








For calendar year 2020, or tax year beginning 10-01-2020, and ending 09-30-2021

Name of foundation THE KEITH HARING FOUNDATION INC		A Employer identification number 11-0249024	
Number and street (or P.O. box number if mail is not delivered to street address) 676 BROADWAY 5TH FLOOR		Room/suite	B Telephone number (see instructions) (212) 477-1579
City or town, state or province, country, and ZIP or foreign postal code NEW YORK, NY 10012		C If exemption application is pending, check here <input type="checkbox"/>	
G Check all that apply: <input type="checkbox"/> Initial return <input type="checkbox"/> Initial return of a former public charity <input type="checkbox"/> Final return <input type="checkbox"/> Amended return <input type="checkbox"/> Address change <input type="checkbox"/> Name change		D 1. Foreign organizations, check here..... <input type="checkbox"/> 2. Foreign organizations meeting the 85% test, check here and attach computation ... <input type="checkbox"/>	
H Check type of organization: <input checked="" type="checkbox"/> Section 501(c)(3) exempt private foundation <input type="checkbox"/> Section 4947(a)(1) nonexempt charitable trust <input type="checkbox"/> Other taxable private foundation		E If private foundation status was terminated under section 507(b)(1)(A), check here <input type="checkbox"/>	
I Fair market value of all assets at end of year (from Part II, col. (c), line 16) ▶ \$ 140,956,371		F If the foundation is in a 60-month termination under section 507(b)(1)(B), check here <input type="checkbox"/>	
J Accounting method: <input checked="" type="checkbox"/> Cash <input type="checkbox"/> Accrual <input type="checkbox"/> Other (specify) _____ (Part I, column (d) must be on cash basis.)			

Part I Analysis of Revenue and Expenses (The total of amounts in columns (b), (c), and (d) may not necessarily equal the amounts in column (a) (see instructions).)		(a) Revenue and expenses per books	(b) Net investment income	(c) Adjusted net income	(d) Disbursements for charitable purposes (cash basis only)
Revenue	1 Contributions, gifts, grants, etc., received (attach schedule)				
	2 Check <input checked="" type="checkbox"/> if the foundation is not required to attach Sch. B				
	3 Interest on savings and temporary cash investments	166	166		
	4 Dividends and interest from securities	1,098,569	1,079,412		
	5a Gross rents				
	b Net rental income or (loss) _____				
	6a Net gain or (loss) from sale of assets not on line 10 _____	12,667,995			
	b Gross sales price for all assets on line 6a _____				
	7 Capital gain net income (from Part IV, line 2)		12,703,053		
	8 Net short-term capital gain				
	9 Income modifications				
	10a Gross sales less returns and allowances _____				
Operating and Administrative Expenses	b Less: Cost of goods sold				
	c Gross profit or (loss) (attach schedule)				
	11 Other income (attach schedule)	 4,888,745	4,888,745		
	12 Total. Add lines 1 through 11	18,655,475	18,671,376		
	13 Compensation of officers, directors, trustees, etc.	398,341	146,671		251,670
	14 Other employee salaries and wages	535,269	198,237		337,032
	15 Pension plans, employee benefits	226,477	95,075		131,402
	16a Legal fees (attach schedule)	 1,041,548	312,464		729,084
	b Accounting fees (attach schedule)	 15,000	7,500		7,500
	c Other professional fees (attach schedule)	 517,894	456,494		61,400
	17 Interest				
	18 Taxes (attach schedule) (see instructions)	 236,323	43,442		37,881
	19 Depreciation (attach schedule) and depletion	 5,837	0		
	20 Occupancy	445,005	342,723		102,282
	21 Travel, conferences, and meetings	4,523	0		4,523
	22 Printing and publications				
	23 Other expenses (attach schedule)	 248,526	58,154		190,372
	24 Total operating and administrative expenses. Add lines 13 through 23	3,674,743	1,660,760		1,853,146
	25 Contributions, gifts, grants paid	7,891,674			7,891,674
	26 Total expenses and disbursements. Add lines 24 and 25	11,566,417	1,660,760		9,744,820
	27 Subtract line 26 from line 12:				
	a Excess of revenue over expenses and disbursements	7,089,058			
	b Net investment income (if negative, enter -0-)		17,010,616		
c Adjusted net income (if negative, enter -0-)					

Part II Balance Sheets		Attached schedules and amounts in the description column should be for end-of-year amounts only. (See instructions.)		
		Beginning of year	End of year	
		(a) Book Value	(b) Book Value	(c) Fair Market Value
Assets	1 Cash—non-interest-bearing	3,834,133	5,684,465	5,684,465
	2 Savings and temporary cash investments			
	3 Accounts receivable ▶ _____ Less: allowance for doubtful accounts ▶ _____			
	4 Pledges receivable ▶ _____ Less: allowance for doubtful accounts ▶ _____			
	5 Grants receivable			
	6 Receivables due from officers, directors, trustees, and other disqualified persons (attach schedule) (see instructions)			
	7 Other notes and loans receivable (attach schedule) ▶ _____ Less: allowance for doubtful accounts ▶ _____			
	8 Inventories for sale or use			
	9 Prepaid expenses and deferred charges			
	10a Investments—U.S. and state government obligations (attach schedule)	8,431,168	10,074,404	10,019,606
	b Investments—corporate stock (attach schedule)	26,672,925	29,520,077	41,147,384
	c Investments—corporate bonds (attach schedule)	6,055,710	6,313,162	6,414,545
	11 Investments—land, buildings, and equipment: basis ▶ _____ Less: accumulated depreciation (attach schedule) ▶ _____			
	12 Investments—mortgage loans			
	13 Investments—other (attach schedule)	1,388,985	2,048,969	2,333,942
	14 Land, buildings, and equipment: basis ▶ <u>87,550</u> Less: accumulated depreciation (attach schedule) ▶ <u>64,207</u>	29,180	23,343	23,343
15 Other assets (describe ▶ _____)	4,425,755	4,263,324	75,333,086	
16 Total assets (to be completed by all filers—see the instructions. Also, see page 1, item I)	50,837,856	57,927,744	140,956,371	
Liabilities	17 Accounts payable and accrued expenses			
	18 Grants payable			
	19 Deferred revenue			
	20 Loans from officers, directors, trustees, and other disqualified persons			
	21 Mortgages and other notes payable (attach schedule).			
	22 Other liabilities (describe ▶ _____)			
	23 Total liabilities (add lines 17 through 22)	0	0	
Net Assets or Fund Balances	Foundations that follow FASB ASC 958, check here ▶ <input type="checkbox"/> and complete lines 24, 25, 29 and 30.			
	24 Net assets without donor restrictions			
	25 Net assets with donor restrictions			
	Foundations that do not follow FASB ASC 958, check here ▶ <input checked="" type="checkbox"/> and complete lines 26 through 30.			
	26 Capital stock, trust principal, or current funds	0	0	
	27 Paid-in or capital surplus, or land, bldg., and equipment fund	0	0	
	28 Retained earnings, accumulated income, endowment, or other funds	50,837,856	57,927,744	
	29 Total net assets or fund balances (see instructions)	50,837,856	57,927,744	
30 Total liabilities and net assets/fund balances (see instructions) .	50,837,856	57,927,744		

Part III Analysis of Changes in Net Assets or Fund Balances		
1 Total net assets or fund balances at beginning of year—Part II, column (a), line 29 (must agree with end-of-year figure reported on prior year's return)	1	50,837,856
2 Enter amount from Part I, line 27a	2	7,089,058
3 Other increases not included in line 2 (itemize) ▶ _____	3	830
4 Add lines 1, 2, and 3	4	57,927,744
5 Decreases not included in line 2 (itemize) ▶ _____	5	0
6 Total net assets or fund balances at end of year (line 4 minus line 5)—Part II, column (b), line 29 .	6	57,927,744

Complete only for assets showing gain in column (h) and owned by the foundation on 12/31/69			(l) Gains (Col. (h) gain minus col. (k), but not less than -0-) or Losses (from col.(h))
(i) F.M.V. as of 12/31/69	(j) Adjusted basis as of 12/31/69	(k) Excess of col. (i) over col. (j), if any	
a			9,529,772
b			2,929,478
c			240,846
d			2,957
e			

2	Capital gain net income or (net capital loss)	<div style="display: inline-block; vertical-align: middle;"> <div style="font-size: 3em; vertical-align: middle;">{</div> <div style="display: inline-block; vertical-align: middle; text-align: left;"> If gain, also enter in Part I, line 7 If (loss), enter -0- in Part I, line 7 </div> <div style="font-size: 3em; vertical-align: middle;">}</div> </div>	2	12,703,053
3	Net short-term capital gain or (loss) as defined in sections 1222(5) and (6): If gain, also enter in Part I, line 8, column (c) (see instructions). If (loss), enter -0- in Part I, line 8	<div style="display: inline-block; vertical-align: middle;"> <div style="font-size: 3em; vertical-align: middle;">{</div> <div style="display: inline-block; vertical-align: middle; text-align: left;"> If gain, also enter in Part I, line 8, column (c) (see instructions). If (loss), enter -0- in Part I, line 8 </div> <div style="font-size: 3em; vertical-align: middle;">}</div> </div>	3	

1 Reserved									
(a) Reserved		(b) Reserved		(c) Reserved		(d) Reserved			
2 Reserved						2			
3 Reserved.						3			
4 Reserved						4			
5 Reserved						5			
6 Reserved						6			
7 Reserved						7			
8 Reserved ,						8			

Part VI Excise Tax Based on Investment Income (Section 4940(a), 4940(b), 4940(e), or 4948—see instructions)

1a	Exempt operating foundations described in section 4940(d)(2), check here <input type="checkbox"/> and enter "N/A" on line 1. Date of ruling or determination letter: _____ (attach copy of letter if necessary—see instructions)		
b	Reserved.	1	236,448
c	All other domestic foundations enter 1.39% of line 27b. Exempt foreign organizations enter 4% of Part I, line 12, col. (b)		
2	Tax under section 511 (domestic section 4947(a)(1) trusts and taxable foundations only. Others enter -0-)	2	0
3	Add lines 1 and 2.	3	236,448
4	Subtitle A (income) tax (domestic section 4947(a)(1) trusts and taxable foundations only. Others enter -0-)	4	0
5	Tax based on investment income. Subtract line 4 from line 3. If zero or less, enter -0-.	5	236,448
6	Credits/Payments:		
a	2020 estimated tax payments and 2019 overpayment credited to 2020	6a	320,970
b	Exempt foreign organizations—tax withheld at source	6b	0
c	Tax paid with application for extension of time to file (Form 8868)	6c	5,000
d	Backup withholding erroneously withheld	6d	0
7	Total credits and payments. Add lines 6a through 6d.	7	325,970
8	Enter any penalty for underpayment of estimated tax. Check here <input checked="" type="checkbox"/> if Form 2220 is attached.	8	0
9	Tax due. If the total of lines 5 and 8 is more than line 7, enter amount owed .	9	
10	Overpayment. If line 7 is more than the total of lines 5 and 8, enter the amount overpaid .	10	89,522
11	Enter the amount of line 10 to be: Credited to 2021 estimated tax 89,522 Refunded	11	0

Part VII-A Statements Regarding Activities

1a	During the tax year, did the foundation attempt to influence any national, state, or local legislation or did it participate or intervene in any political campaign?	Yes	No
1a			No
b	Did it spend more than \$100 during the year (either directly or indirectly) for political purposes? (see Instructions for definition).		No
	<i>If the answer is "Yes" to 1a or 1b, attach a detailed description of the activities and copies of any materials published or distributed by the foundation in connection with the activities.</i>		
1c			No
c	Did the foundation file Form 1120-POL for this year?		No
d	Enter the amount (if any) of tax on political expenditures (section 4955) imposed during the year: (1) On the foundation. \$ 0 (2) On foundation managers. \$ 0		
e	Enter the reimbursement (if any) paid by the foundation during the year for political expenditure tax imposed on foundation managers. \$ 0		
2	Has the foundation engaged in any activities that have not previously been reported to the IRS? <i>If "Yes," attach a detailed description of the activities.</i>	2	No
3	Has the foundation made any changes, not previously reported to the IRS, in its governing instrument, articles of incorporation, or bylaws, or other similar instruments? <i>If "Yes," attach a conformed copy of the changes</i>	3	No
4a	Did the foundation have unrelated business gross income of \$1,000 or more during the year?	4a	No
4b	If "Yes," has it filed a tax return on Form 990-T for this year?	4b	
5	Was there a liquidation, termination, dissolution, or substantial contraction during the year? <i>If "Yes," attach the statement required by General Instruction T.</i>	5	No
6	Are the requirements of section 508(e) (relating to sections 4941 through 4945) satisfied either: • By language in the governing instrument, or • By state legislation that effectively amends the governing instrument so that no mandatory directions that conflict with the state law remain in the governing instrument?	6	Yes
7	Did the foundation have at least \$5,000 in assets at any time during the year? <i>If "Yes," complete Part II, col. (c), and Part XV.</i>	7	Yes
8a	Enter the states to which the foundation reports or with which it is registered (see instructions) NY		
8b	If the answer is "Yes" to line 7, has the foundation furnished a copy of Form 990-PF to the Attorney General (or designate) of each state as required by General Instruction G? <i>If "No," attach explanation.</i>	8b	Yes
9	Is the foundation claiming status as a private operating foundation within the meaning of section 4942(j)(3) or 4942(j)(5) for calendar year 2020 or the taxable year beginning in 2020? See the instructions for Part XIV. <i>If "Yes," complete Part XIV</i>	9	No
10	Did any persons become substantial contributors during the tax year? <i>If "Yes," attach a schedule listing their names and addresses.</i>	10	No

Part VII-A Statements Regarding Activities (continued)

11	At any time during the year, did the foundation, directly or indirectly, own a controlled entity within the meaning of section 512(b)(13)? If "Yes," attach schedule. See instructions.	11		No
12	Did the foundation make a distribution to a donor advised fund over which the foundation or a disqualified person had advisory privileges? If "Yes," attach statement. See instructions	12		No
13	Did the foundation comply with the public inspection requirements for its annual returns and exemption application? Website address ► <u>WWW.HARING.COM</u>	13	Yes	
14	The books are in care of ► <u>KEITH HARING FOUNDATION INC</u> Telephone no. ► <u>(212) 477-1579</u>			

Located at ► 676 BROADWAY 5TH FLOOR NEW YORK NY ZIP+4 ► 10012

15	Section 4947(a)(1) nonexempt charitable trusts filing Form 990-PF in lieu of Form 1041 —check here	<input type="checkbox"/>		
	and enter the amount of tax-exempt interest received or accrued during the year	► 15		
16	At any time during calendar year 2020, did the foundation have an interest in or a signature or other authority over a bank, securities, or other financial account in a foreign country?	16	Yes	No
	See the instructions for exceptions and filing requirements for FinCEN Form 114. If "Yes", enter the name of the foreign country ►			

Part VII-B Statements Regarding Activities for Which Form 4720 May Be Required

File Form 4720 if any item is checked in the "Yes" column, unless an exception applies.

1a	During the year did the foundation (either directly or indirectly):		Yes	No
	(1) Engage in the sale or exchange, or leasing of property with a disqualified person? <input type="checkbox"/> Yes <input checked="" type="checkbox"/> No			
	(2) Borrow money from, lend money to, or otherwise extend credit to (or accept it from) a disqualified person? <input type="checkbox"/> Yes <input checked="" type="checkbox"/> No			
	(3) Furnish goods, services, or facilities to (or accept them from) a disqualified person? <input type="checkbox"/> Yes <input checked="" type="checkbox"/> No			
	(4) Pay compensation to, or pay or reimburse the expenses of, a disqualified person? <input checked="" type="checkbox"/> Yes <input type="checkbox"/> No			
	(5) Transfer any income or assets to a disqualified person (or make any of either available for the benefit or use of a disqualified person)? <input type="checkbox"/> Yes <input checked="" type="checkbox"/> No			
	(6) Agree to pay money or property to a government official? (Exception. Check "No" if the foundation agreed to make a grant to or to employ the official for a period after termination of government service, if terminating within 90 days.) <input type="checkbox"/> Yes <input checked="" type="checkbox"/> No			
b	If any answer is "Yes" to 1a(1)–(6), did any of the acts fail to qualify under the exceptions described in Regulations section 53.4941(d)-3 or in a current notice regarding disaster assistance? See instructions	1b		No
	Organizations relying on a current notice regarding disaster assistance check here. ► <input type="checkbox"/>			
c	Did the foundation engage in a prior year in any of the acts described in 1a, other than excepted acts, that were not corrected before the first day of the tax year beginning in 2020?	1c		No
2	Taxes on failure to distribute income (section 4942) (does not apply for years the foundation was a private operating foundation defined in section 4942(j)(3) or 4942(j)(5)):			
a	At the end of tax year 2020, did the foundation have any undistributed income (lines 6d and 6e, Part XIII) for tax year(s) beginning before 2020? <input type="checkbox"/> Yes <input checked="" type="checkbox"/> No			
	If "Yes," list the years ► 20____, 20____, 20____, 20____			
b	Are there any years listed in 2a for which the foundation is not applying the provisions of section 4942(a)(2) (relating to incorrect valuation of assets) to the year's undistributed income? (If applying section 4942(a)(2) to all years listed, answer "No" and attach statement—see instructions.)	2b		
c	If the provisions of section 4942(a)(2) are being applied to any of the years listed in 2a, list the years here. ► 20____, 20____, 20____, 20____			
3a	Did the foundation hold more than a 2% direct or indirect interest in any business enterprise at any time during the year? <input type="checkbox"/> Yes <input checked="" type="checkbox"/> No			
b	If "Yes," did it have excess business holdings in 2020 as a result of (1) any purchase by the foundation or disqualified persons after May 26, 1969; (2) the lapse of the 5-year period (or longer period approved by the Commissioner under section 4943(c)(7)) to dispose of holdings acquired by gift or bequest; or (3) the lapse of the 10-, 15-, or 20-year first phase holding period? (Use Schedule C, Form 4720, to determine if the foundation had excess business holdings in 2020.)	3b		
4a	Did the foundation invest during the year any amount in a manner that would jeopardize its charitable purposes?	4a		No
b	Did the foundation make any investment in a prior year (but after December 31, 1969) that could jeopardize its charitable purpose that had not been removed from jeopardy before the first day of the tax year beginning in 2020?	4b		No

Part VII-B Statements Regarding Activities for Which Form 4720 May Be Required (continued)

5a	During the year did the foundation pay or incur any amount to:		Yes	No
(1)	Carry on propaganda, or otherwise attempt to influence legislation (section 4945(e))?	<input type="checkbox"/> Yes <input checked="" type="checkbox"/> No		
(2)	Influence the outcome of any specific public election (see section 4955); or to carry on, directly or indirectly, any voter registration drive?	<input type="checkbox"/> Yes <input checked="" type="checkbox"/> No		
(3)	Provide a grant to an individual for travel, study, or other similar purposes?	<input type="checkbox"/> Yes <input checked="" type="checkbox"/> No		
(4)	Provide a grant to an organization other than a charitable, etc., organization described in section 4945(d)(4)(A)? See instructions.	<input type="checkbox"/> Yes <input checked="" type="checkbox"/> No		
(5)	Provide for any purpose other than religious, charitable, scientific, literary, or educational purposes, or for the prevention of cruelty to children or animals?	<input type="checkbox"/> Yes <input checked="" type="checkbox"/> No		
b	If any answer is "Yes" to 5a(1)–(5), did any of the transactions fail to qualify under the exceptions described in Regulations section 53.4945 or in a current notice regarding disaster assistance? See instructions		5b	
	Organizations relying on a current notice regarding disaster assistance check here.	<input type="checkbox"/>		
c	If the answer is "Yes" to question 5a(4), does the foundation claim exemption from the tax because it maintained expenditure responsibility for the grant?	<input type="checkbox"/> Yes <input type="checkbox"/> No		
	If "Yes," attach the statement required by Regulations section 53.4945–5(d).			
6a	Did the foundation, during the year, receive any funds, directly or indirectly, to pay premiums on a personal benefit contract?	<input type="checkbox"/> Yes <input checked="" type="checkbox"/> No	6b	No
b	Did the foundation, during the year, pay premiums, directly or indirectly, on a personal benefit contract?			
	If "Yes" to 6b, file Form 8870.			
7a	At any time during the tax year, was the foundation a party to a prohibited tax shelter transaction?	<input type="checkbox"/> Yes <input checked="" type="checkbox"/> No	7b	
b	If "Yes", did the foundation receive any proceeds or have any net income attributable to the transaction?			
8	Is the foundation subject to the section 4960 tax on payment(s) of more than \$1,000,000 in remuneration or excess parachute payment during the year?	<input type="checkbox"/> Yes <input checked="" type="checkbox"/> No		

Part VIII Information About Officers, Directors, Trustees, Foundation Managers, Highly Paid Employees, and Contractors

1 List all officers, directors, trustees, foundation managers and their compensation. See instructions				
(a) Name and address	(b) Title, and average hours per week devoted to position	(c) Compensation (If not paid, enter -0-)	(d) Contributions to employee benefit plans and deferred compensation	(e) Expense account, other allowances
See Additional Data Table				
2 Compensation of five highest-paid employees (other than those included on line 1—see instructions). If none, enter "NONE."				
(a) Name and address of each employee paid more than \$50,000	(b) Title, and average hours per week devoted to position	(c) Compensation	(d) Contributions to employee benefit plans and deferred compensation	(e) Expense account, other allowances
ANNELISE REAM	CREATIVE DIRECTOR	136,858	23,583	0
676 BROADWAY 5TH FLOOR NEW YORK, NY 10012	40.00			
MATTHEW BAROLO	OPERATIONS MANAGER	120,396	30,629	0
676 BROADWAY 5TH FLOOR NEW YORK, NY 10012	40.00			
ANNA GURTON-WACHTER	ARCHIVIST	89,886	25,000	0
676 BROADWAY 5TH FLOOR NEW YORK, NY 10012	40.00			
FAWN KRIEGER	EDUCATION/GRANTS	82,419	20,958	0
676 BROADWAY 5TH FLOOR NEW YORK, NY 10012	40.00			
EMILY KING	COLLECTIONS ASSISTANT	71,611	20,314	0
676 BROADWAY 5TH FLOOR NEW YORK, NY 10012	40.00			
Total number of other employees paid over \$50,000.				0

Part VIII Information About Officers, Directors, Trustees, Foundation Managers, Highly Paid Employees, and Contractors (continued)
3 Five highest-paid independent contractors for professional services (see instructions). If none, enter "NONE".

(a) Name and address of each person paid more than \$50,000	(b) Type of service	(c) Compensation
LADAS & PARRY LLP 1040 AVENUE OF THE AMERICAS NEW YORK, NY 10018	LEGAL SERVICE	626,449
STOUT THOMAS & JOHNSON 477 MADISON AVENUE NEW YORK, NY 10022	LEGAL SERVICE	393,723
MORGAN STANLEY 31 WEST 52ND STREET NEW YORK, NY 10019	INVESTMENT ADVISORY SERVICE	280,226
BANK OF AMERICA PRIVATE WEALTH MANAGEMENT 114 WEST 47TH STREET NEW YORK, NY 100361510	INVESTMENT MANAGEMENT SERVICE	176,268
Total number of others receiving over \$50,000 for professional services. ►		0

Part IX-A Summary of Direct Charitable Activities

List the foundation's four largest direct charitable activities during the tax year. Include relevant statistical information such as the number of organizations and other beneficiaries served, conferences convened, research papers produced, etc.	Expenses
1 N/A	0
2	
3	
4	

Part IX-B Summary of Program-Related Investments (see instructions)

Describe the two largest program-related investments made by the foundation during the tax year on lines 1 and 2.	Amount
1	
2	
All other program-related investments. See instructions.	
3	
Total. Add lines 1 through 3 ►	0

Part X Minimum Investment Return (All domestic foundations must complete this part. Foreign foundations, see instructions.)

1	Fair market value of assets not used (or held for use) directly in carrying out charitable, etc., purposes:		
a	Average monthly fair market value of securities.	1a	53,820,542
b	Average of monthly cash balances.	1b	4,818,480
c	Fair market value of all other assets (see instructions).	1c	12,376,154
d	Total (add lines 1a, b, and c).	1d	71,015,176
e	Reduction claimed for blockage or other factors reported on lines 1a and 1c (attach detailed explanation).	1e	0
2	Acquisition indebtedness applicable to line 1 assets.	2	0
3	Subtract line 2 from line 1d.	3	71,015,176
4	Cash deemed held for charitable activities. Enter 1 1/2% of line 3 (for greater amount, see instructions).	4	1,065,228
5	Net value of noncharitable-use assets. Subtract line 4 from line 3. Enter here and on Part V, line 4	5	69,949,948
6	Minimum investment return. Enter 5% of line 5.	6	3,497,497

Part XI Distributable Amount (see instructions) (Section 4942(j)(3) and (j)(5) private operating foundations and certain foreign organizations check here ☐ and do not complete this part.)

1	Minimum investment return from Part X, line 6.	1	3,497,497
2a	Tax on investment income for 2020 from Part VI, line 5.	2a	236,448
b	Income tax for 2020. (This does not include the tax from Part VI.).	2b	
c	Add lines 2a and 2b.	2c	236,448
3	Distributable amount before adjustments. Subtract line 2c from line 1.	3	3,261,049
4	Recoveries of amounts treated as qualifying distributions.	4	0
5	Add lines 3 and 4.	5	3,261,049
6	Deduction from distributable amount (see instructions).	6	0
7	Distributable amount as adjusted. Subtract line 6 from line 5. Enter here and on Part XIII, line 1.	7	3,261,049

Part XII Qualifying Distributions (see instructions)

1	Amounts paid (including administrative expenses) to accomplish charitable, etc., purposes:		
a	Expenses, contributions, gifts, etc.—total from Part I, column (d), line 26.	1a	9,744,820
b	Program-related investments—total from Part IX-B.	1b	0
2	Amounts paid to acquire assets used (or held for use) directly in carrying out charitable, etc., purposes.	2	
3	Amounts set aside for specific charitable projects that satisfy the:		
a	Suitability test (prior IRS approval required).	3a	
b	Cash distribution test (attach the required schedule).	3b	
4	Qualifying distributions. Add lines 1a through 3b. Enter here and on Part V, line 8, and Part XIII, line 4	4	9,744,820
5	Foundations that qualify under section 4940(e) for the reduced rate of tax on net investment income. Enter 1% of Part I, line 27b. See instructions.	5	0
6	Adjusted qualifying distributions. Subtract line 5 from line 4.	6	9,744,820

Note: The amount on line 6 will be used in Part V, column (b), in subsequent years when calculating whether the foundation qualifies for the section 4940(e) reduction of tax in those years.

Part XIII Undistributed Income (see instructions)

	(a) Corpus	(b) Years prior to 2019	(c) 2019	(d) 2020
1 Distributable amount for 2020 from Part XI, line 7				3,261,049
2 Undistributed income, if any, as of the end of the 2020:				
a Enter amount for 2019 only.			0	
b Total for prior years: 20____, 20____, 20____		0		
3 Excess distributions carryover, if any, to 2020:				
a From 2015.	2,126,189			
b From 2016.	1,277,680			
c From 2017.	991,180			
d From 2018.	1,917,477			
e From 2019.	5,375,046			
f Total of lines 3a through e.	11,687,572			
4 Qualifying distributions for 2020 from Part XII, line 4: ► \$ 9,744,820				
a Applied to 2019, but not more than line 2a			0	
b Applied to undistributed income of prior years (Election required—see instructions).		0		
c Treated as distributions out of corpus (Election required—see instructions).	0			
d Applied to 2020 distributable amount.				3,261,049
e Remaining amount distributed out of corpus	6,483,771			
5 Excess distributions carryover applied to 2020. (If an amount appears in column (d), the same amount must be shown in column (a).)	0			0
6 Enter the net total of each column as indicated below:				
a Corpus. Add lines 3f, 4c, and 4e. Subtract line 5	18,171,343			
b Prior years' undistributed income. Subtract line 4b from line 2b.		0		
c Enter the amount of prior years' undistributed income for which a notice of deficiency has been issued, or on which the section 4942(a) tax has been previously assessed.		0		
d Subtract line 6c from line 6b. Taxable amount—see instructions.		0		
e Undistributed income for 2019. Subtract line 4a from line 2a. Taxable amount—see instructions.			0	
f Undistributed income for 2021. Subtract lines 4d and 5 from line 1. This amount must be distributed in 2020.				0
7 Amounts treated as distributions out of corpus to satisfy requirements imposed by section 170(b)(1)(F) or 4942(g)(3) (Election may be required - see instructions).	0			
8 Excess distributions carryover from 2015 not applied on line 5 or line 7 (see instructions).	2,126,189			
9 Excess distributions carryover to 2021. Subtract lines 7 and 8 from line 6a.	16,045,154			
10 Analysis of line 9:				
a Excess from 2016.	1,277,680			
b Excess from 2017.	991,180			
c Excess from 2018.	1,917,477			
d Excess from 2019.	5,375,046			
e Excess from 2020.	6,483,771			

Part XIV

- Part XV** **Supplementary Information** (Complete this part only if the foundation had \$5,000 or more in assets at any time during the year—see instructions.)

Inform

- 2 Information Regarding Contribution, Grant, Gift, Loan, Scholarship, etc., Programs:**

☒

- Form
- 990-PF**
- (2020)

Part XV **Supplementary Information** (continued)**3 Grants and Contributions Paid During the Year or Approved for Future Payment**

Recipient	If recipient is an individual, show any relationship to any foundation manager or substantial contributor	Foundation status of recipient	Purpose of grant or contribution	Amount
Name and address (home or business)				
a <i>Paid during the year</i> See Additional Data Table				
Total			3a	7,891,674
b <i>Approved for future payment</i>				
Total			3b	0

Enter gross amounts unless otherwise indicated.		Unrelated business income		Excluded by section 512, 513, or 514		(e) Related or exempt function income (See instructions.)
		(a) Business code	(b) Amount	(c) Exclusion code	(d) Amount	
1 Program service revenue:						
a _____						
b _____						
c _____						
d _____						
e _____						
f _____						
g Fees and contracts from government agencies						
2 Membership dues and assessments. . . .						
3 Interest on savings and temporary cash investments				14	166	
4 Dividends and interest from securities. . . .				14	1,098,569	
5 Net rental income or (loss) from real estate:						
a Debt-financed property.						
b Not debt-financed property.						
6 Net rental income or (loss) from personal property						
7 Other investment income.				15	4,888,732	
8 Gain or (loss) from sales of assets other than inventory				18	12,667,995	
9 Net income or (loss) from special events:						
10 Gross profit or (loss) from sales of inventory						
11 Other revenue:						
a <u>SETTLEMENT INCOME</u>				01	13	
b _____						
c _____						
d _____						
e _____						
12 Subtotal. Add columns (b), (d), and (e). .			0		18,655,475	0
13 Total. Add line 12, columns (b), (d), and (e). (See worksheet in line 13 instructions to verify calculations.)				13		18,655,475

[illegible]

Information Regarding Transfers To and Transactions and Relationships With Noncharitable Exempt Organizations

1 Did the organization directly or indirectly engage in any of the following with any other organization described in section 501(c) (other than section 501(c)(3) organizations) or in section 527, relating to political organizations?			Yes	No
a Transfers from the reporting foundation to a noncharitable exempt organization of:				
(1) Cash.		1a(1)		No
(2) Other assets.		1a(2)		No
b Other transactions:				
(1) Sales of assets to a noncharitable exempt organization.		1b(1)		No
(2) Purchases of assets from a noncharitable exempt organization.		1b(2)		No
(3) Rental of facilities, equipment, or other assets.		1b(3)		No
(4) Reimbursement arrangements.		1b(4)		No
(5) Loans or loan guarantees.		1b(5)		No
(6) Performance of services or membership or fundraising solicitations.		1b(6)		No
c Sharing of facilities, equipment, mailing lists, other assets, or paid employees.		1c		No
d If the answer to any of the above is "Yes," complete the following schedule. Column (b) should always show the fair market value of the goods, other assets, or services given by the reporting foundation. If the foundation received less than fair market value in any transaction or sharing arrangement, show in column (d) the value of the goods, other assets, or services received.				

[illegible]

2a Is the foundation directly or indirectly affiliated with, or related to, one or more tax-exempt organizations described in section 501(c) (other than section 501(c)(3)) or in section 527? ☐ Yes ☒ No

b If "Yes," complete the following schedule.

(a) Name of organization	(b) Type of organization	(c) Description of relationship

Sign Here	Under penalties of perjury, I declare that I have examined this return, including accompanying schedules and statements, and to the best of my knowledge and belief, it is true, correct, and complete. Declaration of preparer (other than taxpayer) is based on all information of which preparer has any knowledge.		
	*****	2022-08-04	*****
	_____ Signature of officer or trustee	_____ Date	_____ Title

May the IRS discuss this return with the preparer shown below
 (see instr.) ☒ **Yes** ☐ **No**

Paid Preparer Use Only	Print/Type preparer's name	Preparer's Signature	Date	Check if self-employed <input type="checkbox"/>	PTIN P00757336
	LYNNE JOHNSON				
	Firm's name ▶ RSM US LLP				Firm's EIN ▶ 42-0714325
	Firm's address ▶ 4 TIMES SQUARE NEW YORK, NY 10036				Phone no. (212) 372-1000

Form 990PF Part VIII Line 1 - List all officers, directors, trustees, foundation managers and their compensation

(a) Name and address	Title, and average hours per week (b) devoted to position	(c) Compensation (If not paid, enter -0-)	(d) Contributions to employee benefit plans and deferred compensation	Expense account, (e) other allowances
KRISTEN HARING 676 BROADWAY 5TH FLOOR NEW YORK, NY 10012	SECRETARY 1.00	15,000	0	0
GILBERT VAZQUEZ 676 BROADWAY 5TH FLOOR NEW YORK, NY 10012	PRES./EXEC. DIR. (FROM 1/1/22) 40.00	188,624	41,494	0
ALLEN HARING 676 BROADWAY 5TH FLOOR NEW YORK, NY 10012	CHAIRMAN/TREASURER 1.00	15,000	0	0
TOM ECCLES 676 BROADWAY 5TH FLOOR NEW YORK, NY 10012	DIRECTOR 1.00	15,000	0	0
DAVID STARK 676 BROADWAY 5TH FLOOR NEW YORK, NY 10012	DIRECTOR 1.00	15,000	0	0
JULIA GRUEN 676 BROADWAY 5TH FLOOR NEW YORK, NY 10012	VICE PRESIDENT 40.00	134,717	57,942	0
JUDITH COX 676 BROADWAY 5TH FLOOR NEW YORK, NY 10012	DIRECTOR 1.00	15,000	0	0

Form 990PF Part XV Line 3 - Grants and Contributions Paid During the Year or Approved for Future Payment				
Recipient	If recipient is an individual, show any relationship to any foundation manager or substantial contributor	Foundation status of recipient	Purpose of grant or contribution	Amount
Name and address (home or business)				
a <i>Paid during the year</i>				
ACTION AGAINST HUNGER ONE WHITEHALL STREET 2ND FLOOR NEW YORK, NY 10004	NONE	PC	FOR DONEE'S EXEMPT PURPOSE	75,000
AIDS WALK NY307 WEST 38TH STREET NEW YORK, NY 100189502	NONE	PC	FOR DONEE'S EXEMPT PURPOSE	20,000
AMFAR THE FOUNDATION FOR AIDS RESEARCH 120 WALL STREET 13TH FLOOR NEW YORK, NY 10005	NONE	PC	FOR DONEE'S EXEMPT PURPOSE	10,000
Total ▶ 3a				7,891,674

Form 990PF Part XV Line 3 - Grants and Contributions Paid During the Year or Approved for Future Payment				
Recipient	If recipient is an individual, show any relationship to any foundation manager or substantial contributor	Foundation status of recipient	Purpose of grant or contribution	Amount
Name and address (home or business)				
a <i>Paid during the year</i>				
ARTSCONNECTION INC 520 EIGHTH AVENUE SUITE 321 NEW YORK, NY 10018	NONE	PC	FOR DONEE'S EXEMPT PURPOSE	20,000
ASSOCIATION TO BENEFIT CHILDREN 419 E 86TH STREET NEW YORK, NY 10028	NONE	PC	FOR DONEE'S EXEMPT PURPOSE	75,000
BARD COLLEGE30 CAMPUS ROAD ANNANDALEONHUDSON, NY 12504	NONE	PC	FOR DONEE'S EXEMPT PURPOSE	100,000
Total ▶ 3a				7,891,674

Form 990PF Part XV Line 3 - Grants and Contributions Paid During the Year or Approved for Future Payment				
Recipient	If recipient is an individual, show any relationship to any foundation manager or substantial contributor	Foundation status of recipient	Purpose of grant or contribution	Amount
Name and address (home or business)				
a <i>Paid during the year</i>				
BETANCES HEALTH CENTER 280 HENRY STREET NEW YORK, NY 10002	NONE	PC	FOR DONEE'S EXEMPT PURPOSE	35,000
BOYS & GIRLS CLUB OF PUERTO RICO AVENIDA ROBERTO H TODD 501 SAN JUAN 00907 RQ	NONE	PC	FOR DONEE'S EXEMPT PURPOSE	20,000
BROOKLYN MUSEUM 200 EASTERN PARKWAY BROOKLYN, NY 112386052	NONE	PC	FOR DONEE'S EXEMPT PURPOSE	40,000
Total ▶ 3a				7,891,674

Form 990PF Part XV Line 3 - Grants and Contributions Paid During the Year or Approved for Future Payment				
Recipient	If recipient is an individual, show any relationship to any foundation manager or substantial contributor	Foundation status of recipient	Purpose of grant or contribution	Amount
Name and address (home or business)				
a <i>Paid during the year</i>				
BROWNSVILLE MULTI-SERVICE FAMILY HEALTH CENTER 592 ROCKAWAY AVENUE BROOKLYN, NY 11212	NONE	PC	FOR DONEE'S EXEMPT PURPOSE	25,000
CALLEN-LORDE COMMUNITY HEALTH CENTER 356 WEST 18TH STREET NEW YORK, NY 10011	NONE	PC	FOR DONEE'S EXEMPT PURPOSE	500,000
CHILDREN'S HEALTH FUND 215 WEST 125 STREET SUITE 301 NEW YORK, NY 10027	NONE	PC	FOR DONEE'S EXEMPT PURPOSE	50,000
Total ▶ 3a				7,891,674

Form 990PF Part XV Line 3 - Grants and Contributions Paid During the Year or Approved for Future Payment				
Recipient	If recipient is an individual, show any relationship to any foundation manager or substantial contributor	Foundation status of recipient	Purpose of grant or contribution	Amount
Name and address (home or business)				
a <i>Paid during the year</i>				
CITY HARVEST 6 EAST 32ND STREET 5TH FLOOR NEW YORK, NY 10016	NONE	PC	FOR DONEE'S EXEMPT PURPOSE	100,000
COMMUNITY HEALTHCARE NETWORK 60 MADISON AVENUE 5TH FLOOR NEW YORK, NY 10010	NONE	PC	FOR DONEE'S EXEMPT PURPOSE	30,000
DOCTORS WITHOUT BORDERS 40 RECTOR STREET 16TH FLOOR NEW YORK, NY 10006	NONE	PC	FOR DONEE'S EXEMPT PURPOSE	350,000
Total ▶ 3a				7,891,674

Form 990PF Part XV Line 3 - Grants and Contributions Paid During the Year or Approved for Future Payment				
Recipient	If recipient is an individual, show any relationship to any foundation manager or substantial contributor	Foundation status of recipient	Purpose of grant or contribution	Amount
Name and address (home or business)				
a <i>Paid during the year</i>				
ELIZABETH GLAZER PEDIATRIC AIDS FOUNDATION 1140 CONNECTICUT AVENUE NW SUITE 200 WASHINGTON, DC 20036	NONE	PC	FOR DONEE'S EXEMPT PURPOSE	250,000
FIRST STAR INC 2049 CENTURY PARK EAST SUITE 4320 LOS ANGELES, CA 90067	NONE	PC	FOR DONEE'S EXEMPT PURPOSE	20,000
FRESH YOUTH INITIATIVES 505 WEST 171ST STREET NEW YORK, NY 10032	NONE	PC	FOR DONEE'S EXEMPT PURPOSE	5,000
Total ▶ 3a				7,891,674

Form 990PF Part XV Line 3 - Grants and Contributions Paid During the Year or Approved for Future Payment				
Recipient	If recipient is an individual, show any relationship to any foundation manager or substantial contributor	Foundation status of recipient	Purpose of grant or contribution	Amount
Name and address (home or business)				
a <i>Paid during the year</i>				
FRIENDS OF ALICE AUSTEN HOUSE INC 2 HYLAN BOULEVARD STATEN ISLAND, NY 10305	NONE	PC	FOR DONEE'S EXEMPT PURPOSE	10,000
FRIENDS OF WHEELS 518 W 181ST STREET BOX 3017 NEW YORK, NY 10033	NONE	PC	FOR DONEE'S EXEMPT PURPOSE	30,000
GAY MEN'S HEALTH CRISIS (GMHC) 307 W 38TH STREET NEW YORK, NY 10018	NONE	PC	FOR DONEE'S EXEMPT PURPOSE	150,000
Total ▶ 3a				7,891,674

Form 990PF Part XV Line 3 - Grants and Contributions Paid During the Year or Approved for Future Payment				
Recipient	If recipient is an individual, show any relationship to any foundation manager or substantial contributor	Foundation status of recipient	Purpose of grant or contribution	Amount
Name and address (home or business)				
a <i>Paid during the year</i>				
GLOBAL KIDS INC 137 E 25TH STREET 2ND FLOOR NEW YORK, NY 10010	NONE	PC	FOR DONEE'S EXEMPT PURPOSE	15,000
GRAND STREET SETTLEMENT INC 175 DELANCEY STREET 4TH FLOOR NEW YORK, NY 10002	NONE	PC	FOR DONEE'S EXEMPT PURPOSE	25,000
GREEN GUERILLAS 30 3RD AVENUE ROOM 848 BROOKLYN, NY 11217	NONE	PC	FOR DONEE'S EXEMPT PURPOSE	25,000
Total ▶ 3a				7,891,674

Form 990PF Part XV Line 3 - Grants and Contributions Paid During the Year or Approved for Future Payment

Recipient	If recipient is an individual, show any relationship to any foundation manager or substantial contributor	Foundation status of recipient	Purpose of grant or contribution	Amount
Name and address (home or business)				
a <i>Paid during the year</i>				
HALEAKALA INC DBA THE KITCHEN 512 W 19TH STREET NEW YORK, NY 10011	NONE	PC	FOR DONEE'S EXEMPT PURPOSE	35,000
HOUR CHILDREN INC 36-11 12TH STREET LONG ISLAND CITY, NY 11106	NONE	PC	FOR DONEE'S EXEMPT PURPOSE	20,000
HOUSING WORKS 57 WILLOUGHBY STREET 2ND FLOOR BROOKLYN, NY 11201	NONE	PC	FOR DONEE'S EXEMPT PURPOSE	35,000
Total ▶ 3a				7,891,674

Form 990PF Part XV Line 3 - Grants and Contributions Paid During the Year or Approved for Future Payment

Recipient	If recipient is an individual, show any relationship to any foundation manager or substantial contributor	Foundation status of recipient	Purpose of grant or contribution	Amount
Name and address (home or business)				
a <i>Paid during the year</i>				
INTERNATIONAL CENTER OF PHOTOGRAPHY 79 ESSEX STREET NEW YORK, NY 10002	NONE	PC	FOR DONEE'S EXEMPT PURPOSE	30,000
IRIS HOUSE INC 2348 ADAM CLAYTON POWELL JR BLVD NEW YORK, NY 10030	NONE	PC	FOR DONEE'S EXEMPT PURPOSE	40,000
KIND INC1201 L ST NW 2ND FLOOR WASHINGTON, DC 20005	NONE	PC	FOR DONEE'S EXEMPT PURPOSE	50,000
Total ▶ 3a				7,891,674

Form 990PF Part XV Line 3 - Grants and Contributions Paid During the Year or Approved for Future Payment				
Recipient	If recipient is an individual, show any relationship to any foundation manager or substantial contributor	Foundation status of recipient	Purpose of grant or contribution	Amount
Name and address (home or business)				
a <i>Paid during the year</i>				
LATINO U COLLEGE ACCESS 75 VIRGINIA ROAD 2ND FLOOR WHITE PLAINS, NY 10603	NONE	PC	FOR DONEE'S EXEMPT PURPOSE	35,000
LESLIE LOHMAN MUSEUM OF GAY AND LESBIAN ART 26 WOOSTER STREET NEW YORK, NY 10013	NONE	PC	FOR DONEE'S EXEMPT PURPOSE	20,000
LGBT CENTER208 W 13TH STREET NEW YORK, NY 10011	NONE	PC	FOR DONEE'S EXEMPT PURPOSE	3,653,552
Total ▶ 3a				7,891,674

Form 990PF Part XV Line 3 - Grants and Contributions Paid During the Year or Approved for Future Payment				
Recipient	If recipient is an individual, show any relationship to any foundation manager or substantial contributor	Foundation status of recipient	Purpose of grant or contribution	Amount
Name and address (home or business)				
a <i>Paid during the year</i>				
LGBT YOUTH OUT LOUD INC 45 W 36 STREET 6TH FLOOR NEW YORK, NY 10018	NONE	PC	FOR DONEE'S EXEMPT PURPOSE	3,500
MADISON SQUARE BOYS & GIRLS CLUB FOUNDATION INC 250 BRADHURST AVENUE NEW YORK, NY 10039	NONE	PC	FOR DONEE'S EXEMPT PURPOSE	30,000
MCCNY CHARITIES INC 446 W 36TH STREET NEW YORK, NY 10018	NONE	PC	FOR DONEE'S EXEMPT PURPOSE	30,000
Total ▶ 3a				7,891,674

Form 990PF Part XV Line 3 - Grants and Contributions Paid During the Year or Approved for Future Payment				
Recipient	If recipient is an individual, show any relationship to any foundation manager or substantial contributor	Foundation status of recipient	Purpose of grant or contribution	Amount
Name and address (home or business)				
a <i>Paid during the year</i>				
MONTEFIORE MEDICAL CENTER 1300 MORRIS PARK AVENUE 7TH FLOOR BRONX, NY 10461	NONE	PC	FOR DONEE'S EXEMPT PURPOSE	50,000
MOTHER AND CHILD ALLIANCE 4101 NORTH BROADWAY 124 CHICAGO, IL 60613	NONE	PC	FOR DONEE'S EXEMPT PURPOSE	10,000
MOUNT SINAI HOSPITAL ONE GUSTAVE L LEVY PLACE BOX 1049 NEW YORK, NY 10029	NONE	PC	FOR DONEE'S EXEMPT PURPOSE	100,000
Total ▶ 3a				7,891,674

Form 990PF Part XV Line 3 - Grants and Contributions Paid During the Year or Approved for Future Payment				
Recipient	If recipient is an individual, show any relationship to any foundation manager or substantial contributor	Foundation status of recipient	Purpose of grant or contribution	Amount
Name and address (home or business)				
a <i>Paid during the year</i>				
MUSEUM OF ARTS AND DESIGN 2 COLUMBUS CIRCLE NEW YORK, NY 10019	NONE	PC	FOR DONEE'S EXEMPT PURPOSE	15,000
NEW MUSEUM OF CONTEMPORARY ART 235 BOWERY NEW YORK, NY 10002	NONE	PC	FOR DONEE'S EXEMPT PURPOSE	100,000
NEW YORK CITY MISSION SOCIETY 646 MALCOLM X BLVD NEW YORK, NY 10037	NONE	PC	FOR DONEE'S EXEMPT PURPOSE	20,000
Total ▶ 3a				7,891,674

Form 990PF Part XV Line 3 - Grants and Contributions Paid During the Year or Approved for Future Payment				
Recipient	If recipient is an individual, show any relationship to any foundation manager or substantial contributor	Foundation status of recipient	Purpose of grant or contribution	Amount
Name and address (home or business)				
a <i>Paid during the year</i>				
NORTH JERSEY AIDS ALLIANCE 393 CENTRAL AVENUE NEWARK, NJ 07103	NONE	PC	FOR DONEE'S EXEMPT PURPOSE	30,000
NYU SCHOOL OF MEDICINE 550 FIRST AVENUE NEW YORK, NY 10016	NONE	PC	FOR DONEE'S EXEMPT PURPOSE	37,500
PERFORMANCE SPACE NEW YORK 150 FIRST AVENUE NEW YORK, NY 10009	NONE	PC	FOR DONEE'S EXEMPT PURPOSE	250,000
Total ▶ 3a				7,891,674

Form 990PF Part XV Line 3 - Grants and Contributions Paid During the Year or Approved for Future Payment				
Recipient	If recipient is an individual, show any relationship to any foundation manager or substantial contributor	Foundation status of recipient	Purpose of grant or contribution	Amount
Name and address (home or business)				
a <i>Paid during the year</i>				
PLANNED PARENTHOOD OF NYC 26 BLEECKER STREET NEW YORK, NY 12504	NONE	PC	FOR DONEE'S EXEMPT PURPOSE	300,000
QUEENS MUSEUM OF ART FLUSHING MEADOWS CORONA PARK QUEENS, NY 11368	NONE	PC	FOR DONEE'S EXEMPT PURPOSE	20,000
SAFE HORIZON 3 LAFAYETTE STREET 3RD FLOOR NEW YORK, NY 10007	NONE	PC	FOR DONEE'S EXEMPT PURPOSE	25,000
Total ▶ 3a				7,891,674

Form 990PF Part XV Line 3 - Grants and Contributions Paid During the Year or Approved for Future Payment				
Recipient	If recipient is an individual, show any relationship to any foundation manager or substantial contributor	Foundation status of recipient	Purpose of grant or contribution	Amount
Name and address (home or business)				
a <i>Paid during the year</i>				
SAFE PASSAGE PROJECT CORPORATION 185 WEST BROADWAY NEW YORK, NY 10013	NONE	PC	FOR DONEE'S EXEMPT PURPOSE	100,000
SAGE 305 SEVENTH AVENUE 15TH FLOOR NEW YORK, NY 10001	NONE	PC	FOR DONEE'S EXEMPT PURPOSE	75,000
SCAN-HARBOR 345 EAST 102ND STREET 3RD FLOOR NEW YORK, NY 10029	NONE	PC	FOR DONEE'S EXEMPT PURPOSE	10,000
Total ▶ 3a				7,891,674

Form 990PF Part XV Line 3 - Grants and Contributions Paid During the Year or Approved for Future Payment				
Recipient	If recipient is an individual, show any relationship to any foundation manager or substantial contributor	Foundation status of recipient	Purpose of grant or contribution	Amount
Name and address (home or business)				
a <i>Paid during the year</i>				
SOLOMON R GUGGENHEIM MUSEUM 1071 FIFTH AVENUE NEW YORK, NY 10128	NONE	PC	FOR DONEE'S EXEMPT PURPOSE	25,000
THE ACKERMAN INSTITUTE FOR THE FAMILY 936 BROADWAY 2ND FLOOR NEW YORK, NY 10010	NONE	PC	FOR DONEE'S EXEMPT PURPOSE	30,000
THE ALPHA WORKSHOPS INC 245 W 29TH STREET FLOOR 14 NEW YORK, NY 10001	NONE	PC	FOR DONEE'S EXEMPT PURPOSE	25,000
Total ▶ 3a				7,891,674

Form 990PF Part XV Line 3 - Grants and Contributions Paid During the Year or Approved for Future Payment				
Recipient	If recipient is an individual, show any relationship to any foundation manager or substantial contributor	Foundation status of recipient	Purpose of grant or contribution	Amount
Name and address (home or business)				
a <i>Paid during the year</i>				
THE AMERICAN RUN FOR THE END OF AIDS INC 2350 BROADWAY 1016 NEW YORK, NY 10024	NONE	PC	FOR DONEE'S EXEMPT PURPOSE	5,250
THE CENTER FOR TRANSFORMATIVE ACTION PO BOX 760 ITHACA, NY 14851	NONE	PC	FOR DONEE'S EXEMPT PURPOSE	16,650
THE CHILDREN'S VILLAGE ONE ECHO HILLS DOBBS FERRY, NY 10522	NONE	PC	FOR DONEE'S EXEMPT PURPOSE	50,000
Total ▶ 3a				7,891,674

Form 990PF Part XV Line 3 - Grants and Contributions Paid During the Year or Approved for Future Payment				
Recipient	If recipient is an individual, show any relationship to any foundation manager or substantial contributor	Foundation status of recipient	Purpose of grant or contribution	Amount
Name and address (home or business)				
a <i>Paid during the year</i>				
THE DOOR - A CENTER OF ALTERNATIVES INC 121 AVENUE OF THE AMERICAS NEW YORK, NY 10013	NONE	PC	FOR DONEE'S EXEMPT PURPOSE	100,000
THE FAMILY CENTER 493 NOSTRAND AVENUE 3RD FLOOR BROOKLYN, NY 11216	NONE	PC	FOR DONEE'S EXEMPT PURPOSE	50,000
THE LGBT CENTER208 W 13TH STREET NEW YORK, NY 10011	NONE	PC	FOR DONEE'S EXEMPT PURPOSE	35,222
Total ▶ 3a				7,891,674

Form 990PF Part XV Line 3 - Grants and Contributions Paid During the Year or Approved for Future Payment				
Recipient	If recipient is an individual, show any relationship to any foundation manager or substantial contributor	Foundation status of recipient	Purpose of grant or contribution	Amount
Name and address (home or business)				
a <i>Paid during the year</i>				
THE MACDOWELL COLONY 521 WEST 23RD STREET 2ND FLOOR NEW YORK, NY 10011	NONE	PC	FOR DONEE'S EXEMPT PURPOSE	125,000
THE OPPORTUNITY NETWORK 85 BROAD STREET 6TH FLOOR NEW YORK, NY 10004	NONE	PC	FOR DONEE'S EXEMPT PURPOSE	25,000
THE OSBORNE ASSOCIATION 809 WESTCHESTER AVENUE BRONX, NY 10455	NONE	PC	FOR DONEE'S EXEMPT PURPOSE	25,000
Total ▶ 3a				7,891,674

Form 990PF Part XV Line 3 - Grants and Contributions Paid During the Year or Approved for Future Payment				
Recipient	If recipient is an individual, show any relationship to any foundation manager or substantial contributor	Foundation status of recipient	Purpose of grant or contribution	Amount
Name and address (home or business)				
a <i>Paid during the year</i>				
THE PARTNERSHIP FOR THE HOMELESS 305 SEVENTH AVENUE 14TH FLOOR NEW YORK, NY 10001	NONE	PC	FOR DONEE'S EXEMPT PURPOSE	50,000
THE RESEARCH FOUNDATION OF SUNY- HEAT PROGRAM 450 CLARKSON AVENUE BROOKLYN, NY 11203	NONE	PC	FOR DONEE'S EXEMPT PURPOSE	25,000
THE TREVOR PROJECT INC PO BOX 69232 WEST HOLLYWOOD, CA 90069	NONE	PC	FOR DONEE'S EXEMPT PURPOSE	25,000
Total ▶ 3a				7,891,674

Form 990PF Part XV Line 3 - Grants and Contributions Paid During the Year or Approved for Future Payment				
Recipient	If recipient is an individual, show any relationship to any foundation manager or substantial contributor	Foundation status of recipient	Purpose of grant or contribution	Amount
Name and address (home or business)				
a <i>Paid during the year</i>				
THE YWCA OF BROOKLYN INC 30 THIRD AVENUE NEW YORK, NY 11217	NONE	PC	FOR DONEE'S EXEMPT PURPOSE	20,000
UNDER 21 COVENANT HOUSE 550 10TH AVENUE NEW YORK, NY 10018	NONE	PC	FOR DONEE'S EXEMPT PURPOSE	35,000
URBAN HEALTH PLAN INC 1231 LAFAYETTE AVENUE BRONX, NY 10474	NONE	PC	FOR DONEE'S EXEMPT PURPOSE	50,000
Total ▶ 3a				7,891,674

Form 990PF Part XV Line 3 - Grants and Contributions Paid During the Year or Approved for Future Payment				
Recipient	If recipient is an individual, show any relationship to any foundation manager or substantial contributor	Foundation status of recipient	Purpose of grant or contribution	Amount
Name and address (home or business)				
a <i>Paid during the year</i>				
VISUAL AIDS FOR THE ARTS 526 W 26TH STREET NEW YORK, NY 10001	NONE	PC	FOR DONEE'S EXEMPT PURPOSE	5,000
WHITNEY MUSEUM OF AMERICAN ART 99 GANSEVOORT STREET NEW YORK, NY 10014	NONE	PC	FOR DONEE'S EXEMPT PURPOSE	15,000
YMCA OF GREATER NEW YORK 5 WEST 63RD STREET 6TH FLOOR NEW YORK, NY 10023	NONE	PC	FOR DONEE'S EXEMPT PURPOSE	50,000
Total ▶ 3a				7,891,674

TY 2020 Accounting Fees Schedule**Name:** THE KEITH HARING FOUNDATION INC**EIN:** 11-0249024

Category	Amount	Net Investment Income	Adjusted Net Income	Disbursements for Charitable Purposes
ACCOUNTING FEES	15,000	7,500		7,500

Note: To capture the full content of this document, please select landscape mode (11" x 8.5") when printing.

TY 2020 Depreciation Schedule

Name: THE KEITH HARING FOUNDATION INC

EIN: 11-0249024

Depreciation Schedule

Description of Property	Date Acquired	Cost or Other Basis	Prior Years' Depreciation	Computation Method	Rate / Life (# of years)	Current Year's Depreciation Expense	Net Investment Income	Adjusted Net Income	Cost of Goods Sold Not Included
LEASEHOLD IMPROVEMENTS	2010-01-01	87,550	58,370	SL	15.00000000000000	5,837	0		

TY 2020 Investments Corporate Bonds Schedule

Name: THE KEITH HARING FOUNDATION INC

EIN: 11-0249024

Investments Corporate Bonds Schedule

Name of Bond	End of Year Book Value	End of Year Fair Market Value
TRUIST FINANCIAL CORP 3.200%; MATURES 09/03/2021	50,740	50,523
AMERICAN EXPRESS CREDIT CORP 2.700%; MATURES 03/03/2022	148,013	148,198
STARBUCKS CORP 1.300%; MATURES 05/07/2022	149,846	148,886
ANTHEM INC 3.125%; MATURES 05/15/2022	150,178	146,477
WILLIAMS COS INC/THE 3.700%; MATURES 01/15/2023	116,541	115,670
METLIFE INC 3.600%; MATURES 04/10/2024	110,491	112,752
CAPITAL ONE FINANCIAL CORP 3.200%; MATURES 02/05/2025	108,012	115,402
ENTERPRISE PRODUCTS OPERATING LLC 3.750%; MATURES 02/15/2025	112,789	116,046
TARGET CORP 2.250%; MATURES 04/15/2025	115,859	114,707
PAYPAL HOLDINGS INC 1.650%; MATURES 06/01/2025	108,356	108,663
AMERICAN INTERNATIONAL GROUP INC 3.750%; MATURES 07/10/2025	99,317	105,552
COMCAST CORP 3.375%; MATURES 08/15/2025	110,233	115,846
HOME DEPOT INC/THE 3.000%; MATURES 04/01/2026	116,896	113,227
GOLDMAN SACHS GROUP INC/THE 3.850%; MATURES 01/26/2027	109,514	116,420
PNC FINANCIAL SERVICES GROUP INC 3.150%; MATURES 05/19/2027	100,568	108,341
UNION PACIFIC CORP 3.700%; MATURES 03/01/2029	115,012	114,873
ADOBE INC 2.300%; MATURES 02/01/2030	116,008	113,663
INTEL CORP 3.900%; MATURES 03/25/2030	112,664	114,784
NVIDIA CORP 2.850%; MATURES 04/01/2030	116,906	112,402
BOA CORP FXD TO 022030 VAR THRAFR 2.496%; MATURES 02/13/2031	119,393	115,247

Investments Corporate Bonds Schedule

Name of Bond	End of Year Book Value	End of Year Fair Market Value
GENERAL ELECTRIC CO 6.750%; MATURES 03/15/2032	106,312	112,140
CVS HEALTH CORP 4.780%; MATURES 03/25/2038	97,644	107,342
AT&T INC 5.350%; MATURES 09/01/2040	99,170	112,975
JPMORGAN CHASE & CO 5.400%; MATURES 01/06/2042	102,954	114,860
PRUDENTIAL FINANCIAL INC 4.600%; MATURES 05/15/2044	92,922	101,460
WELLS FARGO & CO 3.900%; MATURES 05/01/2045	180,800	176,510
LOWE'S COS INC 4.550%; MATURES 04/05/2049	103,451	111,700
HUMANA INC 3.950%; MATURES 08/15/2049	106,680	114,715
UNITEDHEALTH GROUP INC 3.700%; MATURES 08/15/2049	109,427	113,316
CSX CORP 3.400%; MATURES 08/01/2024	147,828	144,831
CHEVRON USA INC 3.900%; MATURES 11/15/2024	94,759	97,159
ORACLE CORP 2.5250%; MATURES 04/15/2025	103,409	102,487
CIGNA CORP 3.375%; MATURES 08/15/2025	114,936	114,707
CITIGROUP INC 1.122%; MATURES 01/28/2027	115,896	116,304
US BANCORP 3.150%; MATURES 04/27/2027	114,368	114,554
MPLX LP 2.650%; MATURES 08/15/2030	114,367	115,272
WALT DISNEY CO 2.650%; MATURES 01/13/2031	112,853	114,798
APPLE INC 3.750%; MATURES 11/13/2047	109,920	109,715
VERIZON COMMUNICATIONS INC 2.875%; MATURES 11/20/2050	117,201	110,689
VERIZON COMMUNICATIONS 2.121% DUE 3/16/22	75,220	75,328

Investments Corporate Bonds Schedule

Name of Bond	End of Year Book Value	End of Year Fair Market Value
KINDER MORGAN ENER PART 03.950% SEP 01 2022	59,005	61,433
AMERICAN EXPRESS CO 03.700% AUG 03 2023	75,129	79,311
JPMORGAN CHASE & CO FLT% OCT 24 2023	75,664	75,873
WELLS FARGO & COMPANY 03.300% SEP 09 2024	96,177	102,228
ENTERPRISE PRODUCTS OPER 03.750% FEB 15 2025	101,442	108,454
BP CAP MARKETS AMERICA 03.410% FEB 11 2026	75,058	81,722
ABBVIE INC 2.950% NOV 21 2026	109,030	107,095
GOLDMAN SACHS GROUP INC FLT% OCT 28 2027	76,653	78,750
WELLS FARGO & COMPANY 04.150% JAN 24 2029	122,038	130,587
MARSH & MCLENNAN COS INC 04.375% MAR 15 2029	115,302	116,014
FISERV INC 03.500% JUL 01 2029	55,052	59,896
MORGAN STANLEY VAR%JAN 23 2030	117,046	115,366
COMCAST CORP 03.400% APR 01 2030	89,126	88,050
APPLE INC 01.650% MAY 11 2030	76,510	73,435
APPLE INC 1.200% FEB 08 2028	74,862	73,423
CIGNA CORP 2.400% MAR 15 2030	77,701	76,128
INTEL CORP 3.900% MAR 25 2030	89,210	86,088
ORACLE CORP 2.950% APR 01 2030	83,022	78,485
VISA INC 2.050% APR 15 2030	65,384	65,993
JP MORGAN CHASE & CO VAR% OCT 15 2030	37,531	36,211

Investments Corporate Bonds Schedule

Name of Bond	End of Year Book Value	End of Year Fair Market Value
COMCAST CORP 1.500% FEB 15 2031	73,106	70,769
AMAZON.COM INC 02.100% MAY 12 2031	61,661	60,693

TY 2020 Investments Corporate Stock Schedule

Name: THE KEITH HARING FOUNDATION INC
 EIN: 11-0249024

Investments Corporation Stock Schedule

Name of Stock	End of Year Book Value	End of Year Fair Market Value
364 SHS 3M COMPANY	55,134	63,853
556 SHS ABBVIE INC COM	46,826	59,976
53 SHS ACUITY BRANDS INC	6,774	9,189
887 SHS ADIDAS AG	98,468	140,252
374 SHS ADOBE INC	59,819	215,319
223 SHS ADVANCE AUTO PARTS	32,915	46,582
67 SHS ADVANCED DRAIN SYS INC	1,680	7,247
3,116 SHS ADYEN N V UNSPONSRED ADR	27,491	87,373
2,733 SHS AIA GROUP LTD SPON ADR	93,194	125,745
552 SHS AIR PROD & CHEM INC	84,559	141,373
3,972 SHS AIRBUS SE UNSPONSORED ADR	125,371	132,625
250 SHS AKAMAI TECHNOLOGIES INC	10,222	26,148
243 SHS ALASKA AIR GROUP INCORPORATED	11,332	14,240
2,873 SHS ALCON INC	189,730	231,190
86 SHS ALLEGION PUB LTD CO	12,431	11,367
54 SHS ALLSTATE CORP	7,043	6,875
202 SHS ALPHABET INC CL A	209,223	540,051
206 SHS ALPHABET INC CL C	193,570	549,054
2,252 SHS AMADEUS IT GROUP S.A ADR	117,099	135,124
329 SHS AMAZON COM INC	705,021	1,080,778
411 SHS AMC NETWORKS INC CL A	10,379	19,148
73 SHS AMEDISYS INC	4,261	10,884
270 SHS AMER INTL GP INC NEW	13,029	14,820
83 SHS AMEREN CORP HLDG CO	7,052	6,723
82 SHS AMERICAN ELEC PWR CO INC	6,959	6,657
523 SHS AMERICAN TOWER CORP	51,136	138,809
44 SHS AMERICAS CAR- MART INC	4,713	5,138
92 SHS AMN HEALTHCARE SVCS INC	8,750	10,557
28 SHS ANALOG DEVICES INC	4,773	4,689
1,049 SHS ANTERO MIDSTREAM CORP	7,910	10,931

Investments Corporation Stock Schedule

Name of Stock	End of Year Book Value	End of Year Fair Market Value
70 SHS ANTHEM INC COM	27,048	26,096
166 SHS APOLLO GLOBAL MANAGEMENT INC	10,080	10,224
2,389 SHS APPLE INC	145,785	338,044
346 SHS APTIV PLC	25,415	51,544
61 SHS ARROW ELECTRONICS	7,071	6,850
424 SHS ASML HOLDING NV NY REG NEW	66,900	315,927
384 SHS ASTRAZENECA PLC ADR	22,589	23,063
320 SHS ATHENE HOLDING LTD CLASS A	12,368	22,038
2,366 SHS ATLAS COPCO AS A ADR A NEW	133,548	142,989
523 SHS ATLISSIAN CORP PLC CL A	103,972	204,713
354 SHS AUTODESK INC DELAWARE	28,149	100,950
927 SHS AUTOMATIC DATA PROCESSING INC	109,339	185,326
90 SHS BADGER METER INC	5,186	9,103
823 SHS BALL CORPORATION	78,559	74,045
220 SHS BECTON DICKINSON & CO	44,221	54,080
1,737 SHS BANK OF AMERICA CORP	56,054	73,736
1,001 SHS BERKSHIRE HATHAWAY CL-B NEW	189,122	273,213
23 SHS BEYOND MEAT INC	2,953	2,421
417 SHS BIOGEN INC COM	119,781	118,007
356 SHS BIOMARIN PHARMAC SE	31,049	27,515
4,792 SHS BNP PARIBAS SP ADR REPSTG	164,423	153,632
86 SHS BOISE CASCADE LLC	5,049	4,642
193 SHS BOX INC. CL A	5,036	4,568
766 SHS BP PLC ADS	20,985	20,935
85 SHS BRIGHT HORIZONS FAMILY SOLUT	12,188	11,851
210 SHS BRIGHTHOUSE FINL INC	6,521	9,498
346 SHS BRITISH AMER TOB SPON ADR	13,878	12,207
291 SHS BROADCOM INC	59,733	141,115
212 SHS BRUKER CORPORATION	9,613	16,557
61 SHS BUNGE LTD	5,235	4,961

Investments Corporation Stock Schedule

Name of Stock	End of Year Book Value	End of Year Fair Market Value
4,043 SHS BURBERRY GROUP PLC SPONS ADR	93,743	98,326
359 SHS CADENCE BANCORPORATION CL A	4,165	7,884
55 SHS CAPITAL ONE FINANCIAL CORP	8,933	8,908
144 SHS CARDIOVASCULAR SYSTEMS INC	5,540	4,728
90 SHS CATALENT INC	12,119	11,976
50 SHS CATERPILLAR INC	10,465	9,599
22 SHS CAV CO INDUSTRIES INC	3,131	5,208
2,076 SHS CDN PACIFIC RY LTD NEW	148,179	135,085
2,562 SHS CELLNEX TELECOM SA UNS ADR	77,222	79,576
187 SHS CENTERPOINT ENERGY INC	4,665	4,600
397 SHS CENTURY ALUMINUM CO	4,742	5,340
282 SHS CERENCE INC	23,550	27,103
258 SHS CHARLES SCHWAB	18,395	18,793
319 SHS CHEFS' WAREHOUSE INC COM	5,934	10,390
483 SHS CHEMOURS CO COM	9,754	14,036
72 SHS CIGNA CORP	16,301	14,412
1,881 SHS CISCO SYS INC	101,835	102,383
559 SHS CITIGROUP INC NEW	39,555	39,231
454 SHS CITRIX SYSTEMS INC	32,599	48,746
296 SHS CLEAN ENERGY FUELS CORP	2,638	2,412
241 SHS CLEARWAY ENERGY INC CL C	3,994	7,295
354 SHS CME GROUP INC	53,377	68,457
257 SHS COCA COLA CO	14,079	13,485
1,085 SHS COEUR D'ALENE MINES COR IDAHO	10,932	6,694
319 SHS COGNIZANT TECH SOLUTIONS CL A	22,660	23,673
88 SHS COLUMBIA SPORTSWEAR CO	7,697	8,434
7,181 SHS COMCAST CORP CLASS A	204,757	401,633
824 SHS COMMSCOPE HOLDING COMPANY INC	8,885	11,198
5,601 SHS COMPASS GROUP PLC SPD ADR	121,536	117,061
344 SHS CONOCOPHILLIPS	20,828	23,313

Investments Corporation Stock Schedule

Name of Stock	End of Year Book Value	End of Year Fair Market Value
59 SHS CONSTELLATION BRANDS INC CL A	13,821	12,431
358 SHS CORCEPT THERAPEUTICS INC	7,571	7,045
86 SHS CORESITE REALTY CORP	9,372	11,914
212 SHS CORTEVA INC	9,339	8,921
617 SHS CREE RESEARCH INC	36,429	49,810
2,793 SHS CRH PLC ADR	127,961	130,545
407 SHS CUSHMAN & WAKEFIELD PLC	6,267	7,574
774 SHS CVS HEALTH CORP COM	48,348	65,682
162 SHS CYRUSONE INC	11,889	12,540
65 SHS DARLING INGREDIENTS INC	1,813	4,674
69 SHS DEVON ENERGY CORP	1,518	2,450
74 SHS DEXCOM INC	26,929	40,468
1,613 SHS DISCOVERY INC SER A	43,017	40,938
256 SHS DOCUSIGN INC	60,779	65,902
758 SHS DOLBY CLA A COM STK	35,145	66,704
62 SHS DOLLAR GEN CORP NEW COM	13,596	13,153
59 SHS DOMO INC COM CL B	4,932	4,982
153 SHS DOUGLAS EMMETT INC	5,784	4,836
94 SHS DUPONT DE NEMOURS INC	7,529	6,391
407 SHS DYNAVAX TECHNOLOGIES CORP	4,950	7,818
627 SHS EASTMAN KODAK COMPANY	5,736	4,270
296 SHS EATON CORP PLC SHS	45,870	44,196
1,012 SHS ECOLAB INC	118,675	211,123
128 SHS EDISON INTERNATIONAL	7,465	7,100
2,990 SHS EDP ENERGIAS DE PORTGUAL SA	142,821	157,289
798 SHS ELASTIC N V	53,250	118,894
1,861 SHS EMERSON ELECTRIC CO	114,537	175,306
250 SHS ENCOMPASS HEALTH CORP	20,864	18,760
154 SHS ENCORE CAP GRP INC	7,176	7,588
116 SHS ENTEGRIS INC	14,492	14,604

Investments Corporation Stock Schedule

Name of Stock	End of Year Book Value	End of Year Fair Market Value
74 SHS EQUINIX INC	30,220	58,470
585 SHS EQUINOR ASA	12,803	14,918
242 SHS EQUITABLE HLDGS INC	6,992	7,173
109 SHS ESSENT GROUP LTD COM	5,079	4,797
122 SHS EVERCORE INC CLASS A	10,434	16,308
448 SHS EVOQUA WATER TECHNOLOGIES CORP	14,833	16,827
101 SHS EXELON CORP	4,680	4,882
627 SHS FACEBOOK INC CL-A	65,931	212,798
6,338 SHS FANUC CORPORATION UNSP ADR	120,438	139,753
251 SHS FIDELITY NATIONAL FINANCIAL IN	11,612	11,380
1,327 SHS FIDELITY NATL INFORMATION SE	180,450	161,469
1,907 SHS FIREEYE INC	24,252	33,945
142 SHS FLOOR & DECOR HLDGS INC CL-A	7,689	17,152
395 SHS FOX CORP CL A	14,805	15,843
86 SHS GALLAGHER ARTHUR J & CO	12,333	12,784
138 SHS GENERAL ELECTRIC CO	14,777	14,218
357 SHS GENERAL MTRS CO	21,817	18,817
1,157 SHS GIVAUDAN SA ADR	50,415	105,750
141 SHS GMS INC COM	5,697	6,176
1,167 SHS GOPRO INC CL A	13,226	10,923
354 SHS GREEN PLAINS RENEWABLE ENERGY	12,568	11,558
655 SHS GUARDANT HEALTH INC	57,619	81,882
96 SHS HANNON ARMSTRONG SUS INFRA CAP	3,965	5,134
122 SHS HAWAIIAN HLDGS INC	3,224	2,643
647 SHS HERON THERAPEUTICS INC	9,330	6,916
207 SHS HOME DEPOT INC	26,255	67,950
1,085 SHS HONEYWELL INTL INC	138,063	230,324
1,135 SHS HOYA CORP SPONS ADR	77,274	177,991
67 SHS HUBSPOT, INC.	45,087	45,298
35 SHS HUMANA INC	15,069	13,620

Investments Corporation Stock Schedule

Name of Stock	End of Year Book Value	End of Year Fair Market Value
23 SHS HUNTINGTON INGALLS INDUSTRIES	5,003	4,440
726 SHS ICON PLC	58,714	190,227
736 SHS IHS MARKIT LTD	40,216	85,832
2,767 SHS IMMUNOGEN INC	10,331	15,689
6,841 SHS INDUSTRIA DE DISENO TEXTIL IND	109,656	125,738
550 SHS INFINERA CORP	5,500	4,576
100 SHS INSIGHT ENTERPRISES INC	9,996	9,008
41 SHS INTERCONTINENTAL EXCHANGE INC	4,681	4,708
3,116 SHS INTESA SANPAOLO S.P.A. ADR	53,063	53,346
1,194 SHS IONIS PHARMACEUTICALS INC	54,068	40,047
135 SHS IROBOT	11,057	10,598
162 SHS JABIL CIRCUIT INC	8,807	9,456
1,392 SHS JOHNSON & JOHNSON	149,701	224,808
1,127 SHS JOHNSON CTLS INTL PLC	39,842	76,726
20 SHS JONES LANG LASALLE INC	3,440	4,962
1,767 SHS JPMORGAN CHASE & CO	174,406	289,240
3,660 SHS JUST EAT TAKEAWAY N V ADR	72,875	53,180
2,125 SHS KBC GROUP NV UNSPONS ADR	57,879	95,838
108 SHS KEMPER CORP DEL COM	7,960	7,213
2,839 SHS KINDER MORGAN INCORP	38,412	47,496
221 SHS KONINKLIJKE PHIL EL SP ADR NEW	11,882	9,821
142 SHS KORN FERRY	7,138	10,275
1,270 SHS KOSMOS ENERGY LTD	4,230	3,759
2,033 SHS L OREAL CO ADR	99,890	168,495
45 SHS LANDSTAR SYSTEM INC	6,220	7,102
43 SHS LEAR CORP	7,761	6,729
6,626 SHS LEGRAND SA	86,558	129,438
99 SHS LEIDOS HLDGS INC	10,252	9,517
55 SHS LIBERTY BROADBAND CORP S-A	5,247	9,259
119 SHS LIBERTY BROADBAND CORP S-C	8,108	20,551

Investments Corporation Stock Schedule

Name of Stock	End of Year Book Value	End of Year Fair Market Value
255 SHS LIBERTY MEDIA C SER A SIRIUSXM	8,468	12,028
460 SHS LIBERTY MEDIA C SER C SIRIUSXM	15,510	21,836
58 SHS LIBERTY MEDIA CORP SER A	1,557	2,729
51 SHS LIBERTY MEDIA CORP SER C	1,267	2,622
678 SHS LINDE PLC	112,478	198,912
2,315 SHS LIONS GATE ENTMTNT CORP CL B	30,815	30,095
94 SHS LIVE OAK BANCSHARES INC	4,029	5,981
7,246 SHS LONDON STK EXCHANGE GROUP ADR	84,982	184,266
138 SHS LOVESAC CO	7,224	9,120
38 SHS LOWES COMPANIES INC	7,075	7,709
462 SHS LYFT INC CL A	26,029	24,759
61 SHS MANHATTAN ASSOC INC	9,932	9,335
42 SHS MANPOWERGROUP INC COM	5,110	4,548
206 SHS MARATHON PETROLEUM CORP	12,978	12,733
123 SHS MARVELL TECHNOLOGY GROUP LTD	5,189	7,418
257 SHS MATCH GROUP INC	39,088	40,346
25 SHS MCKESSON CORP	4,796	4,985
1,186 SHS MEDTRONIC PLC SHS	129,495	148,665
2,126 SHS MERCK & CO INC NEW COM	119,537	159,684
219 SHS MERIT MED SYST	13,515	15,724
49 SHS MERITAGE HOME CORPORATION	4,400	4,753
310 SHS METLIFE INCORPORATED	19,491	19,136
3,059 SHS MICROSOFT CORP	250,284	862,393
27 SHS MODIVCARE INC	4,582	4,904
2,346 SHS MONDELEZ INTL INC COM	102,104	136,490
2,509 SHS MONOTARO CO LTD ADR	27,395	56,829
499 SHS MONSTER BEVERAGE CORP NEW COM	32,686	44,326
311 SHS MORGAN STANLEY	27,924	30,263
468 SHS MURPHY OIL CORP	9,785	11,686
274 SHS NCR CORPORATION	10,828	10,620

Investments Corporation Stock Schedule

Name of Stock	End of Year Book Value	End of Year Fair Market Value
2,258 SHS NESTLE SPON ADR REP REG SHR	194,081	271,434
88 SHS NETFLIX INC	47,883	53,710
784 SHS NEWELL BRANDS INC	20,217	17,358
3,021 SHS NEXTERA ENERGY INC	79,841	237,209
194 SHS NICE LTD ADR	53,730	55,104
2,992 SHS NIDEC CORP	48,266	83,208
1,327 SHS NINTENDO CO LTD ADR NEW	51,088	78,625
193 SHS NISOURCE INC	4,999	4,676
2,115 SHS NOVO NORDISK A/S ADR	108,379	203,061
2,854 SHS NOW INC	28,714	21,833
364 SHS NUANCE COMMUNICATIONS INC	4,187	20,035
192 SHS NUTANIX INC CL A	3,084	7,238
612 SHS NVIDIA CORPORATION	22,138	126,782
219 SHS NXP SEMICONDUCTORS NV	27,215	42,896
1,116 SHS OCADO GROUP PLC SPONSORED ADR	79,175	49,841
552 SHS OGE ENERGY CORPORATION	18,700	18,194
42 SHS ONEMAIN HOLDINGS, INC.	1,733	2,324
545 SHS ORACLE CORP	24,541	47,486
642 SHS OVINTIV INC	6,276	21,109
150 SHS PACIRA BIOSCIENCES	5,755	8,400
178 SHS PALO ALTO NETWORKS INC	25,793	85,262
610 SHS PAYPAL HLDGS INC COM	38,789	158,728
179 SHS PDC ENERGY INC COM	7,174	8,483
74 SHS PENNYMAC FINL SVCS INC	4,658	4,524
383 SHS PENTAIR PLC	12,593	27,817
1,434 SHS PEPSICO INC NC	148,843	215,688
40 SHS PERKIN ELMER INC	7,448	6,932
236 SHS PERRIGO CO LTD	10,633	11,170
3,510 SHS PFIZER INC	107,544	150,965
184 SHS PINNACLE WEST CAPITAL CORP	14,599	13,314

Investments Corporation Stock Schedule

Name of Stock	End of Year Book Value	End of Year Fair Market Value
636 SHS PIONEER NATURAL RESOURCES CO	86,067	105,900
36 SHS POLARIS INC	4,815	4,308
1,471 SHS PPG INDUSTRIES INC	152,808	210,368
164 SHS PREMIER INC CL A	5,700	6,357
1,362 SHS PROCTER & GAMBLE	111,128	190,408
164 SHS PROGRESS SOFTWARE	7,420	8,067
190 SHS PUBLIC SERVICE ENTERPRISE GP	11,833	11,571
139 SHS QIAGEN NV	7,484	7,184
547 SHS QUALCOMM INC	40,474	70,552
1,314 SHS QURATE RETAIL INC SER A	5,849	13,390
208 SHS R1 RCM INC	4,640	4,578
130 SHS RAYMOND JAMES FINCL INC	11,336	11,996
277 SHS RAYTHEON TECHNOLOGIES CORP	24,517	23,811
482 SHS REALOGY HOLDINGS CORP	3,893	8,454
13,131 SHS RECRUIT HOLDINGS CO. LTD. ADR	127,117	160,855
82 SHS REINSURANCE GROUP OF AMERICA	10,985	9,123
3,594 SHS RENTOKIL GROUP PLC SP ADR	54,925	144,048
637 SHS RITE AID CORP	11,880	9,045
3,630 SHS ROCHE HOLDINGS ADR	120,342	165,056
246 SHS ROGERS COMM INC CL B	12,516	11,473
136 SHS ROSS STORES INC	16,085	14,804
445 SHS SALESFORCE. COM, INC.	80,912	120,693
2,658 SHS SANDVIK AB SPONS ADR	70,316	60,921
479 SHS SANGAMO THERAPEUTICS INC	5,658	4,316
432 SHS SANOFI ADR	23,259	20,827
136 SHS SCHNITZER STEEL A	3,320	5,958
340 SHS SEA LIMITED ADR	86,732	108,368
1,210 SHS SEAGATE TECHNOLOGY HLDNGS PLC	42,530	99,849
81 SHS SEALED AIR CP NEW	4,808	4,438
205 SHS SELECT MEDICAL HLDGS CP	7,422	7,415

Investments Corporation Stock Schedule

Name of Stock	End of Year Book Value	End of Year Fair Market Value
1,567 SHS SHISEIDO LTD SPON ADR	38,576	105,788
160 SHS SINCLAIR BROADCAST GP CL A	5,255	5,069
39 SHS SKYLINE CORP	2,489	2,342
936 SHS SLM CORPORATION	14,127	16,474
377 SHS SM ENERGY COMPANY	9,817	9,945
60 SHS SPECTRUM BRANDS HLDGS INC	5,097	5,740
311 SHS SPLUNK INC	23,510	45,005
493 SHS SPROUTS FARMERS MARKET INC	13,227	11,423
29 SHS SPS COMMERCE INC COM	4,739	4,678
189 SHS SS&C TECHNOLOGIES HLDGS INC	13,916	13,117
36 SHS STANLEY BLACK & DECKER INC	7,140	6,311
306 SHS STEEL DYNAMICS INC	12,626	17,895
1,506 SHS STONECO LTD CL A	56,797	52,288
148 SHS SUNRUN INC	7,227	6,512
673 SHS T- MOBILE US INC COM	77,563	85,982
1,211 SHS TAIWAN SMCNDCTR MFG CO LTD ADR	49,029	135,208
601 SHS TARGET CORPORATION	35,987	137,491
1,888 SHS TE CONNECTIVITY LTD NEW	202,058	259,071
5,047 SHS TEAMVIEWER AG ADR	94,623	73,383
712 SHS TELEPERFORMANCE SA UNSP ADR	62,077	140,171
589 SHS TEMENOS AG SPONSORED ADR	59,281	79,957
182 SHS TERADATA CORP	9,999	10,438
165 SHS THE AARONS COMPANY INC	5,774	4,544
144 SHS THE MOSAIC CO HLDG CO	4,113	5,144
169 SHS THERMO FISHER SCIENTIFIC	15,556	96,555
1,117 SHS THOMSON REUTERS CORP	79,530	123,406
3,859 SHS TJX COS INC NEW	152,942	254,617
359 SHS TOKYO ELECTRON LTD UNSPON ADR	16,966	39,705
810 SHS TOLL BROTHERS	49,399	44,785
202 SHS TRACTOR SUPPLY CO	33,917	40,927

Investments Corporation Stock Schedule

Name of Stock	End of Year Book Value	End of Year Fair Market Value
139 SHS TRAVEL PLUS LEISURE CO	7,142	7,580
1,703 SHS TRAVELERS COMPANIES INC COM	198,979	258,873
446 SHS TRONOX HOLDINGS PLC	4,149	10,994
1,738 SHS TWITTER INC	46,694	104,958
2,074 SHS US BANCORP COM NEW	94,111	123,279
1,265 SHS UBER TECHNOLOGIES INC	47,952	56,672
313 SHS UIPATH INC CL A	21,703	16,467
140 SHS ULTA BEAUTY INC	29,852	50,529
53 SHS ULTRAGENYX PHARMACEUTICAL INC	5,926	4,780
473 SHS UNDER ARMOUR INC CL A	10,866	9,545
469 SHS UNILEVER PLC ADS	28,496	25,429
43 SHS UNION PACIFIC CORP	9,506	8,428
429 SHS UNITED NAT FOODS INC	10,411	20,772
1,683 SHS UNITED PARCEL SER INC CL-B	166,008	306,474
1,027 SHS UNITEDHEALTH GP INC	182,678	401,290
566 SHS UNITI GROUP INC	6,093	7,001
556 SHS US FOODS HOLDING CORP	16,220	19,271
307 SHS VERIZON COMMUNICATIONS	17,439	16,581
753 SHS VERTEX PHARMACEUTICALS	143,314	136,587
280 SHS VIRTU FINANCIAL INC	8,274	6,840
1,715 SHS VISA INC CL A	179,282	382,016
217 SHS VOYA FINL INC	11,108	13,322
129 SHS W W GRAINGER INC	24,903	50,705
48 SHS WALKER & DUNLOP INC	2,949	5,448
1,560 SHS WALT DISNEY CO HLDG CO	166,143	263,905
1,791 SHS WASTE MGMT INC	111,071	267,504
1,005 SHS WELLS FARGO & CO NEW	45,210	46,642
124 SHS WESCO INTL INC	10,683	14,300
1,117 SHS WESTERN DIGITAL CORPORATION	47,539	63,043
392 SHS WILLIAMS CO INC	10,655	10,168

Investments Corporation Stock Schedule

Name of Stock	End of Year Book Value	End of Year Fair Market Value
187 SHS WORKDAY INC CL A	43,924	46,729
355 SHS WORLD WRESTLING ENTMNT	14,313	19,972
1,964 SHS WORLDLINE SA ADR	89,338	75,319
503 SHS YEXT INC	7,094	6,051
77 SHS ZENDESK INC	6,044	8,962
100 SHS ZIMMER BIOMET HLDGS INC COM	15,832	14,636
328 SHS AEGON FUNDING CO LLC	8,378	8,679
308 SHS AFFILLATED MANGERS GROUP	8,010	7,999
146 SHS ALGONQUIN PWR & UTIL	4,069	4,019
104 SHS AMERICAN FNCL GRP	2,821	2,922
311 SHS AMERICAN INTL GROUP	8,344	8,453
152 SHS AT&T INC	3,902	4,086
466 SHS ATHENE HOLDING LTD	12,351	13,050
162 SHS AXIS CAPITAL HLDGS LTD	4,170	4,116
241 SHS BANK OF HAWAII CORP	6,166	6,153
175 SHS BERKLEY (WR) CORPORATION	4,504	4,665
233 SHS BRIGHTHOUSE FINANCIAL IN	6,085	6,193
165 SHS BROOKFIELD BRP HOLDINGS	4,044	4,254
157 SHS CAPITAL ONE FINCL CO	4,141	4,118
164 SHS CARLYLE FINANCE LLC	4,066	4,202
423 SHS CHARLES SCHWAB CORP	10,701	11,083
426 SHS CHS INC CLASS	12,031	12,443
172 SHS CITIGROUP INC	4,870	4,816
264 SHS CMS ENERGY CORP	7,119	7,131
103 SHS DIGITALBRIDGE GROUP INC	2,661	2,694
218 SHS DUKE ENERGY CORP	6,051	6,039
67 SHS ENBRIDGE INC	1,461	1,777
239 SHS FIRST HORIZON CORP	6,263	6,240
319 SHS FIRST REPUBLIC BANK	8,041	8,135
192 SHS HUNTINGTON BANCSHARES	4,841	4,906

Investments Corporation Stock Schedule

Name of Stock	End of Year Book Value	End of Year Fair Market Value
1,687 SHS JP MORGAN CHASE & CO	45,222	45,545
103 SHS KEYCORP	2,666	2,729
207 SHS MONMOUTH REIT	5,148	5,221
797 SHS MORGAN STANLEY	22,345	22,879
135 SHS NATIONAL RETAIL PROP INC	3,406	3,383
200 SHS NATIONAL STORAGE AFFILIA	5,396	5,242
101 SHS NEXTERA ENERGY CAP	2,739	2,820
127 SHS NISOURCE INC	3,464	3,485
170 SHS NY COMMUNITY BANCORP INC	4,596	4,869
186 SHS PS BUSINESS PARKS INC	4,630	4,691
525 SHS REGIONS FINANCIAL CORP	13,639	14,352
149 SHS REINSURANCE GRP OF AMER	3,892	4,218
275 SHS SEMPRA ENERGY	7,197	7,562
469 SHS SIGNATURE BANK NEW YORK	11,981	12,241
194 SHS SITE CENTERS CORP	4,850	5,025
376 SHS SOUTHERN CO	9,586	9,754
151 SHS SPIRE INC	4,090	4,119
86 SHS SPIRIT REALITY CAPITAL	2,256	2,239
211 SHS STERLING BANCORP/DE	5,403	5,480
70 SHS STIFEL FINANCIAL CORP	1,769	1,772
157 SHS SUNSTONE HOTEL INVESTORS	4,045	4,060
535 SHS SYNCHRONY FINANCIAL	13,305	14,263
166 SHS SYNOVUS FINCL CORP	4,386	4,527
275 SHS THE ALLSTATE CORP	7,190	7,530
602 SHS THE SOUTHERN CO	15,092	15,923
156 SHS TRUIST FINANCIAL CORP	4,114	4,142
269 SHS UNITED STATES CELLULAR	6,726	7,112
230 SHS US CELLULAR CORP	6,037	6,233
142 SHS WASHINGTON FED INC	3,749	3,718
1,641 SHS WELLS FARGO & CO	41,924	43,658

Investments Corporation Stock Schedule

Name of Stock	End of Year Book Value	End of Year Fair Market Value
127 SHS WESCO INTL INC	4,077	3,985
160 SHS WESTERN ALLIANCE BANCORP	4,134	4,155
2,157 SHS ABBVIE INC SHS	184,458	232,676
304 SHS ACADIA REALTY TRUST	8,621	6,205
146 SHS ADAPTIVE BIOTCHNLGS CORP	9,209	4,963
302 SHS ADOBE INC	69,789	173,867
423 SHS ADVANCE AUTO PARTS INC	66,034	88,360
514 SHS AKAMAI TECHNOLOGIES INC	30,885	53,759
1,083 SHS ALCON SA ACT NOM	62,812	87,149
505 SHS ALIBABA GROUP HOLDING LT	104,918	74,765
406 SHS ALLEGRO MICROSYSTEMS INC	9,640	12,976
31 SHS ALPHABET INC SHS CL C	45,820	82,625
170 SHS AMAZON COM INC COM	287,229	558,457
250 SHS AMETEK INC NEW	16,802	31,003
350 SHS AMGEN INC COM	80,734	74,428
1,866 SHS AMN ELEC POWER CO	155,151	151,482
926 SHS ANHEUSER-BUSCH INBEV ADR	73,913	52,208
2,155 SHS APPLE INC	148,510	304,933
587 SHS APTIV PLC SHS	54,114	87,445
1,330 SHS ARAMARK SHS	44,933	43,704
104 SHS ASML HLDG NV NY REG SHS	38,941	77,491
3,608 SHS AT&T INC	127,751	97,452
369 SHS ATLISSIAN CORP PLC	79,211	144,434
90 SHS AUTODESK INC DEL	12,380	25,665
154 SHS AVISTA CORP	6,416	6,024
340 SHS BALL CORP COM	24,540	30,590
3,843 SHS BCE INC	175,312	192,381
597 SHS BIOMARIN PHARMACEUTICALS	51,200	46,142
298 SHS BJS RESTAURANTS INC	11,410	12,444
244 SHS BJS WHSL CLUB HLDGS INC	6,432	13,400

Investments Corporation Stock Schedule

Name of Stock	End of Year Book Value	End of Year Fair Market Value
172 SHS BLACKBAUD INC	15,634	12,100
91 SHS BRIGHT HORIZONS FAMILY	10,673	12,687
5,883 SHS BRITISH AMN TOBACO SPADR	217,343	207,552
91 SHS BROOKS AUTOMATION INC	8,370	9,314
47 SHS BURLINGTON STORES INC	9,071	13,328
81 SHS CAMDEN PPTY TR COM SBI	7,541	11,945
1,891 SHS CANADIAN IMPERIAL BANK	159,588	210,468
380 SHS CDW CORP	43,681	69,168
2,514 SHS CHEVRON CORP	253,801	255,045
98 SHS CHURCH& DWIGHT CO INC	4,587	8,092
1,117 SHS CISCO SYSTEMS INC COM	46,142	60,798
1,591 SHS COCA COLA COM	80,221	83,480
164 SHS COOPER COS INC COM NEW	53,578	67,783
93 SHS CORESITE REALTY CORP	10,508	12,884
247 SHS CREE INC	14,571	19,940
667 SHS CROWN CASTLE REIT INC	105,188	115,604
110 SHS DANAHER CORP DEL COM	15,694	33,488
55 SHS DECKERS OUTDOORS CORP	4,171	19,811
628 SHS DENTSPLY SIRONA INC	33,305	36,455
154 SHS DEXCOM INC	55,901	84,216
293 SHS DIAGEO PLC SPSP ADR NEW	46,787	56,549
435 SHS DIGITAL RLTY TR INC	58,085	62,836
499 SHS DISNEY (WALT) CO COM STK	59,485	84,416
1,966 SHS DOMINION ENERGY INC	148,994	143,557
1,612 SHS DUKE ENERGY CORP NEW	130,826	157,315
342 SHS EAST WEST BANCORP INC	17,667	26,519
85 SHS EASTGROUP PROPERTIES INC	10,035	14,164
640 SHS EATON CORP PLC	99,110	95,558
349 SHS ECOLAB INC	48,238	72,808
4,998 SHS ENBRIDGE INC COM	184,354	198,920

Investments Corporation Stock Schedule

Name of Stock	End of Year Book Value	End of Year Fair Market Value
147 SHS EQUINIX INC	69,641	116,149
131 SHS ESSENTIAL UTILITIES INC	4,768	6,036
4,106 SHS EXXON MOBIL CORP COM	270,377	241,515
1,271 SHS FACEBOOK INC	222,669	431,365
643 SHS FIDELITY NATL INFO SVCS	86,343	78,240
113 SHS FIRST SOLAR INC	5,330	10,787
896 SHS FISERV INC WISC PV 1CT	85,964	97,216
180 SHS GARTNER INC	34,058	54,698
1,568 SHS GENERAL MILLS	96,733	93,798
2,997 SHS GILEAD SCIENCES INC COM	195,584	209,340
528 SHS GLOBAL PMTS INC GEORGIA	87,283	83,202
787 SHS GODADDY INC SHS CL A	65,801	54,854
518 SHS HANESBRANDS INC	8,851	8,889
113 SHS HANNON ARMSTRNG	6,580	6,043
102 SHS HANOVER INS GROUP INC	10,981	13,221
195 SHS HEXCEL CORP NEW COM	11,967	11,581
425 SHS HOME DEPOT INC	72,600	139,511
269 SHS HORACE MANN EDUCTRS NEW	11,216	10,704
300 SHS HOST HOTELS & RESORTS	5,147	4,899
105 SHS HUNT JB TRANS SVCS INC	11,002	17,558
9,275 SHS HUNTINGTN BANCSHS INC MD	119,799	143,391
1,211 SHS IHS MARKIT LTD SHS	66,907	141,227
182 SHS INGEVITY CORP	12,936	12,989
560 SHS INTL BUSINESS MACHINES	69,507	77,801
88 SHS IPG PHOTONICS CORP DEL	15,834	13,939
85 SHS JONES LANG LASALLE INC	12,790	21,088
594 SHS KIMBERLY CLARK	83,940	78,669
194 SHS LAMB WESTON HOLDINGS INC	12,626	11,906
106 SHS LHC GROUP INC	10,804	16,632
156 SHS LINCOLN ELEC HLDGS INC	15,447	20,091

Investments Corporation Stock Schedule

Name of Stock	End of Year Book Value	End of Year Fair Market Value
267 SHS LKQ CORP	8,978	13,435
144 SHS LPL FINANCIAL HOLDINGS	12,995	22,573
166 SHS LTC PROPERTIES INC	7,690	5,261
94 SHS MANPOWERGROUP	9,812	10,178
63 SHS MARKEL CORP COM	67,387	75,293
131 SHS MARTIN MARIETTA MATLS	28,923	44,760
3,448 SHS MERCK AND CO INC SHS	257,853	258,979
150 SHS MERITAGE HOMES CORP	12,748	14,550
1,295 SHS MICROSOFT CORP	144,622	365,086
83 SHS MIDDLEBY CORP COM	10,133	14,152
265 SHS MINERALS TECHNOLOGIES	18,738	18,508
1,075 SHS MONSTER BEVERAGE SHS	71,204	95,492
64 SHS MSA SAFETY INC SHS	7,617	9,325
346 SHS NY TIMES CO A	10,297	17,047
95 SHS NANOSTRING TECHNOLOGIES	3,872	4,561
2,472 SHS NATIONAL GRID PLC SHS	177,403	147,405
240 SHS NESTLE S A REP RG SH ADR	24,986	28,850
188 SHS NETFLIX COM INC	102,523	114,744
494 SHS NUTANIX INC	10,226	18,624
1,087 SHS NVIDIA	71,913	225,183
465 SHS NXP SEMICONDUCTORS N. V.	57,636	91,080
84 SHS O'REILLY AUTOMOTIVE INC	32,789	51,329
238 SHS OMNICELL INC	15,034	35,326
176 SHS ORMAT TECH INC	11,057	11,723
336 SHS PALO ALTO NETWORKS INC	58,158	160,944
42 SHS PAYLOCITY HLDG CORP	10,818	11,777
29 SHS PENUMBRA INC	4,989	7,729
900 SHS PEPSICO INC	111,372	135,369
3,246 SHS PFIZER INC	120,343	139,610
2,693 SHS PHILIP MORRIS INTL INC	235,597	255,269

Investments Corporation Stock Schedule

Name of Stock	End of Year Book Value	End of Year Fair Market Value
2,796 SHS PPL CORPORATION	94,430	77,952
883 SHS PUB SVC ENTERPRISE GRP	44,122	53,775
1,072 SHS QUALCOMM INC	70,661	138,267
227 SHS QUANTA SERVICES INC	8,531	25,837
1,308 SHS RAYTHEON TECHNOLOGIES	86,409	112,436
1,320 SHS REALTY INCM CRP MD	91,527	85,615
4,166 SHS REGIONS FINL CORP	59,141	88,777
97 SHS REINSURNCE GROUP AMERICA	12,735	10,792
63 SHS ROGERS CORP	8,531	11,748
478 SHS ROSS STORES INC COM	48,669	52,030
872 SHS SALESFORCE COM INC	166,599	236,504
270 SHS SEA LTD	60,905	86,057
189 SHS SHERWIN WILLIAMS	34,684	52,869
123 SHS SMITH A O CORP DEL COM	7,538	7,512
210 SHS SONOCO PRODUCTS CO	11,597	12,512
2,874 SHS SOUTHERN COMPANY	147,014	178,102
658 SHS SPLUNK INC	84,145	95,219
265 SHS STERIS PLC REG SHS	40,851	54,134
506 SHS STERLING BANCORP	8,996	12,630
156 SHS STIFEL FINANCIAL CORP	5,566	10,602
284 SHS STITCH FIX INC CL A	12,382	11,346
291 SHS SYNEOS HEALTH INC	15,732	25,457
2,076 SHS TC ENERGY CORP	99,005	99,835
183 SHS TELEFLEX INC	63,651	68,909
146 SHS TETRA TECH INC NEW	7,448	21,804
408 SHS THERMO FISHER SCIENTIFIC	104,568	233,103
1,395 SHS TJX COS INC NEW	77,145	92,042
523 SHS TRACTOR SUPPLY CO	75,683	105,965
409 SHS TRANSUNION	39,213	45,935
78 SHS TREX CO INC	5,834	7,951

Investments Corporation Stock Schedule

Name of Stock	End of Year Book Value	End of Year Fair Market Value
160 SHS TRIMBLE INC	6,725	13,160
1,897 SHS TRUIST FINL CORP	104,606	111,259
2,452 SHS UBER TECHNOLOGIES INC	93,787	109,850
648 SHS UIPATH INC CL A	44,965	34,091
278 SHS ULTA BEAUTY INC	60,184	100,336
886 SHS UMPQUA HLDGS CORP ORE	18,277	17,942
3,486 SHS UNILEVER PLC NEW ADR	193,318	189,011
779 SHS UNITED PARCEL SVC CL B	80,563	141,856
493 SHS UNITEDHEALTH GROUP INC	70,464	192,635
3,252 SHS US BANCORP	178,212	193,299
158 SHS VERISK ANALYTICS INC	23,834	31,643
3,550 SHS VERIZON COMMUNICATNS COM	182,112	191,736
1,325 SHS VISA INC CL A SHRS	171,989	295,144
10,173 SHS VODAFONE GROUP PLC SHS	201,832	157,173
252 SHS W W GRAINGER INCORP	59,681	99,051
280 SHS WABTEC	20,640	24,139
307 SHS WEBSTER FINL CP	16,547	16,719
19 SHS WEST PHARMACTL SVCS INC	2,989	8,066
108 SHS WHITE MTNS INS GRP LTD	108,386	115,518
4,127 SHS WILLIAMS COMPANIES DEL	109,738	107,054
316 SHS WORKDAY INC CL A	74,086	78,965
104 SHS WW INTERNATIONAL, INC	5,150	1,898
121 SHS XYLEM INC SHS	8,833	14,965
145 SHS ZENDESK INC SHS	5,291	16,877
817 SHS ZOETIS INC	60,447	158,612
434 SHS 3M COMPANY	69,307	76,132
28,554 SHS COHEN & STEERS PREF	309,772	327,229
22,223 SHS ISHARES MSCI INTL QUALIT	673,912	841,807
93,368 SHS LORD ABBETT FLOATING	801,901	787,092
90,873 SHS BLACKROCK STRATEGIC	910,160	936,901

Investments Corporation Stock Schedule

Name of Stock	End of Year Book Value	End of Year Fair Market Value
16,119.17 SHS CALVERT EMERGING MARKETS EQ I	369,202	341,888
10,309.94 SHS COHEN AND STEERS TAX	257,901	257,955
12,942.04 SHS PIMCO DYNAMIC INCOME	259,011	271,526

TY 2020 Investments Government Obligations Schedule**Name:** THE KEITH HARING FOUNDATION INC**EIN:** 11-0249024**US Government Securities - End
of Year Book Value:**

10,074,404

**US Government Securities - End
of Year Fair Market Value:**

10,019,606

**State & Local Government
Securities - End of Year Book
Value:**

0

**State & Local Government
Securities - End of Year Fair
Market Value:**

0

TY 2020 Investments - Other Schedule**Name:** THE KEITH HARING FOUNDATION INC**EIN:** 11-0249024**Investments Other Schedule 2**

Category/ Item	Listed at Cost or FMV	Book Value	End of Year Fair Market Value
ALKEON GROWTH OFFSHORE FUND LTD.	AT COST	750,000	837,710
BLACKSTONE ALTERNATIVES SOLUTION V FUND (OFFSHORE) LP	AT COST	357,500	475,487
BLACKSTONE GSO SECURED LENDING FUND	AT COST	250,000	257,172
BLACKSTONE REAL ESTATE INCOME TRUST INC	AT COST	301,469	374,765
NB CO-INVESTMENT PARTNERS ACCESS FUND IV (OFFSHORE), LP	AT COST	140,000	138,808
STARWOOD REAL ESTATE INCOME TRUST, INC.	AT COST	250,000	250,000

**TY 2020 Land, Etc.
Schedule****Name:** THE KEITH HARING FOUNDATION INC**EIN:** 11-0249024

Category / Item	Cost / Other Basis	Accumulated Depreciation	Book Value	End of Year Fair Market Value
LEASEHOLD IMPROVEMENTS	87,550	64,207	23,343	

TY 2020 Legal Fees Schedule**Name:** THE KEITH HARING FOUNDATION INC**EIN:** 11-0249024

Category	Amount	Net Investment Income	Adjusted Net Income	Disbursements for Charitable Purposes
LEGAL FEES	1,041,548	312,464		729,084

TY 2020 Other Assets Schedule**Name:** THE KEITH HARING FOUNDATION INC**EIN:** 11-0249024**Other Assets Schedule**

Description	Beginning of Year - Book Value	End of Year - Book Value	End of Year - Fair Market Value
ARTWORK HELD FOR CHARITABLE USE	4,422,385	4,260,085	75,329,847
ACCRUED INTEREST	3,370	3,239	3,239

TY 2020 Other Expenses Schedule**Name:** THE KEITH HARING FOUNDATION INC**EIN:** 11-0249024**Other Expenses Schedule**

Description	Revenue and Expenses per Books	Net Investment Income	Adjusted Net Income	Disbursements for Charitable Purposes
ADR FEES	3,034	3,034		0
ARCHIVAL EXPENSES	4,105	0		4,105
BANK CHARGES	2,616	1,308		1,308
COMMUNICATIONS	18,391	0		18,391
INSURANCE	112,322	0		112,322
INVESTMENT EXPENSES	4,788	4,788		0
NYS FILING FEES	1,500	0		1,500
OFFICE EXPENSES	44,533	22,267		22,266
PAYROLL PROCESSING FEES	3,792	1,401		2,391
SECURITY/ALARM	6,957	0		6,957

Other Expenses Schedule

Description	Revenue and Expenses per Books	Net Investment Income	Adjusted Net Income	Disbursements for Charitable Purposes
SHIPPING	1,383	0		1,383
STORAGE/CONSERVATION	8,689	0		8,689
TRASH REMOVAL	321	0		321
UTILITIES	5,397	3,867		1,530
TECH SUPPORT	30,698	21,489		9,209

TY 2020 Other Income Schedule

Name: THE KEITH HARING FOUNDATION INC

EIN: 11-0249024

Other Income Schedule

Description	Revenue And Expenses Per Books	Net Investment Income	Adjusted Net Income
ROYALTY INCOME	4,888,732	4,888,732	4,888,732
SETTLEMENT INCOME	13	13	13

TY 2020 Other Increases Schedule**Name:** THE KEITH HARING FOUNDATION INC**EIN:** 11-0249024**Other Increases Schedule**

Description	Amount
ADJUSTMENT TO SECURITIES COST BASIS	830

TY 2020 Other Professional Fees Schedule**Name:** THE KEITH HARING FOUNDATION INC**EIN:** 11-0249024

Category	Amount	Net Investment Income	Adjusted Net Income	Disbursements for Charitable Purposes
INVESTMENT ADVISORY FEES	456,494	456,494		0
CONSULTING FEES	61,400	0		61,400

TY 2020 Taxes Schedule**Name:** THE KEITH HARING FOUNDATION INC**EIN:** 11-0249024**Taxes Schedule**

Category	Amount	Net Investment Income	Adjusted Net Income	Disbursements for Charitable Purposes
FEDERAL EXCISE TAXES	155,000	0		0
FOREIGN TAXES PAID	21,277	21,277		0
NYS LLC FEES	50	0		50
PAYROLL TAXES	59,996	22,165		37,831