





For calendar year 2020, or tax year beginning 07-01-2020, and ending 06-30-2021

| | | | |
|---|--|---|---|
| Name of foundation BROWN DANA CHARITABLE TRUST | | A Employer identification number 43-6531876 | |
| Number and street (or P.O. box number if mail is not delivered to street address) PO BOX 0634 | | Room/suite | B Telephone number (see instructions) (314) 418-2643 |
| City or town, state or province, country, and ZIP or foreign postal code MILWAUKEE, WI 532010634 | | C If exemption application is pending, check here <input type="checkbox"/> | |
| G Check all that apply: <input type="checkbox"/> Initial return <input type="checkbox"/> Final return <input type="checkbox"/> Address change <input type="checkbox"/> Initial return of a former public charity <input type="checkbox"/> Amended return <input type="checkbox"/> Name change | | D 1. Foreign organizations, check here..... <input type="checkbox"/> 2. Foreign organizations meeting the 85% test, check here and attach computation ... <input type="checkbox"/> | |
| H Check type of organization: <input checked="" type="checkbox"/> Section 501(c)(3) exempt private foundation <input type="checkbox"/> Section 4947(a)(1) nonexempt charitable trust <input type="checkbox"/> Other taxable private foundation | | E If private foundation status was terminated under section 507(b)(1)(A), check here <input type="checkbox"/> | |
| I Fair market value of all assets at end of year (from Part II, col. (c), line 16) ▶ \$ 87,131,879 | | F If the foundation is in a 60-month termination under section 507(b)(1)(B), check here <input type="checkbox"/> | |
| J Accounting method: <input type="checkbox"/> Cash <input type="checkbox"/> Accrual <input type="checkbox"/> Other (specify) _____ (Part I, column (d) must be on cash basis.) | | | |

| Part I Analysis of Revenue and Expenses (The total of amounts in columns (b), (c), and (d) may not necessarily equal the amounts in column (a) (see instructions).) | | (a) Revenue and expenses per books | (b) Net investment income | (c) Adjusted net income | (d) Disbursements for charitable purposes (cash basis only) |
|---|---|--|---------------------------|-------------------------|---|
| Revenue | 1 Contributions, gifts, grants, etc., received (attach schedule) | | | | |
| | 2 Check <input checked="" type="checkbox"/> if the foundation is not required to attach Sch. B | | | | |
| | 3 Interest on savings and temporary cash investments | | | | |
| | 4 Dividends and interest from securities . . . | 1,513,278 | 1,502,422 | | |
| | 5a Gross rents | | | | |
| | b Net rental income or (loss) | | | | |
| | 6a Net gain or (loss) from sale of assets not on line 10 | 4,017,958 | | | |
| | b Gross sales price for all assets on line 6a 11,006,089 | | | | |
| | 7 Capital gain net income (from Part IV, line 2) . . . | | 4,017,958 | | |
| | 8 Net short-term capital gain | | | 0 | |
| | 9 Income modifications | | | | |
| | 10a Gross sales less returns and allowances | | | | |
| Operating and Administrative Expenses | b Less: Cost of goods sold | | | | |
| | c Gross profit or (loss) (attach schedule) | | | | |
| | 11 Other income (attach schedule) |  6,403 | 6,156 | | |
| | 12 Total. Add lines 1 through 11 | 5,537,639 | 5,526,536 | | |
| | 13 Compensation of officers, directors, trustees, etc. | 647,287 | 582,559 | | 64,729 |
| | 14 Other employee salaries and wages | | 0 | 0 | 0 |
| | 15 Pension plans, employee benefits | | 0 | 0 | |
| | 16a Legal fees (attach schedule) | | | | 0 |
| | b Accounting fees (attach schedule) |  36,160 | 0 | 0 | 36,160 |
| | c Other professional fees (attach schedule) | | | | 0 |
| | 17 Interest | | | | 0 |
| | 18 Taxes (attach schedule) (see instructions) |  74,628 | 18,896 | | 0 |
| | 19 Depreciation (attach schedule) and depletion | 0 | 0 | | |
| | 20 Occupancy | | | | |
| | 21 Travel, conferences, and meetings | | 0 | 0 | |
| | 22 Printing and publications | | 0 | 0 | |
| | 23 Other expenses (attach schedule) |  13,315 | 2,133 | | |
| | 24 Total operating and administrative expenses. Add lines 13 through 23 | 771,390 | 603,588 | 0 | 100,889 |
| | 25 Contributions, gifts, grants paid | 3,140,850 | | | 3,140,850 |
| | 26 Total expenses and disbursements. Add lines 24 and 25 | 3,912,240 | 603,588 | 0 | 3,241,739 |
| | 27 Subtract line 26 from line 12: | | | | |
| | a Excess of revenue over expenses and disbursements | 1,625,399 | | | |
| | b Net investment income (if negative, enter -0-) | | 4,922,948 | | |
| c Adjusted net income (if negative, enter -0-) | | | | 0 | |

| Part II Balance Sheets | | Attached schedules and amounts in the description column should be for end-of-year amounts only. (See instructions.) | | |
|--|---|--|----------------|-----------------------|
| | | Beginning of year | End of year | |
| | | (a) Book Value | (b) Book Value | (c) Fair Market Value |
| Assets | 1 Cash—non-interest-bearing | | | |
| | 2 Savings and temporary cash investments | 103,575 | 868,269 | 868,269 |
| | 3 Accounts receivable ▶ _____ Less: allowance for doubtful accounts ▶ _____ | | 0 | 0 |
| | 4 Pledges receivable ▶ _____ Less: allowance for doubtful accounts ▶ _____ | | | |
| | 5 Grants receivable | | | |
| | 6 Receivables due from officers, directors, trustees, and other disqualified persons (attach schedule) (see instructions) | | | |
| | 7 Other notes and loans receivable (attach schedule) ▶ _____ Less: allowance for doubtful accounts ▶ _____ 0 | | | |
| | 8 Inventories for sale or use | | | |
| | 9 Prepaid expenses and deferred charges | | | |
| | 10a Investments—U.S. and state government obligations (attach schedule) | | | |
| | b Investments—corporate stock (attach schedule) | 27,034,361 | 25,714,910 | 68,455,116 |
| | c Investments—corporate bonds (attach schedule) | 9,462,030 | 8,002,647 | 8,365,169 |
| | 11 Investments—land, buildings, and equipment: basis ▶ _____ Less: accumulated depreciation (attach schedule) ▶ _____ | | | |
| | 12 Investments—mortgage loans | | | |
| | 13 Investments—other (attach schedule) | 4,578,127 | 8,209,535 | 9,443,325 |
| | 14 Land, buildings, and equipment: basis ▶ _____ Less: accumulated depreciation (attach schedule) ▶ _____ | | | |
| 15 Other assets (describe ▶ _____) | | | | |
| 16 Total assets (to be completed by all filers—see the instructions. Also, see page 1, item I) | 41,178,093 | 42,795,361 | 87,131,879 | |
| Liabilities | 17 Accounts payable and accrued expenses | | | |
| | 18 Grants payable | | | |
| | 19 Deferred revenue | | | |
| | 20 Loans from officers, directors, trustees, and other disqualified persons | | | |
| | 21 Mortgages and other notes payable (attach schedule) | | | |
| | 22 Other liabilities (describe ▶ _____) | | | |
| | 23 Total liabilities (add lines 17 through 22) | | 0 | |
| | Net Assets or Fund Balances | Foundations that follow FASB ASC 958, check here ▶ <input type="checkbox"/> and complete lines 24, 25, 29 and 30. | | |
| 24 Net assets without donor restrictions | | | | |
| 25 Net assets with donor restrictions | | | | |
| Foundations that do not follow FASB ASC 958, check here ▶ <input checked="" type="checkbox"/> and complete lines 26 through 30. | | | | |
| 26 Capital stock, trust principal, or current funds | | 41,178,093 | 42,795,361 | |
| 27 Paid-in or capital surplus, or land, bldg., and equipment fund | | | | |
| 28 Retained earnings, accumulated income, endowment, or other funds | | | | |
| 29 Total net assets or fund balances (see instructions) | | 41,178,093 | 42,795,361 | |
| 30 Total liabilities and net assets/fund balances (see instructions) . | 41,178,093 | 42,795,361 | | |

Part III Analysis of Changes in Net Assets or Fund Balances

| | | |
|--|----------|------------|
| 1 Total net assets or fund balances at beginning of year—Part II, column (a), line 29 (must agree with end-of-year figure reported on prior year's return) | 1 | 41,178,093 |
| 2 Enter amount from Part I, line 27a | 2 | 1,625,399 |
| 3 Other increases not included in line 2 (itemize) ▶ _____ | 3 | 0 |
| 4 Add lines 1, 2, and 3 | 4 | 42,803,492 |
| 5 Decreases not included in line 2 (itemize) ▶ _____ | 5 | 8,131 |
| 6 Total net assets or fund balances at end of year (line 4 minus line 5)—Part II, column (b), line 29 . | 6 | 42,795,361 |

Part IV Capital Gains and Losses for Tax on Investment Income

| (a) List and describe the kind(s) of property sold (e.g., real estate, 2-story brick warehouse; or common stock, 200 shs. MLC Co.) | | (b) How acquired P—Purchase D—Donation | (c) Date acquired (mo., day, yr.) | (d) Date sold (mo., day, yr.) |
|--|--|---|---|-------------------------------------|
| 1a See Additional Data Table | | | | |
| b | | | | |
| c | | | | |
| d | | | | |
| e | | | | |

| (e) Gross sales price | (f) Depreciation allowed (or allowable) | (g) Cost or other basis plus expense of sale | (h) Gain or (loss) (e) plus (f) minus (g) |
|------------------------------------|---|--|---|
| a See Additional Data Table | | | |
| b | | | |
| c | | | |
| d | | | |
| e | | | |

| Complete only for assets showing gain in column (h) and owned by the foundation on 12/31/69 | | | (l) Gains (Col. (h) gain minus col. (k), but not less than -0-) or Losses (from col.(h)) |
|---|---|--|---|
| (i) F.M.V. as of 12/31/69 | (j) Adjusted basis as of 12/31/69 | (k) Excess of col. (i) over col. (j), if any | |
| a See Additional Data Table | | | |
| b | | | |
| c | | | |
| d | | | |
| e | | | |

| | | | |
|---|--|----------|-----------|
| 2 Capital gain net income or (net capital loss) $\left\{ \begin{array}{l} \text{If gain, also enter in Part I, line 7} \\ \text{If (loss), enter -0- in Part I, line 7} \end{array} \right\}$ | | 2 | 4,017,958 |
| 3 Net short-term capital gain or (loss) as defined in sections 1222(5) and (6): If gain, also enter in Part I, line 8, column (c) (see instructions). If (loss), enter -0- in Part I, line 8 | | 3 | |

Part V Qualification Under Section 4940(e) for Reduced Tax on Net Investment Income**SECTION 4940(e) REPEALED ON DECEMBER 20, 2019 - DO NOT COMPLETE**

| | | | |
|-----------------------------|-----------------|-----------------|-----------------|
| 1 Reserved | | | |
| (a) Reserved | (b) Reserved | (c) Reserved | (d) Reserved |
| | | | |
| | | | |
| | | | |
| | | | |
| | | | |
| 2 Reserved | | 2 | |
| 3 Reserved. | | 3 | |
| 4 Reserved | | 4 | |
| 5 Reserved | | 5 | |
| 6 Reserved | | 6 | |
| 7 Reserved | | 7 | |
| 8 Reserved , | | 8 | |

Part VI Excise Tax Based on Investment Income (Section 4940(a), 4940(b), 4940(e), or 4948—see instructions)

| | | | |
|-----------|---|-----------|--------|
| 1a | Exempt operating foundations described in section 4940(d)(2), check here <input type="checkbox"/> and enter "N/A" on line 1. Date of ruling or determination letter: _____ (attach copy of letter if necessary—see instructions) | | |
| b | Reserved. | 1 | 68,429 |
| c | All other domestic foundations enter 1.39% of line 27b. Exempt foreign organizations enter 4% of Part I, line 12, col. (b) | | |
| 2 | Tax under section 511 (domestic section 4947(a)(1) trusts and taxable foundations only. Others enter -0-) | 2 | 0 |
| 3 | Add lines 1 and 2. | 3 | 68,429 |
| 4 | Subtitle A (income) tax (domestic section 4947(a)(1) trusts and taxable foundations only. Others enter -0-) | 4 | 0 |
| 5 | Tax based on investment income. Subtract line 4 from line 3. If zero or less, enter -0-. | 5 | 68,429 |
| 6 | Credits/Payments: | | |
| a | 2020 estimated tax payments and 2019 overpayment credited to 2020 | 6a | 63,260 |
| b | Exempt foreign organizations—tax withheld at source | 6b | 0 |
| c | Tax paid with application for extension of time to file (Form 8868) | 6c | 5,636 |
| d | Backup withholding erroneously withheld | 6d | |
| 7 | Total credits and payments. Add lines 6a through 6d. | 7 | 68,896 |
| 8 | Enter any penalty for underpayment of estimated tax. Check here <input type="checkbox"/> if Form 2220 is attached. | 8 | 0 |
| 9 | Tax due. If the total of lines 5 and 8 is more than line 7, enter amount owed . | 9 | |
| 10 | Overpayment. If line 7 is more than the total of lines 5 and 8, enter the amount overpaid . | 10 | 467 |
| 11 | Enter the amount of line 10 to be: Credited to 2021 estimated tax 467 Refunded | 11 | 0 |

Part VII-A Statements Regarding Activities

| | | | | |
|-----------|---|-----------|------------|-----------|
| 1a | During the tax year, did the foundation attempt to influence any national, state, or local legislation or did it participate or intervene in any political campaign? | | Yes | No |
| b | Did it spend more than \$100 during the year (either directly or indirectly) for political purposes? (see Instructions for definition). <i>If the answer is "Yes" to 1a or 1b, attach a detailed description of the activities and copies of any materials published or distributed by the foundation in connection with the activities.</i> | 1b | | No |
| c | Did the foundation file Form 1120-POL for this year? | 1c | | No |
| d | Enter the amount (if any) of tax on political expenditures (section 4955) imposed during the year: (1) On the foundation. (2) On foundation managers. | | | |
| e | Enter the reimbursement (if any) paid by the foundation during the year for political expenditure tax imposed on foundation managers. | | | |
| 2 | Has the foundation engaged in any activities that have not previously been reported to the IRS? <i>If "Yes," attach a detailed description of the activities.</i> | 2 | | No |
| 3 | Has the foundation made any changes, not previously reported to the IRS, in its governing instrument, articles of incorporation, or bylaws, or other similar instruments? <i>If "Yes," attach a conformed copy of the changes</i> | 3 | | No |
| 4a | Did the foundation have unrelated business gross income of \$1,000 or more during the year? | 4a | | No |
| b | If "Yes," has it filed a tax return on Form 990-T for this year? | 4b | | |
| 5 | Was there a liquidation, termination, dissolution, or substantial contraction during the year? <i>If "Yes," attach the statement required by General Instruction T.</i> | 5 | | No |
| 6 | Are the requirements of section 508(e) (relating to sections 4941 through 4945) satisfied either: • By language in the governing instrument, or • By state legislation that effectively amends the governing instrument so that no mandatory directions that conflict with the state law remain in the governing instrument? | 6 | Yes | |
| 7 | Did the foundation have at least \$5,000 in assets at any time during the year? <i>If "Yes," complete Part II, col. (c), and Part XV.</i> | 7 | Yes | |
| 8a | Enter the states to which the foundation reports or with which it is registered (see instructions) ► MO | | | |
| b | If the answer is "Yes" to line 7, has the foundation furnished a copy of Form 990-PF to the Attorney General (or designate) of each state as required by General Instruction G? <i>If "No," attach explanation.</i> | 8b | Yes | |
| 9 | Is the foundation claiming status as a private operating foundation within the meaning of section 4942(j)(3) or 4942(j)(5) for calendar year 2020 or the taxable year beginning in 2020? See the instructions for Part XIV. <i>If "Yes," complete Part XIV</i> | 9 | | No |
| 10 | Did any persons become substantial contributors during the tax year? <i>If "Yes," attach a schedule listing their names and addresses.</i> | 10 | | No |

Part VII-A Statements Regarding Activities (continued)

| | | | | |
|-----------|---|-----------|------------|-----------|
| 11 | At any time during the year, did the foundation, directly or indirectly, own a controlled entity within the meaning of section 512(b)(13)? If "Yes," attach schedule. See instructions. | 11 | | No |
| 12 | Did the foundation make a distribution to a donor advised fund over which the foundation or a disqualified person had advisory privileges? If "Yes," attach statement. See instructions | 12 | | No |
| 13 | Did the foundation comply with the public inspection requirements for its annual returns and exemption application? Website address ► <u>DANABROWNCHARITABLETRUST.ORG</u> | 13 | Yes | |
| 14 | The books are in care of ► <u>US BANK NA</u> Telephone no. ► <u>(314) 418-2643</u> | | | |

Located at ► PO BOX 387 ST LOUIS MOZIP+4 ► 63166

| | | | | |
|-----------|---|--------------------------|------------|-----------|
| 15 | Section 4947(a)(1) nonexempt charitable trusts filing Form 990-PF in lieu of Form 1041 —check here | <input type="checkbox"/> | | |
| | and enter the amount of tax-exempt interest received or accrued during the year | ► 15 | | |
| 16 | At any time during calendar year 2020, did the foundation have an interest in or a signature or other authority over a bank, securities, or other financial account in a foreign country? | 16 | Yes | No |
| | See the instructions for exceptions and filing requirements for FinCEN Form 114. If "Yes", enter the name of the foreign country ► | | | |

Part VII-B Statements Regarding Activities for Which Form 4720 May Be Required**File Form 4720 if any item is checked in the "Yes" column, unless an exception applies.**

| | | | | |
|-----------|--|-----------|------------|-----------|
| 1a | During the year did the foundation (either directly or indirectly): | | Yes | No |
| | (1) Engage in the sale or exchange, or leasing of property with a disqualified person? <input type="checkbox"/> Yes <input checked="" type="checkbox"/> No | | | |
| | (2) Borrow money from, lend money to, or otherwise extend credit to (or accept it from) a disqualified person? <input type="checkbox"/> Yes <input checked="" type="checkbox"/> No | | | |
| | (3) Furnish goods, services, or facilities to (or accept them from) a disqualified person? <input type="checkbox"/> Yes <input checked="" type="checkbox"/> No | | | |
| | (4) Pay compensation to, or pay or reimburse the expenses of, a disqualified person? <input checked="" type="checkbox"/> Yes <input type="checkbox"/> No | | | |
| | (5) Transfer any income or assets to a disqualified person (or make any of either available for the benefit or use of a disqualified person)? <input type="checkbox"/> Yes <input checked="" type="checkbox"/> No | | | |
| | (6) Agree to pay money or property to a government official? (Exception. Check "No" if the foundation agreed to make a grant to or to employ the official for a period after termination of government service, if terminating within 90 days.) <input type="checkbox"/> Yes <input checked="" type="checkbox"/> No | | | |
| b | If any answer is "Yes" to 1a(1)–(6), did any of the acts fail to qualify under the exceptions described in Regulations section 53.4941(d)-3 or in a current notice regarding disaster assistance? See instructions | 1b | | No |
| | Organizations relying on a current notice regarding disaster assistance check here. ► <input type="checkbox"/> | | | |
| c | Did the foundation engage in a prior year in any of the acts described in 1a, other than excepted acts, that were not corrected before the first day of the tax year beginning in 2020? | 1c | | No |
| 2 | Taxes on failure to distribute income (section 4942) (does not apply for years the foundation was a private operating foundation defined in section 4942(j)(3) or 4942(j)(5)): | | | |
| a | At the end of tax year 2020, did the foundation have any undistributed income (lines 6d and 6e, Part XIII) for tax year(s) beginning before 2020? <input type="checkbox"/> Yes <input checked="" type="checkbox"/> No | | | |
| | If "Yes," list the years ► 20____, 20____, 20____, 20____ | | | |
| b | Are there any years listed in 2a for which the foundation is not applying the provisions of section 4942(a)(2) (relating to incorrect valuation of assets) to the year's undistributed income? (If applying section 4942(a)(2) to all years listed, answer "No" and attach statement—see instructions.) | 2b | | |
| c | If the provisions of section 4942(a)(2) are being applied to any of the years listed in 2a, list the years here. ► 20____, 20____, 20____, 20____ | | | |
| 3a | Did the foundation hold more than a 2% direct or indirect interest in any business enterprise at any time during the year? <input type="checkbox"/> Yes <input checked="" type="checkbox"/> No | | | |
| b | If "Yes," did it have excess business holdings in 2020 as a result of (1) any purchase by the foundation or disqualified persons after May 26, 1969; (2) the lapse of the 5-year period (or longer period approved by the Commissioner under section 4943(c)(7)) to dispose of holdings acquired by gift or bequest; or (3) the lapse of the 10-, 15-, or 20-year first phase holding period?(Use Schedule C, Form 4720, to determine if the foundation had excess business holdings in 2020.) | 3b | | |
| 4a | Did the foundation invest during the year any amount in a manner that would jeopardize its charitable purposes? | 4a | | No |
| b | Did the foundation make any investment in a prior year (but after December 31, 1969) that could jeopardize its charitable purpose that had not been removed from jeopardy before the first day of the tax year beginning in 2020? | 4b | | No |

Part VII-B Statements Regarding Activities for Which Form 4720 May Be Required (continued)

| | | | Yes | No |
|-----------|--|---|-----------|-----------|
| 5a | During the year did the foundation pay or incur any amount to: | | | |
| (1) | Carry on propaganda, or otherwise attempt to influence legislation (section 4945(e))? | <input type="checkbox"/> Yes <input checked="" type="checkbox"/> No | | |
| (2) | Influence the outcome of any specific public election (see section 4955); or to carry on, directly or indirectly, any voter registration drive? | <input type="checkbox"/> Yes <input checked="" type="checkbox"/> No | | |
| (3) | Provide a grant to an individual for travel, study, or other similar purposes? | <input checked="" type="checkbox"/> Yes <input type="checkbox"/> No | | |
| (4) | Provide a grant to an organization other than a charitable, etc., organization described in section 4945(d)(4)(A)? See instructions. | <input type="checkbox"/> Yes <input checked="" type="checkbox"/> No | | |
| (5) | Provide for any purpose other than religious, charitable, scientific, literary, or educational purposes, or for the prevention of cruelty to children or animals? | <input type="checkbox"/> Yes <input checked="" type="checkbox"/> No | | |
| b | If any answer is "Yes" to 5a(1)–(5), did any of the transactions fail to qualify under the exceptions described in Regulations section 53.4945 or in a current notice regarding disaster assistance? See instructions | | 5b | No |
| c | If the answer is "Yes" to question 5a(4), does the foundation claim exemption from the tax because it maintained expenditure responsibility for the grant? If "Yes," attach the statement required by Regulations section 53.4945–5(d). | <input type="checkbox"/> Yes <input type="checkbox"/> No | | |
| 6a | Did the foundation, during the year, receive any funds, directly or indirectly, to pay premiums on a personal benefit contract? | <input type="checkbox"/> Yes <input checked="" type="checkbox"/> No | | |
| b | Did the foundation, during the year, pay premiums, directly or indirectly, on a personal benefit contract? If "Yes" to 6b, file Form 8870. | | 6b | No |
| 7a | At any time during the tax year, was the foundation a party to a prohibited tax shelter transaction? | <input type="checkbox"/> Yes <input checked="" type="checkbox"/> No | | |
| b | If "Yes", did the foundation receive any proceeds or have any net income attributable to the transaction? | | 7b | |
| 8 | Is the foundation subject to the section 4960 tax on payment(s) of more than \$1,000,000 in remuneration or excess parachute payment during the year? | <input type="checkbox"/> Yes <input checked="" type="checkbox"/> No | | |

Part VIII Information About Officers, Directors, Trustees, Foundation Managers, Highly Paid Employees, and Contractors

| 1 List all officers, directors, trustees, foundation managers and their compensation. See instructions | | | | |
|---|---|---|---|---------------------------------------|
| (a) Name and address | (b) Title, and average hours per week devoted to position | (c) Compensation (If not paid, enter -0-) | (d) Contributions to employee benefit plans and deferred compensation | (e) Expense account, other allowances |
| U S BANK PO BOX 387 ST LOUIS, MO 63166 | CO-TRUSTEE 1 | 647,287 | | |
| LELA G RICE PO BOX 3688 BALLWIN, MS 63022 | CO-TRUSTEE 1 | 0 | | |
| DANIEL D WATT 4466 WEST PINE BLVD - APT 21C ST LOUIS, MS 63108 | CO-TRUSTEE 1 | 0 | | |
| 2 Compensation of five highest-paid employees (other than those included on line 1—see instructions). If none, enter "NONE." | | | | |
| (a) Name and address of each employee paid more than \$50,000 | (b) Title, and average hours per week devoted to position | (c) Compensation | (d) Contributions to employee benefit plans and deferred compensation | (e) Expense account, other allowances |
| NONE | | | | |
| | | | | |
| | | | | |
| | | | | |
| | | | | |
| | | | | |
| | | | | |
| | | | | |
| Total number of other employees paid over \$50,000. | | | | 0 |

Part VIII Information About Officers, Directors, Trustees, Foundation Managers, Highly Paid Employees, and Contractors (continued)
3 Five highest-paid independent contractors for professional services (see instructions). If none, enter "NONE".

| (a) Name and address of each person paid more than \$50,000 | (b) Type of service | (c) Compensation |
|---|---------------------|------------------|
| NONE | | |
| | | |
| | | |
| | | |
| | | |
| | | |
| | | |
| | | |
| | | |
| Total number of others receiving over \$50,000 for professional services. | | 0 |

Part IX-A Summary of Direct Charitable Activities

List the foundation's four largest direct charitable activities during the tax year. Include relevant statistical information such as the number of organizations and other beneficiaries served, conferences convened, research papers produced, etc.

| 1 | Expenses |
|---|----------|
| | |
| | |
| | |
| | |
| | |
| | |
| | |
| | |
| | |
| | |

Part IX-B Summary of Program-Related Investments (see instructions)

| Describe the two largest program-related investments made by the foundation during the tax year on lines 1 and 2. | Amount |
|---|--------|
| 1 | |
| | |
| | |
| 2 | |
| | |
| | |
| All other program-related investments. See instructions. | |
| 3 | |
| | |
| Total. Add lines 1 through 3 | |

Part X Minimum Investment Return (All domestic foundations must complete this part. Foreign foundations, see instructions.)

| | | | |
|----------|--|-----------|------------|
| 1 | Fair market value of assets not used (or held for use) directly in carrying out charitable, etc., purposes: | | |
| a | Average monthly fair market value of securities. | 1a | 79,366,805 |
| b | Average of monthly cash balances. | 1b | 482,400 |
| c | Fair market value of all other assets (see instructions). | 1c | 0 |
| d | Total (add lines 1a, b, and c). | 1d | 79,849,205 |
| e | Reduction claimed for blockage or other factors reported on lines 1a and 1c (attach detailed explanation). | 1e | 0 |
| 2 | Acquisition indebtedness applicable to line 1 assets. | 2 | 0 |
| 3 | Subtract line 2 from line 1d. | 3 | 79,849,205 |
| 4 | Cash deemed held for charitable activities. Enter 1 1/2% of line 3 (for greater amount, see instructions). | 4 | 1,197,738 |
| 5 | Net value of noncharitable-use assets. Subtract line 4 from line 3. Enter here and on Part V, line 4 | 5 | 78,651,467 |
| 6 | Minimum investment return. Enter 5% of line 5. | 6 | 3,932,573 |

Part XI Distributable Amount (see instructions) (Section 4942(j)(3) and (j)(5) private operating foundations and certain foreign organizations check here ☐ and do not complete this part.)

| | | | |
|-----------|--|-----------|-----------|
| 1 | Minimum investment return from Part X, line 6. | 1 | 3,932,573 |
| 2a | Tax on investment income for 2020 from Part VI, line 5. | 2a | 68,429 |
| b | Income tax for 2020. (This does not include the tax from Part VI.). | 2b | |
| c | Add lines 2a and 2b. | 2c | 68,429 |
| 3 | Distributable amount before adjustments. Subtract line 2c from line 1. | 3 | 3,864,144 |
| 4 | Recoveries of amounts treated as qualifying distributions. | 4 | 0 |
| 5 | Add lines 3 and 4. | 5 | 3,864,144 |
| 6 | Deduction from distributable amount (see instructions). | 6 | 0 |
| 7 | Distributable amount as adjusted. Subtract line 6 from line 5. Enter here and on Part XIII, line 1. | 7 | 3,864,144 |

Part XII Qualifying Distributions (see instructions)

| | | | |
|----------|--|-----------|-----------|
| 1 | Amounts paid (including administrative expenses) to accomplish charitable, etc., purposes: | | |
| a | Expenses, contributions, gifts, etc.—total from Part I, column (d), line 26. | 1a | 3,241,739 |
| b | Program-related investments—total from Part IX-B. | 1b | 0 |
| 2 | Amounts paid to acquire assets used (or held for use) directly in carrying out charitable, etc., purposes. | 2 | 0 |
| 3 | Amounts set aside for specific charitable projects that satisfy the: | | |
| a | Suitability test (prior IRS approval required). | 3a | 0 |
| b | Cash distribution test (attach the required schedule). | 3b | 0 |
| 4 | Qualifying distributions. Add lines 1a through 3b. Enter here and on Part V, line 8, and Part XIII, line 4 | 4 | 3,241,739 |
| 5 | Foundations that qualify under section 4940(e) for the reduced rate of tax on net investment income. Enter 1% of Part I, line 27b. See instructions. | 5 | 0 |
| 6 | Adjusted qualifying distributions. Subtract line 5 from line 4. | 6 | 3,241,739 |

Note: The amount on line 6 will be used in Part V, column (b), in subsequent years when calculating whether the foundation qualifies for the section 4940(e) reduction of tax in those years.

Part XIII Undistributed Income (see instructions)

| | (a) Corpus | (b) Years prior to 2019 | (c) 2019 | (d) 2020 |
|--|---------------|----------------------------|-------------|-------------|
| 1 Distributable amount for 2020 from Part XI, line 7 | | | | 3,864,144 |
| 2 Undistributed income, if any, as of the end of 2020: | | | | |
| a Enter amount for 2019 only. | | | 0 | |
| b Total for prior years: 20____, 20____, 20____ | | 0 | | |
| 3 Excess distributions carryover, if any, to 2020: | | | | |
| a From 2015. | 96,306 | | | |
| b From 2016. | 159,662 | | | |
| c From 2017. | 688,579 | | | |
| d From 2018. | 0 | | | |
| e From 2019. | 440,790 | | | |
| f Total of lines 3a through e. | 1,385,337 | | | |
| 4 Qualifying distributions for 2020 from Part XII, line 4: ► \$ 3,241,739 | | | | |
| a Applied to 2019, but not more than line 2a | | | 0 | |
| b Applied to undistributed income of prior years (Election required—see instructions). | | 0 | | |
| c Treated as distributions out of corpus (Election required—see instructions). | 0 | | | |
| d Applied to 2020 distributable amount. | | | | 3,241,739 |
| e Remaining amount distributed out of corpus | 0 | | | |
| 5 Excess distributions carryover applied to 2020. (If an amount appears in column (d), the same amount must be shown in column (a).) | 622,405 | | | 622,405 |
| 6 Enter the net total of each column as indicated below: | | | | |
| a Corpus. Add lines 3f, 4c, and 4e. Subtract line 5 | 762,932 | | | |
| b Prior years' undistributed income. Subtract line 4b from line 2b. | | 0 | | |
| c Enter the amount of prior years' undistributed income for which a notice of deficiency has been issued, or on which the section 4942(a) tax has been previously assessed. | | 0 | | |
| d Subtract line 6c from line 6b. Taxable amount—see instructions. | | 0 | | |
| e Undistributed income for 2019. Subtract line 4a from line 2a. Taxable amount—see instructions. | | | 0 | |
| f Undistributed income for 2021. Subtract lines 4d and 5 from line 1. This amount must be distributed in 2020. | | | | 0 |
| 7 Amounts treated as distributions out of corpus to satisfy requirements imposed by section 170(b)(1)(F) or 4942(g)(3) (Election may be required - see instructions). | 0 | | | |
| 8 Excess distributions carryover from 2015 not applied on line 5 or line 7 (see instructions). | 0 | | | |
| 9 Excess distributions carryover to 2021. Subtract lines 7 and 8 from line 6a. | 762,932 | | | |
| 10 Analysis of line 9: | | | | |
| a Excess from 2016. | 0 | | | |
| b Excess from 2017. | 322,142 | | | |
| c Excess from 2018. | 0 | | | |
| d Excess from 2019. | 440,790 | | | |
| e Excess from 2020. | | | | |

Part XIV Private Operating Foundations (see instructions and Part VII-A, question 9)

1a If the foundation has received a ruling or determination letter that it is a private operating foundation, and the ruling is effective for 2020, enter the date of the ruling. ▶

b Check box to indicate whether the organization is a private operating foundation described in section ☐ 4942(j)(3) or ☐ 4942(j)(5)

2a Enter the lesser of the adjusted net income from Part I or the minimum investment return from Part X for each year listed

| | Tax year | Prior 3 years | | | (e) Total |
|--|----------|---------------|----------|----------|-----------|
| | (a) 2020 | (b) 2019 | (c) 2018 | (d) 2017 | |
| b 85% of line 2a | | | | | |
| c Qualifying distributions from Part XII, line 4 for each year listed | | | | | |
| d Amounts included in line 2c not used directly for active conduct of exempt activities | | | | | |
| e Qualifying distributions made directly for active conduct of exempt activities. Subtract line 2d from line 2c | | | | | |
| 3 Complete 3a, b, or c for the alternative test relied upon: | | | | | |
| a "Assets" alternative test—enter: | | | | | |
| (1) Value of all assets | | | | | |
| (2) Value of assets qualifying under section 4942(j)(3)(B)(i) | | | | | |
| b "Endowment" alternative test— enter 2/3 of minimum investment return shown in Part X, line 6 for each year listed. | | | | | |
| c "Support" alternative test—enter: | | | | | |
| (1) Total support other than gross investment income (interest, dividends, rents, payments on securities loans (section 512(a)(5)), or royalties) | | | | | |
| (2) Support from general public and 5 or more exempt organizations as provided in section 4942(j)(3)(B)(iii). | | | | | |
| (3) Largest amount of support from an exempt organization | | | | | |
| (4) Gross investment income | | | | | |

Part XV Supplementary Information (Complete this part only if the foundation had \$5,000 or more in assets at any time during the year—see instructions.)

1 Information Regarding Foundation Managers:

a List any managers of the foundation who have contributed more than 2% of the total contributions received by the foundation before the close of any tax year (but only if they have contributed more than \$5,000). (See section 507(d)(2).)

NONE

b List any managers of the foundation who own 10% or more of the stock of a corporation (or an equally large portion of the ownership of a partnership or other entity) of which the foundation has a 10% or greater interest.

NONE

2 Information Regarding Contribution, Grant, Gift, Loan, Scholarship, etc., Programs:

Check here ☐ if the foundation only makes contributions to preselected charitable organizations and does not accept unsolicited requests for funds. If the foundation makes gifts, grants, etc. to individuals or organizations under other conditions, complete items 2a, b, c, and d. See instructions

a The name, address, and telephone number or e-mail address of the person to whom applications should be addressed:

CAROL EAVES
US BANK NA PO BOX 387
ST LOUIS, MO 63166
(314) 505-8204

b The form in which applications should be submitted and information and materials they should include:

PLEASE CONTACT THE ABOVE

c Any submission deadlines:

PLEASE CONTACT THE ABOVE

d Any restrictions or limitations on awards, such as by geographical areas, charitable fields, kinds of institutions, or other factors:

PLEASE CONTACT THE ABOVE

Part XV **Supplementary Information** (continued)

3 Grants and Contributions Paid During the Year or Approved for Future Payment

| <div>Recipient</div> <div>Name and address (home or business)</div> | If recipient is an individual, show any relationship to any foundation manager or substantial contributor | Foundation status of recipient | Purpose of grant or contribution | Amount |
|--|---|--------------------------------|----------------------------------|-----------|
| a <i>Paid during the year</i> SEE ATTACHED PO BOX 0634 MILWAUKEE, WI 53201 | NONE | PC | GENERAL OPERATING | 3,140,850 |
| | | | | |
| Total ▶ 3a | | | | 3,140,850 |
| b <i>Approved for future payment</i> | | | | |
| | | | | |
| Total ▶ 3b | | | | |

Enter gross amounts unless otherwise indicated.

Part XVI-B Relationship of Activities to the Accomplishment of Exempt Purposes

| Line No. | Explain below how each activity for which income is reported in column (e) of Part XVI-A contributed importantly to the accomplishment of the foundation's exempt purposes (other than by providing funds for such purposes). (See instructions.) |
|----------|---|
|----------|---|

Form **990-PF** (2020)

Information Regarding Transfers To and Transactions and Relationships With Noncharitable Exempt Organizations

| | | | | |
|---|--|--------------|------------|-----------|
| 1 Did the organization directly or indirectly engage in any of the following with any other organization described in section 501(c) (other than section 501(c)(3) organizations) or in section 527, relating to political organizations? | | | Yes | No |
| a Transfers from the reporting foundation to a noncharitable exempt organization of: | | | | |
| (1) Cash. | | 1a(1) | | No |
| (2) Other assets. | | 1a(2) | | No |
| b Other transactions: | | | | |
| (1) Sales of assets to a noncharitable exempt organization. | | 1b(1) | | No |
| (2) Purchases of assets from a noncharitable exempt organization. | | 1b(2) | | No |
| (3) Rental of facilities, equipment, or other assets. | | 1b(3) | | No |
| (4) Reimbursement arrangements. | | 1b(4) | | No |
| (5) Loans or loan guarantees. | | 1b(5) | | No |
| (6) Performance of services or membership or fundraising solicitations. | | 1b(6) | | No |
| c Sharing of facilities, equipment, mailing lists, other assets, or paid employees. | | 1c | | No |
| d If the answer to any of the above is "Yes," complete the following schedule. Column (b) should always show the fair market value of the goods, other assets, or services given by the reporting foundation. If the foundation received less than fair market value in any transaction or sharing arrangement, show in column (d) the value of the goods, other assets, or services received. | | | | |

[illegible]

2a Is the foundation directly or indirectly affiliated with, or related to, one or more tax-exempt organizations described in section 501(c) (other than section 501(c)(3)) or in section 527? ☐ Yes ☒ No

b If "Yes," complete the following schedule.

| (a) Name of organization | (b) Type of organization | (c) Description of relationship |
|--------------------------|--------------------------|---------------------------------|
| | | |
| | | |
| | | |
| | | |
| | | |

| | | | |
|----------------------|--|---------------|----------------|
| Sign Here | Under penalties of perjury, I declare that I have examined this return, including accompanying schedules and statements, and to the best of my knowledge and belief, it is true, correct, and complete. Declaration of preparer (other than taxpayer) is based on all information of which preparer has any knowledge. | | |
| | ***** | 2022-05-13 | ***** |
| | _____ Signature of officer or trustee | _____ Date | _____ Title |

May the IRS discuss this return with the preparer shown below
 (see instr.) ☒ **Yes** ☐ **No**

| | | | | | |
|---------------------------------------|--|----------------------|------------|---|--------------------------|
| Paid Preparer Use Only | Print/Type preparer's name | Preparer's Signature | Date | Check if self-employed <input checked="checked" type="checkbox"/> | PTIN |
| | ALLISON J VALENTY | | 2022-05-13 | | P00963824 |
| | Firm's name ▶ PRICEWATERHOUSECOOPERS LLP | | | | Firm's EIN ▶ 13-4008324 |
| | Firm's address ▶ 301 GRANT STREET 45TH FLOOR PITTSBURGH, PA 15219 | | | | Phone no. (412) 355-6000 |

Form 990PF Part IV - Capital Gains and Losses for Tax on Investment Income - Columns a - d

| List and describe the kind(s) of property sold (e.g., real estate, (a) 2-story brick warehouse; or common stock, 200 shs. MLC Co.) | (b) How acquired P—Purchase D—Donation | (c) Date acquired (mo., day, yr.) | (d) Date sold (mo., day, yr.) |
|---|---|---|-------------------------------------|
| 500. AMERICAN TOWER CORP | | 2018-09-20 | 2020-07-29 |
| 1500. VANGUARD REIT ETF | | 2017-09-20 | 2020-07-29 |
| 20911.752 CAMBIAR INTL EQUITY FUND INS | | | 2020-08-04 |
| 4103.406 HARDING LOEVNER FDS INC INTL EQUITY PR | | 2018-09-20 | 2020-08-04 |
| 27447.392 P I M C O FOREIGN BOND FD US HD INST | | | 2020-08-04 |
| 25. CALL ON T 08/05/20 @ 43.340 | | 2020-02-07 | 2020-08-05 |
| 40. CALL ON ABT 8/22/09 @ 62.50 | | 2020-02-05 | 2020-08-05 |
| 25. CALL ON ABBV 08/05/20 @ 98.890 | | 2020-02-07 | 2020-08-05 |
| 3. CALL ON GOOG 08/05/20 @ 1644.540 | | 2020-02-07 | 2020-08-05 |
| 5. CALL ON GOOGL 08/05/20 @ 1643.990 | | 2020-02-07 | 2020-08-05 |

Form 990PF Part IV - Capital Gains and Losses for Tax on Investment Income - Columns e - h

| (e) Gross sales price | (f) Depreciation allowed (or allowable) | (g) Cost or other basis plus expense of sale | (h) Gain or (loss) (e) plus (f) minus (g) |
|-----------------------|--|---|--|
| 134,592 | | 74,161 | 60,431 |
| 121,997 | | 125,349 | -3,352 |
| 500,000 | | 493,839 | 6,161 |
| 100,000 | | 95,199 | 4,801 |
| 300,000 | | 293,029 | 6,971 |
| 349 | | | 349 |
| 2,867 | | | 2,867 |
| 2,549 | | | 2,549 |
| 5,897 | | | 5,897 |
| 10,325 | | | 10,325 |

Form 990PF Part IV - Capital Gains and Losses for Tax on Investment Income - Columns i - l

| Complete only for assets showing gain in column (h) and owned by the foundation on 12/31/69 | | | (l) Gains (Col. (h) gain minus col. (k), but not less than -0-) or Losses (from col.(h)) |
|---|-----------------------------------|--|--|
| (i) F.M.V. as of 12/31/69 | (j) Adjusted basis as of 12/31/69 | (k) Excess of col. (i) over col. (j), if any | |
| | | | 60,431 |
| | | | -3,352 |
| | | | 6,161 |
| | | | 4,801 |
| | | | 6,971 |
| | | | 349 |
| | | | 2,867 |
| | | | 2,549 |
| | | | 5,897 |
| | | | 10,325 |

| Form 990PF Part IV - Capital Gains and Losses for Tax on Investment Income - Columns a - d | | | |
|---|---|---|-------------------------------------|
| List and describe the kind(s) of property sold (e.g., real estate, (a) 2-story brick warehouse; or common stock, 200 shs. MLC Co.) | (b) How acquired P—Purchase D—Donation | (c) Date acquired (mo., day, yr.) | (d) Date sold (mo., day, yr.) |
| 5. CALL ON AMZN 08/05/20 @ 2345.980 | | 2020-02-05 | 2020-08-05 |
| 23. CALL ON AMGN 08/05/20 @ 265.100 | | 2020-02-07 | 2020-08-05 |
| 75. CALL ON AAPL 08/05/20 @ 367.810 | | 2020-02-05 | 2020-08-05 |
| 20. CALL ON ADP 08/05/20 @ 203.370 | | 2020-02-07 | 2020-08-05 |
| 35. CALL ON BAC 08/05/20 @ 39.650 | | 2020-02-07 | 2020-08-05 |
| 15. CALL ON BRKB 08/05/20 @ 260.160 | | 2020-02-07 | 2020-08-05 |
| 18. CALL ON BBY 08/05/20 @ 101.940 | | 2020-02-05 | 2020-08-05 |
| 4. CALL ON BIIB 08/05/20 @ 324.070 | | 2020-02-07 | 2020-08-05 |
| 10. CALL ON BA 08/05/20 @ 368.080 | | 2020-02-07 | 2020-08-05 |
| 15. CALL ON BMY 08/05/20 @ 75.000 | | 2020-02-07 | 2020-08-05 |

Form 990PF Part IV - Capital Gains and Losses for Tax on Investment Income - Columns e - h

| (e) Gross sales price | (f) Depreciation allowed (or allowable) | (g) Cost or other basis plus expense of sale | (h) Gain or (loss) (e) plus (f) minus (g) |
|-----------------------|--|---|--|
| | | 404,086 | -404,086 |
| 4,919 | | | 4,919 |
| | | 473,832 | -473,832 |
| 1,454 | | | 1,454 |
| 1,339 | | | 1,339 |
| 1,144 | | | 1,144 |
| 5,007 | | | 5,007 |
| 5,571 | | | 5,571 |
| 6,914 | | | 6,914 |
| 1,174 | | | 1,174 |

Form 990PF Part IV - Capital Gains and Losses for Tax on Investment Income - Columns i - l

| Complete only for assets showing gain in column (h) and owned by the foundation on 12/31/69 | | | (l) Gains (Col. (h) gain minus col. (k), but not less than -0-) or Losses (from col.(h)) |
|---|--------------------------------------|---|--|
| (i) F.M.V. as of 12/31/69 | (j) Adjusted basis as of 12/31/69 | (k) Excess of col. (i) over col. (j), if any | |
| | | | -404,086 |
| | | | 4,919 |
| | | | -473,832 |
| | | | 1,454 |
| | | | 1,339 |
| | | | 1,144 |
| | | | 5,007 |
| | | | 5,571 |
| | | | 6,914 |
| | | | 1,174 |

Form 990PF Part IV - Capital Gains and Losses for Tax on Investment Income - Columns a - d

| List and describe the kind(s) of property sold (e.g., real estate, (a) 2-story brick warehouse; or common stock, 200 shs. MLC Co.) | (b) How acquired P—Purchase D—Donation | (c) Date acquired (mo., day, yr.) | (d) Date sold (mo., day, yr.) |
|---|---|---|-------------------------------------|
| 10. CALL ON CERN 08/05/20 @ 91.450 | | 2020-02-07 | 2020-08-05 |
| 25. CALL ON CVX 08/05/20 @ 125.730 | | 2020-02-07 | 2020-08-05 |
| 75. CALL ON CSCO 08/05/20 @ 55.310 | | 2020-02-07 | 2020-08-05 |
| 15. CALL ON KO 08/05/20 @ 67.400 | | 2020-02-07 | 2020-08-05 |
| 18. CALL ON COST 08/05/20 @ 351.680 | | 2020-02-07 | 2020-08-05 |
| 8. CALL ON DOW 08/05/20 @ 56.270 | | 2020-02-07 | 2020-08-05 |
| 8. CALL ON DD 08/05/20 @ 60.900 | | 2020-02-07 | 2020-08-05 |
| 5. CALL ON ECL 08/05/20 @ 232.820 | | 2020-02-07 | 2020-08-05 |
| 28. CALL ON XOM 08/05/20 @ 70.980 | | 2020-02-07 | 2020-08-05 |
| 10. CALL ON FB 08/05/20 @ 240.540 | | 2020-02-05 | 2020-08-05 |

Form 990PF Part IV - Capital Gains and Losses for Tax on Investment Income - Columns e - h

| (e) Gross sales price | (f) Depreciation allowed (or allowable) | (g) Cost or other basis plus expense of sale | (h) Gain or (loss) (e) plus (f) minus (g) |
|-----------------------|--|---|--|
| 1,125 | | | 1,125 |
| 1,374 | | | 1,374 |
| 4,997 | | | 4,997 |
| 169 | | | 169 |
| 3,916 | | | 3,916 |
| 583 | | | 583 |
| 903 | | | 903 |
| 665 | | | 665 |
| 1,094 | | | 1,094 |
| | | 5,041 | -5,041 |

Form 990PF Part IV - Capital Gains and Losses for Tax on Investment Income - Columns i - l

| Complete only for assets showing gain in column (h) and owned by the foundation on 12/31/69 | | | (l) Gains (Col. (h) gain minus col. (k), but not less than -0-) or Losses (from col.(h)) |
|---|--------------------------------------|---|--|
| (i) F.M.V. as of 12/31/69 | (j) Adjusted basis as of 12/31/69 | (k) Excess of col. (i) over col. (j), if any | |
| | | | 1,125 |
| | | | 1,374 |
| | | | 4,997 |
| | | | 169 |
| | | | 3,916 |
| | | | 583 |
| | | | 903 |
| | | | 665 |
| | | | 1,094 |
| | | | -5,041 |

Form 990PF Part IV - Capital Gains and Losses for Tax on Investment Income - Columns a - d

| List and describe the kind(s) of property sold (e.g., real estate, (a) 2-story brick warehouse; or common stock, 200 shs. MLC Co.) | (b) How acquired P—Purchase D—Donation | (c) Date acquired (mo., day, yr.) | (d) Date sold (mo., day, yr.) |
|---|---|---|-------------------------------------|
| 15. CALL ON GD 08/05/20 @ 207.810 | | 2020-02-07 | 2020-08-05 |
| 15. CALL ON GILD 08/05/20 @ 75.370 | | 2020-02-07 | 2020-08-05 |
| 13. CALL ON GS 08/05/20 @ 279.290 | | 2020-02-07 | 2020-08-05 |
| 18. CALL ON HAS 08/05/20 @ 119.210 | | 2020-02-07 | 2020-08-05 |
| 5. CALL ON HD 08/05/20 @ 270.640 | | 2020-02-05 | 2020-08-05 |
| 13. CALL ON HON 08/05/20 @ 202.550 | | 2020-02-07 | 2020-08-05 |
| 20. CALL ON ITW 08/05/20 @ 211.430 | | 2020-02-07 | 2020-08-05 |
| 75. CALL ON INTC 08/05/20 @ 76.190 | | 2020-02-07 | 2020-08-05 |
| 13. CALL ON IBM 08/05/20 @ 178.670 | | 2020-02-07 | 2020-08-05 |
| 5. CALL ON INTU 08/05/20 @ 330.530 | | 2020-02-07 | 2020-08-05 |

Form 990PF Part IV - Capital Gains and Losses for Tax on Investment Income - Columns e - h

| (e) Gross sales price | (f) Depreciation allowed (or allowable) | (g) Cost or other basis plus expense of sale | (h) Gain or (loss) (e) plus (f) minus (g) |
|-----------------------|--|---|--|
| 1,549 | | | 1,549 |
| 1,354 | | | 1,354 |
| 4,043 | | | 4,043 |
| 5,212 | | | 5,212 |
| 1,015 | | | 1,015 |
| 1,014 | | | 1,014 |
| 3,234 | | | 3,234 |
| 9,047 | | | 9,047 |
| 1,222 | | | 1,222 |
| 2,715 | | | 2,715 |

Form 990PF Part IV - Capital Gains and Losses for Tax on Investment Income - Columns i - l

| Complete only for assets showing gain in column (h) and owned by the foundation on 12/31/69 | | | (l) Gains (Col. (h) gain minus col. (k), but not less than -0-) or Losses (from col.(h)) |
|---|--------------------------------------|---|--|
| (i) F.M.V. as of 12/31/69 | (j) Adjusted basis as of 12/31/69 | (k) Excess of col. (i) over col. (j), if any | |
| | | | 1,549 |
| | | | 1,354 |
| | | | 4,043 |
| | | | 5,212 |
| | | | 1,015 |
| | | | 1,014 |
| | | | 3,234 |
| | | | 9,047 |
| | | | 1,222 |
| | | | 2,715 |

Form 990PF Part IV - Capital Gains and Losses for Tax on Investment Income - Columns a - d

| List and describe the kind(s) of property sold (e.g., real estate, (a) 2-story brick warehouse; or common stock, 200 shs. MLC Co.) | (b) How acquired P—Purchase D—Donation | (c) Date acquired (mo., day, yr.) | (d) Date sold (mo., day, yr.) |
|---|---|---|-------------------------------------|
| 100. CALL ON EEM 08/10/15 @ 43.700 | | 2020-02-07 | 2020-08-05 |
| 100. CALL ON EEM 09/14/16 @ 33.850 | | 2020-02-07 | 2020-08-05 |
| 100. CALL ON EEM 09/14/16 @ 33.850 | | 2020-02-07 | 2020-08-05 |
| 100. CALL ON IEMG 08/05/20 @ 55.940 | | 2020-02-07 | 2020-08-05 |
| 100. PUT ON IEMG 08/05/20 @ 47.490 | | 2020-02-07 | 2020-08-05 |
| 100. PUT ON IEMG 08/05/20 @ 47.490 | | 2020-02-07 | 2020-08-05 |
| 50. CALL ON JPM 08/05/20 @ 156.520 | | 2020-02-07 | 2020-08-05 |
| 50. CALL ON JNJ 08/05/20 @ 175.630 | | 2020-02-07 | 2020-08-05 |
| 20. CALL ON LOW 08/05/20 @ 138.210 | | 2020-02-05 | 2020-08-05 |
| 8. CALL ON MPC 08/05/20 @ 62.940 | | 2020-02-07 | 2020-08-05 |

Form 990PF Part IV - Capital Gains and Losses for Tax on Investment Income - Columns e - h

| (e) Gross sales price | (f) Depreciation allowed (or allowable) | (g) Cost or other basis plus expense of sale | (h) Gain or (loss) (e) plus (f) minus (g) |
|-----------------------|--|---|--|
| 5,571 | | | 5,571 |
| 1,568 | | | 1,568 |
| | | 9,432 | -9,432 |
| 10,971 | | | 10,971 |
| 468 | | | 468 |
| | | 11,532 | -11,532 |
| 5,373 | | | 5,373 |
| 2,273 | | | 2,273 |
| | | 18,412 | -18,412 |
| 1,167 | | | 1,167 |

Form 990PF Part IV - Capital Gains and Losses for Tax on Investment Income - Columns i - l

| Complete only for assets showing gain in column (h) and owned by the foundation on 12/31/69 | | | (l) Gains (Col. (h) gain minus col. (k), but not less than -0-) or Losses (from col.(h)) |
|---|--------------------------------------|---|--|
| (i) F.M.V. as of 12/31/69 | (j) Adjusted basis as of 12/31/69 | (k) Excess of col. (i) over col. (j), if any | |
| | | | 5,571 |
| | | | 1,568 |
| | | | -9,432 |
| | | | 10,971 |
| | | | 468 |
| | | | -11,532 |
| | | | 5,373 |
| | | | 2,273 |
| | | | -18,412 |
| | | | 1,167 |

Form 990PF Part IV - Capital Gains and Losses for Tax on Investment Income - Columns a - d

| List and describe the kind(s) of property sold (e.g., real estate, (a) 2-story brick warehouse; or common stock, 200 shs. MLC Co.) | (b) How acquired P—Purchase D—Donation | (c) Date acquired (mo., day, yr.) | (d) Date sold (mo., day, yr.) |
|---|---|---|-------------------------------------|
| 75. CALL ON MSFT 08/05/20 @ 205.980 | | 2020-02-05 | 2020-08-05 |
| 20. CALL ON MDLZ 08/05/20 @ 66.250 | | 2020-02-07 | 2020-08-05 |
| 65. PUT ON SPX 08/05/20 @ 2493.340 | | 2020-02-07 | 2020-08-05 |
| 65. PUT ON SPX 08/05/20 @ 2493.340 | | 2020-02-07 | 2020-08-05 |
| 3. CALL ON NEE 08/05/20 @ 304.480 | | 2020-02-07 | 2020-08-05 |
| 25. CALL ON NKE 08/05/20 @ 114.580 | | 2020-02-07 | 2020-08-05 |
| 50. CALL ON ORCL 08/05/20 @ 62.870 | | 2020-02-07 | 2020-08-05 |
| 28. CALL ON PEP 08/05/20 @ 164.800 | | 2020-02-07 | 2020-08-05 |
| 95. CALL ON PFE 08/05/20 @ 43.980 | | 2020-02-07 | 2020-08-05 |
| 30. CALL ON PG 08/05/20 @ 145.360 | | 2020-02-07 | 2020-08-05 |

Form 990PF Part IV - Capital Gains and Losses for Tax on Investment Income - Columns e - h

| (e) Gross sales price | (f) Depreciation allowed (or allowable) | (g) Cost or other basis plus expense of sale | (h) Gain or (loss) (e) plus (f) minus (g) |
|-----------------------|--|---|--|
| | | 35,006 | -35,006 |
| 354 | | | 354 |
| 77,904 | | | 77,904 |
| | | 343,881 | -343,881 |
| 305 | | | 305 |
| 3,974 | | | 3,974 |
| 3,773 | | | 3,773 |
| 870 | | | 870 |
| 1,586 | | | 1,586 |
| 1,114 | | | 1,114 |

Form 990PF Part IV - Capital Gains and Losses for Tax on Investment Income - Columns i - l

| Complete only for assets showing gain in column (h) and owned by the foundation on 12/31/69 | | | (l) Gains (Col. (h) gain minus col. (k), but not less than -0-) or Losses (from col.(h)) |
|---|--------------------------------------|---|--|
| (i) F.M.V. as of 12/31/69 | (j) Adjusted basis as of 12/31/69 | (k) Excess of col. (i) over col. (j), if any | |
| | | | -35,006 |
| | | | 354 |
| | | | 77,904 |
| | | | -343,881 |
| | | | 305 |
| | | | 3,974 |
| | | | 3,773 |
| | | | 870 |
| | | | 1,586 |
| | | | 1,114 |

Form 990PF Part IV - Capital Gains and Losses for Tax on Investment Income - Columns a - d

| List and describe the kind(s) of property sold (e.g., real estate, (a) 2-story brick warehouse; or common stock, 200 shs. MLC Co.) | (b) How acquired P—Purchase D—Donation | (c) Date acquired (mo., day, yr.) | (d) Date sold (mo., day, yr.) |
|---|---|---|-------------------------------------|
| 25. CALL ON QCOM 08/05/20 @ 102.410 | | 2020-02-05 | 2020-08-05 |
| 13. CALL ON RTN 08/05/20 @ 258.200 | | 2020-02-07 | 2020-08-05 |
| 35. CALL ON SLB 08/05/20 @ 40.330 | | 2020-02-07 | 2020-08-05 |
| 38. CALL ON SCHW 08/05/20 @ 54.610 | | 2020-02-07 | 2020-08-05 |
| 26. CALL ON SO 08/05/20 @ 79.400 | | 2020-02-07 | 2020-08-05 |
| 30. CALL ON TJX 08/05/20 @ 71.180 | | 2020-02-07 | 2020-08-05 |
| 30. CALL ON TGT 08/05/20 @ 132.300 | | 2020-02-05 | 2020-08-05 |
| 13. CALL ON MMM 08/05/20 @ 183.540 | | 2020-02-07 | 2020-08-05 |
| 13. CALL ON UNP 08/05/20 @ 211.770 | | 2020-02-07 | 2020-08-05 |
| 18. CALL ON UTX 08/05/20 @ 176.460 | | 2020-02-07 | 2020-08-05 |

Form 990PF Part IV - Capital Gains and Losses for Tax on Investment Income - Columns e - h

| (e) Gross sales price | (f) Depreciation allowed (or allowable) | (g) Cost or other basis plus expense of sale | (h) Gain or (loss) (e) plus (f) minus (g) |
|-----------------------|--|---|--|
| | | 14,127 | -14,127 |
| 767 | | | 767 |
| 3,089 | | | 3,089 |
| 3,545 | | | 3,545 |
| 416 | | | 416 |
| 1,894 | | | 1,894 |
| 7,208 | | | 7,208 |
| 2,054 | | | 2,054 |
| 2,652 | | | 2,652 |
| 1,684 | | | 1,684 |

Form 990PF Part IV - Capital Gains and Losses for Tax on Investment Income - Columns i - l

| Complete only for assets showing gain in column (h) and owned by the foundation on 12/31/69 | | | (l) Gains (Col. (h) gain minus col. (k), but not less than -0-) or Losses (from col.(h)) |
|---|--------------------------------------|---|--|
| (i) F.M.V. as of 12/31/69 | (j) Adjusted basis as of 12/31/69 | (k) Excess of col. (i) over col. (j), if any | |
| | | | -14,127 |
| | | | 767 |
| | | | 3,089 |
| | | | 3,545 |
| | | | 416 |
| | | | 1,894 |
| | | | 7,208 |
| | | | 2,054 |
| | | | 2,652 |
| | | | 1,684 |

Form 990PF Part IV - Capital Gains and Losses for Tax on Investment Income - Columns a - d

| List and describe the kind(s) of property sold (e.g., real estate, (a) 2-story brick warehouse; or common stock, 200 shs. MLC Co.) | (b) How acquired P—Purchase D—Donation | (c) Date acquired (mo., day, yr.) | (d) Date sold (mo., day, yr.) |
|---|---|---|-------------------------------------|
| 12. CALL ON UNH 08/05/20 @ 338.100 | | 2020-02-07 | 2020-08-05 |
| 40. CALL ON VFC 08/05/20 @ 96.310 | | 2020-02-07 | 2020-08-05 |
| 5. CALL ON VLO 08/05/20 @ 95.410 | | 2020-02-07 | 2020-08-05 |
| 55. CALL ON VZ 08/05/20 @ 67.440 | | 2020-02-07 | 2020-08-05 |
| 10. CALL ON V 08/05/20 @ 230.310 | | 2020-02-07 | 2020-08-05 |
| 33. CALL ON WMT 08/05/20 @ 132.770 | | 2020-02-05 | 2020-08-05 |
| 25. CALL ON WFC 08/05/20 @ 55.140 | | 2020-02-07 | 2020-08-05 |
| 38. CALL ON ACN 08/05/20 @ 241.790 | | 2020-02-07 | 2020-08-05 |
| 12381.345 CAMBIAR INTL EQUITY FUND INS | | | 2020-08-14 |
| 3000. BRISTOL MEYER SQUIBB | | | 2020-08-14 |

Form 990PF Part IV - Capital Gains and Losses for Tax on Investment Income - Columns e - h

| (e) Gross sales price | (f) Depreciation allowed (or allowable) | (g) Cost or other basis plus expense of sale | (h) Gain or (loss) (e) plus (f) minus (g) |
|-----------------------|--|---|--|
| 6,262 | | | 6,262 |
| 4,853 | | | 4,853 |
| 735 | | | 735 |
| 688 | | | 688 |
| 1,605 | | | 1,605 |
| 2,356 | | | 2,356 |
| 874 | | | 874 |
| 4,761 | | | 4,761 |
| 300,000 | | 284,622 | 15,378 |
| 189,759 | | 167,700 | 22,059 |

Form 990PF Part IV - Capital Gains and Losses for Tax on Investment Income - Columns i - l

| Complete only for assets showing gain in column (h) and owned by the foundation on 12/31/69 | | | (l) Gains (Col. (h) gain minus col. (k), but not less than -0-) or Losses (from col.(h)) |
|---|-----------------------------------|--|--|
| (i) F.M.V. as of 12/31/69 | (j) Adjusted basis as of 12/31/69 | (k) Excess of col. (i) over col. (j), if any | |
| | | | 6,262 |
| | | | 4,853 |
| | | | 735 |
| | | | 688 |
| | | | 1,605 |
| | | | 2,356 |
| | | | 874 |
| | | | 4,761 |
| | | | 15,378 |
| | | | 22,059 |

Form 990PF Part IV - Capital Gains and Losses for Tax on Investment Income - Columns a - d

| List and describe the kind(s) of property sold (e.g., real estate, (a) 2-story brick warehouse; or common stock, 200 shs. MLC Co.) | (b) How acquired P—Purchase D—Donation | (c) Date acquired (mo., day, yr.) | (d) Date sold (mo., day, yr.) |
|---|---|---|-------------------------------------|
| 3000. BRISTOL MYERS SQUIBB RT 3/31/21 | | | 2020-08-14 |
| 621. HASBRO INC COM | | | 2020-08-14 |
| 1352. HASBRO INC COM | | | 2020-08-14 |
| 27. HASBRO INC COM | | 2009-12-15 | 2020-08-14 |
| 1840. WELLS FARGO & CO NEW | | | 2020-08-14 |
| 2160. WELLS FARGO & CO NEW | | | 2020-08-14 |
| 1. MCAFEE INC | | 1911-11-11 | 2020-08-17 |
| 250000. GEN ELEC CAP CRP MTN 4.375% 9/16/20 | | | 2020-09-16 |
| 13446.485 CAMBIAR INTL EQUITY FUND INS | | 2016-06-16 | 2020-09-17 |
| 10000. APPLE COMPUTER INC COM | | | 2020-09-17 |

Form 990PF Part IV - Capital Gains and Losses for Tax on Investment Income - Columns e - h

| (e) Gross sales price | (f) Depreciation allowed (or allowable) | (g) Cost or other basis plus expense of sale | (h) Gain or (loss) (e) plus (f) minus (g) |
|-----------------------|--|---|--|
| 9,150 | | 6,390 | 2,760 |
| 49,523 | | 19,549 | 29,974 |
| 107,818 | | 42,560 | 65,258 |
| 2,153 | | 850 | 1,303 |
| 46,460 | | 45,631 | 829 |
| 54,540 | | 55,242 | -702 |
| 30 | | | 30 |
| 250,000 | | 250,148 | -148 |
| 328,498 | | 307,790 | 20,708 |
| 1,108,998 | | 288,259 | 820,739 |

Form 990PF Part IV - Capital Gains and Losses for Tax on Investment Income - Columns i - l

| Complete only for assets showing gain in column (h) and owned by the foundation on 12/31/69 | | | (l) Gains (Col. (h) gain minus col. (k), but not less than -0-) or Losses (from col.(h)) |
|---|--------------------------------------|---|--|
| (i) F.M.V. as of 12/31/69 | (j) Adjusted basis as of 12/31/69 | (k) Excess of col. (i) over col. (j), if any | |
| | | | 2,760 |
| | | | 29,974 |
| | | | 65,258 |
| | | | 1,303 |
| | | | 829 |
| | | | -702 |
| | | | 30 |
| | | | -148 |
| | | | 20,708 |
| | | | 820,739 |

Form 990PF Part IV - Capital Gains and Losses for Tax on Investment Income - Columns a - d

| List and describe the kind(s) of property sold (e.g., real estate, (a) 2-story brick warehouse; or common stock, 200 shs. MLC Co.) | (b) How acquired P—Purchase D—Donation | (c) Date acquired (mo., day, yr.) | (d) Date sold (mo., day, yr.) |
|---|---|---|-------------------------------------|
| 500. BERKSHIRE HATHAWAY INC CL B | | | 2020-09-17 |
| 750. BIOGEN, INC | | | 2020-09-17 |
| 1800. CARRIER GLOBAL CORPORATION COM | | | 2020-09-17 |
| 22675.391 DOUBLELINE TOTAL RET BD I | | | 2020-09-17 |
| 187.663 DUPONT DE NEMOURS INC WI | | | 2020-09-17 |
| 585.333 DUPONT DE NEMOURS INC WI | | | 2020-09-17 |
| 353.661 DUPONT DE NEMOURS INC WI | | | 2020-09-17 |
| 45.669 DUPONT DE NEMOURS INC WI | | | 2020-09-17 |
| 327.674 DUPONT DE NEMOURS INC WI | | | 2020-09-17 |
| 500. LOWE'S COS INC | | | 2020-09-17 |

Form 990PF Part IV - Capital Gains and Losses for Tax on Investment Income - Columns e - h

| (e) Gross sales price | (f) Depreciation allowed (or allowable) | (g) Cost or other basis plus expense of sale | (h) Gain or (loss) (e) plus (f) minus (g) |
|-----------------------|--|---|--|
| 108,906 | | 39,414 | 69,492 |
| 207,599 | | 174,837 | 32,762 |
| 54,469 | | 9,709 | 44,760 |
| 243,987 | | 245,709 | -1,722 |
| 11,360 | | 10,586 | 774 |
| 35,433 | | 33,018 | 2,415 |
| 21,409 | | 19,950 | 1,459 |
| 2,765 | | 2,576 | 189 |
| 19,836 | | 18,483 | 1,353 |
| 82,390 | | 6,102 | 76,288 |

Form 990PF Part IV - Capital Gains and Losses for Tax on Investment Income - Columns i - l

| Complete only for assets showing gain in column (h) and owned by the foundation on 12/31/69 | | | (l) Gains (Col. (h) gain minus col. (k), but not less than -0-) or Losses (from col.(h)) |
|---|--------------------------------------|---|--|
| (i) F.M.V. as of 12/31/69 | (j) Adjusted basis as of 12/31/69 | (k) Excess of col. (i) over col. (j), if any | |
| | | | 69,492 |
| | | | 32,762 |
| | | | 44,760 |
| | | | -1,722 |
| | | | 774 |
| | | | 2,415 |
| | | | 1,459 |
| | | | 189 |
| | | | 1,353 |
| | | | 76,288 |

Form 990PF Part IV - Capital Gains and Losses for Tax on Investment Income - Columns a - d

| List and describe the kind(s) of property sold (e.g., real estate, (a) 2-story brick warehouse; or common stock, 200 shs. MLC Co.) | (b) How acquired P—Purchase D—Donation | (c) Date acquired (mo., day, yr.) | (d) Date sold (mo., day, yr.) |
|---|---|---|-------------------------------------|
| 1500. NIKE INC. CLASS B | | | 2020-09-17 |
| 3000. ORACLE CORPORATION | | 2007-01-18 | 2020-09-17 |
| 900. OTIS WORLDWIDE CORP | | | 2020-09-17 |
| 27322.404 P I M C O FOREIGN BOND FD US HD INST | | 2015-09-18 | 2020-09-17 |
| 2000. RAYTHEON TECHNOLOGIES CORP COM | | | 2020-09-17 |
| 254. SCHLUMBERGER LTD ORD | | | 2020-09-17 |
| 390. SCHLUMBERGER LTD ORD | | | 2020-09-17 |
| 1356. SCHLUMBERGER LTD ORD | | | 2020-09-17 |
| 1000. T J X COS INC NEW | | | 2020-09-17 |
| 500. ACCENTURE PLC CL A | | | 2020-09-17 |

Form 990PF Part IV - Capital Gains and Losses for Tax on Investment Income - Columns e - h

| (e) Gross sales price | (f) Depreciation allowed (or allowable) | (g) Cost or other basis plus expense of sale | (h) Gain or (loss) (e) plus (f) minus (g) |
|-----------------------|--|---|--|
| 176,931 | | 21,290 | 155,641 |
| 179,487 | | 52,530 | 126,957 |
| 54,092 | | 14,557 | 39,535 |
| 300,000 | | 290,164 | 9,836 |
| 127,197 | | 39,212 | 87,985 |
| 4,792 | | 3,264 | 1,528 |
| 7,357 | | 5,011 | 2,346 |
| 25,580 | | 90,633 | -65,053 |
| 56,489 | | 9,550 | 46,939 |
| 118,518 | | 14,774 | 103,744 |

Form 990PF Part IV - Capital Gains and Losses for Tax on Investment Income - Columns i - l

| Complete only for assets showing gain in column (h) and owned by the foundation on 12/31/69 | | | (l) Gains (Col. (h) gain minus col. (k), but not less than -0-) or Losses (from col.(h)) |
|---|--------------------------------------|---|--|
| (i) F.M.V. as of 12/31/69 | (j) Adjusted basis as of 12/31/69 | (k) Excess of col. (i) over col. (j), if any | |
| | | | 155,641 |
| | | | 126,957 |
| | | | 39,535 |
| | | | 9,836 |
| | | | 87,985 |
| | | | 1,528 |
| | | | 2,346 |
| | | | -65,053 |
| | | | 46,939 |
| | | | 103,744 |

Form 990PF Part IV - Capital Gains and Losses for Tax on Investment Income - Columns a - d

| List and describe the kind(s) of property sold (e.g., real estate, (a) 2-story brick warehouse; or common stock, 200 shs. MLC Co.) | (b) How acquired P—Purchase D—Donation | (c) Date acquired (mo., day, yr.) | (d) Date sold (mo., day, yr.) |
|---|---|---|-------------------------------------|
| 5000. APPLE COMPUTER INC COM | | 2008-02-08 | 2020-09-29 |
| 1131. ISHARES TRUST ISHARES PREFERRED ETF | | | 2020-09-29 |
| 155. ISHARES TRUST ISHARES PREFERRED ETF | | | 2020-09-29 |
| 1200. ISHARES TRUST ISHARES PREFERRED ETF | | | 2020-09-29 |
| 450. ISHARES TRUST ISHARES PREFERRED ETF | | | 2020-09-29 |
| 831. ISHARES TRUST ISHARES PREFERRED ETF | | | 2020-09-29 |
| 257. ISHARES TRUST ISHARES PREFERRED ETF | | | 2020-09-29 |
| 595. ISHARES TRUST ISHARES PREFERRED ETF | | | 2020-09-29 |
| 15. ISHARES TRUST ISHARES PREFERRED ETF | | | 2020-09-29 |
| 366. ISHARES TRUST ISHARES PREFERRED ETF | | | 2020-09-29 |

Form 990PF Part IV - Capital Gains and Losses for Tax on Investment Income - Columns e - h

| (e) Gross sales price | (f) Depreciation allowed (or allowable) | (g) Cost or other basis plus expense of sale | (h) Gain or (loss) (e) plus (f) minus (g) |
|-----------------------|--|---|--|
| 569,736 | | 22,271 | 547,465 |
| 41,175 | | 44,478 | -3,303 |
| 5,643 | | 6,096 | -453 |
| 43,687 | | 47,192 | -3,505 |
| 16,383 | | 17,697 | -1,314 |
| 30,253 | | 32,680 | -2,427 |
| 9,356 | | 10,107 | -751 |
| 21,661 | | 23,399 | -1,738 |
| 546 | | 590 | -44 |
| 13,324 | | 14,393 | -1,069 |

Form 990PF Part IV - Capital Gains and Losses for Tax on Investment Income - Columns i - l

| Complete only for assets showing gain in column (h) and owned by the foundation on 12/31/69 | | | (l) Gains (Col. (h) gain minus col. (k), but not less than -0-) or Losses (from col.(h)) |
|---|--------------------------------------|---|--|
| (i) F.M.V. as of 12/31/69 | (j) Adjusted basis as of 12/31/69 | (k) Excess of col. (i) over col. (j), if any | |
| | | | 547,465 |
| | | | -3,303 |
| | | | -453 |
| | | | -3,505 |
| | | | -1,314 |
| | | | -2,427 |
| | | | -751 |
| | | | -1,738 |
| | | | -44 |
| | | | -1,069 |

Form 990PF Part IV - Capital Gains and Losses for Tax on Investment Income - Columns a - d

| List and describe the kind(s) of property sold (e.g., real estate, (a) 2-story brick warehouse; or common stock, 200 shs. MLC Co.) | (b) How acquired P—Purchase D—Donation | (c) Date acquired (mo., day, yr.) | (d) Date sold (mo., day, yr.) |
|---|---|---|-------------------------------------|
| 5000. ISHARES TRUST ISHARES PREFERRED ETF | | | 2020-09-29 |
| 11954.573 NUVEEN PREFERRED SECURITIES FUND | | 2018-11-20 | 2020-09-29 |
| 1000. RAYTHEON TECHNOLOGIES CORP COM | | | 2020-09-29 |
| 5000. T J X COS INC NEW | | | 2020-09-29 |
| 1. WELLS FARGO & CO NEW | | 2020-10-02 | 2020-10-02 |
| 1. PFIZER INC | | 1911-11-11 | 2020-11-20 |
| .5776 VIATRIS INC | | 2015-01-12 | 2020-11-30 |
| 5000. APPLE COMPUTER INC COM | | 2008-02-08 | 2020-12-08 |
| 5000. BP PLC SPONSORED ADR | | 2018-12-31 | 2020-12-08 |
| 562. BEST BUY INC COM | | | 2020-12-08 |

Form 990PF Part IV - Capital Gains and Losses for Tax on Investment Income - Columns e - h

| (e) Gross sales price | (f) Depreciation allowed (or allowable) | (g) Cost or other basis plus expense of sale | (h) Gain or (loss) (e) plus (f) minus (g) |
|-----------------------|--|---|--|
| 182,028 | | 191,830 | -9,802 |
| 200,000 | | 191,871 | 8,129 |
| 57,781 | | 19,606 | 38,175 |
| 269,044 | | 47,752 | 221,292 |
| 528 | | | 528 |
| 176 | | | 176 |
| 10 | | 8 | 2 |
| 621,386 | | 22,271 | 599,115 |
| 108,276 | | 190,486 | -82,210 |
| 57,679 | | 9,986 | 47,693 |

Form 990PF Part IV - Capital Gains and Losses for Tax on Investment Income - Columns i - l

| Complete only for assets showing gain in column (h) and owned by the foundation on 12/31/69 | | | (l) Gains (Col. (h) gain minus col. (k), but not less than -0-) or Losses (from col.(h)) |
|---|--------------------------------------|---|--|
| (i) F.M.V. as of 12/31/69 | (j) Adjusted basis as of 12/31/69 | (k) Excess of col. (i) over col. (j), if any | |
| | | | -9,802 |
| | | | 8,129 |
| | | | 38,175 |
| | | | 221,292 |
| | | | 528 |
| | | | 176 |
| | | | 2 |
| | | | 599,115 |
| | | | -82,210 |
| | | | 47,693 |

Form 990PF Part IV - Capital Gains and Losses for Tax on Investment Income - Columns a - d

| List and describe the kind(s) of property sold (e.g., real estate, (a) 2-story brick warehouse; or common stock, 200 shs. MLC Co.) | (b) How acquired P—Purchase D—Donation | (c) Date acquired (mo., day, yr.) | (d) Date sold (mo., day, yr.) |
|---|---|---|-------------------------------------|
| 542. BEST BUY INC COM | | | 2020-12-08 |
| 143. BEST BUY INC COM | | | 2020-12-08 |
| 143. BEST BUY INC COM | | | 2020-12-08 |
| 122. BEST BUY INC COM | | | 2020-12-08 |
| 870. BEST BUY INC COM | | | 2020-12-08 |
| 9. BEST BUY INC COM | | | 2020-12-08 |
| 109. BEST BUY INC COM | | | 2020-12-08 |
| 2000. CERNER CORP COM | | | 2020-12-08 |
| 1400. EXXON MOBIL CORP | | | 2020-12-08 |
| 2000. JOHNSON & JOHNSON | | | 2020-12-08 |

Form 990PF Part IV - Capital Gains and Losses for Tax on Investment Income - Columns e - h

| (e) Gross sales price | (f) Depreciation allowed (or allowable) | (g) Cost or other basis plus expense of sale | (h) Gain or (loss) (e) plus (f) minus (g) |
|-----------------------|--|---|--|
| 55,626 | | 9,630 | 45,996 |
| 14,676 | | 2,553 | 12,123 |
| 14,676 | | 2,541 | 12,135 |
| 12,521 | | 2,178 | 10,343 |
| 89,289 | | 15,530 | 73,759 |
| 924 | | 160 | 764 |
| 11,187 | | 1,937 | 9,250 |
| 146,522 | | 101,300 | 45,222 |
| 59,038 | | 115,087 | -56,049 |
| 303,773 | | 242,685 | 61,088 |

Form 990PF Part IV - Capital Gains and Losses for Tax on Investment Income - Columns i - l

| Complete only for assets showing gain in column (h) and owned by the foundation on 12/31/69 | | | (l) Gains (Col. (h) gain minus col. (k), but not less than -0-) or Losses (from col.(h)) |
|---|--------------------------------------|---|--|
| (i) F.M.V. as of 12/31/69 | (j) Adjusted basis as of 12/31/69 | (k) Excess of col. (i) over col. (j), if any | |
| | | | 45,996 |
| | | | 12,123 |
| | | | 12,135 |
| | | | 10,343 |
| | | | 73,759 |
| | | | 764 |
| | | | 9,250 |
| | | | 45,222 |
| | | | -56,049 |
| | | | 61,088 |

Form 990PF Part IV - Capital Gains and Losses for Tax on Investment Income - Columns a - d

| List and describe the kind(s) of property sold (e.g., real estate, (a) 2-story brick warehouse; or common stock, 200 shs. MLC Co.) | (b) How acquired P—Purchase D—Donation | (c) Date acquired (mo., day, yr.) | (d) Date sold (mo., day, yr.) |
|---|---|---|-------------------------------------|
| 993. PROCTER & GAMBLE CO | | | 2020-12-08 |
| 1000. RAYTHEON TECHNOLOGIES CORP COM | | 2010-10-15 | 2020-12-08 |
| 1000. SPLUNK INC | | 2020-09-17 | 2020-12-08 |
| 1000. LOWE'S COS INC | | | 2021-03-01 |
| 643.0789 VIATRIS INC | | | 2021-03-01 |
| 843.7364 VIATRIS INC | | | 2021-03-01 |
| 1513.1847 VIATRIS INC | | | 2021-03-01 |
| 107. ALPHABET INC CL C | | 2014-12-30 | 2021-06-18 |
| 5000. APPLE COMPUTER INC COM | | | 2021-06-18 |
| 2000. DEUTSCHE XTRACKERS MSCI EAFE ETF | | 2016-01-06 | 2021-06-18 |

Form 990PF Part IV - Capital Gains and Losses for Tax on Investment Income - Columns e - h

| (e) Gross sales price | (f) Depreciation allowed (or allowable) | (g) Cost or other basis plus expense of sale | (h) Gain or (loss) (e) plus (f) minus (g) |
|-----------------------|--|---|--|
| 137,646 | | 86,923 | 50,723 |
| 74,208 | | 19,606 | 54,602 |
| 159,149 | | 175,548 | -16,399 |
| 162,889 | | 12,203 | 150,686 |
| 9,414 | | 11,172 | -1,758 |
| 12,352 | | 2,192 | 10,160 |
| 22,152 | | 9,506 | 12,646 |
| 268,403 | | 56,388 | 212,015 |
| 654,572 | | 78,890 | 575,682 |
| 75,921 | | 52,560 | 23,361 |

Form 990PF Part IV - Capital Gains and Losses for Tax on Investment Income - Columns i - l

| Complete only for assets showing gain in column (h) and owned by the foundation on 12/31/69 | | | (l) Gains (Col. (h) gain minus col. (k), but not less than -0-) or Losses (from col.(h)) |
|---|--------------------------------------|---|--|
| (i) F.M.V. as of 12/31/69 | (j) Adjusted basis as of 12/31/69 | (k) Excess of col. (i) over col. (j), if any | |
| | | | 50,723 |
| | | | 54,602 |
| | | | -16,399 |
| | | | 150,686 |
| | | | -1,758 |
| | | | 10,160 |
| | | | 12,646 |
| | | | 212,015 |
| | | | 575,682 |
| | | | 23,361 |

Form 990PF Part IV - Capital Gains and Losses for Tax on Investment Income - Columns a - d

| List and describe the kind(s) of property sold (e.g., real estate, (a) 2-story brick warehouse; or common stock, 200 shs. MLC Co.) | (b) How acquired P—Purchase D—Donation | (c) Date acquired (mo., day, yr.) | (d) Date sold (mo., day, yr.) |
|---|---|---|-------------------------------------|
| 1. HP INC | | 1911-11-11 | 2021-06-18 |
| 500. ILLINOIS TOOL WKS INC | | | 2021-06-18 |
| 500. INTERNATIONAL BUSINESS MACHS CORP | | | 2021-06-18 |
| 500. LOWE'S COS INC | | | 2021-06-18 |
| 500. MONDELEZ INTERNATIONAL W I | | 2016-06-16 | 2021-06-18 |
| 1000. NIKE INC. CLASS B | | | 2021-06-18 |
| 500. PROCTER & GAMBLE CO | | 1997-01-06 | 2021-06-18 |
| 500. V F CORP COM W/RTS ATTACHED EXP 01/25/2008 | | | 2021-06-18 |
| CAPITAL GAIN DIVIDENDS | P | | |
| CAPITAL GAIN DIVIDENDS | P | | |

Form 990PF Part IV - Capital Gains and Losses for Tax on Investment Income - Columns e - h

| (e) Gross sales price | (f) Depreciation allowed (or allowable) | (g) Cost or other basis plus expense of sale | (h) Gain or (loss) (e) plus (f) minus (g) |
|-----------------------|--|---|--|
| 24 | | | 24 |
| 110,080 | | 23,269 | 86,811 |
| 71,933 | | 41,785 | 30,148 |
| 93,235 | | 6,102 | 87,133 |
| 31,147 | | 21,631 | 9,516 |
| 128,128 | | 14,193 | 113,935 |
| 66,247 | | 13,702 | 52,545 |
| 40,071 | | 9,111 | 30,960 |
| | | | 232,045 |
| | | | 232,045 |

Form 990PF Part IV - Capital Gains and Losses for Tax on Investment Income - Columns i - l

| Complete only for assets showing gain in column (h) and owned by the foundation on 12/31/69 | | | (l) Gains (Col. (h) gain minus col. (k), but not less than -0-) or Losses (from col.(h)) |
|---|--------------------------------------|---|--|
| (i) F.M.V. as of 12/31/69 | (j) Adjusted basis as of 12/31/69 | (k) Excess of col. (i) over col. (j), if any | |
| | | | 24 |
| | | | 86,811 |
| | | | 30,148 |
| | | | 87,133 |
| | | | 9,516 |
| | | | 113,935 |
| | | | 52,545 |
| | | | 30,960 |
| | | | |
| | | | |

Form 990PF Part IV - Capital Gains and Losses for Tax on Investment Income - Columns a - d

[illegible]**Form 990PF Part IV - Capital Gains and Losses for Tax on Investment Income - Columns e - h**[illegible]

Form 990PF Part IV - Capital Gains and Losses for Tax on Investment Income - Columns i - l

[illegible]

| List and describe the kind(s) of property sold (e.g., real estate, (a) 2-story brick warehouse; or common stock, 200 shs. MLC Co.) | (b) How acquired P—Purchase D—Donation | (c) Date acquired (mo., day, yr.) | (d) Date sold (mo., day, yr.) |
|---|---|---|-------------------------------------|
| CAPITAL GAIN DIVIDENDS | P | | |
| CAPITAL GAIN DIVIDENDS | P | | |
| CAPITAL GAIN DIVIDENDS | P | | |
| CAPITAL GAIN DIVIDENDS | P | | |
| CAPITAL GAIN DIVIDENDS | P | | |
| CAPITAL GAIN DIVIDENDS | P | | |
| CAPITAL GAIN DIVIDENDS | P | | |
| CAPITAL GAIN DIVIDENDS | P | | |
| CAPITAL GAIN DIVIDENDS | P | | |
| CAPITAL GAIN DIVIDENDS | P | | |

[illegible][illegible]

| List and describe the kind(s) of property sold (e.g., real estate, (a) 2-story brick warehouse; or common stock, 200 shs. MLC Co.) | (b) How acquired P—Purchase D—Donation | (c) Date acquired (mo., day, yr.) | (d) Date sold (mo., day, yr.) |
|---|---|---|-------------------------------------|
| CAPITAL GAIN DIVIDENDS | P | | |
| CAPITAL GAIN DIVIDENDS | P | | |
| CAPITAL GAIN DIVIDENDS | P | | |
| CAPITAL GAIN DIVIDENDS | P | | |
| CAPITAL GAIN DIVIDENDS | P | | |
| CAPITAL GAIN DIVIDENDS | P | | |
| CAPITAL GAIN DIVIDENDS | P | | |
| CAPITAL GAIN DIVIDENDS | P | | |
| CAPITAL GAIN DIVIDENDS | P | | |
| CAPITAL GAIN DIVIDENDS | P | | |
| CAPITAL GAIN DIVIDENDS | P | | |
| CAPITAL GAIN DIVIDENDS | P | | |

[illegible][illegible]

| List and describe the kind(s) of property sold (e.g., real estate, (a) 2-story brick warehouse; or common stock, 200 shs. MLC Co.) | (b) How acquired P—Purchase D—Donation | (c) Date acquired (mo., day, yr.) | (d) Date sold (mo., day, yr.) |
|---|---|---|-------------------------------------|
| CAPITAL GAIN DIVIDENDS | P | | |
| CAPITAL GAIN DIVIDENDS | P | | |
| CAPITAL GAIN DIVIDENDS | P | | |
| CAPITAL GAIN DIVIDENDS | P | | |
| CAPITAL GAIN DIVIDENDS | P | | |
| CAPITAL GAIN DIVIDENDS | P | | |
| CAPITAL GAIN DIVIDENDS | P | | |
| CAPITAL GAIN DIVIDENDS | P | | |
| CAPITAL GAIN DIVIDENDS | P | | |
| CAPITAL GAIN DIVIDENDS | P | | |
| CAPITAL GAIN DIVIDENDS | P | | |
| CAPITAL GAIN DIVIDENDS | P | | |

[illegible][illegible]

| List and describe the kind(s) of property sold (e.g., real estate, (a) 2-story brick warehouse; or common stock, 200 shs. MLC Co.) | (b) How acquired P—Purchase D—Donation | (c) Date acquired (mo., day, yr.) | (d) Date sold (mo., day, yr.) |
|---|---|---|-------------------------------------|
| CAPITAL GAIN DIVIDENDS | P | | |
| CAPITAL GAIN DIVIDENDS | P | | |
| CAPITAL GAIN DIVIDENDS | P | | |
| CAPITAL GAIN DIVIDENDS | P | | |
| CAPITAL GAIN DIVIDENDS | P | | |
| CAPITAL GAIN DIVIDENDS | P | | |
| CAPITAL GAIN DIVIDENDS | P | | |
| CAPITAL GAIN DIVIDENDS | P | | |
| CAPITAL GAIN DIVIDENDS | P | | |
| CAPITAL GAIN DIVIDENDS | P | | |
| CAPITAL GAIN DIVIDENDS | P | | |
| CAPITAL GAIN DIVIDENDS | P | | |

[illegible][illegible]

| List and describe the kind(s) of property sold (e.g., real estate, (a) 2-story brick warehouse; or common stock, 200 shs. MLC Co.) | (b) How acquired P—Purchase D—Donation | (c) Date acquired (mo., day, yr.) | (d) Date sold (mo., day, yr.) |
|---|---|---|-------------------------------------|
| CAPITAL GAIN DIVIDENDS | P | | |
| CAPITAL GAIN DIVIDENDS | P | | |
| CAPITAL GAIN DIVIDENDS | P | | |
| CAPITAL GAIN DIVIDENDS | P | | |
| CAPITAL GAIN DIVIDENDS | P | | |
| CAPITAL GAIN DIVIDENDS | P | | |
| CAPITAL GAIN DIVIDENDS | P | | |
| CAPITAL GAIN DIVIDENDS | P | | |
| CAPITAL GAIN DIVIDENDS | P | | |
| CAPITAL GAIN DIVIDENDS | P | | |
| CAPITAL GAIN DIVIDENDS | P | | |
| CAPITAL GAIN DIVIDENDS | P | | |

[illegible][illegible]

| List and describe the kind(s) of property sold (e.g., real estate, (a) 2-story brick warehouse; or common stock, 200 shs. MLC Co.) | (b) How acquired P—Purchase D—Donation | (c) Date acquired (mo., day, yr.) | (d) Date sold (mo., day, yr.) |
|---|---|---|-------------------------------------|
| CAPITAL GAIN DIVIDENDS | P | | |
| CAPITAL GAIN DIVIDENDS | P | | |
| CAPITAL GAIN DIVIDENDS | P | | |
| CAPITAL GAIN DIVIDENDS | P | | |
| CAPITAL GAIN DIVIDENDS | P | | |
| CAPITAL GAIN DIVIDENDS | P | | |
| CAPITAL GAIN DIVIDENDS | P | | |
| CAPITAL GAIN DIVIDENDS | P | | |
| CAPITAL GAIN DIVIDENDS | P | | |
| CAPITAL GAIN DIVIDENDS | P | | |

[illegible][illegible]

| List and describe the kind(s) of property sold (e.g., real estate, (a) 2-story brick warehouse; or common stock, 200 shs. MLC Co.) | (b) How acquired P—Purchase D—Donation | (c) Date acquired (mo., day, yr.) | (d) Date sold (mo., day, yr.) |
|---|---|---|-------------------------------------|
| CAPITAL GAIN DIVIDENDS | P | | |
| CAPITAL GAIN DIVIDENDS | P | | |
| CAPITAL GAIN DIVIDENDS | P | | |
| CAPITAL GAIN DIVIDENDS | P | | |
| CAPITAL GAIN DIVIDENDS | P | | |
| CAPITAL GAIN DIVIDENDS | P | | |
| CAPITAL GAIN DIVIDENDS | P | | |
| CAPITAL GAIN DIVIDENDS | P | | |
| CAPITAL GAIN DIVIDENDS | P | | |
| CAPITAL GAIN DIVIDENDS | P | | |

[illegible][illegible]

| List and describe the kind(s) of property sold (e.g., real estate, (a) 2-story brick warehouse; or common stock, 200 shs. MLC Co.) | (b) How acquired P—Purchase D—Donation | (c) Date acquired (mo., day, yr.) | (d) Date sold (mo., day, yr.) |
|---|---|---|-------------------------------------|
| CAPITAL GAIN DIVIDENDS | P | | |
| CAPITAL GAIN DIVIDENDS | P | | |
| CAPITAL GAIN DIVIDENDS | P | | |
| CAPITAL GAIN DIVIDENDS | P | | |
| CAPITAL GAIN DIVIDENDS | P | | |
| CAPITAL GAIN DIVIDENDS | P | | |
| CAPITAL GAIN DIVIDENDS | P | | |
| CAPITAL GAIN DIVIDENDS | P | | |
| CAPITAL GAIN DIVIDENDS | P | | |
| CAPITAL GAIN DIVIDENDS | P | | |

[illegible][illegible]

| List and describe the kind(s) of property sold (e.g., real estate, (a) 2-story brick warehouse; or common stock, 200 shs. MLC Co.) | (b) How acquired P—Purchase D—Donation | (c) Date acquired (mo., day, yr.) | (d) Date sold (mo., day, yr.) |
|---|---|---|-------------------------------------|
| CAPITAL GAIN DIVIDENDS | P | | |
| CAPITAL GAIN DIVIDENDS | P | | |
| CAPITAL GAIN DIVIDENDS | P | | |
| CAPITAL GAIN DIVIDENDS | P | | |
| CAPITAL GAIN DIVIDENDS | P | | |
| CAPITAL GAIN DIVIDENDS | P | | |
| CAPITAL GAIN DIVIDENDS | P | | |
| CAPITAL GAIN DIVIDENDS | P | | |
| CAPITAL GAIN DIVIDENDS | P | | |
| CAPITAL GAIN DIVIDENDS | P | | |

[illegible][illegible]

| List and describe the kind(s) of property sold (e.g., real estate, (a) 2-story brick warehouse; or common stock, 200 shs. MLC Co.) | (b) How acquired P—Purchase D—Donation | (c) Date acquired (mo., day, yr.) | (d) Date sold (mo., day, yr.) |
|---|---|---|-------------------------------------|
| CAPITAL GAIN DIVIDENDS | P | | |
| CAPITAL GAIN DIVIDENDS | P | | |
| CAPITAL GAIN DIVIDENDS | P | | |
| CAPITAL GAIN DIVIDENDS | P | | |
| CAPITAL GAIN DIVIDENDS | P | | |
| CAPITAL GAIN DIVIDENDS | P | | |
| CAPITAL GAIN DIVIDENDS | P | | |
| CAPITAL GAIN DIVIDENDS | P | | |
| CAPITAL GAIN DIVIDENDS | P | | |
| CAPITAL GAIN DIVIDENDS | P | | |

[illegible][illegible]

| List and describe the kind(s) of property sold (e.g., real estate, (a) 2-story brick warehouse; or common stock, 200 shs. MLC Co.) | (b) How acquired P—Purchase D—Donation | (c) Date acquired (mo., day, yr.) | (d) Date sold (mo., day, yr.) |
|---|---|---|-------------------------------------|
| CAPITAL GAIN DIVIDENDS | P | | |
| CAPITAL GAIN DIVIDENDS | P | | |
| CAPITAL GAIN DIVIDENDS | P | | |
| CAPITAL GAIN DIVIDENDS | P | | |
| CAPITAL GAIN DIVIDENDS | P | | |
| CAPITAL GAIN DIVIDENDS | P | | |
| CAPITAL GAIN DIVIDENDS | P | | |
| CAPITAL GAIN DIVIDENDS | P | | |
| CAPITAL GAIN DIVIDENDS | P | | |
| CAPITAL GAIN DIVIDENDS | P | | |

[illegible][illegible]

| List and describe the kind(s) of property sold (e.g., real estate, (a) 2-story brick warehouse; or common stock, 200 shs. MLC Co.) | (b) How acquired P—Purchase D—Donation | (c) Date acquired (mo., day, yr.) | (d) Date sold (mo., day, yr.) |
|---|---|---|-------------------------------------|
| CAPITAL GAIN DIVIDENDS | P | | |
| CAPITAL GAIN DIVIDENDS | P | | |
| CAPITAL GAIN DIVIDENDS | P | | |
| CAPITAL GAIN DIVIDENDS | P | | |
| CAPITAL GAIN DIVIDENDS | P | | |
| CAPITAL GAIN DIVIDENDS | P | | |
| CAPITAL GAIN DIVIDENDS | P | | |
| CAPITAL GAIN DIVIDENDS | P | | |
| CAPITAL GAIN DIVIDENDS | P | | |
| CAPITAL GAIN DIVIDENDS | P | | |

[illegible][illegible]

| List and describe the kind(s) of property sold (e.g., real estate, (a) 2-story brick warehouse; or common stock, 200 shs. MLC Co.) | (b) How acquired P—Purchase D—Donation | (c) Date acquired (mo., day, yr.) | (d) Date sold (mo., day, yr.) |
|---|---|---|-------------------------------------|
| CAPITAL GAIN DIVIDENDS | P | | |
| CAPITAL GAIN DIVIDENDS | P | | |
| CAPITAL GAIN DIVIDENDS | P | | |
| CAPITAL GAIN DIVIDENDS | P | | |
| CAPITAL GAIN DIVIDENDS | P | | |
| CAPITAL GAIN DIVIDENDS | P | | |
| CAPITAL GAIN DIVIDENDS | P | | |
| CAPITAL GAIN DIVIDENDS | P | | |
| CAPITAL GAIN DIVIDENDS | P | | |
| CAPITAL GAIN DIVIDENDS | P | | |

[illegible][illegible]

| List and describe the kind(s) of property sold (e.g., real estate, (a) 2-story brick warehouse; or common stock, 200 shs. MLC Co.) | (b) How acquired P—Purchase D—Donation | (c) Date acquired (mo., day, yr.) | (d) Date sold (mo., day, yr.) |
|---|---|---|-------------------------------------|
| CAPITAL GAIN DIVIDENDS | P | | |
| CAPITAL GAIN DIVIDENDS | P | | |
| CAPITAL GAIN DIVIDENDS | P | | |
| CAPITAL GAIN DIVIDENDS | P | | |
| CAPITAL GAIN DIVIDENDS | P | | |
| CAPITAL GAIN DIVIDENDS | P | | |
| CAPITAL GAIN DIVIDENDS | P | | |
| CAPITAL GAIN DIVIDENDS | P | | |
| CAPITAL GAIN DIVIDENDS | P | | |
| CAPITAL GAIN DIVIDENDS | P | | |

[illegible][illegible]

Form 990PF Part IV - Capital Gains and Losses for Tax on Investment Income - Columns a - d

| List and describe the kind(s) of property sold (e.g., real estate, (a) 2-story brick warehouse; or common stock, 200 shs. MLC Co.) | (b) How acquired P—Purchase D—Donation | (c) Date acquired (mo., day, yr.) | (d) Date sold (mo., day, yr.) |
|--|--|--|--|
| CAPITAL GAIN DIVIDENDS | P | | |
| CAPITAL GAIN DIVIDENDS | P | | |
| CAPITAL GAIN DIVIDENDS | P | | |
| CAPITAL GAIN DIVIDENDS | P | | |
| CAPITAL GAIN DIVIDENDS | P | | |
| CAPITAL GAIN DIVIDENDS | P | | |

Form 990PF Part IV - Capital Gains and Losses for Tax on Investment Income - Columns e - h

| (e) Gross sales price | Depreciation allowed (f) (or allowable) | Cost or other basis (g) plus expense of sale | Gain or (loss) (h) (e) plus (f) minus (g) |
|------------------------------|---|--|---|
| | | | 232,045 |
| | | | 232,045 |
| | | | 232,045 |
| | | | 232,045 |
| | | | 232,045 |
| | | | 232,045 |

Form 990PF Part IV - Capital Gains and Losses for Tax on Investment Income - Columns i - l

| Complete only for assets showing gain in column (h) and owned by the foundation on 12/31/69 | | | (l) Gains (Col. (h) gain minus col. (k), but not less than -0-) or Losses (from col.(h)) |
|---|---|--|---|
| (i) F.M.V. as of 12/31/69 | Adjusted basis (j) as of 12/31/69 | Excess of col. (i) (k) over col. (j), if any | |
| | | | |
| | | | |
| | | | |
| | | | |
| | | | |

TY 2020 Accounting Fees Schedule**Name:** BROWN DANA CHARITABLE TRUST**EIN:** 43-6531876

| Category | Amount | Net Investment Income | Adjusted Net Income | Disbursements for Charitable Purposes |
|--------------------------------|---------------|----------------------------------|--------------------------------|--|
| TAX PREPARATION FEE (NON-ALLOC | 36,160 | | | 36,160 |

TY 2020 Investments Corporate Bonds Schedule

Name: BROWN DANA CHARITABLE TRUST

EIN: 43-6531876

Investments Corporate Bonds Schedule

| Name of Bond | End of Year Book Value | End of Year Fair Market Value |
|--------------------------------|------------------------|-------------------------------|
| 25468PCN4 WALT DISNEY CO MTN | 254,268 | 250,780 |
| 12189LAM3 BURLINGTN NORTH | 254,558 | 259,880 |
| 064159FL5 BANK NOVA SCOTIA | 252,323 | 250,348 |
| 806854AH8 SCHLUMBERGER INV | 259,010 | 266,990 |
| 037833BU3 APPLE INC | 256,095 | 259,635 |
| 693476BN2 PNC FUNDING CORP | 256,268 | 254,585 |
| 36962G4R2 GEN ELEC CAP CRP MTN | | |
| 68389XAU9 ORACLE CORP | 255,168 | 267,993 |
| 05565QBZ0 BP CAPITAL PLC | 258,840 | 255,885 |
| 084670BC1 BERKSHIRE HATHWY | 259,323 | 251,073 |
| 670678390 NUVEEN STRATEGIC INC | 877,675 | 983,799 |
| 72369L107 PIONEER ILS INTERVAL | 300,000 | 273,679 |
| 258620103 DOUBLELINE TOTAL RET | | |
| 693390882 P I M C O FOREIGN BO | 516,807 | 540,337 |
| 057071854 BAIRD AGGREGATE BOND | 750,000 | 786,986 |
| 87234N765 TCW EMERGING MARKETS | | |
| 464288687 ISHARES S P U S PRE | | |
| 31420B300 FEDERATED INST HI YL | 1,800,000 | 1,884,176 |
| 46625HRS1 JPMORGAN CHASE CO | 244,185 | 272,145 |
| 670700400 NUVEEN PREFERRED SEC | 208,129 | 232,508 |

Investments Corporate Bonds Schedule

| Name of Bond | End of Year Book Value | End of Year Fair Market Value |
|--------------------------------|-------------------------------|--------------------------------------|
| 961214DK6 WESTPAC BANKING | 246,075 | 276,595 |
| 13161T401 CALVERT SHORT DURATI | 502,283 | 526,730 |
| 375558AZ6 GILEAD SCIENCES INC | 251,640 | 271,045 |

TY 2020 Investments Corporate Stock Schedule

Name: BROWN DANA CHARITABLE TRUST
 EIN: 43-6531876

Investments Corporation Stock Schedule

| Name of Stock | End of Year Book Value | End of Year Fair Market Value |
|--------------------------------|------------------------|-------------------------------|
| 149498107 CAUSEWAY EMERGING MA | 1,104,948 | 1,679,718 |
| 29875E100 AMERICAN EUROPACIFIC | 1,082,517 | 1,894,898 |
| 30303M102 FACEBOOK INC A | 175,302 | 695,420 |
| 438516106 HONEYWELL INTERNATIO | 242,915 | 548,375 |
| 92343V104 VERIZON COMMUNICATIO | 397,192 | 616,330 |
| 46625H100 J P MORGAN CHASE CO | 171,371 | 1,555,400 |
| 00769G543 CAMBIAR INTL EQUITY | | |
| 02079K305 ALPHABET INC CL A | 632,051 | 2,441,790 |
| 315920686 FIDELITY ADV DIVERS | | |
| 56585A102 MARATHON PETROLEUM C | 61,123 | 90,630 |
| 907818108 UNION PACIFIC CORP | 216,906 | 549,825 |
| 461202103 INTUIT INC | 105,303 | 490,170 |
| 779556109 ROWE T PRICE MID-CAP | 1,050,000 | 1,573,507 |
| 03027X100 AMERICAN TOWER CORP | 719,502 | 2,026,050 |
| 30231G102 EXXON MOBIL CORP | 146,411 | 258,628 |
| 91324P102 UNITED HEALTH GROUP | 278,066 | 921,012 |
| 670678507 NUVEEN REAL ESTATE S | | |
| 00206R102 ATT INC | 140,750 | 143,900 |
| 002824100 ABBOTT LABORATORIES | 217,072 | 927,440 |
| 931142103 WAL MART STORES INC | 175,665 | 916,630 |
| 156782104 CERNER CORP COM | | |
| 87612E106 TARGET CORP | 177,290 | 1,208,700 |
| 46434V803 ISHARES CURRENCY HED | 834,880 | 1,039,200 |
| 29250N105 ENBRIDGE INC | 109,345 | 180,180 |
| 037833100 APPLE INC | 155,897 | 4,793,600 |
| 713448108 PEPSICO INC | 131,160 | 740,850 |
| 717081103 PFIZER INC | 247,429 | 783,200 |
| 654106103 NIKE INC | 28,387 | 308,980 |
| 375558103 GILEAD SCIENCES INC | 138,895 | 275,440 |
| 023135106 AMAZON.COM INC | 816,287 | 3,096,144 |

Investments Corporation Stock Schedule

| Name of Stock | End of Year Book Value | End of Year Fair Market Value |
|--------------------------------|------------------------|-------------------------------|
| 755111507 RAYTHEON COMPANY | | |
| 65339F101 NEXTERA ENERGY INC | 70,450 | 146,560 |
| 808513105 SCHWAB CHARLES CORP | 367,918 | 728,100 |
| 949746101 WELLS FARGO CO | | |
| G1151C101 ACCENTURE PLC CL A | 177,292 | 1,768,740 |
| 084670702 BERKSHIRE HATHAWAY I | 196,123 | 694,800 |
| 464287465 ISHARES MSCI EAFE ET | 1,171,521 | 1,577,600 |
| 166764100 CHEVRON CORPORATION | 205,241 | 523,700 |
| 02079K107 ALPHABET INC CL C | 259,599 | 1,253,160 |
| 233051200 DB X TRACKERS MSCI E | 461,170 | 675,540 |
| 06828M876 BARON EMERGING MARKE | 976,793 | 1,780,283 |
| 913017109 UNITED TECHNOLOGIES | | |
| 053015103 AUTOMATIC DATA PROCE | 139,643 | 794,480 |
| 17275R102 CISCO SYSTEMS INC | 197,798 | 795,000 |
| 086516101 BEST BUY CO INC | | |
| 09062X103 BIOGEN, INC | | |
| 458140100 INTEL CORP | 266,797 | 842,100 |
| 437076102 HOME DEPOT INC | 244,675 | 478,335 |
| 559222401 MAGNA INTL INC CL | 494,389 | 926,400 |
| 097023105 BOEING CO | 239,911 | 479,120 |
| 110122108 BRISTOL MYERS SQUIBB | | |
| 369550108 GENERAL DYNAMICS COR | 84,960 | 564,780 |
| 478160104 JOHNSON JOHNSON | 526,754 | 1,317,920 |
| 742718109 PROCTER GAMBLE CO | 107,318 | 607,185 |
| 806857108 SCHLUMBERGER LTD | 64,250 | 160,050 |
| 872540109 TJX COMPANIES INC | | |
| 548661107 LOWES CO INC | 12,203 | 193,970 |
| 278865100 ECOLAB INC | 201,266 | 288,358 |
| 68389X105 ORACLE CORPORATION | 87,550 | 389,200 |
| 151020104 CELGENE CORPORATION | | |

Investments Corporation Stock Schedule

| Name of Stock | End of Year Book Value | End of Year Fair Market Value |
|--------------------------------|------------------------|-------------------------------|
| 22160K105 COSTCO WHSL CORP | 518,473 | 1,384,845 |
| 609207105 MONDELEZ INTERNATION | 132,824 | 218,540 |
| 88579Y101 3M CO | 173,707 | 496,575 |
| 92826C839 VISA INC | 140,047 | 467,640 |
| 459200101 INTERNATIONAL BUSINE | 167,138 | 293,180 |
| 918204108 V F CORP | 78,024 | 369,180 |
| 031162100 AMGEN INC | 222,865 | 1,096,875 |
| 38141G104 GOLDMAN SACHS GROUP | 337,504 | 948,825 |
| 46434G103 ISHARES CORE MSCI EM | 858,030 | 1,339,800 |
| 00287Y109 ABBVIE INC | 38,189 | 563,200 |
| 921937686 VANGUARD SMALL CAP V | 550,000 | 818,351 |
| 191216100 COCA COLA COMPANY | 114,307 | 162,330 |
| 842587107 SOUTHERN CO | 218,050 | 311,082 |
| 418056107 HASBRO INC | | |
| 594918104 MICROSOFT CORP | 183,917 | 4,063,500 |
| 452308109 ILLINOIS TOOL WORKSI | 162,880 | 782,460 |
| 747525103 QUALCOMM INC | 168,852 | 714,650 |
| 91913Y100 VALERO ENERGY CORP | 98,194 | 156,160 |
| 77957Y106 T ROWE PRICE MID CAP | 172,964 | 308,839 |
| 024835100 AMERICAN CAMPUS COMM | | |
| 922908553 VANGUARD REIT ETF | 1,098,008 | 1,374,165 |
| 060505104 BANK OF AMERICA CORP | 171,220 | 288,610 |
| 055622104 BP PLC SPONS A D R | | |
| 922908645 VANGUARD MID-CAP IND | 1,250,000 | 1,790,582 |
| 19765P596 COLUMBIA SMALL CAP G | 300,000 | 499,668 |
| 464287804 I SHARES S P SMALLC | | |
| 74254V273 PRINCIPAL GL R E SEC | | |
| 26614N102 DUPONT DE NEMOURS IN | | |
| 260557103 DOW INC | 55,443 | 94,920 |
| 412295107 HARDING LOEVNER INTL | 854,801 | 1,200,946 |

Investments Corporation Stock Schedule

| Name of Stock | End of Year Book Value | End of Year Fair Market Value |
|--------------------------------|-------------------------------|--------------------------------------|
| 75513E101 RAYTHEON TECHNOLOGIE | 92,390 | 426,550 |
| 14448C104 CARRIER GLOBAL CORPO | | |
| 68902V107 OTIS WORLDWIDE CORP | | |
| 110122157 BRISTOL MYERS SQUIBB | | |
| 79466L302 SALESFORCE COM INC | 453,694 | 488,540 |
| H1467J104 CHUBB LTD | 116,622 | 158,940 |
| 285512109 ELECTRONIC ARTS INC | 262,517 | 287,660 |
| 89400J107 TRANSUNION | 219,903 | 274,525 |
| 87918A105 TELADOC INC | 394,062 | 332,580 |

TY 2020 Investments - Other Schedule

Name: BROWN DANA CHARITABLE TRUST
EIN: 43-6531876

Investments Other Schedule 2

| Category/ Item | Listed at Cost or FMV | Book Value | End of Year Fair Market Value |
|--------------------------------|-----------------------|------------|-------------------------------|
| 98MSCFFV9 IDR CORE EQUITY RE S | AT COST | 193,041 | 370,749 |
| 90056784 NORTHSTAR SEIDLER MEZ | | | |
| 543495691 LOOMIS SAYLES GLOBAL | | | |
| 87245P684 TIAA CREF BOND PLUS | AT COST | 1,834,381 | 1,948,556 |
| 4642879AD PUT ON EEM 08/05/19 | | | |
| 6488159AB PUT ON SPX 08/05/19 | | | |
| 4642879A9 PUT ON EFA 08/05/19 | | | |
| 87245P668 TIAA CREF INFLATION | | | |
| 4642879ABW PUT ON EFA 08/05/19 | | | |
| 4642879ACB CALL ON EFA 08/05/1 | | | |
| 4642879ACW CALL ON EFA 08/05/1 | | | |
| 4642879AKB CALL ON EEM 08/05/1 | | | |
| 4642879AXW CALL ON EEM 08/05/1 | | | |
| 4642879AZW PUT ON EEM 08/05/19 | | | |
| 6488159ABW PUT ON SPX 08/05/19 | | | |
| 6488159ACB CALL ON SPX 08/05/1 | | | |
| 6488159ACW CALL ON SPX 08/05/1 | | | |
| 46434G9TA PUT ON IEMG 08/05/20 | | | |
| 922908686 VANGUARD SMALL CAP I | AT COST | 525,000 | 822,117 |
| 46435GAA0 ISHARES IBONDS DEC 2 | AT COST | 551,805 | 558,810 |
| 4642879TA CALL ON EEM 09/14/16 | | | |
| 921910501 VANGUARD INTL GRWTH | AT COST | 1,230,000 | 1,846,623 |
| 6488159TA PUT ON SPX 08/05/20 | | | |
| 46434VBD1 ISHARES IBONDS DEC 2 | AT COST | 569,885 | 566,790 |
| 46435UAA9 ISHRS IBNDS DEC 27 C | AT COST | 571,130 | 568,050 |
| 0378339HZWCALL ON AAPL 08/05/ | | | |
| 00287Y9HZWCALL ON ABBV 08/05/ | | | |
| 0028249HZWCALL ON ABT 08/05/2 | | | |
| G1151C9HZWCALL ON ACN 08/05/2 | | | |
| 6488159TAWPUT ON SPX 08/05/20 | | | |

Investments Other Schedule 2

| Category/ Item | Listed at Cost or FMV | Book Value | End of Year Fair Market Value |
|-------------------------------|-----------------------|------------|-------------------------------|
| 0530159HZWCALL ON ADP 08/05/2 | | | |
| 0311629HZWCALL ON AMGN 08/05/ | | | |
| 0231359HZWCALL ON AMZN 08/05/ | | | |
| 0970239HZWCALL ON BA 08/05/20 | | | |
| 0605059HZWCALL ON BAC 08/05/2 | | | |
| 0865169HZWCALL ON BBY 08/05/2 | | | |
| 09062X9HZWCALL ON BIIB 08/05/ | | | |
| 1101229HZWCALL ON BMY 08/05/2 | | | |
| 0846709HZWCALL ON BRKB 08/05/ | | | |
| 1567829HZWCALL ON CERN 08/05/ | | | |
| 22160K9HZWCALL ON COST 08/05/ | | | |
| 17275R9HZWCALL ON CSCO 08/05/ | | | |
| 1667649HZWCALL ON CVX 08/05/2 | | | |
| 26614N9HZWCALL ON DD 08/05/20 | | | |
| 2605579HZWCALL ON DOW 08/05/2 | | | |
| 2788659HZWCALL ON ECL 08/05/2 | | | |
| 4642879H2WCALL ON EFA 08/05/2 | | | |
| 30303M9HZWCALL ON FB 08/05/20 | | | |
| 3695509HZWCALL ON GD 08/05/20 | | | |
| 3755589HZWCALL ON GILD 08/05/ | | | |
| 02079K9H1WCALL ON GOOG 08/05/ | | | |
| 4642879TAWPUT ON EFA 08/05/20 | | | |
| 02079K9HZWCALL ON GOOGL 08/05 | | | |
| 38141G9HZWCALL ON GS 08/05/20 | | | |
| 4180569HZWCALL ON HAS 08/05/2 | | | |
| 4370769HZWCALL ON HD 08/05/20 | | | |
| 4385169HZWCALL ON HON 08/05/2 | | | |
| 4592009HZWCALL ON IBM 08/05/2 | | | |
| 46434G9HZWCALL ON IEMG 08/05/ | | | |
| 4581409HZWCALL ON INTC 08/05/ | | | |

Investments Other Schedule 2

| Category/ Item | Listed at Cost or FMV | Book Value | End of Year Fair Market Value |
|-------------------------------|-----------------------|------------|-------------------------------|
| 4612029HZWCALL ON INTU 08/05/ | | | |
| 4523089HZWCALL ON ITW 08/05/2 | | | |
| 4781609HZWCALL ON JNJ 08/05/2 | | | |
| 46625H9HZWCALL ON JPM 08/05/2 | | | |
| 1912169HZWCALL ON KO 08/05/20 | | | |
| 5486619HZWCALL ON LOW 08/05/2 | | | |
| 6092079HZWCALL ON MDLZ 08/05/ | | | |
| 88579Y9HZWCALL ON MMM 08/05/2 | | | |
| 56585A9HZWCALL ON MPC 08/05/2 | | | |
| 5949189HZWCALL ON MSFT 08/05/ | | | |
| 46434G9TAWPUT ON IEMG 08/05/2 | | | |
| 65339F9HZWCALL ON NEE 08/05/2 | | | |
| 6541069HZWCALL ON NKE 08/05/2 | | | |
| 68389X9HZWCALL ON ORCL 08/05/ | | | |
| 7134489HZWCALL ON PEP 08/05/2 | | | |
| 7170819HZWCALL ON PFE 08/05/2 | | | |
| 7427189HZWCALL ON PG 08/05/20 | | | |
| 7475259HZWCALL ON QCOM 08/05/ | | | |
| 7551119HZWCALL ON RTX2 08/05/ | | | |
| 8085139HZWCALL ON SCHW 08/05/ | | | |
| 8068579HZWCALL ON SLB 08/05/2 | | | |
| 8425879HZWCALL ON SO 08/05/20 | | | |
| 00206R9HZWCALL ON T 08/05/20 | | | |
| 87612E9HZWCALL ON TGT 08/05/2 | | | |
| 8725409HZWCALL ON TJX 08/05/2 | | | |
| 91324P9HZWCALL ON UNH 08/05/2 | | | |
| 9078189HZWCALL ON UNP 08/05/2 | | | |
| 9130179HZWCALL ON RTX3 08/05/ | | | |
| 92826C9HZWCALL ON V 08/05/20 | | | |
| 9182049HZWCALL ON VFC 08/05/2 | | | |

Investments Other Schedule 2

| Category/ Item | Listed at Cost or FMV | Book Value | End of Year Fair Market Value |
|--------------------------------|------------------------------|-------------------|--------------------------------------|
| 91913Y9HZWCALL ON VLO 08/05/2 | | | |
| 92343V9HZWCALL ON VZ 08/05/20 | | | |
| 9497469HZWCALL ON WFC 08/05/2 | | | |
| 9311429HZWCALL ON WMT 08/05/2 | | | |
| 30231G9HZWCALL ON XOM 08/05/2 | | | |
| 46435U515 ISHARES IBONDS DEC 2 | AT COST | 617,110 | 606,900 |
| 921937819 VANGUARD INTERMEDIAT | AT COST | 655,738 | 629,720 |
| 74440B884 PGIM TOTAL RETURN BO | AT COST | 500,000 | 490,320 |
| 464288646 ISHARES BARCLAYS 1 3 | AT COST | 549,550 | 548,100 |
| 46432F842 ISHARES CORE MSCI EA | AT COST | 411,895 | 486,590 |

TY 2020 Other Decreases Schedule**Name:** BROWN DANA CHARITABLE TRUST**EIN:** 43-6531876

| Description | Amount |
|-------------------------------------|--------|
| ROC ADJUSTMENT | 878 |
| PARTNERSHIP DISTRIBUTION ADJUSTMENT | 4,073 |
| COST BASIS ADJUSTMENT | 3,180 |

TY 2020 Other Expenses Schedule**Name:** BROWN DANA CHARITABLE TRUST**EIN:** 43-6531876**Other Expenses Schedule**

| Description | Revenue and Expenses per Books | Net Investment Income | Adjusted Net Income | Disbursements for Charitable Purposes |
|----------------------|--------------------------------------|--------------------------|------------------------|---|
| PARTNERSHIP EXPENSES | 2,083 | 2,083 | | 0 |
| OTHER MISC EXPENSES | 11,182 | 0 | | 0 |
| ADR FEES | 50 | 50 | | 0 |

TY 2020 Other Income Schedule**Name:** BROWN DANA CHARITABLE TRUST**EIN:** 43-6531876**Other Income Schedule**

| Description | Revenue And Expenses Per Books | Net Investment Income | Adjusted Net Income |
|--------------------|-----------------------------------|--------------------------|---------------------|
| FEE REFUND | 247 | 0 | |
| PARTNERSHIP INCOME | 6,156 | 6,156 | |

TY 2020 Taxes Schedule**Name:** BROWN DANA CHARITABLE TRUST**EIN:** 43-6531876**Taxes Schedule**

| Category | Amount | Net Investment Income | Adjusted Net Income | Disbursements for Charitable Purposes |
|-------------------------------|---------------|----------------------------------|--------------------------------|--|
| FOREIGN TAXES | 17,836 | 17,836 | | 0 |
| FEDERAL ESTIMATES - PRINCIPAL | 55,732 | 0 | | 0 |
| FOREIGN TAXES ON NONQUALIFIED | 1,060 | 1,060 | | 0 |