

efile GRAPHIC print - DO NOT PROCESS

As Filed Data -

DLN: 93491279011121

Form 990-PF

Department of the Treasury
Internal Revenue Service

Return of Private Foundation

or Section 4947(a)(1) Trust Treated as Private Foundation

▶ Do not enter social security numbers on this form as it may be made public.

▶ Go to www.irs.gov/Form990PF for instructions and the latest information.

OMB No. 1545-0052

2020

Open to Public Inspection

For calendar year 2020, or tax year beginning 06-01-2020

, and ending 05-31-2021

Name of foundation
HUDSON CHARITABLE TUW

Number and street (or P.O. box number if mail is not delivered to street address)
6325 S RAINBOW BLVD STE 300

City or town, state or province, country, and ZIP or foreign postal code
LAS VEGAS, NV 89118

G Check all that apply:

☐ Initial return

☐ Initial return of a former public charity

☐ Final return

☐ Amended return

☐ Address change

☐ Name change

H Check type of organization:

☒ Section 501(c)(3) exempt private foundation

☐ Section 4947(a)(1) nonexempt charitable trust

☐ Other taxable private foundation

I Fair market value of all assets at end of year (from Part II, col. (c), line 16) ▶ \$ 1,009,220

J Accounting method:

☐ Cash

☐ Accrual

☐ Other (specify) _____
(Part I, column (d) must be on cash basis.)

A Employer identification number
93-6195494

B Telephone number (see instructions)
(888) 730-4933

C If exemption application is pending, check here ▶ ☐

D 1. Foreign organizations, check here..... ▶ ☐

2. Foreign organizations meeting the 85% test, check here and attach computation ... ▶ ☐

E If private foundation status was terminated under section 507(b)(1)(A), check here ▶ ☐

F If the foundation is in a 60-month termination under section 507(b)(1)(B), check here ▶ ☐

Part I

Analysis of Revenue and Expenses (The total of amounts in columns (b), (c), and (d) may not necessarily equal the amounts in column (a) (see instructions).)

(a)

Revenue and expenses per books

(b)

Net investment income

(c)

Adjusted net income

(d)

Disbursements for charitable purposes (cash basis only)

Revenue

1

Contributions, gifts, grants, etc., received (attach schedule)

2

Check ▶ ☒ if the foundation is **not** required to attach Sch. B

3

Interest on savings and temporary cash investments

4

Dividends and interest from securities

21,870

21,870

5a

Gross rents

b

Net rental income or (loss) _____

6a

Net gain or (loss) from sale of assets not on line 10

40,598

b

Gross sales price for all assets on line 6a 327,038

7

Capital gain net income (from Part IV, line 2)

40,598

8

Net short-term capital gain

0

9

Income modifications

10a

Gross sales less returns and allowances _____

b

Less: Cost of goods sold

c

Gross profit or (loss) (attach schedule)

11

Other income (attach schedule)

12

Total. Add lines 1 through 11

62,468

62,468

Operating and Administrative Expenses

13

Compensation of officers, directors, trustees, etc.

13,924

12,531

1,392

14

Other employee salaries and wages

0

0

0

15

Pension plans, employee benefits

0

0

16a

Legal fees (attach schedule)

0

b

Accounting fees (attach schedule)

985

0

0

985

c

Other professional fees (attach schedule)

0

17

Interest

0

18

Taxes (attach schedule) (see instructions)

1,279

564

0

19

Depreciation (attach schedule) and depletion

0

0

20

Occupancy

21

Travel, conferences, and meetings

0

0

22

Printing and publications

0

0

23

Other expenses (attach schedule)

168

5

163

24

Total operating and administrative expenses. Add lines 13 through 23

16,356

13,100

0

2,540

25

Contributions, gifts, grants paid

38,000

38,000

26

Total expenses and disbursements. Add lines 24 and 25

54,356

13,100

0

40,540

27

Subtract line 26 from line 12:

a

Excess of revenue over expenses and disbursements

8,112

b

Net investment income (if negative, enter -0-)

49,368

c



Adjusted net income (if negative, enter -0-)

0



For Paperwork Reduction Act Notice, see instructions.

Cat. No. 11289X

Form 990-PF (2020)

| Part II Balance Sheets | | Attached schedules and amounts in the description column should be for end-of-year amounts only. (See instructions.) | | |
|--|--|--|----------------|-----------------------|
| | | Beginning of year | End of year | |
| | | (a) Book Value | (b) Book Value | (c) Fair Market Value |
| Assets | 1 Cash—non-interest-bearing | | 23 | 23 |
| | 2 Savings and temporary cash investments | 32,181 | 14,301 | 14,301 |
| | 3 Accounts receivable ▶ _____ Less: allowance for doubtful accounts ▶ _____ | | 0 | 0 |
| | 4 Pledges receivable ▶ _____ Less: allowance for doubtful accounts ▶ _____ | | | |
| | 5 Grants receivable | | | |
| | 6 Receivables due from officers, directors, trustees, and other disqualified persons (attach schedule) (see instructions) | | | |
| | 7 Other notes and loans receivable (attach schedule) ▶ _____ Less: allowance for doubtful accounts ▶ _____ 0 | | | |
| | 8 Inventories for sale or use | | | |
| | 9 Prepaid expenses and deferred charges | | | |
| | 10a Investments—U.S. and state government obligations (attach schedule) | | | |
| | b Investments—corporate stock (attach schedule) |  | 143,171 | 301,035 |
| | c Investments—corporate bonds (attach schedule) | | | |
| | 11 Investments—land, buildings, and equipment: basis ▶ _____ Less: accumulated depreciation (attach schedule) ▶ _____ | | | |
| | 12 Investments—mortgage loans | | | |
| | 13 Investments—other (attach schedule) | 695,308  | 579,518 | 693,861 |
| | 14 Land, buildings, and equipment: basis ▶ _____ Less: accumulated depreciation (attach schedule) ▶ _____ | | | |
| 15 Other assets (describe ▶ _____) | | | | |
| 16 Total assets (to be completed by all filers—see the instructions. Also, see page 1, item I) | 727,489 | 737,013 | 1,009,220 | |
| Liabilities | 17 Accounts payable and accrued expenses | | | |
| | 18 Grants payable | | | |
| | 19 Deferred revenue | | | |
| | 20 Loans from officers, directors, trustees, and other disqualified persons | | | |
| | 21 Mortgages and other notes payable (attach schedule) | | | |
| | 22 Other liabilities (describe ▶ _____) | | | |
| | 23 Total liabilities (add lines 17 through 22) | | 0 | |
| Net Assets or Fund Balances | Foundations that follow FASB ASC 958, check here ▶ <input type="checkbox"/> and complete lines 24, 25, 29 and 30. | | | |
| | 24 Net assets without donor restrictions | | | |
| | 25 Net assets with donor restrictions | | | |
| | Foundations that do not follow FASB ASC 958, check here ▶ <input checked="" type="checkbox"/> and complete lines 26 through 30. | | | |
| | 26 Capital stock, trust principal, or current funds | 727,489 | 737,013 | |
| | 27 Paid-in or capital surplus, or land, bldg., and equipment fund | | | |
| | 28 Retained earnings, accumulated income, endowment, or other funds | | | |
| 29 Total net assets or fund balances (see instructions) | 727,489 | 737,013 | | |
| 30 Total liabilities and net assets/fund balances (see instructions) . | 727,489 | 737,013 | | |

Part III Analysis of Changes in Net Assets or Fund Balances

| | | |
|---|----------|---------|
| 1 Total net assets or fund balances at beginning of year—Part II, column (a), line 29 (must agree with end-of-year figure reported on prior year's return) | 1 | 727,489 |
| 2 Enter amount from Part I, line 27a | 2 | 8,112 |
| 3 Other increases not included in line 2 (itemize) ▶ _____  | 3 | 1,598 |
| 4 Add lines 1, 2, and 3 | 4 | 737,199 |
| 5 Decreases not included in line 2 (itemize) ▶ _____  | 5 | 186 |
| 6 Total net assets or fund balances at end of year (line 4 minus line 5)—Part II, column (b), line 29 . | 6 | 737,013 |

Part IV Capital Gains and Losses for Tax on Investment Income

| (a) List and describe the kind(s) of property sold (e.g., real estate, 2-story brick warehouse; or common stock, 200 shs. MLC Co.) | (b) How acquired P—Purchase D—Donation | (c) Date acquired (mo., day, yr.) | (d) Date sold (mo., day, yr.) |
|--|---|---|-------------------------------------|
| 1a See Additional Data Table | | | |
| b | | | |
| c | | | |
| d | | | |
| e | | | |

| (e) Gross sales price | (f) Depreciation allowed (or allowable) | (g) Cost or other basis plus expense of sale | (h) Gain or (loss) (e) plus (f) minus (g) |
|------------------------------------|---|--|---|
| a See Additional Data Table | | | |
| b | | | |
| c | | | |
| d | | | |
| e | | | |

| Complete only for assets showing gain in column (h) and owned by the foundation on 12/31/69 | | | (l) Gains (Col. (h) gain minus col. (k), but not less than -0-) or Losses (from col.(h)) |
|---|---|--|---|
| (i) F.M.V. as of 12/31/69 | (j) Adjusted basis as of 12/31/69 | (k) Excess of col. (i) over col. (j), if any | |
| a See Additional Data Table | | | |
| b | | | |
| c | | | |
| d | | | |
| e | | | |

| | | |
|--|----------|--------|
| 2 Capital gain net income or (net capital loss) $\left\{ \begin{array}{l} \text{If gain, also enter in Part I, line 7} \\ \text{If (loss), enter -0- in Part I, line 7} \end{array} \right\}$ | 2 | 40,598 |
| | 3 | |
| 3 Net short-term capital gain or (loss) as defined in sections 1222(5) and (6): If gain, also enter in Part I, line 8, column (c) (see instructions). If (loss), enter -0- in Part I, line 8 | | |

Part V Qualification Under Section 4940(e) for Reduced Tax on Net Investment Income**SECTION 4940(e) REPEALED ON DECEMBER 20, 2019 - DO NOT COMPLETE**

| | | | |
|-----------------------------|-----------------|-----------------|-----------------|
| 1 Reserved | | | |
| (a) Reserved | (b) Reserved | (c) Reserved | (d) Reserved |
| | | | |
| | | | |
| | | | |
| | | | |
| | | | |
| 2 Reserved | 2 | | |
| 3 Reserved. | 3 | | |
| 4 Reserved | 4 | | |
| 5 Reserved | 5 | | |
| 6 Reserved | 6 | | |
| 7 Reserved | 7 | | |
| 8 Reserved , | 8 | | |

Part VI Excise Tax Based on Investment Income (Section 4940(a), 4940(b), 4940(e), or 4948—see instructions)

| | | | |
|-----------|---|-----------|-----|
| 1a | Exempt operating foundations described in section 4940(d)(2), check here <input type="checkbox"/> and enter "N/A" on line 1. Date of ruling or determination letter: _____ (attach copy of letter if necessary—see instructions) | | |
| b | Reserved. | 1 | 686 |
| c | All other domestic foundations enter 1.39% of line 27b. Exempt foreign organizations enter 4% of Part I, line 12, col. (b) | | |
| 2 | Tax under section 511 (domestic section 4947(a)(1) trusts and taxable foundations only. Others enter -0-) | 2 | 0 |
| 3 | Add lines 1 and 2. | 3 | 686 |
| 4 | Subtitle A (income) tax (domestic section 4947(a)(1) trusts and taxable foundations only. Others enter -0-) | 4 | 0 |
| 5 | Tax based on investment income. Subtract line 4 from line 3. If zero or less, enter -0-. | 5 | 686 |
| 6 | Credits/Payments: | | |
| a | 2020 estimated tax payments and 2019 overpayment credited to 2020 | 6a | 528 |
| b | Exempt foreign organizations—tax withheld at source | 6b | 0 |
| c | Tax paid with application for extension of time to file (Form 8868) | 6c | 0 |
| d | Backup withholding erroneously withheld | 6d | |
| 7 | Total credits and payments. Add lines 6a through 6d. | 7 | 528 |
| 8 | Enter any penalty for underpayment of estimated tax. Check here <input type="checkbox"/> if Form 2220 is attached. | 8 | 0 |
| 9 | Tax due. If the total of lines 5 and 8 is more than line 7, enter amount owed . | 9 | 158 |
| 10 | Overpayment. If line 7 is more than the total of lines 5 and 8, enter the amount overpaid . | 10 | |
| 11 | Enter the amount of line 10 to be: Credited to 2021 estimated tax 0 Refunded | 11 | 0 |

Part VII-A Statements Regarding Activities

| | | | |
|-----------|---|------------|-----------|
| 1a | During the tax year, did the foundation attempt to influence any national, state, or local legislation or did it participate or intervene in any political campaign? | Yes | No |
| 1a | | | No |
| b | Did it spend more than \$100 during the year (either directly or indirectly) for political purposes? (see Instructions for definition). <i>If the answer is "Yes" to 1a or 1b, attach a detailed description of the activities and copies of any materials published or distributed by the foundation in connection with the activities.</i> | | No |
| 1b | | | No |
| c | Did the foundation file Form 1120-POL for this year? | | No |
| 1c | | | No |
| d | Enter the amount (if any) of tax on political expenditures (section 4955) imposed during the year: (1) On the foundation. ► \$ _____ (2) On foundation managers. ► \$ _____ | | |
| e | Enter the reimbursement (if any) paid by the foundation during the year for political expenditure tax imposed on foundation managers. ► \$ _____ | | |
| 2 | Has the foundation engaged in any activities that have not previously been reported to the IRS? <i>If "Yes," attach a detailed description of the activities.</i> | 2 | No |
| 3 | Has the foundation made any changes, not previously reported to the IRS, in its governing instrument, articles of incorporation, or bylaws, or other similar instruments? <i>If "Yes," attach a conformed copy of the changes</i> | 3 | No |
| 4a | Did the foundation have unrelated business gross income of \$1,000 or more during the year? | 4a | No |
| 4b | If "Yes," has it filed a tax return on Form 990-T for this year? | 4b | |
| 5 | Was there a liquidation, termination, dissolution, or substantial contraction during the year? <i>If "Yes," attach the statement required by General Instruction T.</i> | 5 | No |
| 6 | Are the requirements of section 508(e) (relating to sections 4941 through 4945) satisfied either: • By language in the governing instrument, or • By state legislation that effectively amends the governing instrument so that no mandatory directions that conflict with the state law remain in the governing instrument? | 6 | Yes |
| 7 | Did the foundation have at least \$5,000 in assets at any time during the year? <i>If "Yes," complete Part II, col. (c), and Part XV.</i> | 7 | Yes |
| 8a | Enter the states to which the foundation reports or with which it is registered (see instructions) ► OR _____ | | |
| b | If the answer is "Yes" to line 7, has the foundation furnished a copy of Form 990-PF to the Attorney General (or designate) of each state as required by General Instruction G? <i>If "No," attach explanation.</i> | 8b | Yes |
| 9 | Is the foundation claiming status as a private operating foundation within the meaning of section 4942(j)(3) or 4942(j)(5) for calendar year 2020 or the taxable year beginning in 2020? See the instructions for Part XIV. <i>If "Yes," complete Part XIV</i> | 9 | No |
| 10 | Did any persons become substantial contributors during the tax year? <i>If "Yes," attach a schedule listing their names and addresses.</i> | 10 | No |

Part VII-A Statements Regarding Activities (continued)

| | | | | |
|-----------|---|-----------|------------|-----------|
| 11 | At any time during the year, did the foundation, directly or indirectly, own a controlled entity within the meaning of section 512(b)(13)? If "Yes," attach schedule. See instructions. | 11 | | No |
| 12 | Did the foundation make a distribution to a donor advised fund over which the foundation or a disqualified person had advisory privileges? If "Yes," attach statement. See instructions | 12 | | No |
| 13 | Did the foundation comply with the public inspection requirements for its annual returns and exemption application? Website address ▶ <u>N/A</u> | 13 | Yes | |
| 14 | The books are in care of ▶ <u>WELLS FARGO BANK NA</u> Telephone no. ▶ <u>(888) 730-4933</u> | | | |

Located at ▶ 100 N MAIN ST MAC D4001-117 WINSTON SALEM NCZIP+4 ▶ 27101

| | | | | |
|-----------|---|-----------|------------|-----------|
| 15 | Section 4947(a)(1) nonexempt charitable trusts filing Form 990-PF in lieu of Form 1041 —check here ▶ <input type="checkbox"/> | | | |
| | and enter the amount of tax-exempt interest received or accrued during the year ▶ 15 | | | |
| 16 | At any time during calendar year 2020, did the foundation have an interest in or a signature or other authority over a bank, securities, or other financial account in a foreign country? | 16 | Yes | No |
| | See the instructions for exceptions and filing requirements for FinCEN Form 114. If "Yes", enter the name of the foreign country ▶ | | | |

Part VII-B Statements Regarding Activities for Which Form 4720 May Be Required**File Form 4720 if any item is checked in the "Yes" column, unless an exception applies.**

| | | | | |
|-----------|--|-----------|------------|-----------|
| 1a | During the year did the foundation (either directly or indirectly): | | Yes | No |
| | (1) Engage in the sale or exchange, or leasing of property with a disqualified person? <input type="checkbox"/> Yes <input checked="" type="checkbox"/> No | | | |
| | (2) Borrow money from, lend money to, or otherwise extend credit to (or accept it from) a disqualified person? <input type="checkbox"/> Yes <input checked="" type="checkbox"/> No | | | |
| | (3) Furnish goods, services, or facilities to (or accept them from) a disqualified person? <input type="checkbox"/> Yes <input checked="" type="checkbox"/> No | | | |
| | (4) Pay compensation to, or pay or reimburse the expenses of, a disqualified person? <input checked="" type="checkbox"/> Yes <input type="checkbox"/> No | | | |
| | (5) Transfer any income or assets to a disqualified person (or make any of either available for the benefit or use of a disqualified person)? <input type="checkbox"/> Yes <input checked="" type="checkbox"/> No | | | |
| | (6) Agree to pay money or property to a government official? (Exception. Check "No" if the foundation agreed to make a grant to or to employ the official for a period after termination of government service, if terminating within 90 days.) <input type="checkbox"/> Yes <input checked="" type="checkbox"/> No | | | |
| b | If any answer is "Yes" to 1a(1)–(6), did any of the acts fail to qualify under the exceptions described in Regulations section 53.4941(d)-3 or in a current notice regarding disaster assistance? See instructions <input type="checkbox"/> | 1b | | No |
| c | Did the foundation engage in a prior year in any of the acts described in 1a, other than excepted acts, that were not corrected before the first day of the tax year beginning in 2020? <input type="checkbox"/> | 1c | | No |
| 2 | Taxes on failure to distribute income (section 4942) (does not apply for years the foundation was a private operating foundation defined in section 4942(j)(3) or 4942(j)(5)): | | | |
| a | At the end of tax year 2020, did the foundation have any undistributed income (lines 6d and 6e, Part XIII) for tax year(s) beginning before 2020? <input type="checkbox"/> Yes <input checked="" type="checkbox"/> No If "Yes," list the years ▶ 20____, 20____, 20____, 20____ | | | |
| b | Are there any years listed in 2a for which the foundation is not applying the provisions of section 4942(a)(2) (relating to incorrect valuation of assets) to the year's undistributed income? (If applying section 4942(a)(2) to all years listed, answer "No" and attach statement—see instructions.) <input type="checkbox"/> | 2b | | |
| c | If the provisions of section 4942(a)(2) are being applied to any of the years listed in 2a, list the years here. ▶ 20____, 20____, 20____, 20____ | | | |
| 3a | Did the foundation hold more than a 2% direct or indirect interest in any business enterprise at any time during the year? <input type="checkbox"/> Yes <input checked="" type="checkbox"/> No | | | |
| b | If "Yes," did it have excess business holdings in 2020 as a result of (1) any purchase by the foundation or disqualified persons after May 26, 1969; (2) the lapse of the 5-year period (or longer period approved by the Commissioner under section 4943(c)(7)) to dispose of holdings acquired by gift or bequest; or (3) the lapse of the 10-, 15-, or 20-year first phase holding period? (Use Schedule C, Form 4720, to determine if the foundation had excess business holdings in 2020.) <input type="checkbox"/> | 3b | | |
| 4a | Did the foundation invest during the year any amount in a manner that would jeopardize its charitable purposes? | 4a | | No |
| b | Did the foundation make any investment in a prior year (but after December 31, 1969) that could jeopardize its charitable purpose that had not been removed from jeopardy before the first day of the tax year beginning in 2020? | 4b | | No |

Part VII-B Statements Regarding Activities for Which Form 4720 May Be Required (continued)

| | | | | |
|-----------|--|---|------------|-----------|
| 5a | During the year did the foundation pay or incur any amount to: | | Yes | No |
| (1) | Carry on propaganda, or otherwise attempt to influence legislation (section 4945(e))? | <input type="checkbox"/> Yes <input checked="" type="checkbox"/> No | | |
| (2) | Influence the outcome of any specific public election (see section 4955); or to carry on, directly or indirectly, any voter registration drive? | <input type="checkbox"/> Yes <input checked="" type="checkbox"/> No | | |
| (3) | Provide a grant to an individual for travel, study, or other similar purposes? | <input type="checkbox"/> Yes <input checked="" type="checkbox"/> No | | |
| (4) | Provide a grant to an organization other than a charitable, etc., organization described in section 4945(d)(4)(A)? See instructions. | <input type="checkbox"/> Yes <input checked="" type="checkbox"/> No | | |
| (5) | Provide for any purpose other than religious, charitable, scientific, literary, or educational purposes, or for the prevention of cruelty to children or animals? | <input type="checkbox"/> Yes <input checked="" type="checkbox"/> No | | |
| b | If any answer is "Yes" to 5a(1)–(5), did any of the transactions fail to qualify under the exceptions described in Regulations section 53.4945 or in a current notice regarding disaster assistance? See instructions | | 5b | |
| | Organizations relying on a current notice regarding disaster assistance check here. | <input type="checkbox"/> | | |
| c | If the answer is "Yes" to question 5a(4), does the foundation claim exemption from the tax because it maintained expenditure responsibility for the grant? | <input type="checkbox"/> Yes <input type="checkbox"/> No | | |
| | <i>If "Yes," attach the statement required by Regulations section 53.4945–5(d).</i> | | | |
| 6a | Did the foundation, during the year, receive any funds, directly or indirectly, to pay premiums on a personal benefit contract? | <input type="checkbox"/> Yes <input checked="" type="checkbox"/> No | 6b | No |
| b | Did the foundation, during the year, pay premiums, directly or indirectly, on a personal benefit contract? | | | |
| | <i>If "Yes" to 6b, file Form 8870.</i> | | | |
| 7a | At any time during the tax year, was the foundation a party to a prohibited tax shelter transaction? <input type="checkbox"/> Yes <input checked="" type="checkbox"/> No | | 7b | |
| b | If "Yes", did the foundation receive any proceeds or have any net income attributable to the transaction? | | | |
| 8 | Is the foundation subject to the section 4960 tax on payment(s) of more than \$1,000,000 in remuneration or excess parachute payment during the year? | <input type="checkbox"/> Yes <input checked="" type="checkbox"/> No | | |

Part VIII Information About Officers, Directors, Trustees, Foundation Managers, Highly Paid Employees, and Contractors

| | | | | |
|---|--|--|--|--|
| 1 List all officers, directors, trustees, foundation managers and their compensation. See instructions | | | | |
| (a) Name and address | (b) Title, and average hours per week devoted to position | (c) Compensation (If not paid, enter -0-) | (d) Contributions to employee benefit plans and deferred compensation | (e) Expense account, other allowances |
| WELLS FARGO BANK N A 100 N MAIN ST MAC D4001-117 WINSTON SALEM, NC 27101 | TRUSTEE 1 | 13,924 | | |
| 2 Compensation of five highest-paid employees (other than those included on line 1—see instructions). If none, enter "NONE." | | | | |
| (a) Name and address of each employee paid more than \$50,000 | (b) Title, and average hours per week devoted to position | (c) Compensation | (d) Contributions to employee benefit plans and deferred compensation | (e) Expense account, other allowances |
| NONE | | | | |
| | | | | |
| | | | | |
| | | | | |
| | | | | |
| | | | | |
| | | | | |
| | | | | |
| Total number of other employees paid over \$50,000. | | | | 0 |

Part VIII Information About Officers, Directors, Trustees, Foundation Managers, Highly Paid Employees, and Contractors (continued)
3 Five highest-paid independent contractors for professional services (see instructions). If none, enter "NONE".

| (a) Name and address of each person paid more than \$50,000 | (b) Type of service | (c) Compensation |
|---|---------------------|------------------|
| NONE | | |
| | | |
| | | |
| | | |
| | | |
| | | |
| | | |
| | | |
| | | |
| Total number of others receiving over \$50,000 for professional services. | | 0 |

Part IX-A Summary of Direct Charitable Activities

List the foundation's four largest direct charitable activities during the tax year. Include relevant statistical information such as the number of organizations and other beneficiaries served, conferences convened, research papers produced, etc.

| 1 | Expenses |
|---|----------|
| | |
| | |
| | |
| | |
| | |
| | |
| | |
| | |
| | |
| | |

Part IX-B Summary of Program-Related Investments (see instructions)

| Describe the two largest program-related investments made by the foundation during the tax year on lines 1 and 2. | Amount |
|---|--------|
| 1 | |
| | |
| | |
| 2 | |
| | |
| | |
| All other program-related investments. See instructions. | |
| 3 | |
| | |
| Total. Add lines 1 through 3 | |

Part X Minimum Investment Return (All domestic foundations must complete this part. Foreign foundations, see instructions.)

| | | | |
|----------|--|-----------|---------|
| 1 | Fair market value of assets not used (or held for use) directly in carrying out charitable, etc., purposes: | | |
| a | Average monthly fair market value of securities. | 1a | 886,607 |
| b | Average of monthly cash balances. | 1b | 27,004 |
| c | Fair market value of all other assets (see instructions). | 1c | 0 |
| d | Total (add lines 1a, b, and c). | 1d | 913,611 |
| e | Reduction claimed for blockage or other factors reported on lines 1a and 1c (attach detailed explanation). | 1e | 0 |
| 2 | Acquisition indebtedness applicable to line 1 assets. | 2 | 0 |
| 3 | Subtract line 2 from line 1d. | 3 | 913,611 |
| 4 | Cash deemed held for charitable activities. Enter 1 1/2% of line 3 (for greater amount, see instructions). | 4 | 13,704 |
| 5 | Net value of noncharitable-use assets. Subtract line 4 from line 3. Enter here and on Part V, line 4 | 5 | 899,907 |
| 6 | Minimum investment return. Enter 5% of line 5. | 6 | 44,995 |

Part XI Distributable Amount (see instructions) (Section 4942(j)(3) and (j)(5) private operating foundations and certain foreign organizations check here ☐ and do not complete this part.)

| | | | |
|-----------|--|-----------|--------|
| 1 | Minimum investment return from Part X, line 6. | 1 | 44,995 |
| 2a | Tax on investment income for 2020 from Part VI, line 5. | 2a | 686 |
| b | Income tax for 2020. (This does not include the tax from Part VI.). | 2b | |
| c | Add lines 2a and 2b. | 2c | 686 |
| 3 | Distributable amount before adjustments. Subtract line 2c from line 1. | 3 | 44,309 |
| 4 | Recoveries of amounts treated as qualifying distributions. | 4 | 0 |
| 5 | Add lines 3 and 4. | 5 | 44,309 |
| 6 | Deduction from distributable amount (see instructions). | 6 | 0 |
| 7 | Distributable amount as adjusted. Subtract line 6 from line 5. Enter here and on Part XIII, line 1. | 7 | 44,309 |

Part XII Qualifying Distributions (see instructions)

| | | | |
|----------|--|-----------|--------|
| 1 | Amounts paid (including administrative expenses) to accomplish charitable, etc., purposes: | | |
| a | Expenses, contributions, gifts, etc.—total from Part I, column (d), line 26. | 1a | 40,540 |
| b | Program-related investments—total from Part IX-B. | 1b | 0 |
| 2 | Amounts paid to acquire assets used (or held for use) directly in carrying out charitable, etc., purposes. | 2 | 0 |
| 3 | Amounts set aside for specific charitable projects that satisfy the: | | |
| a | Suitability test (prior IRS approval required). | 3a | 0 |
| b | Cash distribution test (attach the required schedule). | 3b | 0 |
| 4 | Qualifying distributions. Add lines 1a through 3b. Enter here and on Part V, line 8, and Part XIII, line 4 | 4 | 40,540 |
| 5 | Foundations that qualify under section 4940(e) for the reduced rate of tax on net investment income. Enter 1% of Part I, line 27b. See instructions. | 5 | 0 |
| 6 | Adjusted qualifying distributions. Subtract line 5 from line 4. | 6 | 40,540 |

Note: The amount on line 6 will be used in Part V, column (b), in subsequent years when calculating whether the foundation qualifies for the section 4940(e) reduction of tax in those years.

Part XIII Undistributed Income (see instructions)

| | (a) Corpus | (b) Years prior to 2019 | (c) 2019 | (d) 2020 |
|--|---------------|----------------------------|-------------|-------------|
| 1 Distributable amount for 2020 from Part XI, line 7 | | | | 44,309 |
| 2 Undistributed income, if any, as of the end of 2020: | | | | |
| a Enter amount for 2019 only. | | | 36,489 | |
| b Total for prior years: 20____, 20____, 20____ | | 0 | | |
| 3 Excess distributions carryover, if any, to 2020: | | | | |
| a From 2015. | 0 | | | |
| b From 2016. | 0 | | | |
| c From 2017. | 0 | | | |
| d From 2018. | 0 | | | |
| e From 2019. | 0 | | | |
| f Total of lines 3a through e. | 0 | | | |
| 4 Qualifying distributions for 2020 from Part XII, line 4: ► \$ 40,540 | | | | |
| a Applied to 2019, but not more than line 2a | | | 36,489 | |
| b Applied to undistributed income of prior years (Election required—see instructions). | | 0 | | |
| c Treated as distributions out of corpus (Election required—see instructions). | 0 | | | |
| d Applied to 2020 distributable amount. | | | | 4,051 |
| e Remaining amount distributed out of corpus | 0 | | | |
| 5 Excess distributions carryover applied to 2020. (If an amount appears in column (d), the same amount must be shown in column (a).) | 0 | | | 0 |
| 6 Enter the net total of each column as indicated below: | | | | |
| a Corpus. Add lines 3f, 4c, and 4e. Subtract line 5 | 0 | | | |
| b Prior years' undistributed income. Subtract line 4b from line 2b. | | 0 | | |
| c Enter the amount of prior years' undistributed income for which a notice of deficiency has been issued, or on which the section 4942(a) tax has been previously assessed. | | 0 | | |
| d Subtract line 6c from line 6b. Taxable amount—see instructions. | | 0 | | |
| e Undistributed income for 2019. Subtract line 4a from line 2a. Taxable amount—see instructions. | | | 0 | |
| f Undistributed income for 2021. Subtract lines 4d and 5 from line 1. This amount must be distributed in 2020. | | | | 40,258 |
| 7 Amounts treated as distributions out of corpus to satisfy requirements imposed by section 170(b)(1)(F) or 4942(g)(3) (Election may be required - see instructions). | 0 | | | |
| 8 Excess distributions carryover from 2015 not applied on line 5 or line 7 (see instructions). | 0 | | | |
| 9 Excess distributions carryover to 2021. Subtract lines 7 and 8 from line 6a. | 0 | | | |
| 10 Analysis of line 9: | | | | |
| a Excess from 2016. | 0 | | | |
| b Excess from 2017. | 0 | | | |
| c Excess from 2018. | 0 | | | |
| d Excess from 2019. | 0 | | | |
| e Excess from 2020. | 0 | | | |

b Check box to indicate whether the organization is a private operating foundation described in section ☐ 4942(j)(3) or ☐ 4942(j)(5)

| | | Prior 3 years | | | | (e) Total |
|-----------|---|---------------|----------|----------|----------|-----------|
| | | (a) 2020 | (b) 2019 | (c) 2018 | (d) 2017 | |
| 2a | Enter the lesser of the adjusted net income from Part I or the minimum investment return from Part X for each year listed | | | | | |
| b | 85% of line 2a | | | | | |
| c | Qualifying distributions from Part XII, line 4 for each year listed | | | | | |
| d | Amounts included in line 2c not used directly for active conduct of exempt activities | | | | | |
| e | Qualifying distributions made directly for active conduct of exempt activities. Subtract line 2d from line 2c | | | | | |
| 3 | Complete 3a, b, or c for the alternative test relied upon: | | | | | |
| a | "Assets" alternative test—enter: | | | | | |
| | (1) Value of all assets | | | | | |
| | (2) Value of assets qualifying under section 4942(j)(3)(B)(i) | | | | | |
| b | "Endowment" alternative test— enter 2/3 of minimum investment return shown in Part X, line 6 for each year listed. | | | | | |
| c | "Support" alternative test—enter: | | | | | |
| | (1) Total support other than gross investment income (interest, dividends, rents, payments on securities loans (section 512(a)(5)), or royalties) | | | | | |
| | (2) Support from general public and 5 or more exempt organizations as provided in section 4942(j)(3)(B)(iii). | | | | | |
| | (3) Largest amount of support from an exempt organization | | | | | |
| | (4) Gross investment income | | | | | |

1 Information Regarding Foundation Managers:

a List any managers of the foundation who have contributed more than 2% of the total contributions received by the foundation before the close of any tax year (but only if they have contributed more than \$5,000). (See section 507(d)(2).)
NONE

b List any managers of the foundation who own 10% or more of the stock of a corporation (or an equally large portion of the ownership of a partnership or other entity) of which the foundation has a 10% or greater interest.
NONE

2 Information Regarding Contribution, Grant, Gift, Loan, Scholarship, etc., Programs:

Check here ☒ if the foundation only makes contributions to preselected charitable organizations and does not accept unsolicited requests for funds. If the foundation makes gifts, grants, etc. to individuals or organizations under other conditions, complete items 2a, b, c, and d. See instructions

a The name, address, and telephone number or email address of the person to whom applications should be addressed:

b The form in which applications should be submitted and information and materials they should include:

c Any submission deadlines:

d Any restrictions or limitations on awards, such as by geographical areas, charitable fields, kinds of institutions, or other factors:

Part XV **Supplementary Information** (continued)**3 Grants and Contributions Paid During the Year or Approved for Future Payment**

| Recipient | If recipient is an individual, show any relationship to any foundation manager or substantial contributor | Foundation status of recipient | Purpose of grant or contribution | Amount |
|---|--|--------------------------------------|-------------------------------------|--------|
| Name and address (home or business) | | | | |
| a <i>Paid during the year</i> See Additional Data Table | | | | |
| Total | | | ▶ 3a | 38,000 |
| b <i>Approved for future payment</i> | | | | |
| | | | | |
| Total | | | ▶ 3b | |

Enter gross amounts unless otherwise indicated.

| | (a) Business code | (b) Amount | (c) Exclusion code | (d) Amount | (e) (See instructions.) |
|---|----------------------|---------------|-----------------------|---------------|----------------------------|
| 1 Program service revenue: | | | | | |
| a _____ | | | | | |
| b _____ | | | | | |
| c _____ | | | | | |
| d _____ | | | | | |
| e _____ | | | | | |
| f _____ | | | | | |
| g Fees and contracts from government agencies | | | | | |
| 2 Membership dues and assessments. | | | | | |
| 3 Interest on savings and temporary cash investments | | | | | |
| 4 Dividends and interest from securities. | | | 14 | 21,870 | |
| 5 Net rental income or (loss) from real estate: | | | | | |
| a Debt-financed property. | | | | | |
| b Not debt-financed property. | | | | | |
| 6 Net rental income or (loss) from personal property | | | | | |
| 7 Other investment income. | | | | | |
| 8 Gain or (loss) from sales of assets other than inventory | | | 18 | 40,598 | |
| 9 Net income or (loss) from special events: | | | | | |
| 10 Gross profit or (loss) from sales of inventory | | | | | |
| 11 Other revenue: a _____ | | | | | |
| b _____ | | | | | |
| c _____ | | | | | |
| d _____ | | | | | |
| e _____ | | | | | |
| 12 Subtotal. Add columns (b), (d), and (e). . . | | | | 62,468 | |
| 13 Total. Add line 12, columns (b), (d), and (e). (See worksheet in line 13 instructions to verify calculations.) | | | 13 | | 62,468 |

[illegible]

Information Regarding Transfers To and Transactions and Relationships With Noncharitable Exempt Organizations

| | | | |
|--|--|-----|----|
| | | Yes | No |
|--|--|-----|----|

| | | |
|--|--|--|
| | | |
|--|--|--|

| | |
|--------------|-----------|
| 1a(1) | No |
|--------------|-----------|

| | | |
|-------|--|----|
| 1a(2) | | No |
|-------|--|----|

| | | |
|--|--|--|
| | | |
|--|--|--|

| | |
|--------------|-----------|
| 1b(1) | No |
|--------------|-----------|

| | | |
|--------------|--|-----------|
| 1b(2) | | No |
|--------------|--|-----------|

| | | |
|--------------|--|-----------|
| 1b(3) | | No |
|--------------|--|-----------|

| | | |
|--------------|--|-----------|
| 1b(4) | | No |
|--------------|--|-----------|

| | | |
|--------------|--|-----------|
| 1b(5) | | No |
|--------------|--|-----------|

| | | |
|--------------|--|-----------|
| 1b(6) | | No |
|--------------|--|-----------|

| | | |
|-----------|--|-----------|
| 1c | | No |
|-----------|--|-----------|

value
ue[illegible]

described in section 501(c) (other than section 501(c)(3)) or in section 527? ☐ Yes ☒ No

b If "Yes," complete the following schedule.

| (a) Name of organization | (b) Type of organization | (c) Description of relationship |
|--------------------------|--------------------------|---------------------------------|
| | | |
| | | |
| | | |
| | | |

**Sign
Here**

Under penalties of perjury, I declare that I have examined this return, including accompanying schedules and statements, and to the best of my knowledge and belief, it is true, correct, and complete. Declaration of preparer (other than taxpayer) is based on all information of which preparer has any knowledge.

2021-09-13

May the IRS discuss this return with the preparer shown below

(see instr.) ☒ **Yes** ☐ **No**

Signature of officer or trustee

Date _____

Title

**Paid
Preparer
Use Only**

| | | | | |
|---|----------------------|------------------------|---|--------------------------|
| Print/Type preparer's name JOSEPH J CASTRIANO | Preparer's Signature | Date 2021-09-13 | Check if self-employed <input checked="checked" type="checkbox"/> | PTIN P01251603 |
| Firm's name ▶ PRICEWATERHOUSECOOPERS LLP | | | | Firm's EIN ▶ 13-4008324 |
| Firm's address ▶ 600 GRANT STREET PITTSBURGH, PA 15219 | | | | Phone no. (412) 355-6000 |

Form 990PF Part IV - Capital Gains and Losses for Tax on Investment Income - Columns a - d

| List and describe the kind(s) of property sold (e.g., real estate, (a) 2-story brick warehouse; or common stock, 200 shs. MLC Co.) | (b) How acquired P—Purchase D—Donation | (c) Date acquired (mo., day, yr.) | (d) Date sold (mo., day, yr.) |
|---|---|---|-------------------------------------|
| 1041.681 JAMES ALPHA GL REAL EST-I | | 2020-02-14 | 2020-06-17 |
| 11. CVS HEALTH CORPORATION | | 2019-08-14 | 2020-07-20 |
| 5. COGNIZANT TECH SOLUTIONS CRP COM | | 2016-03-16 | 2020-07-20 |
| 6. COGNIZANT TECH SOLUTIONS CRP COM | | 2019-08-16 | 2020-07-20 |
| 1. APPLE INC | | 2020-02-25 | 2020-08-25 |
| 25. HAIN CELESTIAL GROUP INC | | 2015-12-17 | 2020-08-25 |
| 16. TORONTO DOMINION BK ONT COM NEW | | 2019-07-31 | 2020-08-25 |
| 4. UNITED PARCEL SERVICE-CL B | | 2017-03-24 | 2020-08-25 |
| 17. APPLE INC | | 2020-02-25 | 2020-09-14 |
| 5. NIKE INC CL B | | 2020-02-25 | 2020-09-14 |

Form 990PF Part IV - Capital Gains and Losses for Tax on Investment Income - Columns e - h

| (e) Gross sales price | (f) Depreciation allowed (or allowable) | (g) Cost or other basis plus expense of sale | (h) Gain or (loss) (e) plus (f) minus (g) |
|-----------------------|--|---|--|
| 16,886 | | 19,102 | -2,216 |
| 702 | | 686 | 16 |
| 306 | | 294 | 12 |
| 368 | | 369 | -1 |
| 496 | | 291 | 205 |
| 760 | | 1,025 | -265 |
| 777 | | 928 | -151 |
| 634 | | 432 | 202 |
| 1,937 | | 1,224 | 713 |
| 592 | | 467 | 125 |

Form 990PF Part IV - Capital Gains and Losses for Tax on Investment Income - Columns i - l

| Complete only for assets showing gain in column (h) and owned by the foundation on 12/31/69 | | | (l) Gains (Col. (h) gain minus col. (k), but not less than -0-) or Losses (from col.(h)) |
|---|--------------------------------------|---|--|
| (i) F.M.V. as of 12/31/69 | (j) Adjusted basis as of 12/31/69 | (k) Excess of col. (i) over col. (j), if any | |
| | | | -2,216 |
| | | | 16 |
| | | | 12 |
| | | | -1 |
| | | | 205 |
| | | | -265 |
| | | | -151 |
| | | | 202 |
| | | | 713 |
| | | | 125 |

Form 990PF Part IV - Capital Gains and Losses for Tax on Investment Income - Columns a - d

| List and describe the kind(s) of property sold (e.g., real estate, (a) 2-story brick warehouse; or common stock, 200 shs. MLC Co.) | (b) How acquired P—Purchase D—Donation | (c) Date acquired (mo., day, yr.) | (d) Date sold (mo., day, yr.) |
|---|---|---|-------------------------------------|
| 4. UNITED PARCEL SERVICE-CL B | | 2015-10-06 | 2020-09-14 |
| 8. TE CONNECTIVITY LTD | | 2016-11-08 | 2020-09-14 |
| 1. ALPHABET INC CL C | | 2020-02-25 | 2020-09-25 |
| 8. APPLE INC | | 2020-04-03 | 2020-09-25 |
| 120. INVESCO OPTIMUM YIELD DIVERS | | 2020-04-03 | 2020-09-25 |
| 103. ISHARES CORE U.S. AGGREGATE ETF | | 2020-05-12 | 2020-09-25 |
| 70. ISHARES CORE MSCI EMERGING ETF | | 2018-09-25 | 2020-09-25 |
| 3. MICROSOFT CORP | | 2020-02-25 | 2020-09-25 |
| 197.527 TCW EMRG MKTS INCM-I 4721 | | 2020-02-26 | 2020-09-25 |
| 39. VANGUARD INTERMEDIATE TERM B | | 2020-05-12 | 2020-09-25 |

Form 990PF Part IV - Capital Gains and Losses for Tax on Investment Income - Columns e - h

| (e) Gross sales price | (f) Depreciation allowed (or allowable) | (g) Cost or other basis plus expense of sale | (h) Gain or (loss) (e) plus (f) minus (g) |
|-----------------------|--|---|--|
| 637 | | 417 | 220 |
| 796 | | 523 | 273 |
| 1,433 | | 1,398 | 35 |
| 868 | | 486 | 382 |
| 1,627 | | 1,428 | 199 |
| 12,162 | | 11,994 | 168 |
| 3,558 | | 3,625 | -67 |
| 610 | | 510 | 100 |
| 1,574 | | 1,693 | -119 |
| 3,640 | | 3,546 | 94 |

Form 990PF Part IV - Capital Gains and Losses for Tax on Investment Income - Columns i - l

| Complete only for assets showing gain in column (h) and owned by the foundation on 12/31/69 | | | (l) Gains (Col. (h) gain minus col. (k), but not less than -0-) or Losses (from col.(h)) |
|---|--------------------------------------|---|--|
| (i) F.M.V. as of 12/31/69 | (j) Adjusted basis as of 12/31/69 | (k) Excess of col. (i) over col. (j), if any | |
| | | | 220 |
| | | | 273 |
| | | | 35 |
| | | | 382 |
| | | | 199 |
| | | | 168 |
| | | | -67 |
| | | | 100 |
| | | | -119 |
| | | | 94 |

| Form 990PF Part IV - Capital Gains and Losses for Tax on Investment Income - Columns a - d | | | |
|---|---|---|-------------------------------------|
| List and describe the kind(s) of property sold (e.g., real estate, (a) 2-story brick warehouse; or common stock, 200 shs. MLC Co.) | (b) How acquired P—Purchase D—Donation | (c) Date acquired (mo., day, yr.) | (d) Date sold (mo., day, yr.) |
| 430. VANGUARD INTERMEDIATE TERM B | | 2008-04-23 | 2020-09-25 |
| 33. VANGUARD FTSE DEVELOPED ETF | | 2013-02-04 | 2020-09-25 |
| 10. APPLE INC | | 2020-04-03 | 2020-10-21 |
| 15. AT & T INC | | 2020-02-25 | 2020-11-02 |
| 13. AT & T INC | | 2019-10-17 | 2020-11-02 |
| 13. CME GROUP INC | | 2012-08-17 | 2020-11-02 |
| 2. CME GROUP INC | | 2020-04-03 | 2020-11-02 |
| 7. NIKE INC CL B | | 2020-04-03 | 2020-11-02 |
| 45. FLEXTRONICS INTL LTD | | 2020-07-20 | 2020-11-02 |
| 145. FLEXTRONICS INTL LTD | | 2018-03-08 | 2020-11-02 |

Form 990PF Part IV - Capital Gains and Losses for Tax on Investment Income - Columns e - h

| (e) Gross sales price | (f) Depreciation allowed (or allowable) | (g) Cost or other basis plus expense of sale | (h) Gain or (loss) (e) plus (f) minus (g) |
|-----------------------|--|---|--|
| 40,136 | | 35,206 | 4,930 |
| 1,318 | | 1,197 | 121 |
| 1,178 | | 607 | 571 |
| 411 | | 563 | -152 |
| 356 | | 492 | -136 |
| 1,977 | | 703 | 1,274 |
| 304 | | 334 | -30 |
| 857 | | 556 | 301 |
| 619 | | 486 | 133 |
| 1,993 | | 2,548 | -555 |

Form 990PF Part IV - Capital Gains and Losses for Tax on Investment Income - Columns i - l

| Complete only for assets showing gain in column (h) and owned by the foundation on 12/31/69 | | | (l) Gains (Col. (h) gain minus col. (k), but not less than -0-) or Losses (from col.(h)) |
|---|--------------------------------------|---|--|
| (i) F.M.V. as of 12/31/69 | (j) Adjusted basis as of 12/31/69 | (k) Excess of col. (i) over col. (j), if any | |
| | | | 4,930 |
| | | | 121 |
| | | | 571 |
| | | | -152 |
| | | | -136 |
| | | | 1,274 |
| | | | -30 |
| | | | 301 |
| | | | 133 |
| | | | -555 |

| Form 990PF Part IV - Capital Gains and Losses for Tax on Investment Income - Columns a - d | | | |
|---|---|---|-------------------------------------|
| List and describe the kind(s) of property sold (e.g., real estate, (a) 2-story brick warehouse; or common stock, 200 shs. MLC Co.) | (b) How acquired P—Purchase D—Donation | (c) Date acquired (mo., day, yr.) | (d) Date sold (mo., day, yr.) |
| 13. AT & T INC | | 2018-02-13 | 2020-11-03 |
| 5. AT & T INC | | 2020-02-25 | 2020-11-03 |
| 8. SPIRIT AEROSYTSEMS HOLD-CL A | | 2020-04-03 | 2020-11-03 |
| 39. SPIRIT AEROSYTSEMS HOLD-CL A | | 2016-10-05 | 2020-11-03 |
| 1. THERMO FISHER SCIENTIFIC INC | | 2019-08-16 | 2020-11-03 |
| 2. UNITED PARCEL SERVICE-CL B | | 2015-10-06 | 2020-11-03 |
| 3. UNITED PARCEL SERVICE-CL B | | 2020-03-04 | 2020-11-03 |
| 3. BROADCOM INC | | 2019-09-10 | 2020-11-19 |
| 4. TARGET CORP | | 2020-02-25 | 2020-11-30 |
| 11. APPLE INC | | 2020-04-03 | 2020-12-09 |

Form 990PF Part IV - Capital Gains and Losses for Tax on Investment Income - Columns e - h

| (e) Gross sales price | (f) Depreciation allowed (or allowable) | (g) Cost or other basis plus expense of sale | (h) Gain or (loss) (e) plus (f) minus (g) |
|-----------------------|--|---|--|
| 358 | | 477 | -119 |
| 138 | | 188 | -50 |
| 157 | | 154 | 3 |
| 764 | | 2,263 | -1,499 |
| 492 | | 276 | 216 |
| 322 | | 203 | 119 |
| 483 | | 287 | 196 |
| 1,133 | | 880 | 253 |
| 716 | | 448 | 268 |
| 1,370 | | 668 | 702 |

Form 990PF Part IV - Capital Gains and Losses for Tax on Investment Income - Columns i - l

| Complete only for assets showing gain in column (h) and owned by the foundation on 12/31/69 | | | (l) Gains (Col. (h) gain minus col. (k), but not less than -0-) or Losses (from col.(h)) |
|---|--------------------------------------|---|--|
| (i) F.M.V. as of 12/31/69 | (j) Adjusted basis as of 12/31/69 | (k) Excess of col. (i) over col. (j), if any | |
| | | | -119 |
| | | | -50 |
| | | | 3 |
| | | | -1,499 |
| | | | 216 |
| | | | 119 |
| | | | 196 |
| | | | 253 |
| | | | 268 |
| | | | 702 |

Form 990PF Part IV - Capital Gains and Losses for Tax on Investment Income - Columns a - d

| List and describe the kind(s) of property sold (e.g., real estate, (a) 2-story brick warehouse; or common stock, 200 shs. MLC Co.) | (b) How acquired P—Purchase D—Donation | (c) Date acquired (mo., day, yr.) | (d) Date sold (mo., day, yr.) |
|---|---|---|-------------------------------------|
| 1. BLACKROCK INC | | 2020-04-03 | 2020-12-09 |
| 3. BOEING CO | | 2018-11-30 | 2020-12-09 |
| 7. CVS HEALTH CORPORATION | | 2019-08-14 | 2020-12-09 |
| 6. CELANESE CORP | | 2020-02-25 | 2020-12-09 |
| 14. CISCO SYSTEMS INC | | 2019-08-16 | 2020-12-09 |
| 12. CITIGROUP INC. | | 2019-07-16 | 2020-12-09 |
| 6. COGNIZANT TECH SOLUTIONS CRP COM | | 2016-03-16 | 2020-12-09 |
| 642.073 EV GL MACR ABS RTRN ADV-R6 #1072 | | 2017-10-20 | 2020-12-09 |
| 564. INVESCO OPTIMUM YIELD DIVERS | | 2020-04-03 | 2020-12-09 |
| 4. JPMORGAN CHASE & CO | | 2020-02-25 | 2020-12-09 |

Form 990PF Part IV - Capital Gains and Losses for Tax on Investment Income - Columns e - h

| (e) Gross sales price | (f) Depreciation allowed (or allowable) | (g) Cost or other basis plus expense of sale | (h) Gain or (loss) (e) plus (f) minus (g) |
|-----------------------|--|---|--|
| 711 | | 428 | 283 |
| 716 | | 1,032 | -316 |
| 519 | | 413 | 106 |
| 790 | | 562 | 228 |
| 622 | | 660 | -38 |
| 708 | | 869 | -161 |
| 482 | | 351 | 131 |
| 7,011 | | 6,902 | 109 |
| 8,219 | | 6,709 | 1,510 |
| 491 | | 508 | -17 |

Form 990PF Part IV - Capital Gains and Losses for Tax on Investment Income - Columns i - l

| Complete only for assets showing gain in column (h) and owned by the foundation on 12/31/69 | | | (l) Gains (Col. (h) gain minus col. (k), but not less than -0-) or Losses (from col.(h)) |
|---|-----------------------------------|--|--|
| (i) F.M.V. as of 12/31/69 | (j) Adjusted basis as of 12/31/69 | (k) Excess of col. (i) over col. (j), if any | |
| | | | 283 |
| | | | -316 |
| | | | 106 |
| | | | 228 |
| | | | -38 |
| | | | -161 |
| | | | 131 |
| | | | 109 |
| | | | 1,510 |
| | | | -17 |

| Form 990PF Part IV - Capital Gains and Losses for Tax on Investment Income - Columns a - d | | | |
|---|---|---|-------------------------------------|
| List and describe the kind(s) of property sold (e.g., real estate, (a) 2-story brick warehouse; or common stock, 200 shs. MLC Co.) | (b) How acquired P—Purchase D—Donation | (c) Date acquired (mo., day, yr.) | (d) Date sold (mo., day, yr.) |
| 3. JPMORGAN CHASE & CO | | 2019-05-08 | 2020-12-09 |
| 2. LAM RESEARCH CORP COM | | 2020-02-25 | 2020-12-09 |
| 8. LAS VEGAS SANDS CORP | | 2020-02-25 | 2020-12-09 |
| 1. LAS VEGAS SANDS CORP | | 2018-10-01 | 2020-12-09 |
| 38. MANULIFE FINANCIAL CORP | | 2019-07-31 | 2020-12-09 |
| 6. MICROSOFT CORP | | 2020-02-25 | 2020-12-09 |
| 3. MONDELEZ INTERNATIONAL INC | | 2019-08-16 | 2020-12-09 |
| 6. MONDELEZ INTERNATIONAL INC | | 2020-04-03 | 2020-12-09 |
| 2. NIKE INC CL B | | 2020-04-03 | 2020-12-09 |
| 3. NIKE INC CL B | | 2017-11-01 | 2020-12-09 |

Form 990PF Part IV - Capital Gains and Losses for Tax on Investment Income - Columns e - h

| (e) Gross sales price | (f) Depreciation allowed (or allowable) | (g) Cost or other basis plus expense of sale | (h) Gain or (loss) (e) plus (f) minus (g) |
|-----------------------|--|---|--|
| 368 | | 354 | 14 |
| 1,017 | | 590 | 427 |
| 469 | | 480 | -11 |
| 59 | | 60 | -1 |
| 686 | | 687 | -1 |
| 1,291 | | 1,020 | 271 |
| 174 | | 164 | 10 |
| 348 | | 301 | 47 |
| 281 | | 159 | 122 |
| 422 | | 165 | 257 |

Form 990PF Part IV - Capital Gains and Losses for Tax on Investment Income - Columns i - l

| Complete only for assets showing gain in column (h) and owned by the foundation on 12/31/69 | | | (l) Gains (Col. (h) gain minus col. (k), but not less than -0-) or Losses (from col.(h)) |
|---|--------------------------------------|---|--|
| (i) F.M.V. as of 12/31/69 | (j) Adjusted basis as of 12/31/69 | (k) Excess of col. (i) over col. (j), if any | |
| | | | 14 |
| | | | 427 |
| | | | -11 |
| | | | -1 |
| | | | -1 |
| | | | 271 |
| | | | 10 |
| | | | 47 |
| | | | 122 |
| | | | 257 |

Form 990PF Part IV - Capital Gains and Losses for Tax on Investment Income - Columns a - d

| List and describe the kind(s) of property sold (e.g., real estate, (a) 2-story brick warehouse; or common stock, 200 shs. MLC Co.) | (b) How acquired P—Purchase D—Donation | (c) Date acquired (mo., day, yr.) | (d) Date sold (mo., day, yr.) |
|---|---|---|-------------------------------------|
| 3.022 RAYTHEON TECHNOLOGIES CORP | | 2019-09-10 | 2020-12-09 |
| .99975 RAYTHEON TECHNOLOGIES CORP | | 2020-02-25 | 2020-12-09 |
| 5.97825 RAYTHEON TECHNOLOGIES CORP | | 2020-02-25 | 2020-12-09 |
| 3. TARGET CORP | | 2020-04-03 | 2020-12-09 |
| 1. THERMO FISHER SCIENTIFIC INC | | 2009-07-09 | 2020-12-09 |
| 11. TOTAL S.A. - ADR | | 2017-08-09 | 2020-12-09 |
| 3. UNION PACIFIC CORP | | 2020-03-13 | 2020-12-09 |
| 3. UNITED PARCEL SERVICE-CL B | | 2020-03-04 | 2020-12-09 |
| 3. UNITEDHEALTH GROUP INC | | 2020-02-25 | 2020-12-09 |
| 20. VANGUARD FTSE DEVELOPED ETF | | 2013-02-04 | 2020-12-09 |

Form 990PF Part IV - Capital Gains and Losses for Tax on Investment Income - Columns e - h

| (e) Gross sales price | (f) Depreciation allowed (or allowable) | (g) Cost or other basis plus expense of sale | (h) Gain or (loss) (e) plus (f) minus (g) |
|-----------------------|--|---|--|
| 225 | | 260 | -35 |
| 75 | | 88 | -13 |
| 446 | | 525 | -79 |
| 519 | | 281 | 238 |
| 475 | | 38 | 437 |
| 498 | | 560 | -62 |
| 611 | | 510 | 101 |
| 502 | | 287 | 215 |
| 1,047 | | 873 | 174 |
| 931 | | 725 | 206 |

Form 990PF Part IV - Capital Gains and Losses for Tax on Investment Income - Columns i - l

| Complete only for assets showing gain in column (h) and owned by the foundation on 12/31/69 | | | (l) Gains (Col. (h) gain minus col. (k), but not less than -0-) or Losses (from col.(h)) |
|---|--------------------------------------|---|--|
| (i) F.M.V. as of 12/31/69 | (j) Adjusted basis as of 12/31/69 | (k) Excess of col. (i) over col. (j), if any | |
| | | | -35 |
| | | | -13 |
| | | | -79 |
| | | | 238 |
| | | | 437 |
| | | | -62 |
| | | | 101 |
| | | | 215 |
| | | | 174 |
| | | | 206 |

Form 990PF Part IV - Capital Gains and Losses for Tax on Investment Income - Columns a - d

| List and describe the kind(s) of property sold (e.g., real estate, (a) 2-story brick warehouse; or common stock, 200 shs. MLC Co.) | (b) How acquired P—Purchase D—Donation | (c) Date acquired (mo., day, yr.) | (d) Date sold (mo., day, yr.) |
|---|---|---|-------------------------------------|
| 50. VANGUARD MIDCAP VIPER | | 2020-02-13 | 2020-12-09 |
| 5. MEDTRONIC PLC | | 2019-08-16 | 2020-12-09 |
| 4. TE CONNECTIVITY LTD | | 2016-11-08 | 2020-12-09 |
| 29. GILEAD SCIENCES INC | | 2011-12-08 | 2020-12-10 |
| 5. GILEAD SCIENCES INC | | 2020-04-03 | 2020-12-10 |
| 3. LAM RESEARCH CORP COM | | 2020-04-27 | 2020-12-10 |
| 5. NIKE INC CL B | | 2017-10-19 | 2020-12-10 |
| 13. SUNCOR ENERGY INC NEW F | | 2020-02-25 | 2020-12-10 |
| 4. SUNCOR ENERGY INC NEW F | | 2018-12-08 | 2020-12-10 |
| 9. TOTAL S.A. - ADR | | 2015-10-06 | 2020-12-10 |

Form 990PF Part IV - Capital Gains and Losses for Tax on Investment Income - Columns e - h

| (e) Gross sales price | (f) Depreciation allowed (or allowable) | (g) Cost or other basis plus expense of sale | (h) Gain or (loss) (e) plus (f) minus (g) |
|-----------------------|--|---|--|
| 10,195 | | 9,266 | 929 |
| 558 | | 514 | 44 |
| 476 | | 261 | 215 |
| 1,755 | | 999 | 756 |
| 303 | | 386 | -83 |
| 1,470 | | 790 | 680 |
| 690 | | 270 | 420 |
| 244 | | 378 | -134 |
| 75 | | 125 | -50 |
| 411 | | 442 | -31 |

Form 990PF Part IV - Capital Gains and Losses for Tax on Investment Income - Columns i - l

| Complete only for assets showing gain in column (h) and owned by the foundation on 12/31/69 | | | (l) Gains (Col. (h) gain minus col. (k), but not less than -0-) or Losses (from col.(h)) |
|---|--------------------------------------|---|--|
| (i) F.M.V. as of 12/31/69 | (j) Adjusted basis as of 12/31/69 | (k) Excess of col. (i) over col. (j), if any | |
| | | | 929 |
| | | | 44 |
| | | | 215 |
| | | | 756 |
| | | | -83 |
| | | | 680 |
| | | | 420 |
| | | | -134 |
| | | | -50 |
| | | | -31 |

Form 990PF Part IV - Capital Gains and Losses for Tax on Investment Income - Columns a - d

| List and describe the kind(s) of property sold (e.g., real estate, (a) 2-story brick warehouse; or common stock, 200 shs. MLC Co.) | (b) How acquired P—Purchase D—Donation | (c) Date acquired (mo., day, yr.) | (d) Date sold (mo., day, yr.) |
|---|---|---|-------------------------------------|
| 3. UNION PACIFIC CORP | | 2010-07-26 | 2020-12-10 |
| 1. UNION PACIFIC CORP | | 2020-04-03 | 2020-12-10 |
| 47. FLEXTRONICS INTL LTD | | 2019-02-15 | 2020-12-21 |
| 16. AT & T INC | | 2018-02-13 | 2021-01-22 |
| 8. BLACKSTONE GROUP INC/THE | | 2020-05-29 | 2021-01-22 |
| 1. BOEING CO | | 2019-08-16 | 2021-01-22 |
| 2. CITIGROUP INC. | | 2019-07-31 | 2021-01-22 |
| 3. FIDELITY NATL INFORMATION SVCS INC | | 2020-03-04 | 2021-01-22 |
| 15. INTERPUBLIC GROUP COS INC | | 2020-12-21 | 2021-01-22 |
| 77. INVESCO OPTIMUM YIELD DIVERS | | 2020-04-03 | 2021-01-22 |

Form 990PF Part IV - Capital Gains and Losses for Tax on Investment Income - Columns e - h

| (e) Gross sales price | (f) Depreciation allowed (or allowable) | (g) Cost or other basis plus expense of sale | (h) Gain or (loss) (e) plus (f) minus (g) |
|-----------------------|--|---|--|
| 606 | | 110 | 496 |
| 202 | | 141 | 61 |
| 831 | | 482 | 349 |
| 462 | | 587 | -125 |
| 519 | | 452 | 67 |
| 205 | | 330 | -125 |
| 122 | | 142 | -20 |
| 391 | | 447 | -56 |
| 366 | | 350 | 16 |
| 1,208 | | 916 | 292 |

Form 990PF Part IV - Capital Gains and Losses for Tax on Investment Income - Columns i - l

| Complete only for assets showing gain in column (h) and owned by the foundation on 12/31/69 | | | (l) Gains (Col. (h) gain minus col. (k), but not less than -0-) or Losses (from col.(h)) |
|---|--------------------------------------|---|--|
| (i) F.M.V. as of 12/31/69 | (j) Adjusted basis as of 12/31/69 | (k) Excess of col. (i) over col. (j), if any | |
| | | | 496 |
| | | | 61 |
| | | | 349 |
| | | | -125 |
| | | | 67 |
| | | | -125 |
| | | | -20 |
| | | | -56 |
| | | | 16 |
| | | | 292 |

Form 990PF Part IV - Capital Gains and Losses for Tax on Investment Income - Columns a - d

| List and describe the kind(s) of property sold (e.g., real estate, (a) 2-story brick warehouse; or common stock, 200 shs. MLC Co.) | (b) How acquired P—Purchase D—Donation | (c) Date acquired (mo., day, yr.) | (d) Date sold (mo., day, yr.) |
|---|---|---|-------------------------------------|
| 3. ISHARES RUSSELL 2000 ETF | | 2020-12-09 | 2021-01-22 |
| 85. ISHARES CORE MSCI EMERGING ETF | | 2020-12-09 | 2021-01-22 |
| 2. LAS VEGAS SANDS CORP | | 2018-10-01 | 2021-01-22 |
| 6. MANULIFE FINANCIAL CORP | | 2019-07-31 | 2021-01-22 |
| 5. MERCK & CO INC NEW | | 2019-08-16 | 2021-01-22 |
| 1. MONDELEZ INTERNATIONAL INC | | 2020-04-03 | 2021-01-22 |
| 17. SUNCOR ENERGY INC NEW F | | 2019-08-16 | 2021-01-22 |
| 7. TORONTO DOMINION BK ONT COM NEW | | 2019-08-12 | 2021-01-22 |
| 1. TORONTO DOMINION BK ONT COM NEW | | 2020-12-10 | 2021-01-22 |
| 1. TOTAL S.A. - ADR | | 2016-08-23 | 2021-01-22 |

Form 990PF Part IV - Capital Gains and Losses for Tax on Investment Income - Columns e - h

| (e) Gross sales price | (f) Depreciation allowed (or allowable) | (g) Cost or other basis plus expense of sale | (h) Gain or (loss) (e) plus (f) minus (g) |
|-----------------------|--|---|--|
| 639 | | 577 | 62 |
| 5,670 | | 5,182 | 488 |
| 109 | | 119 | -10 |
| 113 | | 108 | 5 |
| 406 | | 424 | -18 |
| 56 | | 50 | 6 |
| 300 | | 478 | -178 |
| 405 | | 400 | 5 |
| 58 | | 57 | 1 |
| 44 | | 48 | -4 |

Form 990PF Part IV - Capital Gains and Losses for Tax on Investment Income - Columns i - l

| Complete only for assets showing gain in column (h) and owned by the foundation on 12/31/69 | | | (l) Gains (Col. (h) gain minus col. (k), but not less than -0-) or Losses (from col.(h)) |
|---|--------------------------------------|---|--|
| (i) F.M.V. as of 12/31/69 | (j) Adjusted basis as of 12/31/69 | (k) Excess of col. (i) over col. (j), if any | |
| | | | 62 |
| | | | 488 |
| | | | -10 |
| | | | 5 |
| | | | -18 |
| | | | 6 |
| | | | -178 |
| | | | 5 |
| | | | 1 |
| | | | -4 |

Form 990PF Part IV - Capital Gains and Losses for Tax on Investment Income - Columns a - d

| List and describe the kind(s) of property sold (e.g., real estate, (a) 2-story brick warehouse; or common stock, 200 shs. MLC Co.) | (b) How acquired P—Purchase D—Donation | (c) Date acquired (mo., day, yr.) | (d) Date sold (mo., day, yr.) |
|---|---|---|-------------------------------------|
| 8. UNILEVER PLC - ADR | | 2020-02-04 | 2021-01-22 |
| 22. VANGUARD FTSE DEVELOPED ETF | | 2013-02-04 | 2021-01-22 |
| 14. VANGUARD MIDCAP VIPER | | 2020-02-13 | 2021-01-22 |
| 2. VISA INC-CLASS A SHRS | | 2020-03-17 | 2021-01-22 |
| 4. WASTE MANAGEMENT INC | | 2020-03-04 | 2021-01-22 |
| 2. EATON CORP PLC | | 2020-11-30 | 2021-01-22 |
| 2. GARMIN LTD | | 2020-10-21 | 2021-01-22 |
| 2. APPLE INC | | 2020-04-03 | 2021-02-11 |
| 3. APPLE INC | | 2019-08-16 | 2021-02-11 |
| 2. BROADCOM INC | | 2019-07-03 | 2021-02-11 |

Form 990PF Part IV - Capital Gains and Losses for Tax on Investment Income - Columns e - h

| (e) Gross sales price | (f) Depreciation allowed (or allowable) | (g) Cost or other basis plus expense of sale | (h) Gain or (loss) (e) plus (f) minus (g) |
|-----------------------|--|---|--|
| 479 | | 470 | 9 |
| 1,071 | | 798 | 273 |
| 2,990 | | 2,594 | 396 |
| 407 | | 316 | 91 |
| 460 | | 480 | -20 |
| 250 | | 242 | 8 |
| 248 | | 197 | 51 |
| 268 | | 121 | 147 |
| 403 | | 155 | 248 |
| 951 | | 569 | 382 |

Form 990PF Part IV - Capital Gains and Losses for Tax on Investment Income - Columns i - l

| Complete only for assets showing gain in column (h) and owned by the foundation on 12/31/69 | | | (l) Gains (Col. (h) gain minus col. (k), but not less than -0-) or Losses (from col.(h)) |
|---|--------------------------------------|---|--|
| (i) F.M.V. as of 12/31/69 | (j) Adjusted basis as of 12/31/69 | (k) Excess of col. (i) over col. (j), if any | |
| | | | 9 |
| | | | 273 |
| | | | 396 |
| | | | 91 |
| | | | -20 |
| | | | 8 |
| | | | 51 |
| | | | 147 |
| | | | 248 |
| | | | 382 |

Form 990PF Part IV - Capital Gains and Losses for Tax on Investment Income - Columns a - d

| List and describe the kind(s) of property sold (e.g., real estate, (a) 2-story brick warehouse; or common stock, 200 shs. MLC Co.) | (b) How acquired P—Purchase D—Donation | (c) Date acquired (mo., day, yr.) | (d) Date sold (mo., day, yr.) |
|---|---|---|-------------------------------------|
| 1. LAM RESEARCH CORP COM | | 2020-04-03 | 2021-02-11 |
| 67. MANULIFE FINANCIAL CORP | | 2019-07-31 | 2021-02-11 |
| 15. MANULIFE FINANCIAL CORP | | 2020-02-25 | 2021-02-11 |
| 18. AT & T INC | | 2018-02-13 | 2021-02-23 |
| 1. ALPHABET INC CL C | | 2020-04-27 | 2021-02-23 |
| 20. APPLE INC | | 2008-11-24 | 2021-02-23 |
| 1. BLACKROCK INC | | 2021-02-11 | 2021-02-23 |
| 7. BLACKSTONE GROUP INC/THE | | 2021-02-11 | 2021-02-23 |
| 3. BROADCOM INC | | 2019-07-03 | 2021-02-23 |
| 8. CVS HEALTH CORPORATION | | 2019-08-14 | 2021-02-23 |

Form 990PF Part IV - Capital Gains and Losses for Tax on Investment Income - Columns e - h

| (e) Gross sales price | (f) Depreciation allowed (or allowable) | (g) Cost or other basis plus expense of sale | (h) Gain or (loss) (e) plus (f) minus (g) |
|-----------------------|--|---|--|
| 574 | | 223 | 351 |
| 1,314 | | 1,205 | 109 |
| 294 | | 264 | 30 |
| 535 | | 660 | -125 |
| 2,025 | | 1,276 | 749 |
| 2,451 | | 498 | 1,953 |
| 700 | | 720 | -20 |
| 483 | | 493 | -10 |
| 1,396 | | 854 | 542 |
| 558 | | 472 | 86 |

Form 990PF Part IV - Capital Gains and Losses for Tax on Investment Income - Columns i - l

| Complete only for assets showing gain in column (h) and owned by the foundation on 12/31/69 | | | (l) Gains (Col. (h) gain minus col. (k), but not less than -0-) or Losses (from col.(h)) |
|---|--------------------------------------|---|--|
| (i) F.M.V. as of 12/31/69 | Adjusted basis (j) as of 12/31/69 | Excess of col. (i) (k) over col. (j), if any | |
| | | | 351 |
| | | | 109 |
| | | | 30 |
| | | | -125 |
| | | | 749 |
| | | | 1,953 |
| | | | -20 |
| | | | -10 |
| | | | 542 |
| | | | 86 |

Form 990PF Part IV - Capital Gains and Losses for Tax on Investment Income - Columns a - d

| List and describe the kind(s) of property sold (e.g., real estate, (a) 2-story brick warehouse; or common stock, 200 shs. MLC Co.) | (b) How acquired P—Purchase D—Donation | (c) Date acquired (mo., day, yr.) | (d) Date sold (mo., day, yr.) |
|---|---|---|-------------------------------------|
| 5. CELANESE CORP | | 2020-04-03 | 2021-02-23 |
| 6. CISCO SYSTEMS INC | | 2019-08-01 | 2021-02-23 |
| 10. CISCO SYSTEMS INC | | 2020-04-27 | 2021-02-23 |
| 12. CITIGROUP INC. | | 2019-07-31 | 2021-02-23 |
| 2. CITIGROUP INC. | | 2020-02-25 | 2021-02-23 |
| 8. COGNIZANT TECH SOLUTIONS CRP COM | | 2016-08-23 | 2021-02-23 |
| 5. DIAGEO PLC - ADR | | 2018-11-15 | 2021-02-23 |
| 1. DIAGEO PLC - ADR | | 2020-02-25 | 2021-02-23 |
| 2. WALT DISNEY CO | | 2019-08-16 | 2021-02-23 |
| 5. WALT DISNEY CO | | 2020-12-10 | 2021-02-23 |

Form 990PF Part IV - Capital Gains and Losses for Tax on Investment Income - Columns e - h

| (e) Gross sales price | (f) Depreciation allowed (or allowable) | (g) Cost or other basis plus expense of sale | (h) Gain or (loss) (e) plus (f) minus (g) |
|-----------------------|--|---|--|
| 683 | | 348 | 335 |
| 272 | | 279 | -7 |
| 453 | | 432 | 21 |
| 788 | | 844 | -56 |
| 131 | | 139 | -8 |
| 582 | | 466 | 116 |
| 828 | | 746 | 82 |
| 166 | | 153 | 13 |
| 388 | | 270 | 118 |
| 970 | | 771 | 199 |

Form 990PF Part IV - Capital Gains and Losses for Tax on Investment Income - Columns i - l

| Complete only for assets showing gain in column (h) and owned by the foundation on 12/31/69 | | | (l) Gains (Col. (h) gain minus col. (k), but not less than -0-) or Losses (from col.(h)) |
|---|--------------------------------------|---|--|
| (i) F.M.V. as of 12/31/69 | (j) Adjusted basis as of 12/31/69 | (k) Excess of col. (i) over col. (j), if any | |
| | | | 335 |
| | | | -7 |
| | | | 21 |
| | | | -56 |
| | | | -8 |
| | | | 116 |
| | | | 82 |
| | | | 13 |
| | | | 118 |
| | | | 199 |

Form 990PF Part IV - Capital Gains and Losses for Tax on Investment Income - Columns a - d

| List and describe the kind(s) of property sold (e.g., real estate, (a) 2-story brick warehouse; or common stock, 200 shs. MLC Co.) | (b) How acquired P—Purchase D—Donation | (c) Date acquired (mo., day, yr.) | (d) Date sold (mo., day, yr.) |
|---|---|---|-------------------------------------|
| 7. ELECTRONIC ARTS INC | | 2019-10-17 | 2021-02-23 |
| 2. HAIN CELESTIAL GROUP INC | | 2020-04-03 | 2021-02-23 |
| 15. HAIN CELESTIAL GROUP INC | | 2015-12-17 | 2021-02-23 |
| 78. INVESCO OPTIMUM YIELD DIVERS | | 2020-04-03 | 2021-02-23 |
| 223. ISHARES CORE U.S. AGGREGATE ETF | | 2019-09-26 | 2021-02-23 |
| 56. ISHARES CORE U.S. AGGREGATE ETF | | 2020-12-09 | 2021-02-23 |
| 9. JPMORGAN CHASE & CO | | 2019-05-08 | 2021-02-23 |
| 1. LAM RESEARCH CORP COM | | 2019-08-16 | 2021-02-23 |
| 9. LAS VEGAS SANDS CORP | | 2018-10-01 | 2021-02-23 |
| 5. ELI LILLY & CO COM | | 2020-04-03 | 2021-02-23 |

Form 990PF Part IV - Capital Gains and Losses for Tax on Investment Income - Columns e - h

| (e) Gross sales price | (f) Depreciation allowed (or allowable) | (g) Cost or other basis plus expense of sale | (h) Gain or (loss) (e) plus (f) minus (g) |
|-----------------------|--|---|--|
| 967 | | 687 | 280 |
| 85 | | 54 | 31 |
| 637 | | 615 | 22 |
| 1,363 | | 928 | 435 |
| 25,724 | | 25,165 | 559 |
| 6,460 | | 6,586 | -126 |
| 1,364 | | 984 | 380 |
| 557 | | 206 | 351 |
| 567 | | 537 | 30 |
| 1,001 | | 782 | 219 |

Form 990PF Part IV - Capital Gains and Losses for Tax on Investment Income - Columns i - l

| Complete only for assets showing gain in column (h) and owned by the foundation on 12/31/69 | | | (l) Gains (Col. (h) gain minus col. (k), but not less than -0-) or Losses (from col.(h)) |
|---|--------------------------------------|---|--|
| (i) F.M.V. as of 12/31/69 | (j) Adjusted basis as of 12/31/69 | (k) Excess of col. (i) over col. (j), if any | |
| | | | 280 |
| | | | 31 |
| | | | 22 |
| | | | 435 |
| | | | 559 |
| | | | -126 |
| | | | 380 |
| | | | 351 |
| | | | 30 |
| | | | 219 |

Form 990PF Part IV - Capital Gains and Losses for Tax on Investment Income - Columns a - d

| List and describe the kind(s) of property sold (e.g., real estate, (a) 2-story brick warehouse; or common stock, 200 shs. MLC Co.) | (b) How acquired P—Purchase D—Donation | (c) Date acquired (mo., day, yr.) | (d) Date sold (mo., day, yr.) |
|---|---|---|-------------------------------------|
| 21. MANULIFE FINANCIAL CORP | | 2016-03-01 | 2021-02-23 |
| 16. MANULIFE FINANCIAL CORP | | 2020-02-25 | 2021-02-23 |
| 3. MICROSOFT CORP | | 2019-08-16 | 2021-02-23 |
| 9. MICROSOFT CORP | | 2020-02-25 | 2021-02-23 |
| 3. MONDELEZ INTERNATIONAL INC | | 2020-04-03 | 2021-02-23 |
| 6. MONDELEZ INTERNATIONAL INC | | 2018-07-17 | 2021-02-23 |
| 5. NIKE INC CL B | | 2017-10-19 | 2021-02-23 |
| 1.022 RAYTHEON TECHNOLOGIES CORP | | 2019-10-18 | 2021-02-23 |
| 5.978 RAYTHEON TECHNOLOGIES CORP | | 2020-02-26 | 2021-02-23 |
| 14. SYSCO CORP | | 2020-08-25 | 2021-02-23 |

Form 990PF Part IV - Capital Gains and Losses for Tax on Investment Income - Columns e - h

| (e) Gross sales price | (f) Depreciation allowed (or allowable) | (g) Cost or other basis plus expense of sale | (h) Gain or (loss) (e) plus (f) minus (g) |
|-----------------------|--|---|--|
| 405 | | 295 | 110 |
| 309 | | 282 | 27 |
| 690 | | 408 | 282 |
| 2,071 | | 1,411 | 660 |
| 164 | | 151 | 13 |
| 328 | | 257 | 71 |
| 670 | | 262 | 408 |
| 75 | | 87 | -12 |
| 440 | | 515 | -75 |
| 1,101 | | 812 | 289 |

Form 990PF Part IV - Capital Gains and Losses for Tax on Investment Income - Columns i - l

| Complete only for assets showing gain in column (h) and owned by the foundation on 12/31/69 | | | (l) Gains (Col. (h) gain minus col. (k), but not less than -0-) or Losses (from col.(h)) |
|---|--------------------------------------|---|--|
| (i) F.M.V. as of 12/31/69 | (j) Adjusted basis as of 12/31/69 | (k) Excess of col. (i) over col. (j), if any | |
| | | | 110 |
| | | | 27 |
| | | | 282 |
| | | | 660 |
| | | | 13 |
| | | | 71 |
| | | | 408 |
| | | | -12 |
| | | | -75 |
| | | | 289 |

Form 990PF Part IV - Capital Gains and Losses for Tax on Investment Income - Columns a - d

| List and describe the kind(s) of property sold (e.g., real estate, (a) 2-story brick warehouse; or common stock, 200 shs. MLC Co.) | (b) How acquired P—Purchase D—Donation | (c) Date acquired (mo., day, yr.) | (d) Date sold (mo., day, yr.) |
|---|---|---|-------------------------------------|
| 2. TARGET CORP | | 2014-06-25 | 2021-02-23 |
| 2. TARGET CORP | | 2020-04-03 | 2021-02-23 |
| 11. TORONTO DOMINION BK ONT COM NEW | | 2020-12-10 | 2021-02-23 |
| 3. UNION PACIFIC CORP | | 2010-08-25 | 2021-02-23 |
| 4. UNITED PARCEL SERVICE-CL B | | 2020-03-04 | 2021-02-23 |
| 1. UNITEDHEALTH GROUP INC | | 2020-02-25 | 2021-02-23 |
| 2. UNITEDHEALTH GROUP INC | | 2019-08-16 | 2021-02-23 |
| 788. VANGUARD FTSE DEVELOPED ETF | | 2013-02-04 | 2021-02-23 |
| 4.0004 WASTE MANAGEMENT INC | | 2020-03-04 | 2021-02-23 |
| 1.9996 WASTE MANAGEMENT INC | | 2020-03-04 | 2021-02-23 |

Form 990PF Part IV - Capital Gains and Losses for Tax on Investment Income - Columns e - h

| (e) Gross sales price | (f) Depreciation allowed (or allowable) | (g) Cost or other basis plus expense of sale | (h) Gain or (loss) (e) plus (f) minus (g) |
|-----------------------|--|---|--|
| 376 | | 116 | 260 |
| 376 | | 187 | 189 |
| 676 | | 624 | 52 |
| 622 | | 107 | 515 |
| 640 | | 382 | 258 |
| 329 | | 266 | 63 |
| 659 | | 490 | 169 |
| 38,686 | | 28,579 | 10,107 |
| 447 | | 480 | -33 |
| 223 | | 240 | -17 |

Form 990PF Part IV - Capital Gains and Losses for Tax on Investment Income - Columns i - l

| Complete only for assets showing gain in column (h) and owned by the foundation on 12/31/69 | | | (l) Gains (Col. (h) gain minus col. (k), but not less than -0-) or Losses (from col.(h)) |
|---|--------------------------------------|---|--|
| (i) F.M.V. as of 12/31/69 | Adjusted basis (j) as of 12/31/69 | Excess of col. (i) (k) over col. (j), if any | |
| | | | 260 |
| | | | 189 |
| | | | 52 |
| | | | 515 |
| | | | 258 |
| | | | 63 |
| | | | 169 |
| | | | 10,107 |
| | | | -33 |
| | | | -17 |

| Form 990PF Part IV - Capital Gains and Losses for Tax on Investment Income - Columns a - d | | | |
|---|---|---|-------------------------------------|
| List and describe the kind(s) of property sold (e.g., real estate, (a) 2-story brick warehouse; or common stock, 200 shs. MLC Co.) | (b) How acquired P—Purchase D—Donation | (c) Date acquired (mo., day, yr.) | (d) Date sold (mo., day, yr.) |
| 4. EATON CORP PLC | | 2021-02-11 | 2021-02-23 |
| 4. GARMIN LTD | | 2020-10-21 | 2021-02-23 |
| 4. TE CONNECTIVITY LTD | | 2016-11-09 | 2021-02-23 |
| 39. FLEXTRONICS INTL LTD | | 2019-02-15 | 2021-02-23 |
| 2. AMGEN INC | | 2020-09-14 | 2021-03-25 |
| 5. APPLE INC | | 2008-11-24 | 2021-03-25 |
| 3. BOEING CO | | 2019-08-16 | 2021-03-25 |
| 2. BROADCOM INC | | 2019-07-03 | 2021-03-25 |
| 4. FIDELITY NATL INFORMATION SVCS INC | | 2019-08-16 | 2021-03-25 |
| 21. INTERPUBLIC GROUP COS INC | | 2020-11-02 | 2021-03-25 |

Form 990PF Part IV - Capital Gains and Losses for Tax on Investment Income - Columns e - h

| (e) Gross sales price | (f) Depreciation allowed (or allowable) | (g) Cost or other basis plus expense of sale | (h) Gain or (loss) (e) plus (f) minus (g) |
|-----------------------|--|---|--|
| 523 | | 492 | 31 |
| 504 | | 394 | 110 |
| 514 | | 261 | 253 |
| 696 | | 396 | 300 |
| 493 | | 492 | 1 |
| 597 | | 15 | 582 |
| 702 | | 961 | -259 |
| 910 | | 569 | 341 |
| 572 | | 598 | -26 |
| 588 | | 486 | 102 |

Form 990PF Part IV - Capital Gains and Losses for Tax on Investment Income - Columns i - l

| Complete only for assets showing gain in column (h) and owned by the foundation on 12/31/69 | | | (l) Gains (Col. (h) gain minus col. (k), but not less than -0-) or Losses (from col.(h)) |
|---|--------------------------------------|---|--|
| (i) F.M.V. as of 12/31/69 | (j) Adjusted basis as of 12/31/69 | (k) Excess of col. (i) over col. (j), if any | |
| | | | 31 |
| | | | 110 |
| | | | 253 |
| | | | 300 |
| | | | 1 |
| | | | 582 |
| | | | -259 |
| | | | 341 |
| | | | -26 |
| | | | 102 |

Form 990PF Part IV - Capital Gains and Losses for Tax on Investment Income - Columns a - d

| List and describe the kind(s) of property sold (e.g., real estate, (a) 2-story brick warehouse; or common stock, 200 shs. MLC Co.) | (b) How acquired P—Purchase D—Donation | (c) Date acquired (mo., day, yr.) | (d) Date sold (mo., day, yr.) |
|---|---|---|-------------------------------------|
| 1. LAM RESEARCH CORP COM | | 2018-10-01 | 2021-03-25 |
| 5. MERCK & CO INC NEW | | 2020-07-20 | 2021-03-25 |
| 2. MERCK & CO INC NEW | | 2019-08-16 | 2021-03-25 |
| 7037.134 PGIM HIGH YIELD-Q 1067 | | 2020-09-28 | 2021-03-25 |
| 12. TOTAL S.A. - ADR | | 2015-10-27 | 2021-03-25 |
| 5. MEDTRONIC PLC | | 2019-07-19 | 2021-03-25 |
| 6. TE CONNECTIVITY LTD | | 2016-11-09 | 2021-03-25 |
| 145. AT & T INC | | 2018-02-13 | 2021-04-08 |
| 1. LAM RESEARCH CORP COM | | 2018-10-01 | 2021-04-08 |
| 9. SYSCO CORP | | 2020-05-19 | 2021-04-08 |

Form 990PF Part IV - Capital Gains and Losses for Tax on Investment Income - Columns e - h

| (e) Gross sales price | (f) Depreciation allowed (or allowable) | (g) Cost or other basis plus expense of sale | (h) Gain or (loss) (e) plus (f) minus (g) |
|-----------------------|--|---|--|
| 545 | | 150 | 395 |
| 378 | | 397 | -19 |
| 151 | | 170 | -19 |
| 38,704 | | 37,632 | 1,072 |
| 545 | | 580 | -35 |
| 577 | | 507 | 70 |
| 747 | | 392 | 355 |
| 4,351 | | 4,633 | -282 |
| 665 | | 150 | 515 |
| 721 | | 473 | 248 |

Form 990PF Part IV - Capital Gains and Losses for Tax on Investment Income - Columns i - l

| Complete only for assets showing gain in column (h) and owned by the foundation on 12/31/69 | | | (l) Gains (Col. (h) gain minus col. (k), but not less than -0-) or Losses (from col.(h)) |
|---|--------------------------------------|---|--|
| (i) F.M.V. as of 12/31/69 | (j) Adjusted basis as of 12/31/69 | (k) Excess of col. (i) over col. (j), if any | |
| | | | 395 |
| | | | -19 |
| | | | -19 |
| | | | 1,072 |
| | | | -35 |
| | | | 70 |
| | | | 355 |
| | | | -282 |
| | | | 515 |
| | | | 248 |

Form 990PF Part IV - Capital Gains and Losses for Tax on Investment Income - Columns a - d

[illegible]

Form 990PF Part IV - Capital Gains and Losses for Tax on Investment Income - Columns e - h

[illegible]**Form 990PF Part IV - Capital Gains and Losses for Tax on Investment Income - Columns i - l**[illegible]

Form 990PF Part IV - Capital Gains and Losses for Tax on Investment Income - Columns a - d

[illegible]

Form 990PF Part IV - Capital Gains and Losses for Tax on Investment Income - Columns e - h

[illegible]**Form 990PF Part IV - Capital Gains and Losses for Tax on Investment Income - Columns i - l**[illegible]

Form 990PF Part IV - Capital Gains and Losses for Tax on Investment Income - Columns a - d

[illegible]

Form 990PF Part IV - Capital Gains and Losses for Tax on Investment Income - Columns e - h

[illegible]

Form 990PF Part IV - Capital Gains and Losses for Tax on Investment Income - Columns i - l

[illegible]

Form 990PF Part IV - Capital Gains and Losses for Tax on Investment Income - Columns a - d

[illegible]**Form 990PF Part IV - Capital Gains and Losses for Tax on Investment Income - Columns e - h**[illegible]

Form 990PF Part IV - Capital Gains and Losses for Tax on Investment Income - Columns i - l

[illegible]

| List and describe the kind(s) of property sold (e.g., real estate, (a) 2-story brick warehouse; or common stock, 200 shs. MLC Co.) | (b) How acquired P—Purchase D—Donation | (c) Date acquired (mo., day, yr.) | (d) Date sold (mo., day, yr.) |
|---|---|---|-------------------------------------|
| CAPITAL GAIN DIVIDENDS | P | | |
| CAPITAL GAIN DIVIDENDS | P | | |
| CAPITAL GAIN DIVIDENDS | P | | |
| CAPITAL GAIN DIVIDENDS | P | | |
| CAPITAL GAIN DIVIDENDS | P | | |
| CAPITAL GAIN DIVIDENDS | P | | |
| CAPITAL GAIN DIVIDENDS | P | | |
| CAPITAL GAIN DIVIDENDS | P | | |
| CAPITAL GAIN DIVIDENDS | P | | |
| CAPITAL GAIN DIVIDENDS | P | | |
| CAPITAL GAIN DIVIDENDS | P | | |
| CAPITAL GAIN DIVIDENDS | P | | |

[illegible][illegible]

Form 990PF Part IV - Capital Gains and Losses for Tax on Investment Income - Columns a - d

[illegible]

Form 990PF Part IV - Capital Gains and Losses for Tax on Investment Income - Columns e - h

[illegible]

Form 990PF Part IV - Capital Gains and Losses for Tax on Investment Income - Columns i - l

[illegible]

Form 990PF Part IV - Capital Gains and Losses for Tax on Investment Income - Columns a - d

[illegible]

Form 990PF Part IV - Capital Gains and Losses for Tax on Investment Income - Columns e - h

[illegible]**Form 990PF Part IV - Capital Gains and Losses for Tax on Investment Income - Columns i - l**[illegible]

Form 990PF Part IV - Capital Gains and Losses for Tax on Investment Income - Columns a - d

[illegible]

Form 990PF Part IV - Capital Gains and Losses for Tax on Investment Income - Columns e - h

[illegible]**Form 990PF Part IV - Capital Gains and Losses for Tax on Investment Income - Columns i - l**[illegible]

| List and describe the kind(s) of property sold (e.g., real estate, (a) 2-story brick warehouse; or common stock, 200 shs. MLC Co.) | (b) How acquired P—Purchase D—Donation | (c) Date acquired (mo., day, yr.) | (d) Date sold (mo., day, yr.) |
|---|---|---|-------------------------------------|
| CAPITAL GAIN DIVIDENDS | P | | |
| CAPITAL GAIN DIVIDENDS | P | | |
| CAPITAL GAIN DIVIDENDS | P | | |
| CAPITAL GAIN DIVIDENDS | P | | |
| CAPITAL GAIN DIVIDENDS | P | | |
| CAPITAL GAIN DIVIDENDS | P | | |
| CAPITAL GAIN DIVIDENDS | P | | |
| CAPITAL GAIN DIVIDENDS | P | | |
| CAPITAL GAIN DIVIDENDS | P | | |
| CAPITAL GAIN DIVIDENDS | P | | |

[illegible][illegible]

Form 990PF Part IV - Capital Gains and Losses for Tax on Investment Income - Columns a - d

[illegible]

Form 990PF Part IV - Capital Gains and Losses for Tax on Investment Income - Columns e - h

[illegible]**Form 990PF Part IV - Capital Gains and Losses for Tax on Investment Income - Columns i - l**[illegible]

Form 990PF Part IV - Capital Gains and Losses for Tax on Investment Income - Columns a - d

[illegible]

Form 990PF Part IV - Capital Gains and Losses for Tax on Investment Income - Columns e - h

[illegible]**Form 990PF Part IV - Capital Gains and Losses for Tax on Investment Income - Columns i - l**[illegible]

Form 990PF Part IV - Capital Gains and Losses for Tax on Investment Income - Columns a - d

[illegible]

Form 990PF Part IV - Capital Gains and Losses for Tax on Investment Income - Columns e - h

[illegible]**Form 990PF Part IV - Capital Gains and Losses for Tax on Investment Income - Columns i - l**[illegible]

Form 990PF Part IV - Capital Gains and Losses for Tax on Investment Income - Columns a - d

[illegible]

Form 990PF Part IV - Capital Gains and Losses for Tax on Investment Income - Columns e - h

[illegible]**Form 990PF Part IV - Capital Gains and Losses for Tax on Investment Income - Columns i - l**[illegible]

Form 990PF Part IV - Capital Gains and Losses for Tax on Investment Income - Columns a - d

[illegible]

Form 990PF Part IV - Capital Gains and Losses for Tax on Investment Income - Columns e - h

[illegible]**Form 990PF Part IV - Capital Gains and Losses for Tax on Investment Income - Columns i - l**[illegible]

[illegible][illegible][illegible]

Form 990PF Part IV - Capital Gains and Losses for Tax on Investment Income - Columns a - d

[illegible]

Form 990PF Part IV - Capital Gains and Losses for Tax on Investment Income - Columns e - h

[illegible]**Form 990PF Part IV - Capital Gains and Losses for Tax on Investment Income - Columns i - l**[illegible]

Form 990PF Part IV - Capital Gains and Losses for Tax on Investment Income - Columns a - d

[illegible]**Form 990PF Part IV - Capital Gains and Losses for Tax on Investment Income - Columns e - h**[illegible]

Form 990PF Part IV - Capital Gains and Losses for Tax on Investment Income - Columns i - l

[illegible]

| List and describe the kind(s) of property sold (e.g., real estate, (a) 2-story brick warehouse; or common stock, 200 shs. MLC Co.) | (b) How acquired P—Purchase D—Donation | (c) Date acquired (mo., day, yr.) | (d) Date sold (mo., day, yr.) |
|---|---|---|-------------------------------------|
| CAPITAL GAIN DIVIDENDS | P | | |
| CAPITAL GAIN DIVIDENDS | P | | |
| CAPITAL GAIN DIVIDENDS | P | | |
| CAPITAL GAIN DIVIDENDS | P | | |
| CAPITAL GAIN DIVIDENDS | P | | |
| CAPITAL GAIN DIVIDENDS | P | | |
| CAPITAL GAIN DIVIDENDS | P | | |
| CAPITAL GAIN DIVIDENDS | P | | |
| CAPITAL GAIN DIVIDENDS | P | | |
| CAPITAL GAIN DIVIDENDS | P | | |

[illegible][illegible]

| Form 990PF Part XV Line 3 - Grants and Contributions Paid During the Year or Approved for Future Payment | | | | |
|--|---|--------------------------------|----------------------------------|--------|
| Recipient | If recipient is an individual, show any relationship to any foundation manager or substantial contributor | Foundation status of recipient | Purpose of grant or contribution | Amount |
| Name and address (home or business) | | | | |
| a <i>Paid during the year</i> | | | | |
| MARCH OF DIMES INC 555 WINDERLEY PL 105 Maitland, FL 32751 | NONE | PC | GENERAL OPERATING | 800 |
| GIRLS INCORPORATED 441 W MICHIGAN ST Orlando, FL 32806 | NONE | PC | GENERAL OPERATING | 800 |
| NATIONAL FND FOR CANCER RESEARCH 5515 SECURITY LN STE 1105 ROCKVILLE, MD 20852 | NONE | PC | GENERAL OPERATING | 2,000 |
| Total ▶ 3a | | | | 38,000 |

| Form 990PF Part XV Line 3 - Grants and Contributions Paid During the Year or Approved for Future Payment | | | | |
|--|---|--------------------------------|----------------------------------|--------|
| Recipient | If recipient is an individual, show any relationship to any foundation manager or substantial contributor | Foundation status of recipient | Purpose of grant or contribution | Amount |
| Name and address (home or business) | | | | |
| a Paid during the year | | | | |
| CHILDRENS LEUKEMIA RESEARCH ASSOC ATTN ANGELA RUSSO EXEC DIRECTOR GARDEN CITY, NY 11530 | NONE | PC | GENERAL OPERATING | 1,200 |
| AMERICAN DIABETES ASSOCIATION 2451 CRYSTAL DR STE 900 ESTTR STLM MERRIFIELD, VA 22116 | NONE | PC | GENERAL OPERATING | 1,200 |
| CATHOLIC NEAR EAST WELFARE ASSOC 1011 1ST AVE STE 1552 NEW YORK, NY 10022 | NONE | PC | GENERAL OPERATING | 2,000 |
| Total ▶ 3a | | | | 38,000 |

| Form 990PF Part XV Line 3 - Grants and Contributions Paid During the Year or Approved for Future Payment | | | | |
|--|---|--------------------------------|----------------------------------|--------|
| Recipient | If recipient is an individual, show any relationship to any foundation manager or substantial contributor | Foundation status of recipient | Purpose of grant or contribution | Amount |
| Name and address (home or business) | | | | |
| a <i>Paid during the year</i> | | | | |
| AMERICAN LUNG ASSOCIATION ATTN MARINA TANZER ESQ BROOKFIELD, WI 53005 | NONE | PC | GENERAL OPERATING | 800 |
| CARE USA INCPLANNED GIVING ATLANTA, GA 30303 | NONE | PC | GENERAL OPERATING | 1,200 |
| PARKINSONS DISEASE FOUNDATION ATTN CHIEF FINANCIAL OFFICER MIAMI, FL 33131 | NONE | PC | GENERAL OPERATING | 800 |
| Total ▶ 3a | | | | 38,000 |

Form 990PF Part XV Line 3 - Grants and Contributions Paid During the Year or Approved for Future Payment

| Recipient | If recipient is an individual, show any relationship to any foundation manager or substantial contributor | Foundation status of recipient | Purpose of grant or contribution | Amount |
|---|--|--------------------------------------|-------------------------------------|--------|
| Name and address (home or business) | | | | |
| a <i>Paid during the year</i> | | | | |
| CYSTIC FIBROSIS FOUNDATION ATTN TRICIA BENSON BETHESDA, MD 20814 | NONE | PC | GENERAL OPERATING | 800 |
| BOYS AND GIRLS CLUBS OF AMERICA ATTN SAMUEL J UNGLO CFO ATLANTA, GA 30309 | NONE | PC | GENERAL OPERATING | 800 |
| NATIONAL MULTIPLE SCLEROSIS SOCIETY 900 S BROADWAY FL 2 DENVER, CO 80209 | NONE | PC | GENERAL OPERATING | 1,200 |
| Total ▶ 3a | | | | 38,000 |

| Form 990PF Part XV Line 3 - Grants and Contributions Paid During the Year or Approved for Future Payment | | | | |
|--|---|--------------------------------|----------------------------------|--------|
| Recipient | If recipient is an individual, show any relationship to any foundation manager or substantial contributor | Foundation status of recipient | Purpose of grant or contribution | Amount |
| Name and address (home or business) | | | | |
| a Paid during the year | | | | |
| AMERICAN KIDNEY FUND 11921 ROCKVILLE PIKE SUITE 300 ROCKVILLE, MD 20852 | NONE | PC | GENERAL OPERATING | 800 |
| MISSIONARIES OF THE SACRED HEART 305 S LAKE ST ATTN REV J MULLER MSC AURORA, IL 60507 | NONE | PC | GENERAL OPERATING | 800 |
| JESUIT INTERNATIONAL MISSION ATTN ASSISTANT FOR ADVANCEMENT CHICAGO, IL 60614 | NONE | PC | GENERAL OPERATING | 4,000 |
| Total ▶ 3a | | | | 38,000 |

| Form 990PF Part XV Line 3 - Grants and Contributions Paid During the Year or Approved for Future Payment | | | | |
|--|---|--------------------------------|----------------------------------|--------|
| Recipient | If recipient is an individual, show any relationship to any foundation manager or substantial contributor | Foundation status of recipient | Purpose of grant or contribution | Amount |
| Name and address (home or business) | | | | |
| a <i>Paid during the year</i> | | | | |
| FATHER FLANAGANS BOYS HOME 14100 CRAWFORD STREET BOYS TOWN, NE 68010 | NONE | PC | GENERAL OPERATING | 800 |
| RIGHT TO LIFE OREGON ED FOUND 4335 RIVER RD N KEIZER, OR 97303 | NONE | PC | GENERAL OPERATING | 800 |
| EPILEPSY FOUNDATION OF AMERICA INC ATTN GENERAL COUNSEL LANDOVER, MD 20785 | NONE | PC | GENERAL OPERATING | 1,200 |
| Total ▶ 3a | | | | 38,000 |

| Form 990PF Part XV Line 3 - Grants and Contributions Paid During the Year or Approved for Future Payment | | | | |
|--|---|--------------------------------|----------------------------------|--------|
| Recipient | If recipient is an individual, show any relationship to any foundation manager or substantial contributor | Foundation status of recipient | Purpose of grant or contribution | Amount |
| Name and address (home or business) | | | | |
| a <i>Paid during the year</i> | | | | |
| FIRST CANDLE INC 49 LOCUST AVE SUITE 104 NEW CANAAN, CT 06840 | NONE | PC | GENERAL OPERATING | 800 |
| ARCHDIOCESE OF PORTLAND IN OREGON ACCT MANAGER PORTLAND, OR 97214 | NONE | PC | GENERAL OPERATING | 2,000 |
| MOUNT ANGEL ABBEY AND SEMINARY ATTN JIM KEMMER CONTROLLER SAINT BENEDICT, OR 97373 | NONE | PC | GENERAL OPERATING | 2,000 |
| Total ▶ 3a | | | | 38,000 |

| Form 990PF Part XV Line 3 - Grants and Contributions Paid During the Year or Approved for Future Payment | | | | |
|--|---|--------------------------------|----------------------------------|--------|
| Recipient | If recipient is an individual, show any relationship to any foundation manager or substantial contributor | Foundation status of recipient | Purpose of grant or contribution | Amount |
| Name and address (home or business) | | | | |
| a <i>Paid during the year</i> | | | | |
| EASTER SEALS OREGON FINANCE AND ADMINISTRATION DEPT PORTLAND, OR 97223 | NONE | PC | GENERAL OPERATING | 800 |
| BENEDICTINE SISTERS OF MT ANGEL 840 S MAIN ST MOUNT ANGEL, OR 97362 | NONE | PC | GENERAL OPERATING | 2,000 |
| ST MARYS CHURCH ATTN FATHER WAIBEL MOUNT ANGEL, OR 97362 | NONE | PC | GENERAL OPERATING | 2,000 |
| Total | | | 3a | 38,000 |

| Form 990PF Part XV Line 3 - Grants and Contributions Paid During the Year or Approved for Future Payment | | | | |
|--|---|--------------------------------|----------------------------------|--------|
| Recipient | If recipient is an individual, show any relationship to any foundation manager or substantial contributor | Foundation status of recipient | Purpose of grant or contribution | Amount |
| Name and address (home or business) | | | | |
| a Paid during the year | | | | |
| UNITED WAY OF MID-WILLAMETTE VALLEY 455 BLILER AVE NE SALEM, OR 97303 | NONE | PC | GENERAL OPERATING | 1,200 |
| UNITED CEREBRAL PALSY ASSOC ATTN DIRECTOR PORTLAND, OR 97220 | NONE | PC | GENERAL OPERATING | 800 |
| BLANCHET HOUSE OF HOSPITALITY 310 NW GLISAN ST PORTLAND, OR 97209 | NONE | PC | GENERAL OPERATING | 1,200 |
| Total ▶ 3a | | | | 38,000 |

| Form 990PF Part XV Line 3 - Grants and Contributions Paid During the Year or Approved for Future Payment | | | | |
|--|---|--------------------------------|----------------------------------|--------|
| Recipient | If recipient is an individual, show any relationship to any foundation manager or substantial contributor | Foundation status of recipient | Purpose of grant or contribution | Amount |
| Name and address (home or business) | | | | |
| a <i>Paid during the year</i> | | | | |
| THE SALVATION ARMY GIFT SERVICES DEPARTMENT RANCHO PALOS VERDES, CA 90274 | NONE | PC | GENERAL OPERATING | 1,200 |
| SALESIANS OF ST JOHN BOSCO ATTN TREASURERS OFFICE SAN FRANCISCO, CA 94109 | NONE | PC | GENERAL OPERATING | 2,000 |
| Total ▶ 3a | | | | 38,000 |

TY 2020 Accounting Fees Schedule**Name:** HUDSON CHARITABLE TUW**EIN:** 93-6195494

| Category | Amount | Net Investment Income | Adjusted Net Income | Disbursements for Charitable Purposes |
|--------------------------------|--------|--------------------------|------------------------|---|
| TAX PREPARATION FEE (NON-ALLOC | 985 | | | 985 |

TY 2020 Investments Corporate Stock Schedule

Name: HUDSON CHARITABLE TUW
 EIN: 93-6195494

Investments Corporation Stock Schedule

| Name of Stock | End of Year Book Value | End of Year Fair Market Value |
|--------------------------------|------------------------|-------------------------------|
| 87612E106 TARGET CORP | 1,166 | 5,900 |
| G29183103 EATON CORP PLC | 4,859 | 5,955 |
| 09857L108 BOOKING HOLDINGS INC | 3,360 | 4,723 |
| G5960L103 MEDTRONIC PLC | 3,127 | 4,177 |
| 92826C839 VISA INC-CLASS A SHR | 3,143 | 4,546 |
| 097023105 BOEING CO | 2,718 | 4,693 |
| 037833100 APPLE INC | 451 | 18,442 |
| 46625H100 JPMORGAN CHASE & CO | 3,392 | 11,168 |
| 654106103 NIKE INC CL B | 1,994 | 5,185 |
| 418056107 HASBRO INC | 3,179 | 3,167 |
| 532457108 ELI LILLY & CO COM | 2,357 | 5,193 |
| 460690100 INTERPUBLIC GROUP CO | 2,759 | 4,919 |
| 58933Y105 MERCK & CO INC NEW | 2,666 | 3,643 |
| 91324P102 UNITEDHEALTH GROUP I | 1,914 | 10,298 |
| H84989104 TE CONNECTIVITY LTD | 1,514 | 3,256 |
| 126650100 CVS HEALTH CORPORATI | 1,896 | 4,841 |
| 56501R106 MANULIFE FINANCIAL C | 4,079 | 6,568 |
| 594918104 MICROSOFT CORP | 3,565 | 21,223 |
| 867224107 SUNCOR ENERGY INC NE | 4,026 | 3,716 |
| 907818108 UNION PACIFIC CORP | 786 | 4,944 |
| 871829107 SYSCO CORP | 2,461 | 4,698 |
| 517834107 LAS VEGAS SANDS CORP | 4,180 | 4,909 |
| 512807108 LAM RESEARCH CORP CO | 1,178 | 5,199 |
| 254687106 WALT DISNEY CO | 1,626 | 5,895 |
| 17275R102 CISCO SYSTEMS INC | 2,987 | 6,613 |
| 30303M102 FACEBOOK INC | 2,812 | 2,959 |
| 285512109 ELECTRONIC ARTS INC | 3,290 | 5,288 |
| 883556102 THERMO FISHER SCIENT | 342 | 4,226 |
| 00287Y109 ABBVIE INC | 2,906 | 3,056 |
| 75513E101 RAYTHEON TECHNOLOGIE | 4,411 | 5,589 |

Investments Corporation Stock Schedule

| Name of Stock | End of Year Book Value | End of Year Fair Market Value |
|--------------------------------|------------------------|-------------------------------|
| 94106L109 WASTE MANAGEMENT INC | 5,009 | 6,190 |
| 11135F101 BROADCOM INC | 3,392 | 5,668 |
| 31620M106 FIDELITY NATL INFORM | 3,319 | 4,022 |
| 031162100 AMGEN INC | 2,676 | 2,617 |
| 09260D107 BLACKSTONE GROUP INC | 3,658 | 6,209 |
| 09247X101 BLACKROCK INC | 3,134 | 7,893 |
| Y2573F102 FLEX LTD | 1,452 | 2,960 |
| 25243Q205 DIAGEO PLC - ADR | 2,781 | 6,184 |
| 911312106 UNITED PARCEL SERVIC | 2,322 | 6,653 |
| 02079K107 ALPHABET INC CL C | 4,543 | 19,292 |
| 89151E109 TOTAL S.A. - ADR | 3,786 | 3,969 |
| 904767704 UNILEVER PLC - ADR | 3,558 | 3,958 |
| 405217100 HAIN CELESTIAL GROUP | 1,535 | 2,975 |
| 150870103 CELANESE CORP | 2,427 | 6,949 |
| 891160509 TORONTO DOMINION BK | 4,727 | 6,402 |
| H2906T109 GARMIN LTD | 3,174 | 4,978 |
| 609207105 MONDELEZ INTERNATION | 3,517 | 5,209 |
| 172967424 CITIGROUP INC. | 6,054 | 9,839 |
| 192446102 COGNIZANT TECH SOLUT | 2,963 | 4,079 |

TY 2020 Investments - Other Schedule

Name: HUDSON CHARITABLE TUW
EIN: 93-6195494

Investments Other Schedule 2

| Category/ Item | Listed at Cost or FMV | Book Value | End of Year Fair Market Value |
|--------------------------------|-----------------------|------------|-------------------------------|
| 922042858 VANGUARD EMERGING MA | | | |
| 464287226 ISHARES CORE U.S. AG | AT COST | 92,395 | 96,107 |
| 921937819 VANGUARD INTERMEDIAT | | | |
| 512807108 LAM RESEARCH CORP CO | | | |
| 192446102 COGNIZANT TECH SOLUT | | | |
| 609207105 MONDELEZ INTERNATION | | | |
| 91324P102 UNITEDHEALTH GROUP I | | | |
| 848574109 SPIRIT AEROSYTSEMS H | | | |
| 907818108 UNION PACIFIC CORP | | | |
| 56501R106 MANULIFE FINANCIAL C | | | |
| 58933Y105 MERCK & CO INC NEW | | | |
| 46434G103 ISHARES CORE MSCI EM | AT COST | 101,696 | 119,770 |
| 872540109 TJX COMPANIES INC | | | |
| 98978V103 ZOETIS INC | | | |
| 532457108 ELI LILLY & CO COM | | | |
| 02079K107 ALPHABET INC CL C | | | |
| H84989104 TE CONNECTIVITY LTD | | | |
| 63872T885 ASG GLOBAL ALTERNATI | | | |
| 00206R102 AT & T INC | | | |
| 87234N765 TCW EMRG MKTS INCM-I | | | |
| 277923264 EATON VANCE GLOB MAC | | | |
| 87612E106 TARGET CORP | | | |
| 375558103 GILEAD SCIENCES INC | | | |
| G29183103 EATON CORP PLC | | | |
| 64128R608 NEUBERGER BERMAN LON | | | |
| 31641Q755 FIDELITY NEW MRKTS I | AT COST | 19,399 | 19,295 |
| 09260C703 BLACKROCK GL L/S CRE | | | |
| 037833100 APPLE INC | | | |
| 254687106 WALT DISNEY CO | | | |
| 285512109 ELECTRONIC ARTS INC | | | |

Investments Other Schedule 2

| Category/ Item | Listed at Cost or FMV | Book Value | End of Year Fair Market Value |
|--------------------------------|-----------------------|------------|-------------------------------|
| 693475105 PNC FINANCIAL SERVIC | | | |
| 911312106 UNITED PARCEL SERVIC | | | |
| 654106103 NIKE INC CL B | | | |
| Y2573F102 FLEX LTD | | | |
| 867224107 SUNCOR ENERGY INC NE | | | |
| 464287606 ISHARES S&P MIDCAP 4 | | | |
| 464287705 ISHARES S&P MIDCAP 4 | | | |
| 46090F100 INVESCO OPTIMUM YIEL | AT COST | 13,453 | 21,974 |
| 00203H859 AQR MANAGED FUTURES | | | |
| 921943858 VANGUARD FTSE DEVELO | | | |
| 12572Q105 CME GROUP INC | | | |
| 46625H100 JPMORGAN CHASE & CO | | | |
| 17275R102 CISCO SYSTEMS INC | | | |
| H42097107 UBS GROUP AG | | | |
| 78463X863 SPDR DJ WILSHIRE INT | | | |
| 779919307 T ROWE PR REAL ESTAT | | | |
| 464287655 ISHARES RUSSELL 2000 | AT COST | 61,873 | 79,376 |
| 883556102 THERMO FISHER SCIENT | | | |
| 097023105 BOEING CO | | | |
| 150870103 CELANESE CORP | | | |
| 25243Q205 DIAGEO PLC - ADR | | | |
| 891160509 TORONTO DOMINION BK | | | |
| 437076102 HOME DEPOT INC | | | |
| 126650100 CVS HEALTH CORPORATI | | | |
| 771195104 ROCHE HOLDINGS LTD - | | | |
| 09247X101 BLACKROCK INC | | | |
| 172967424 CITIGROUP INC. | | | |
| 594918104 MICROSOFT CORP | | | |
| 921937827 VANGUARD BD INDEX FD | | | |
| 47803M168 JOHN HANCOCK II-CURR | | | |

Investments Other Schedule 2

| Category/ Item | Listed at Cost or FMV | Book Value | End of Year Fair Market Value |
|--------------------------------|------------------------------|-------------------|--------------------------------------|
| 26875P101 EOG RESOURCES, INC | | | |
| 517834107 LAS VEGAS SANDS CORP | | | |
| 405217100 HAIN CELESTIAL GROUP | | | |
| 89151E109 TOTAL S.A. - ADR | | | |
| 4812C0803 JPMORGAN HIGH YIELD | | | |
| 09260D107 BLACKSTONE GROUP INC | | | |
| 871829107 SYSCO CORP | | | |
| 11135F101 BROADCOM INC | | | |
| 803431410 JAMES ALPHA GL REAL | | | |
| 09857L108 BOOKING HOLDINGS INC | | | |
| 904784709 UNILEVER N.V. - ADR | | | |
| 31620M106 FIDELITY NATL INFORM | | | |
| 74440Y884 PGIM HIGH YIELD-Q 10 | AT COST | 60,971 | 67,652 |
| 75513E101 RAYTHEON TECHNOLOGIE | | | |
| 922908629 VANGUARD MIDCAP VIPE | AT COST | 115,204 | 173,086 |
| 92826C839 VISA INC-CLASS A SHR | | | |
| 94106L109 WASTE MANAGEMENT INC | | | |
| G5960L103 MEDTRONIC PLC | | | |
| 46434V613 ISHARES CORE TOTAL B | AT COST | 38,857 | 38,565 |
| 872365713 TCW EMRG MRKTS INC-P | AT COST | 37,639 | 38,302 |
| 27830W108 EV GL MACR ABS RTRN | AT COST | 19,381 | 19,421 |
| 464287804 ISHARES CORE S&P SMA | AT COST | 18,650 | 20,313 |

TY 2020 Other Decreases Schedule

Name: HUDSON CHARITABLE TUW
EIN: 93-6195494

| Description | Amount |
|------------------------|--------|
| MUTUAL FUND TIMING ADJ | 186 |

TY 2020 Other Expenses Schedule**Name:** HUDSON CHARITABLE TUW**EIN:** 93-6195494**Other Expenses Schedule**

| Description | Revenue and Expenses per Books | Net Investment Income | Adjusted Net Income | Disbursements for Charitable Purposes |
|--------------------------------|--------------------------------------|--------------------------|------------------------|---|
| FILING FEE/STATE TAX | 163 | 0 | | 163 |
| INVESTMENT EXPENSES - ADR FEES | 5 | 5 | | 0 |

TY 2020 Other Increases Schedule**Name:** HUDSON CHARITABLE TUW**EIN:** 93-6195494**Other Increases Schedule**

| Description | Amount |
|----------------------|--------|
| PY PENDING SALES ADJ | 1,596 |
| ROUNDING | 2 |

TY 2020 Taxes Schedule**Name:** HUDSON CHARITABLE TUW**EIN:** 93-6195494**Taxes Schedule**

| Category | Amount | Net Investment Income | Adjusted Net Income | Disbursements for Charitable Purposes |
|--------------------------------|---------------|----------------------------------|--------------------------------|--|
| FOREIGN TAXES | 418 | 418 | | 0 |
| FEDERAL TAX PAYMENT - PRIOR YE | 187 | 0 | | 0 |
| FEDERAL ESTIMATES - PRINCIPAL | 528 | 0 | | 0 |
| FOREIGN TAXES ON QUALIFIED FOR | 45 | 45 | | 0 |
| FOREIGN TAXES ON NONQUALIFIED | 101 | 101 | | 0 |