





For calendar year 2020, or tax year beginning 01-01-2020, and ending 12-31-2020

Name of foundation W G RAOUL FOUNDATION IA		A Employer identification number 58-6026051	
Number and street (or P.O. box number if mail is not delivered to street address) PO BOX 1908		Room/suite	
City or town, state or province, country, and ZIP or foreign postal code ORLANDO, FL 328021908		B Telephone number (see instructions) (404) 813-9304	
G Check all that apply: <input type="checkbox"/> Initial return <input type="checkbox"/> Initial return of a former public charity <input type="checkbox"/> Final return <input type="checkbox"/> Amended return <input type="checkbox"/> Address change <input type="checkbox"/> Name change		D 1. Foreign organizations, check here..... 2. Foreign organizations meeting the 85% test, check here and attach computation ...	
H Check type of organization: <input checked="" type="checkbox"/> Section 501(c)(3) exempt private foundation <input type="checkbox"/> Section 4947(a)(1) nonexempt charitable trust <input type="checkbox"/> Other taxable private foundation		E If private foundation status was terminated under section 507(b)(1)(A), check here	
I Fair market value of all assets at end of year (from Part II, col. (c), line 16) ▶\$ 5,129,748		F If the foundation is in a 60-month termination under section 507(b)(1)(B), check here	
J Accounting method: <input type="checkbox"/> Cash <input type="checkbox"/> Accrual <input type="checkbox"/> Other (specify) _____ (Part I, column (d) must be on cash basis.)			

Part I Analysis of Revenue and Expenses (The total of amounts in columns (b), (c), and (d) may not necessarily equal the amounts in column (a) (see instructions).)		(a) Revenue and expenses per books	(b) Net investment income	(c) Adjusted net income	(d) Disbursements for charitable purposes (cash basis only)
Revenue	1 Contributions, gifts, grants, etc., received (attach schedule)				
	2 Check <input checked="" type="checkbox"/> if the foundation is not required to attach Sch. B				
	3 Interest on savings and temporary cash investments				
	4 Dividends and interest from securities . . .	114,340	113,352		
	5a Gross rents				
	b Net rental income or (loss)				
	6a Net gain or (loss) from sale of assets not on line 10	-185,282			
	b Gross sales price for all assets on line 6a 1,414,379				
	7 Capital gain net income (from Part IV, line 2) . . .		0		
	8 Net short-term capital gain			0	
	9 Income modifications				
	10a Gross sales less returns and allowances				
Operating and Administrative Expenses	b Less: Cost of goods sold				
	c Gross profit or (loss) (attach schedule)				
	11 Other income (attach schedule)				
	12 Total. Add lines 1 through 11	-70,942	113,352		
	13 Compensation of officers, directors, trustees, etc.				
	14 Other employee salaries and wages		0	0	0
	15 Pension plans, employee benefits		0	0	
	16a Legal fees (attach schedule)				0
	b Accounting fees (attach schedule)	2,500	0	0	2,500
	c Other professional fees (attach schedule)	28,952	28,952		0
	17 Interest				0
	18 Taxes (attach schedule) (see instructions)	4,874	2,175		0
	19 Depreciation (attach schedule) and depletion	0	0		
	20 Occupancy				
	21 Travel, conferences, and meetings		0	0	
	22 Printing and publications		0	0	
	23 Other expenses (attach schedule)	841	841		
	24 Total operating and administrative expenses. Add lines 13 through 23	37,167	31,968	0	2,500
	25 Contributions, gifts, grants paid	204,714			204,714
	26 Total expenses and disbursements. Add lines 24 and 25	241,881	31,968	0	207,214
	27 Subtract line 26 from line 12:				
	a Excess of revenue over expenses and disbursements	-312,823			
	b Net investment income (if negative, enter -0-)		81,384		
				0	

Part II Balance Sheets		Attached schedules and amounts in the description column should be for end-of-year amounts only. (See instructions.)		
		Beginning of year	End of year	
		(a) Book Value	(b) Book Value	(c) Fair Market Value
Assets	1 Cash—non-interest-bearing	3,216		
	2 Savings and temporary cash investments	48,813	50,448	50,448
	3 Accounts receivable ▶ _____ Less: allowance for doubtful accounts ▶ _____		0	0
	4 Pledges receivable ▶ _____ Less: allowance for doubtful accounts ▶ _____			
	5 Grants receivable			
	6 Receivables due from officers, directors, trustees, and other disqualified persons (attach schedule) (see instructions)			
	7 Other notes and loans receivable (attach schedule) ▶ _____ Less: allowance for doubtful accounts ▶ _____ 0			
	8 Inventories for sale or use			
	9 Prepaid expenses and deferred charges			
	10a Investments—U.S. and state government obligations (attach schedule)			
	b Investments—corporate stock (attach schedule)		2,462,542	3,825,727
	c Investments—corporate bonds (attach schedule)			
	11 Investments—land, buildings, and equipment: basis ▶ _____ Less: accumulated depreciation (attach schedule) ▶ _____			
	12 Investments—mortgage loans			
	13 Investments—other (attach schedule)	3,984,442 	1,208,490	1,253,573
	14 Land, buildings, and equipment: basis ▶ _____ Less: accumulated depreciation (attach schedule) ▶ _____			
15 Other assets (describe ▶ _____)				
16 Total assets (to be completed by all filers—see the instructions. Also, see page 1, item I)	4,036,471	3,721,480	5,129,748	
Liabilities	17 Accounts payable and accrued expenses			
	18 Grants payable			
	19 Deferred revenue			
	20 Loans from officers, directors, trustees, and other disqualified persons			
	21 Mortgages and other notes payable (attach schedule)			
	22 Other liabilities (describe ▶ _____)			
	23 Total liabilities (add lines 17 through 22)		0	
Net Assets or Fund Balances	Foundations that follow FASB ASC 958, check here ▶ <input type="checkbox"/> and complete lines 24, 25, 29 and 30.			
	24 Net assets without donor restrictions			
	25 Net assets with donor restrictions			
	Foundations that do not follow FASB ASC 958, check here ▶ <input checked="" type="checkbox"/> and complete lines 26 through 30.			
	26 Capital stock, trust principal, or current funds	4,036,471	3,721,480	
	27 Paid-in or capital surplus, or land, bldg., and equipment fund			
	28 Retained earnings, accumulated income, endowment, or other funds			
	29 Total net assets or fund balances (see instructions)	4,036,471	3,721,480	
30 Total liabilities and net assets/fund balances (see instructions) .	4,036,471	3,721,480		

Part III Analysis of Changes in Net Assets or Fund Balances

1 Total net assets or fund balances at beginning of year—Part II, column (a), line 29 (must agree with end-of-year figure reported on prior year's return)	1	4,036,471
2 Enter amount from Part I, line 27a	2	-312,823
3 Other increases not included in line 2 (itemize) ▶ _____ 	3	3,207
4 Add lines 1, 2, and 3	4	3,726,855
5 Decreases not included in line 2 (itemize) ▶ _____ 	5	5,375
6 Total net assets or fund balances at end of year (line 4 minus line 5)—Part II, column (b), line 29 .	6	3,721,480

Complete only for assets showing gain in column (h) and owned by the foundation on 12/31/69				(l) Gains (Col. (h) gain minus col. (k), but not less than -0-) or Losses (from col.(h))
(i) F.M.V. as of 12/31/69	(j) Adjusted basis as of 12/31/69	(k) Excess of col. (i) over col. (j), if any		
a See Additional Data Table				
b				
c				
d				
e				

2 Capital gain net income or (net capital loss)	{ If gain, also enter in Part I, line 7 If (loss), enter -0- in Part I, line 7	2	-185,282
3 Net short-term capital gain or (loss) as defined in sections 1222(5) and (6):			
If gain, also enter in Part I, line 8, column (c) (see instructions). If (loss), enter -0- in Part I, line 8	{	3	

Part V Qualification Under Section 4940(e) for Reduced Tax on Net Investment Income

SECTION 4940(e) REPEALED ON DECEMBER 20, 2019 - DO NOT COMPLETE

1 Reserved			
(a) Reserved	(b) Reserved	(c) Reserved	(d) Reserved
2 Reserved		2	
3 Reserved.		3	
4 Reserved		4	
5 Reserved		5	
6 Reserved		6	
7 Reserved		7	
8 Reserved ,		8	

Part VI Excise Tax Based on Investment Income (Section 4940(a), 4940(b), 4940(e), or 4948—see instructions)

1a	Exempt operating foundations described in section 4940(d)(2), check here <input type="checkbox"/> and enter "N/A" on line 1. Date of ruling or determination letter: _____ (attach copy of letter if necessary—see instructions)		
b	Reserved.	1	1,131
c	All other domestic foundations enter 1.39% of line 27b. Exempt foreign organizations enter 4% of Part I, line 12, col. (b)		
2	Tax under section 511 (domestic section 4947(a)(1) trusts and taxable foundations only. Others enter -0-)	2	0
3	Add lines 1 and 2.	3	1,131
4	Subtitle A (income) tax (domestic section 4947(a)(1) trusts and taxable foundations only. Others enter -0-)	4	0
5	Tax based on investment income. Subtract line 4 from line 3. If zero or less, enter -0-.	5	1,131
6	Credits/Payments:		
a	2020 estimated tax payments and 2019 overpayment credited to 2020	6a	1,527
b	Exempt foreign organizations—tax withheld at source	6b	0
c	Tax paid with application for extension of time to file (Form 8868)	6c	0
d	Backup withholding erroneously withheld	6d	
7	Total credits and payments. Add lines 6a through 6d.	7	1,527
8	Enter any penalty for underpayment of estimated tax. Check here <input checked="" type="checkbox"/> if Form 2220 is attached.	8	0
9	Tax due. If the total of lines 5 and 8 is more than line 7, enter amount owed .	9	
10	Overpayment. If line 7 is more than the total of lines 5 and 8, enter the amount overpaid .	10	396
11	Enter the amount of line 10 to be: Credited to 2021 estimated tax 396 Refunded	11	0

Part VII-A Statements Regarding Activities

1a	During the tax year, did the foundation attempt to influence any national, state, or local legislation or did it participate or intervene in any political campaign?		Yes	No
b	Did it spend more than \$100 during the year (either directly or indirectly) for political purposes? (see Instructions for definition). <i>If the answer is "Yes" to 1a or 1b, attach a detailed description of the activities and copies of any materials published or distributed by the foundation in connection with the activities.</i>	1b		No
c	Did the foundation file Form 1120-POL for this year?	1c		No
d	Enter the amount (if any) of tax on political expenditures (section 4955) imposed during the year: (1) On the foundation. ► \$ _____ (2) On foundation managers. ► \$ _____			
e	Enter the reimbursement (if any) paid by the foundation during the year for political expenditure tax imposed on foundation managers. ► \$ _____			
2	Has the foundation engaged in any activities that have not previously been reported to the IRS? <i>If "Yes," attach a detailed description of the activities.</i>	2		No
3	Has the foundation made any changes, not previously reported to the IRS, in its governing instrument, articles of incorporation, or bylaws, or other similar instruments? <i>If "Yes," attach a conformed copy of the changes</i>	3		No
4a	Did the foundation have unrelated business gross income of \$1,000 or more during the year?	4a		No
b	If "Yes," has it filed a tax return on Form 990-T for this year?	4b		
5	Was there a liquidation, termination, dissolution, or substantial contraction during the year? <i>If "Yes," attach the statement required by General Instruction T.</i>	5		No
6	Are the requirements of section 508(e) (relating to sections 4941 through 4945) satisfied either: • By language in the governing instrument, or • By state legislation that effectively amends the governing instrument so that no mandatory directions that conflict with the state law remain in the governing instrument?	6	Yes	
7	Did the foundation have at least \$5,000 in assets at any time during the year? <i>If "Yes," complete Part II, col. (c), and Part XV.</i>	7	Yes	
8a	Enter the states to which the foundation reports or with which it is registered (see instructions) ► GA			
b	If the answer is "Yes" to line 7, has the foundation furnished a copy of Form 990-PF to the Attorney General (or designate) of each state as required by General Instruction G? <i>If "No," attach explanation.</i>	8b	Yes	
9	Is the foundation claiming status as a private operating foundation within the meaning of section 4942(j)(3) or 4942(j)(5) for calendar year 2020 or the taxable year beginning in 2020? See the instructions for Part XIV. <i>If "Yes," complete Part XIV</i>	9		No
10	Did any persons become substantial contributors during the tax year? <i>If "Yes," attach a schedule listing their names and addresses.</i>	10		No

Part VII-A Statements Regarding Activities (continued)

11	At any time during the year, did the foundation, directly or indirectly, own a controlled entity within the meaning of section 512(b)(13)? If "Yes," attach schedule. See instructions.	11		No
12	Did the foundation make a distribution to a donor advised fund over which the foundation or a disqualified person had advisory privileges? If "Yes," attach statement. See instructions	12		No
13	Did the foundation comply with the public inspection requirements for its annual returns and exemption application? Website address ► <u>N/A</u>	13	Yes	
14	The books are in care of ► <u>SUNTRUST BANK</u> Telephone no. ► <u>(404) 813-9304</u>			

Located at ► PO BOX 1908 ORLANDO FL ZIP+4 ► 328021908

15	Section 4947(a)(1) nonexempt charitable trusts filing Form 990-PF in lieu of Form 1041 —check here	<input type="checkbox"/>		
	and enter the amount of tax-exempt interest received or accrued during the year	► 15		
16	At any time during calendar year 2020, did the foundation have an interest in or a signature or other authority over a bank, securities, or other financial account in a foreign country?	16	Yes	No
	See the instructions for exceptions and filing requirements for FinCEN Form 114. If "Yes", enter the name of the foreign country ►			

Part VII-B Statements Regarding Activities for Which Form 4720 May Be Required

File Form 4720 if any item is checked in the "Yes" column, unless an exception applies.

		Yes	No
1a	During the year did the foundation (either directly or indirectly):		
	(1) Engage in the sale or exchange, or leasing of property with a disqualified person? <input type="checkbox"/> Yes <input checked="" type="checkbox"/> No		
	(2) Borrow money from, lend money to, or otherwise extend credit to (or accept it from) a disqualified person? <input type="checkbox"/> Yes <input checked="" type="checkbox"/> No		
	(3) Furnish goods, services, or facilities to (or accept them from) a disqualified person? <input type="checkbox"/> Yes <input checked="" type="checkbox"/> No		
	(4) Pay compensation to, or pay or reimburse the expenses of, a disqualified person? <input type="checkbox"/> Yes <input checked="" type="checkbox"/> No		
	(5) Transfer any income or assets to a disqualified person (or make any of either available for the benefit or use of a disqualified person)? <input type="checkbox"/> Yes <input checked="" type="checkbox"/> No		
	(6) Agree to pay money or property to a government official? (Exception. Check "No" if the foundation agreed to make a grant to or to employ the official for a period after termination of government service, if terminating within 90 days.) <input type="checkbox"/> Yes <input checked="" type="checkbox"/> No		
b	If any answer is "Yes" to 1a(1)–(6), did any of the acts fail to qualify under the exceptions described in Regulations section 53.4941(d)-3 or in a current notice regarding disaster assistance? See instructions	1b	
	Organizations relying on a current notice regarding disaster assistance check here. ► <input type="checkbox"/>		
c	Did the foundation engage in a prior year in any of the acts described in 1a, other than excepted acts, that were not corrected before the first day of the tax year beginning in 2020?	1c	No
2	Taxes on failure to distribute income (section 4942) (does not apply for years the foundation was a private operating foundation defined in section 4942(j)(3) or 4942(j)(5)):		
a	At the end of tax year 2020, did the foundation have any undistributed income (lines 6d and 6e, Part XIII) for tax year(s) beginning before 2020? <input type="checkbox"/> Yes <input checked="" type="checkbox"/> No		
	If "Yes," list the years ► 20____, 20____, 20____, 20____		
b	Are there any years listed in 2a for which the foundation is not applying the provisions of section 4942(a)(2) (relating to incorrect valuation of assets) to the year's undistributed income? (If applying section 4942(a)(2) to all years listed, answer "No" and attach statement—see instructions.)	2b	
c	If the provisions of section 4942(a)(2) are being applied to any of the years listed in 2a, list the years here. ► 20____, 20____, 20____, 20____		
3a	Did the foundation hold more than a 2% direct or indirect interest in any business enterprise at any time during the year? <input type="checkbox"/> Yes <input checked="" type="checkbox"/> No		
b	If "Yes," did it have excess business holdings in 2020 as a result of (1) any purchase by the foundation or disqualified persons after May 26, 1969; (2) the lapse of the 5-year period (or longer period approved by the Commissioner under section 4943(c)(7)) to dispose of holdings acquired by gift or bequest; or (3) the lapse of the 10-, 15-, or 20-year first phase holding period? (Use Schedule C, Form 4720, to determine if the foundation had excess business holdings in 2020.)	3b	
4a	Did the foundation invest during the year any amount in a manner that would jeopardize its charitable purposes?	4a	No
b	Did the foundation make any investment in a prior year (but after December 31, 1969) that could jeopardize its charitable purpose that had not been removed from jeopardy before the first day of the tax year beginning in 2020?	4b	No

Part VII-B Statements Regarding Activities for Which Form 4720 May Be Required (continued)

5a	During the year did the foundation pay or incur any amount to:		Yes	No
(1)	Carry on propaganda, or otherwise attempt to influence legislation (section 4945(e))?	<input type="checkbox"/> Yes <input checked="" type="checkbox"/> No		
(2)	Influence the outcome of any specific public election (see section 4955); or to carry on, directly or indirectly, any voter registration drive?	<input type="checkbox"/> Yes <input checked="" type="checkbox"/> No		
(3)	Provide a grant to an individual for travel, study, or other similar purposes?	<input type="checkbox"/> Yes <input checked="" type="checkbox"/> No		
(4)	Provide a grant to an organization other than a charitable, etc., organization described in section 4945(d)(4)(A)? See instructions.	<input type="checkbox"/> Yes <input checked="" type="checkbox"/> No		
(5)	Provide for any purpose other than religious, charitable, scientific, literary, or educational purposes, or for the prevention of cruelty to children or animals?	<input type="checkbox"/> Yes <input checked="" type="checkbox"/> No		
b	If any answer is "Yes" to 5a(1)–(5), did any of the transactions fail to qualify under the exceptions described in Regulations section 53.4945 or in a current notice regarding disaster assistance? See instructions.		5b	
	Organizations relying on a current notice regarding disaster assistance check here.	<input type="checkbox"/>		
c	If the answer is "Yes" to question 5a(4), does the foundation claim exemption from the tax because it maintained expenditure responsibility for the grant? If "Yes," attach the statement required by Regulations section 53.4945–5(d).	<input type="checkbox"/> Yes <input type="checkbox"/> No		
6a	Did the foundation, during the year, receive any funds, directly or indirectly, to pay premiums on a personal benefit contract?	<input type="checkbox"/> Yes <input checked="" type="checkbox"/> No	6b	No
b	Did the foundation, during the year, pay premiums, directly or indirectly, on a personal benefit contract? If "Yes" to 6b, file Form 8870.			
7a	At any time during the tax year, was the foundation a party to a prohibited tax shelter transaction?	<input type="checkbox"/> Yes <input checked="" type="checkbox"/> No	7b	
b	If "Yes," did the foundation receive any proceeds or have any net income attributable to the transaction?			
8	Is the foundation subject to the section 4960 tax on payment(s) of more than \$1,000,000 in remuneration or excess parachute payment during the year?	<input type="checkbox"/> Yes <input checked="" type="checkbox"/> No		

Part VIII Information About Officers, Directors, Trustees, Foundation Managers, Highly Paid Employees, and Contractors

1 List all officers, directors, trustees, foundation managers and their compensation. See instructions				
(a) Name and address	(b) Title, and average hours per week devoted to position	(c) Compensation (If not paid, enter -0-)	(d) Contributions to employee benefit plans and deferred compensation	(e) Expense account, other allowances
See Additional Data Table				
2 Compensation of five highest-paid employees (other than those included on line 1—see instructions). If none, enter "NONE."				
(a) Name and address of each employee paid more than \$50,000	(b) Title, and average hours per week devoted to position	(c) Compensation	(d) Contributions to employee benefit plans and deferred compensation	(e) Expense account, other allowances
NONE				
Total number of other employees paid over \$50,000.				0

Part VIII Information About Officers, Directors, Trustees, Foundation Managers, Highly Paid Employees, and Contractors (continued)
3 Five highest-paid independent contractors for professional services (see instructions). If none, enter "NONE".

(a) Name and address of each person paid more than \$50,000	(b) Type of service	(c) Compensation
NONE		
Total number of others receiving over \$50,000 for professional services. ►		0

Part IX-A Summary of Direct Charitable Activities

List the foundation's four largest direct charitable activities during the tax year. Include relevant statistical information such as the number of organizations and other beneficiaries served, conferences convened, research papers produced, etc.

	Expenses
1	
2	
3	
4	

Part IX-B Summary of Program-Related Investments (see instructions)

Describe the two largest program-related investments made by the foundation during the tax year on lines 1 and 2.	Amount
1	
2	
All other program-related investments. See instructions.	
3	
Total. Add lines 1 through 3 ►	

Part X Minimum Investment Return (All domestic foundations must complete this part. Foreign foundations, see instructions.)

1	Fair market value of assets not used (or held for use) directly in carrying out charitable, etc., purposes:		
a	Average monthly fair market value of securities.	1a	4,586,414
b	Average of monthly cash balances.	1b	34,990
c	Fair market value of all other assets (see instructions).	1c	0
d	Total (add lines 1a, b, and c).	1d	4,621,404
e	Reduction claimed for blockage or other factors reported on lines 1a and 1c (attach detailed explanation).	1e	0
2	Acquisition indebtedness applicable to line 1 assets.	2	0
3	Subtract line 2 from line 1d.	3	4,621,404
4	Cash deemed held for charitable activities. Enter 1 1/2% of line 3 (for greater amount, see instructions).	4	69,321
5	Net value of noncharitable-use assets. Subtract line 4 from line 3. Enter here and on Part V, line 4	5	4,552,083
6	Minimum investment return. Enter 5% of line 5.	6	227,604

Part XI Distributable Amount (see instructions) (Section 4942(j)(3) and (j)(5) private operating foundations and certain foreign organizations check here ☐ and do not complete this part.)

1	Minimum investment return from Part X, line 6.	1	227,604
2a	Tax on investment income for 2020 from Part VI, line 5.	2a	1,131
b	Income tax for 2020. (This does not include the tax from Part VI.).	2b	
c	Add lines 2a and 2b.	2c	1,131
3	Distributable amount before adjustments. Subtract line 2c from line 1.	3	226,473
4	Recoveries of amounts treated as qualifying distributions.	4	0
5	Add lines 3 and 4.	5	226,473
6	Deduction from distributable amount (see instructions).	6	0
7	Distributable amount as adjusted. Subtract line 6 from line 5. Enter here and on Part XIII, line 1.	7	226,473

Part XII Qualifying Distributions (see instructions)

1	Amounts paid (including administrative expenses) to accomplish charitable, etc., purposes:		
a	Expenses, contributions, gifts, etc.—total from Part I, column (d), line 26.	1a	207,214
b	Program-related investments—total from Part IX-B.	1b	0
2	Amounts paid to acquire assets used (or held for use) directly in carrying out charitable, etc., purposes.	2	0
3	Amounts set aside for specific charitable projects that satisfy the:		
a	Suitability test (prior IRS approval required).	3a	0
b	Cash distribution test (attach the required schedule).	3b	0
4	Qualifying distributions. Add lines 1a through 3b. Enter here and on Part V, line 8, and Part XIII, line 4	4	207,214
5	Foundations that qualify under section 4940(e) for the reduced rate of tax on net investment income. Enter 1% of Part I, line 27b. See instructions.	5	0
6	Adjusted qualifying distributions. Subtract line 5 from line 4.	6	207,214

Note: The amount on line 6 will be used in Part V, column (b), in subsequent years when calculating whether the foundation qualifies for the section 4940(e) reduction of tax in those years.

Part XIII Undistributed Income (see instructions)

	(a) Corpus	(b) Years prior to 2019	(c) 2019	(d) 2020
1 Distributable amount for 2020 from Part XI, line 7				226,473
2 Undistributed income, if any, as of the end of 2020:				
a Enter amount for 2019 only.			204,714	
b Total for prior years: 20____, 20____, 20____		0		
3 Excess distributions carryover, if any, to 2020:				
a From 2015.	0			
b From 2016.	0			
c From 2017.	0			
d From 2018.	0			
e From 2019.	0			
f Total of lines 3a through e.	0			
4 Qualifying distributions for 2020 from Part XII, line 4: ► \$ 207,214				
a Applied to 2019, but not more than line 2a			204,714	
b Applied to undistributed income of prior years (Election required—see instructions).		0		
c Treated as distributions out of corpus (Election required—see instructions).	0			
d Applied to 2020 distributable amount.				2,500
e Remaining amount distributed out of corpus	0			
5 Excess distributions carryover applied to 2020.	0			0
(If an amount appears in column (d), the same amount must be shown in column (a).)				
6 Enter the net total of each column as indicated below:	0			
a Corpus. Add lines 3f, 4c, and 4e. Subtract line 5				
b Prior years' undistributed income. Subtract line 4b from line 2b.		0		
c Enter the amount of prior years' undistributed income for which a notice of deficiency has been issued, or on which the section 4942(a) tax has been previously assessed.		0		
d Subtract line 6c from line 6b. Taxable amount—see instructions.		0		
e Undistributed income for 2019. Subtract line 4a from line 2a. Taxable amount—see instructions.			0	
f Undistributed income for 2021. Subtract lines 4d and 5 from line 1. This amount must be distributed in 2020.				223,973
7 Amounts treated as distributions out of corpus to satisfy requirements imposed by section 170(b)(1)(F) or 4942(g)(3) (Election may be required - see instructions).	0			
8 Excess distributions carryover from 2015 not applied on line 5 or line 7 (see instructions).	0			
9 Excess distributions carryover to 2021. Subtract lines 7 and 8 from line 6a.	0			
10 Analysis of line 9:				
a Excess from 2016.	0			
b Excess from 2017.	0			
c Excess from 2018.	0			
d Excess from 2019.	0			
e Excess from 2020.	0			

Part XIV Private Operating Foundations (see instructions and Part VII-A, question 9)

1a If the foundation has received a ruling or determination letter that it is a private operating foundation, and the ruling is effective for 2020, enter the date of the ruling. ▶					
b Check box to indicate whether the organization is a private operating foundation described in section <input type="checkbox"/> 4942(j)(3) or <input type="checkbox"/> 4942(j)(5)					
2a Enter the lesser of the adjusted net income from Part I or the minimum investment return from Part X for each year listed	Tax year	Prior 3 years			(e) Total
	(a) 2020	(b) 2019	(c) 2018	(d) 2017	
b 85% of line 2a					
c Qualifying distributions from Part XII, line 4 for each year listed					
d Amounts included in line 2c not used directly for active conduct of exempt activities					
e Qualifying distributions made directly for active conduct of exempt activities. Subtract line 2d from line 2c					
3 Complete 3a, b, or c for the alternative test relied upon:					
a "Assets" alternative test—enter:					
(1) Value of all assets					
(2) Value of assets qualifying under section 4942(j)(3)(B)(i)					
b "Endowment" alternative test— enter 2/3 of minimum investment return shown in Part X, line 6 for each year listed. . .					
c "Support" alternative test—enter:					
(1) Total support other than gross investment income (interest, dividends, rents, payments on securities loans (section 512(a)(5)), or royalties)					
(2) Support from general public and 5 or more exempt organizations as provided in section 4942(j)(3)(B)(iii). . . .					
(3) Largest amount of support from an exempt organization					
(4) Gross investment income					

Part XV Supplementary Information (Complete this part only if the foundation had \$5,000 or more in assets at any time during the year—see instructions.)

1 Information Regarding Foundation Managers:	
a List any managers of the foundation who have contributed more than 2% of the total contributions received by the foundation before the close of any tax year (but only if they have contributed more than \$5,000). (See section 507(d)(2).)	
NONE	
b List any managers of the foundation who own 10% or more of the stock of a corporation (or an equally large portion of the ownership of a partnership or other entity) of which the foundation has a 10% or greater interest.	
NONE	
2 Information Regarding Contribution, Grant, Gift, Loan, Scholarship, etc., Programs:	
Check here <input type="checkbox"/> if the foundation only makes contributions to preselected charitable organizations and does not accept unsolicited requests for funds. If the foundation makes gifts, grants, etc. to individuals or organizations under other conditions, complete items 2a, b, c, and d. See instructions	
a The name, address, and telephone number or e-mail address of the person to whom applications should be addressed:	
SUNTRUST BANK AMY GREEN PO BOX 4655 MC 221 ATLANTA, GA 30302 (404) 588-7347	
b The form in which applications should be submitted and information and materials they should include:	
WWW.FDNWEB.ORG/RAOUL	
c Any submission deadlines:	
MARCH 15 AND AUGUST 15	
d Any restrictions or limitations on awards, such as by geographical areas, charitable fields, kinds of institutions, or other factors:	
ESTABLISHED IN 1913 FOR LUNG RELATED DISEASES IN GEORGIA WITH INTEREST IN PEDIATRIC PROGRAMS	

Part XV **Supplementary Information** (continued)**3 Grants and Contributions Paid During the Year or Approved for Future Payment**

Recipient	If recipient is an individual, show any relationship to any foundation manager or substantial contributor	Foundation status of recipient	Purpose of grant or contribution	Amount
Name and address (home or business)				
a <i>Paid during the year</i> See Additional Data Table				
Total ► 3a				204,714
b <i>Approved for future payment</i>				
Total ► 3b				

Enter gross amounts unless otherwise indicated.

	(a) Business code	(b) Amount	(c) Exclusion code	(d) Amount	(e) (See instructions.)
1 Program service revenue:					
a _____					
b _____					
c _____					
d _____					
e _____					
f _____					
g Fees and contracts from government agencies					
2 Membership dues and assessments. . . .					
3 Interest on savings and temporary cash investments					
4 Dividends and interest from securities. . . .			14	114,340	
5 Net rental income or (loss) from real estate:					
a Debt-financed property.					
b Not debt-financed property.					
6 Net rental income or (loss) from personal property					
7 Other investment income.					
8 Gain or (loss) from sales of assets other than inventory			18	-185,282	
9 Net income or (loss) from special events:					
10 Gross profit or (loss) from sales of inventory					
11 Other revenue: a _____					
b _____					
c _____					
d _____					
e _____					
12 Subtotal. Add columns (b), (d), and (e). .				-70,942	
13 Total. Add line 12, columns (b), (d), and (e). (See worksheet in line 13 instructions to verify calculations.)			13	-70,942	-70,942

[illegible]

Information Regarding Transfers To and Transactions and Relationships With Noncharitable Exempt Organizations

		Yes	No
--	--	-----	----

--	--	--

1a(1)	No
--------------	-----------

1a(2)		No
-------	--	----

--	--	--

1b(1)	No
--------------	-----------

1b(2)		No
--------------	--	-----------

1b(3)		No
--------------	--	-----------

1b(4)		No
--------------	--	-----------

1b(5)		No
--------------	--	-----------

1b(6)		No
--------------	--	-----------

1c		No
-----------	--	-----------

value
ue[illegible]

described in section 501(c) (other than section 501(c)(3)) or in section 527? ☐ Yes ☒ No

(a) Name of organization	(b) Type of organization	(c) Description of relationship

Under penalties of perjury, I declare that I have examined this return, including accompanying schedules and statements, and to the best of my knowledge and belief, it is true, correct, and complete. Declaration of preparer (other than taxpayer) is based on all information of which preparer has any knowledge.

**Sign
Here**

2021-06-30

Signature of officer or trustee

Date _____

Title

May the IRS discuss this return with the preparer shown below

(see instr.) ☒ Yes ☐ No

**Paid
Preparer
Use Only**

Print/Type preparer's name RICHARD RALEIGH	Preparer's Signature	Date 2021-07-27	Check if self-employed <input type="checkbox"/>	PTIN P00382844
Firm's name ▶ ERNST & YOUNG US LLP				Firm's EIN ▶ 34-6565596
Firm's address ▶ 40 WESTMINSTER ST STE 800 PROVIDENCE, RI 02903				Phone no. (401) 457-3839

Form 990PF Part IV - Capital Gains and Losses for Tax on Investment Income - Columns a - d

List and describe the kind(s) of property sold (e.g., real estate, (a) 2-story brick warehouse; or common stock, 200 shs. MLC Co.)	(b) How acquired P—Purchase D—Donation	(c) Date acquired (mo., day, yr.)	(d) Date sold (mo., day, yr.)
.6349 FERROVIAL SA UNSPONS ADR		2018-10-30	2020-01-02
170. ALUMINA LTD SPONS ADR		2019-11-12	2020-01-17
22. AUSTRALIA & NEW ZEALAND SPONS ADR		2019-03-27	2020-01-17
17. BANCO DE CHILE SPONS ADR		2019-11-12	2020-01-17
40. CHR HANSEN HOLDINGS SPONS ADR		2019-10-10	2020-01-17
120. CHINA SHENHUA ENERGY CO UNSPONS ADR		2019-08-19	2020-01-17
52. COMPANHIA SIDERURGICA SPONS ADR			2020-01-17
20. CIA DE MINAS BUENAVENTUR SPONS ADR		2019-10-10	2020-01-17
2. ECOPETROL SPONS ADR		2018-12-04	2020-01-17
96. GUANGSHEN RAILWAY CO SPONS ADR			2020-01-17

Form 990PF Part IV - Capital Gains and Losses for Tax on Investment Income - Columns e - h

(e) Gross sales price	(f) Depreciation allowed (or allowable)	(g) Cost or other basis plus expense of sale	(h) Gain or (loss) (e) plus (f) minus (g)
19		12	7
1,063		1,131	-68
385		404	-19
362		384	-22
739		775	-36
962		961	1
181		108	73
271		292	-21
41		41	
1,492		1,615	-123

Form 990PF Part IV - Capital Gains and Losses for Tax on Investment Income - Columns i - l

Complete only for assets showing gain in column (h) and owned by the foundation on 12/31/69			(l) Gains (Col. (h) gain minus col. (k), but not less than -0-) or Losses (from col.(h))
(i) F.M.V. as of 12/31/69	Adjusted basis (j) as of 12/31/69	Excess of col. (i) (k) over col. (j), if any	
			7
			-68
			-19
			-22
			-36
			1
			73
			-21
			-123

Form 990PF Part IV - Capital Gains and Losses for Tax on Investment Income - Columns a - d

List and describe the kind(s) of property sold (e.g., real estate, (a) 2-story brick warehouse; or common stock, 200 shs. MLC Co.)	(b) How acquired P—Purchase D—Donation	(c) Date acquired (mo., day, yr.)	(d) Date sold (mo., day, yr.)
75. HONG KONG & CHINA GAS LTD SPONS ADR		2019-12-16	2020-01-17
9. JD COM INC SPONS ADR		2018-10-30	2020-01-17
53. KASIKORNBANK PUBLIC COMPANY LTD ADR		2018-01-03	2020-01-17
476. LLOYDS BANKING GROUP PLC-SPONS ADR		2019-12-16	2020-01-17
15. MIZUHO FINANCIAL GROUP INC SPONS ADR		2019-11-12	2020-01-17
2. MOBILE TELESYSTEMS SPONS ADR		2018-09-11	2020-01-17
42. ORANGE SPONS ADR		2019-02-12	2020-01-17
4. PT ASTRA INTL UNSPONS ADR		2018-05-22	2020-01-17
17. PETROCHINA CO LTD SPONS ADR		2019-08-19	2020-01-17
11. PETROLEO BRASILEIRO SPONS ADR		2018-01-03	2020-01-17

Form 990PF Part IV - Capital Gains and Losses for Tax on Investment Income - Columns e - h

(e) Gross sales price	(f) Depreciation allowed (or allowable)	(g) Cost or other basis plus expense of sale	(h) Gain or (loss) (e) plus (f) minus (g)
155		149	6
363		200	163
988		1,589	-601
1,437		1,704	-267
45		48	-3
21		15	6
609		630	-21
41		39	2
866		841	25
157		115	42

Form 990PF Part IV - Capital Gains and Losses for Tax on Investment Income - Columns i - l

Complete only for assets showing gain in column (h) and owned by the foundation on 12/31/69			(l) Gains (Col. (h) gain minus col. (k), but not less than -0-) or Losses (from col.(h))
(i) F.M.V. as of 12/31/69	(j) Adjusted basis as of 12/31/69	(k) Excess of col. (i) over col. (j), if any	
			6
			163
			-601
			-267
			-3
			6
			-21
			2
			25
			42

Form 990PF Part IV - Capital Gains and Losses for Tax on Investment Income - Columns a - d

List and describe the kind(s) of property sold (e.g., real estate, (a) 2-story brick warehouse; or common stock, 200 shs. MLC Co.)	(b) How acquired P—Purchase D—Donation	(c) Date acquired (mo., day, yr.)	(d) Date sold (mo., day, yr.)
77. RED ELECTRICA CORP UNSPONS ADR		2018-05-30	2020-01-17
84. SUMITOMO CHEM CO LTD UNSPONS ADR			2020-01-17
37. SURGUTNEFTEGAZ PJSC SPONS PFD ADR		2019-08-19	2020-01-17
3. TAIWAN SEMICONDUCTOR SPONS ADR		2018-09-28	2020-01-17
84. WIPRO LTD SPONS ADR			2020-01-17
45. WOORI FINANCIAL GROUP INC SPONS ADR		2018-02-05	2020-01-17
2. NXP SEMICONDUCTORS		2019-01-08	2020-01-17
2. AMAZON.COM INC		2018-12-31	2020-01-21
10. APPLIED MATERIALS INC		2018-10-29	2020-01-21
95. MARATHON PETROLEUM CORPORATION		2019-10-10	2020-01-21

Form 990PF Part IV - Capital Gains and Losses for Tax on Investment Income - Columns e - h

(e) Gross sales price	(f) Depreciation allowed (or allowable)	(g) Cost or other basis plus expense of sale	(h) Gain or (loss) (e) plus (f) minus (g)
754		755	-1
1,843		1,967	-124
224		180	44
176		133	43
321		357	-36
1,246		2,041	-795
268		152	116
3,784		3,037	747
632		311	321
5,336		5,884	-548

Form 990PF Part IV - Capital Gains and Losses for Tax on Investment Income - Columns i - l

Complete only for assets showing gain in column (h) and owned by the foundation on 12/31/69			(l) Gains (Col. (h) gain minus col. (k), but not less than -0-) or Losses (from col.(h))
(i) F.M.V. as of 12/31/69	(j) Adjusted basis as of 12/31/69	(k) Excess of col. (i) over col. (j), if any	
			-1
			-124
			44
			43
			-36
			-795
			116
			747
			321
			-548

Form 990PF Part IV - Capital Gains and Losses for Tax on Investment Income - Columns a - d			
List and describe the kind(s) of property sold (e.g., real estate, (a) 2-story brick warehouse; or common stock, 200 shs. MLC Co.)	(b) How acquired P—Purchase D—Donation	(c) Date acquired (mo., day, yr.)	(d) Date sold (mo., day, yr.)
42. TRIPADVISOR INC			2020-01-21
141. TWITTER INC		2019-10-10	2020-01-21
7. JOHNSON CONTROLS INTERNATIONAL PLC		2018-12-31	2020-01-21
9. SEAGATE TECHNOLOGY PLC		2018-12-31	2020-01-21
48. ACS ACTIVIDADES DE CONS UNSPONS ADR		2018-03-13	2020-02-20
51. A.P. MOLLER-MAERSK UNSPONS ADR		2020-01-17	2020-02-20
15. ADECCO GROUP AG UNSPONS ADR		2018-10-30	2020-02-20
52. ASHAI KASEI CORP UNSPONS ADR			2020-02-20
1. CANON INC SPONS ADR		2020-01-17	2020-02-20
13. CANON INC SPONS ADR		2019-01-08	2020-02-20

Form 990PF Part IV - Capital Gains and Losses for Tax on Investment Income - Columns e - h

(e) Gross sales price	(f) Depreciation allowed (or allowable)	(g) Cost or other basis plus expense of sale	(h) Gain or (loss) (e) plus (f) minus (g)
1,280		1,475	-195
4,805		5,577	-772
287		205	82
549		349	200
321		335	-14
302		325	-23
446		359	87
955		1,102	-147
25		28	-3
325		363	-38

Form 990PF Part IV - Capital Gains and Losses for Tax on Investment Income - Columns i - l

Complete only for assets showing gain in column (h) and owned by the foundation on 12/31/69			(l) Gains (Col. (h) gain minus col. (k), but not less than -0-) or Losses (from col.(h))
(i) F.M.V. as of 12/31/69	(j) Adjusted basis as of 12/31/69	(k) Excess of col. (i) over col. (j), if any	
			-195
			-772
			82
			200
			-14
			-23
			87
			-147
			-3
			-38

Form 990PF Part IV - Capital Gains and Losses for Tax on Investment Income - Columns a - d

List and describe the kind(s) of property sold (e.g., real estate, (a) 2-story brick warehouse; or common stock, 200 shs. MLC Co.)	(b) How acquired P—Purchase D—Donation	(c) Date acquired (mo., day, yr.)	(d) Date sold (mo., day, yr.)
5. CARREFOUR SA SPONS ADR		2019-01-08	2020-02-20
44. CIE FINANCIERE RICH UNSPONS ADR			2020-02-20
11. COMPANHIA SIDERURGICA SPONS ADR		2018-07-02	2020-02-20
19. EAST JAPAN RAILWAY CO UNSPONS ADR		2018-04-17	2020-02-20
2. FORTESCUE METALS GROUP SPONS ADR		2018-10-30	2020-02-20
2. GIVAUDAN SA UNSPONS ADR		2018-10-30	2020-02-20
22. HENKEL AG & CO KGAA SPONS PFD ADR		2019-12-16	2020-02-20
2. ING GROEP NV SPONS ADR		2019-09-19	2020-02-20
5. JD COM INC SPONS ADR		2018-10-30	2020-02-20
55. KOMATSU LTD SPONS ADR		2019-06-11	2020-02-20

Form 990PF Part IV - Capital Gains and Losses for Tax on Investment Income - Columns e - h

(e) Gross sales price	(f) Depreciation allowed (or allowable)	(g) Cost or other basis plus expense of sale	(h) Gain or (loss) (e) plus (f) minus (g)
17		18	-1
321		318	3
33		22	11
254		294	-40
30		12	18
138		95	43
555		565	-10
22		21	1
212		111	101
1,133		1,263	-130

Form 990PF Part IV - Capital Gains and Losses for Tax on Investment Income - Columns i - l

Complete only for assets showing gain in column (h) and owned by the foundation on 12/31/69			(I) Gains (Col. (h) gain minus col. (k), but not less than -0-) or Losses (from col.(h))
(i) F.M.V. as of 12/31/69	Adjusted basis (j) as of 12/31/69	Excess of col. (i) (k) over col. (j), if any	
			-1
			3
			11
			-40
			18
			43
			-10
			1
			101
			-130

Form 990PF Part IV - Capital Gains and Losses for Tax on Investment Income - Columns a - d

List and describe the kind(s) of property sold (e.g., real estate, (a) 2-story brick warehouse; or common stock, 200 shs. MLC Co.)	(b) How acquired P—Purchase D—Donation	(c) Date acquired (mo., day, yr.)	(d) Date sold (mo., day, yr.)
9. LONDON STOCK EXCHANGE UNSPONS ADR		2018-10-30	2020-02-20
108. MITSUBISHI UFJ FINANCIAL-SPONS ADR		2019-12-16	2020-02-20
18. NEDBANK GROUP LTD SPONS ADR		2020-01-17	2020-02-20
23. OMV AG SPONS ADR		2019-08-19	2020-02-20
10. PETROCHINA CO LTD SPONS ADR		2019-08-19	2020-02-20
132. REPSOL SA SPONS-ADR		2019-12-16	2020-02-20
2. ROYAL DUTCH SHELL PLC SPONS ADR		2019-01-08	2020-02-20
57. ROYAL DUTCH SHELL PLC SPONS ADR			2020-02-20
40. RYOHIN KEIKAKU CO UNSPONS ADR		2019-06-11	2020-02-20
33. SASOL LTD SPONS ADR		2019-08-19	2020-02-20

Form 990PF Part IV - Capital Gains and Losses for Tax on Investment Income - Columns e - h

(e) Gross sales price	(f) Depreciation allowed (or allowable)	(g) Cost or other basis plus expense of sale	(h) Gain or (loss) (e) plus (f) minus (g)
249		124	125
543		592	-49
232		259	-27
1,098		1,163	-65
439		495	-56
1,753		2,105	-352
100		121	-21
2,856		3,336	-480
622		719	-97
492		592	-100

Form 990PF Part IV - Capital Gains and Losses for Tax on Investment Income - Columns i - l

Complete only for assets showing gain in column (h) and owned by the foundation on 12/31/69			(l) Gains (Col. (h) gain minus col. (k), but not less than -0-) or Losses (from col.(h))
(i) F.M.V. as of 12/31/69	(j) Adjusted basis as of 12/31/69	(k) Excess of col. (i) over col. (j), if any	
			125
			-49
			-27
			-65
			-56
			-352
			-21
			-480
			-97
			-100

Form 990PF Part IV - Capital Gains and Losses for Tax on Investment Income - Columns a - d

List and describe the kind(s) of property sold (e.g., real estate, (a) 2-story brick warehouse; or common stock, 200 shs. MLC Co.)	(b) How acquired P—Purchase D—Donation	(c) Date acquired (mo., day, yr.)	(d) Date sold (mo., day, yr.)
43. SINGAPORE TELECOM SPONS ADR			2020-02-20
41. STANDARD BANK GROUP SPONS ADR		2019-11-12	2020-02-20
23. TAKEDA PHARMACEUTICAL SPONS ADR		2019-11-12	2020-02-20
8. TATA MOTORS LTD SPONS ADR		2018-10-30	2020-02-20
13. TELIA COMPANY AB UNSPONS ADR		2019-05-08	2020-02-20
47. TORAY INDS UNSPONS ADR		2020-01-17	2020-02-20
15. TOTALENERGIES SE			2020-02-20
196. TREASURY WINE ESTATES LTD SPONS ADR		2019-01-08	2020-02-20
51. VEDANTA LTD SPONS ADR		2019-02-12	2020-02-20
21. VEDANTA LTD SPONS ADR		2019-11-12	2020-02-20

Form 990PF Part IV - Capital Gains and Losses for Tax on Investment Income - Columns e - h

(e) Gross sales price	(f) Depreciation allowed (or allowable)	(g) Cost or other basis plus expense of sale	(h) Gain or (loss) (e) plus (f) minus (g)
960		1,065	-105
438		488	-50
428		452	-24
88		97	-9
111		110	1
585		643	-58
730		839	-109
1,574		2,048	-474
406		444	-38
167		183	-16

Form 990PF Part IV - Capital Gains and Losses for Tax on Investment Income - Columns i - l

Complete only for assets showing gain in column (h) and owned by the foundation on 12/31/69			(l) Gains (Col. (h) gain minus col. (k), but not less than -0-) or Losses (from col.(h))
(i) F.M.V. as of 12/31/69	(j) Adjusted basis as of 12/31/69	(k) Excess of col. (i) over col. (j), if any	
			-105
			-50
			-24
			-9
			1
			-58
			-109
			-474
			-38
			-16

Form 990PF Part IV - Capital Gains and Losses for Tax on Investment Income - Columns a - d			
List and describe the kind(s) of property sold (e.g., real estate, (a) 2-story brick warehouse; or common stock, 200 shs. MLC Co.)	(b) How acquired P—Purchase D—Donation	(c) Date acquired (mo., day, yr.)	(d) Date sold (mo., day, yr.)
6. VESTAS WIND SYSTEMS UNSPONS ADR		2018-08-07	2020-02-20
60. WOODSIDE PETROLEUM SPONS ADR		2019-12-16	2020-02-20
3. WOODSIDE PETROLEUM SPONS ADR		2018-04-17	2020-02-20
3. CREDICORP LIMITED		2018-01-03	2020-02-20
16. APPLIED MATERIALS INC		2018-10-29	2020-02-25
58. BAKER HUGHES CO			2020-02-25
4. BOOKING HOLDINGS INC		2019-10-10	2020-02-25
41. BORGWARNER INC		2019-10-10	2020-02-25
73. CARNIVAL CORP			2020-02-25
210. DEVON ENERGY CORP		2018-12-31	2020-02-25

Form 990PF Part IV - Capital Gains and Losses for Tax on Investment Income - Columns e - h

(e) Gross sales price	(f) Depreciation allowed (or allowable)	(g) Cost or other basis plus expense of sale	(h) Gain or (loss) (e) plus (f) minus (g)
207		125	82
1,331		1,451	-120
67		71	-4
602		652	-50
942		498	444
1,079		1,234	-155
6,906		7,852	-946
1,261		1,452	-191
2,616		3,069	-453
3,732		4,711	-979

Form 990PF Part IV - Capital Gains and Losses for Tax on Investment Income - Columns i - l

Complete only for assets showing gain in column (h) and owned by the foundation on 12/31/69			(l) Gains (Col. (h) gain minus col. (k), but not less than -0-) or Losses (from col.(h))
(i) F.M.V. as of 12/31/69	(j) Adjusted basis as of 12/31/69	(k) Excess of col. (i) over col. (j), if any	
			82
			-120
			-4
			-50
			444
			-155
			-946
			-191
			-453
			-979

Form 990PF Part IV - Capital Gains and Losses for Tax on Investment Income - Columns a - d

List and describe the kind(s) of property sold (e.g., real estate, (a) 2-story brick warehouse; or common stock, 200 shs. MLC Co.)	(b) How acquired P—Purchase D—Donation	(c) Date acquired (mo., day, yr.)	(d) Date sold (mo., day, yr.)
61. DUPONT DE NEMOURS INC		2019-10-10	2020-02-25
174. EXXON MOBIL CORP		2018-04-09	2020-02-25
54. EXXON MOBIL CORP		2019-03-06	2020-02-25
3. MSCI INC		2018-10-29	2020-02-25
292. NOBLE ENERGY INC		2018-12-31	2020-02-25
76. OCCIDENTAL PETE CORP		2020-01-21	2020-02-25
32. CHARLES SCHWAB CORP		2020-01-21	2020-02-25
54. 3M CO			2020-02-25
21. UNITED AIRLINES HOLDINGS INC		2019-10-10	2020-02-25
101. UNITED PARCEL SERVICE CL B			2020-02-25

Form 990PF Part IV - Capital Gains and Losses for Tax on Investment Income - Columns e - h

(e) Gross sales price	(f) Depreciation allowed (or allowable)	(g) Cost or other basis plus expense of sale	(h) Gain or (loss) (e) plus (f) minus (g)
2,895		3,852	-957
9,429		13,029	-3,600
2,926		4,282	-1,356
901		429	472
4,552		5,444	-892
2,750		3,369	-619
1,331		1,551	-220
7,929		9,673	-1,744
1,482		1,834	-352
9,483		11,628	-2,145

Form 990PF Part IV - Capital Gains and Losses for Tax on Investment Income - Columns i - l

Complete only for assets showing gain in column (h) and owned by the foundation on 12/31/69			(l) Gains (Col. (h) gain minus col. (k), but not less than -0-) or Losses (from col.(h))
(i) F.M.V. as of 12/31/69	(j) Adjusted basis as of 12/31/69	(k) Excess of col. (i) over col. (j), if any	
			-957
			-3,600
			-1,356
			472
			-892
			-619
			-220
			-1,744
			-352
			-2,145

Form 990PF Part IV - Capital Gains and Losses for Tax on Investment Income - Columns a - d

List and describe the kind(s) of property sold (e.g., real estate, (a) 2-story brick warehouse; or common stock, 200 shs. MLC Co.)	(b) How acquired P—Purchase D—Donation	(c) Date acquired (mo., day, yr.)	(d) Date sold (mo., day, yr.)
16. UNITED PARCEL SERVICE CL B		2018-10-29	2020-02-25
91. WALGREENS BOOTS ALLIANCE INC		2019-10-10	2020-02-25
201. TECHNIPFMC LTD		2018-12-31	2020-02-25
.8264 INGERSOLL-RAND INC		2018-10-29	2020-03-16
39. AAC TECH HOLDINGS UNSPONS ADR		2019-08-19	2020-03-24
98. ABB LTD SPONS ADR			2020-03-24
134. AGC INC UNSPONS ADR		2019-10-10	2020-03-24
57. ASE TECHNOLOGY HOLDING CO LTD ADR			2020-03-24
79. ACCOR SA SPONS ADR		2019-05-08	2020-03-24
76. ADECCO GROUP AG UNSPONS ADR		2018-10-30	2020-03-24

Form 990PF Part IV - Capital Gains and Losses for Tax on Investment Income - Columns e - h

(e) Gross sales price	(f) Depreciation allowed (or allowable)	(g) Cost or other basis plus expense of sale	(h) Gain or (loss) (e) plus (f) minus (g)
1,502		1,682	-180
4,322		4,818	-496
3,067		3,908	-841
18		20	-2
196		183	13
1,631		1,873	-242
620		833	-213
206		256	-50
434		639	-205
1,361		1,816	-455

Form 990PF Part IV - Capital Gains and Losses for Tax on Investment Income - Columns i - l

Complete only for assets showing gain in column (h) and owned by the foundation on 12/31/69			(l) Gains (Col. (h) gain minus col. (k), but not less than -0-) or Losses (from col.(h))
(i) F.M.V. as of 12/31/69	(j) Adjusted basis as of 12/31/69	(k) Excess of col. (i) over col. (j), if any	
			-180
			-496
			-841
			-2
			13
			-242
			-213
			-50
			-205
			-455

Form 990PF Part IV - Capital Gains and Losses for Tax on Investment Income - Columns a - d			
List and describe the kind(s) of property sold (e.g., real estate, (a) 2-story brick warehouse; or common stock, 200 shs. MLC Co.)	(b) How acquired P—Purchase D—Donation	(c) Date acquired (mo., day, yr.)	(d) Date sold (mo., day, yr.)
4. ADIDAS AG SPONS ADR		2018-05-30	2020-03-24
92. AKZO NOBEL NV SPONS ADR			2020-03-24
119. ALLIANZ SE UNSPONS ADR			2020-03-24
9. ALPS ALPINE CO LTD UNSPONS ADR		2019-08-19	2020-03-24
147. ALSTOM SA UNSPONS ADR		2019-10-10	2020-03-24
48. ANGLO AMERICAN PLC SPONS ADR		2020-02-20	2020-03-24
37. ANGLO AMERICAN PLC SPONS ADR		2018-12-04	2020-03-24
25. ANGLOGOLD ASHANTI LIMITED SPONS ADR		2018-07-02	2020-03-24
9. ASSOCIATED BRIT FOODS UNSPONS ADR		2020-02-20	2020-03-24
262. AVIVA PLC SPONS ADR		2019-08-19	2020-03-24

Form 990PF Part IV - Capital Gains and Losses for Tax on Investment Income - Columns e - h			
(e) Gross sales price	(f) Depreciation allowed (or allowable)	(g) Cost or other basis plus expense of sale	(h) Gain or (loss) (e) plus (f) minus (g)
419		460	-41
1,807		2,760	-953
1,933		2,440	-507
169		299	-130
577		600	-23
354		660	-306
273		389	-116
446		206	240
172		306	-134
1,467		2,304	-837

Form 990PF Part IV - Capital Gains and Losses for Tax on Investment Income - Columns i - l			
Complete only for assets showing gain in column (h) and owned by the foundation on 12/31/69			(l) Gains (Col. (h) gain minus col. (k), but not less than -0-) or Losses (from col.(h))
(i) F.M.V. as of 12/31/69	(j) Adjusted basis as of 12/31/69	(k) Excess of col. (i) over col. (j), if any	
			-41
			-953
			-507
			-130
			-23
			-306
			-116
			240
			-134
			-837

Form 990PF Part IV - Capital Gains and Losses for Tax on Investment Income - Columns a - d			
List and describe the kind(s) of property sold (e.g., real estate, (a) 2-story brick warehouse; or common stock, 200 shs. MLC Co.)	(b) How acquired P—Purchase D—Donation	(c) Date acquired (mo., day, yr.)	(d) Date sold (mo., day, yr.)
54. AXA SPONS ADR			2020-03-24
16. AXA SPONS ADR		2018-07-02	2020-03-24
25. BAE SYSTEMS PLC SPONS ADR			2020-03-24
39. BHP GROUP PLC SPONS ADR		2018-01-03	2020-03-24
5. BAIDU INC SPONS ADR		2019-08-19	2020-03-24
277. BANCO BRADESCO SPONS ADR		2018-07-02	2020-03-24
23. BAYER AG SPONS ADR		2019-06-11	2020-03-24
211. BRENNTAG SE UNSPONS ADR		2018-12-04	2020-03-24
36. BUNZL PLC SPONS ADR		2019-08-19	2020-03-24
23. BUNZL PLC SPONS ADR			2020-03-24

Form 990PF Part IV - Capital Gains and Losses for Tax on Investment Income - Columns e - h

(e) Gross sales price	(f) Depreciation allowed (or allowable)	(g) Cost or other basis plus expense of sale	(h) Gain or (loss) (e) plus (f) minus (g)
929		1,330	-401
275		390	-115
550		605	-55
1,159		1,638	-479
486		521	-35
1,087		1,567	-480
313		352	-39
1,446		1,945	-499
596		905	-309
381		669	-288

Form 990PF Part IV - Capital Gains and Losses for Tax on Investment Income - Columns i - l

Complete only for assets showing gain in column (h) and owned by the foundation on 12/31/69			(l) Gains (Col. (h) gain minus col. (k), but not less than -0-) or Losses (from col.(h))
(i) F.M.V. as of 12/31/69	(j) Adjusted basis as of 12/31/69	(k) Excess of col. (i) over col. (j), if any	
			-401
			-115
			-55
			-479
			-35
			-480
			-39
			-499
			-309
			-288

Form 990PF Part IV - Capital Gains and Losses for Tax on Investment Income - Columns a - d

List and describe the kind(s) of property sold (e.g., real estate, (a) 2-story brick warehouse; or common stock, 200 shs. MLC Co.)	(b) How acquired P—Purchase D—Donation	(c) Date acquired (mo., day, yr.)	(d) Date sold (mo., day, yr.)
36. BURLINGTON STORES INC SPONS ADR		2019-08-19	2020-03-24
3. CNOOC LTD SPONS ADR		2018-01-03	2020-03-24
65. CRH PLC SPONS ADR		2018-12-04	2020-03-24
41. CAPGEMINI SE UNSPONS ADR			2020-03-24
208. CARREFOUR SA SPONS ADR			2020-03-24
314. CEMEX SOUTH AMERICA SPONS ADR		2019-08-19	2020-03-24
51. CENTRAIS ELETRICAS BRASIL SPONS ADR		2018-07-02	2020-03-24
347. CENTRICA PLC SPONS ADR		2019-08-19	2020-03-24
73. CHINA LIFE INSURANCE CO SPONS ADR		2018-10-30	2020-03-24
20. CHINA PETE & CHEM CORP SPONS ADR			2020-03-24

Form 990PF Part IV - Capital Gains and Losses for Tax on Investment Income - Columns e - h

(e) Gross sales price	(f) Depreciation allowed (or allowable)	(g) Cost or other basis plus expense of sale	(h) Gain or (loss) (e) plus (f) minus (g)
529		938	-409
282		455	-173
1,446		1,779	-333
618		954	-336
619		722	-103
546		942	-396
171		174	-3
677		1,142	-465
685		723	-38
897		1,115	-218

Form 990PF Part IV - Capital Gains and Losses for Tax on Investment Income - Columns i - l

Complete only for assets showing gain in column (h) and owned by the foundation on 12/31/69			(l) Gains (Col. (h) gain minus col. (k), but not less than -0-) or Losses (from col.(h))
(i) F.M.V. as of 12/31/69	(j) Adjusted basis as of 12/31/69	(k) Excess of col. (i) over col. (j), if any	
			-409
			-173
			-333
			-336
			-103
			-396
			-3
			-465
			-38
			-218

Form 990PF Part IV - Capital Gains and Losses for Tax on Investment Income - Columns a - d

List and describe the kind(s) of property sold (e.g., real estate, (a) 2-story brick warehouse; or common stock, 200 shs. MLC Co.)	(b) How acquired P—Purchase D—Donation	(c) Date acquired (mo., day, yr.)	(d) Date sold (mo., day, yr.)
5. CHUNGHWA TELECOM LTD SPONS ADR		2018-01-03	2020-03-24
23. COLOPLAST A/S UNSPONS ADR		2018-02-05	2020-03-24
89. COMMERCIAL INTL BANK SPONS ADR		2020-01-17	2020-03-24
328. COMPAGNIE DE ST GOBAIN UNSPONS ADR		2019-01-08	2020-03-24
88. COMPANHIA ENERGETICA PFD SPONS ADR		2018-07-02	2020-03-24
259. COMPANHIA SIDERURGICA SPONS ADR			2020-03-24
76. CIA SANEAMENTO BASICO DE SPONS ADR		2018-07-02	2020-03-24
24. CIA CERVECERIAS UNIDAS SPONS ADR		2020-02-20	2020-03-24
90. COMPASS GROUP PLC SPONS ADR		2018-10-30	2020-03-24
108. CONTINENTAL AG SPONS ADR		2019-08-19	2020-03-24

Form 990PF Part IV - Capital Gains and Losses for Tax on Investment Income - Columns e - h

(e) Gross sales price	(f) Depreciation allowed (or allowable)	(g) Cost or other basis plus expense of sale	(h) Gain or (loss) (e) plus (f) minus (g)
179		181	-2
317		185	132
344		467	-123
1,375		2,240	-865
146		164	-18
310		513	-203
480		453	27
305		416	-111
1,116		1,800	-684
742		1,283	-541

Form 990PF Part IV - Capital Gains and Losses for Tax on Investment Income - Columns i - l

Complete only for assets showing gain in column (h) and owned by the foundation on 12/31/69			(l) Gains (Col. (h) gain minus col. (k), but not less than -0-) or Losses (from col.(h))
(i) F.M.V. as of 12/31/69	(j) Adjusted basis as of 12/31/69	(k) Excess of col. (i) over col. (j), if any	
			-2
			132
			-123
			-865
			-18
			-203
			27
			-111
			-684
			-541

Form 990PF Part IV - Capital Gains and Losses for Tax on Investment Income - Columns a - d

List and describe the kind(s) of property sold (e.g., real estate, (a) 2-story brick warehouse; or common stock, 200 shs. MLC Co.)	(b) How acquired P—Purchase D—Donation	(c) Date acquired (mo., day, yr.)	(d) Date sold (mo., day, yr.)
38. CREDIT SUISSE GROUP-SPONS ADR		2019-01-08	2020-03-24
34. CREDIT SUISSE GROUP-SPONS ADR		2019-08-19	2020-03-24
41. DNB ASA SPONS ADR		2019-01-08	2020-03-24
42. DNB ASA SPONS ADR		2019-08-19	2020-03-24
110. DAIWA SECURITIES GROUP INC SPONS ADR		2019-05-08	2020-03-24
305. DANSKE BANK A/S SPONS ADR		2019-08-19	2020-03-24
197. DEUTSCHE TELEKOM AG SPONS ADR			2020-03-24
16. DIAGEO PLC SPONS ADR		2018-01-03	2020-03-24
124. ENI SPA SPONS ADR			2020-03-24
12. ECOPETROL SPONS ADR		2019-08-19	2020-03-24

Form 990PF Part IV - Capital Gains and Losses for Tax on Investment Income - Columns e - h

(e) Gross sales price	(f) Depreciation allowed (or allowable)	(g) Cost or other basis plus expense of sale	(h) Gain or (loss) (e) plus (f) minus (g)
292		437	-145
261		388	-127
396		705	-309
406		693	-287
437		497	-60
1,525		2,071	-546
2,512		3,136	-624
1,796		2,329	-533
2,162		3,559	-1,397
93		193	-100

Form 990PF Part IV - Capital Gains and Losses for Tax on Investment Income - Columns i - l

Complete only for assets showing gain in column (h) and owned by the foundation on 12/31/69			(l) Gains (Col. (h) gain minus col. (k), but not less than -0-) or Losses (from col.(h))
(i) F.M.V. as of 12/31/69	(j) Adjusted basis as of 12/31/69	(k) Excess of col. (i) over col. (j), if any	
			-145
			-127
			-309
			-287
			-60
			-546
			-624
			-533
			-1,397
			-100

Form 990PF Part IV - Capital Gains and Losses for Tax on Investment Income - Columns a - d			
List and describe the kind(s) of property sold (e.g., real estate, (a) 2-story brick warehouse; or common stock, 200 shs. MLC Co.)	(b) How acquired P—Purchase D—Donation	(c) Date acquired (mo., day, yr.)	(d) Date sold (mo., day, yr.)
33. ECOPETROL SPONS ADR			2020-03-24
222. ENEL AMERICAS SA SPONS ADR		2018-09-11	2020-03-24
153. EQUINOR ASA SPONS ADR			2020-03-24
40. ERICSSON SPONS ADR		2018-01-03	2020-03-24
7. ESSILORLUXOTTICA SA UNSPONS ADR		2019-05-08	2020-03-24
8. FOMENTO ECON MEXICANO SPONS ADR		2018-12-04	2020-03-24
223. GALP ENERGIA SGPS SA UNSPONS ADR			2020-03-24
14. GEBERIT AG UNSPONS ADR		2019-10-10	2020-03-24
4. GIVAUDAN SA UNSPONS ADR		2018-10-30	2020-03-24
38. GRUPO TELEVISA SA DE CV SPONS ADR		2019-09-19	2020-03-24

Form 990PF Part IV - Capital Gains and Losses for Tax on Investment Income - Columns e - h

(e) Gross sales price	(f) Depreciation allowed (or allowable)	(g) Cost or other basis plus expense of sale	(h) Gain or (loss) (e) plus (f) minus (g)
256		628	-372
1,292		1,582	-290
1,583		2,567	-984
293		268	25
407		419	-12
483		673	-190
1,112		1,778	-666
606		653	-47
235		190	45
226		393	-167

Form 990PF Part IV - Capital Gains and Losses for Tax on Investment Income - Columns i - l

Complete only for assets showing gain in column (h) and owned by the foundation on 12/31/69			(l) Gains (Col. (h) gain minus col. (k), but not less than -0-) or Losses (from col.(h))
(i) F.M.V. as of 12/31/69	(j) Adjusted basis as of 12/31/69	(k) Excess of col. (i) over col. (j), if any	
			-372
			-290
			-984
			25
			-12
			-190
			-666
			-47
			45
			-167

Form 990PF Part IV - Capital Gains and Losses for Tax on Investment Income - Columns a - d

List and describe the kind(s) of property sold (e.g., real estate, (a) 2-story brick warehouse; or common stock, 200 shs. MLC Co.)	(b) How acquired P—Purchase D—Donation	(c) Date acquired (mo., day, yr.)	(d) Date sold (mo., day, yr.)
90. GRUPO AVAL ACCIONES Y VAL SPONS ADR		2019-01-08	2020-03-24
73. HANG LUNG PPTYS SPONS ADR		2019-12-16	2020-03-24
137. HEIDELBERGCEMENT AG UNSPONS ADR		2018-10-30	2020-03-24
24. HEINEKEN HOLDING NV SPONS ADR		2019-01-08	2020-03-24
252. HONG KONG & CHINA GAS LTD SPONS ADR		2019-12-16	2020-03-24
19. HONG KONG EXCHANGES UNSPONS ADR		2018-09-11	2020-03-24
3. HOYA CORPORATION SPONS ADR		2018-01-03	2020-03-24
72. ITV PLC UNSPONS ADR		2019-08-19	2020-03-24
57. INDITEX UNSPONS ADR			2020-03-24
23. INFINEON TECHNOLOGIES AG SPONS ADR		2019-08-19	2020-03-24

Form 990PF Part IV - Capital Gains and Losses for Tax on Investment Income - Columns e - h

(e) Gross sales price	(f) Depreciation allowed (or allowable)	(g) Cost or other basis plus expense of sale	(h) Gain or (loss) (e) plus (f) minus (g)
316		584	-268
692		781	-89
1,058		1,802	-744
841		1,018	-177
399		500	-101
556		509	47
225		153	72
495		970	-475
705		915	-210
318		399	-81

Form 990PF Part IV - Capital Gains and Losses for Tax on Investment Income - Columns i - l

Complete only for assets showing gain in column (h) and owned by the foundation on 12/31/69			(l) Gains (Col. (h) gain minus col. (k), but not less than -0-) or Losses (from col.(h))
(i) F.M.V. as of 12/31/69	(j) Adjusted basis as of 12/31/69	(k) Excess of col. (i) over col. (j), if any	
			-268
			-89
			-744
			-177
			-101
			47
			72
			-475
			-210
			-81

Form 990PF Part IV - Capital Gains and Losses for Tax on Investment Income - Columns a - d			
List and describe the kind(s) of property sold (e.g., real estate, (a) 2-story brick warehouse; or common stock, 200 shs. MLC Co.)	(b) How acquired P—Purchase D—Donation	(c) Date acquired (mo., day, yr.)	(d) Date sold (mo., day, yr.)
210. ING GROEP NV SPONS ADR		2019-09-19	2020-03-24
153. INPEX CORP UNSPONS ADR		2019-08-19	2020-03-24
210. INTESA SANPAOLO SPONS ADR			2020-03-24
39. ISUZU MOTORS LIMITED UNSPONS ADR		2019-08-19	2020-03-24
28. JD COM INC SPONS ADR		2018-10-30	2020-03-24
263. JULIUS BAER GROUP LTD UNSPONS ADR		2019-01-08	2020-03-24
7. KERING SA UNSPONS ADR		2019-01-08	2020-03-24
6. KONINKLIJKE VOPAK NV UNSPONS ADR		2019-05-08	2020-03-24
146. LEGRAND SA UNSPONS ADR		2019-10-10	2020-03-24
91. LENOVO GROUP LTD SPONS ADR			2020-03-24

Form 990PF Part IV - Capital Gains and Losses for Tax on Investment Income - Columns e - h

(e) Gross sales price	(f) Depreciation allowed (or allowable)	(g) Cost or other basis plus expense of sale	(h) Gain or (loss) (e) plus (f) minus (g)
1,289		2,224	-935
799		1,330	-531
2,091		2,763	-672
253		399	-146
1,172		622	550
1,763		2,001	-238
333		332	1
295		257	38
1,799		2,116	-317
887		908	-21

Form 990PF Part IV - Capital Gains and Losses for Tax on Investment Income - Columns i - l

Complete only for assets showing gain in column (h) and owned by the foundation on 12/31/69			(l) Gains (Col. (h) gain minus col. (k), but not less than -0-) or Losses (from col.(h))
(i) F.M.V. as of 12/31/69	(j) Adjusted basis as of 12/31/69	(k) Excess of col. (i) over col. (j), if any	
			-935
			-531
			-672
			-146
			550
			-238
			1
			38
			-317
			-21

Form 990PF Part IV - Capital Gains and Losses for Tax on Investment Income - Columns a - d

List and describe the kind(s) of property sold (e.g., real estate, (a) 2-story brick warehouse; or common stock, 200 shs. MLC Co.)	(b) How acquired P—Purchase D—Donation	(c) Date acquired (mo., day, yr.)	(d) Date sold (mo., day, yr.)
430. LLOYDS BANKING GROUP PLC-SPONS ADR			2020-03-24
9. LONZA GROUP AG UNSPONS ADR		2018-02-05	2020-03-24
6. MS&AD INS GROUP HOLDINGS UNSPONS ADR		2019-01-08	2020-03-24
67. MARKS & SPENCER PLC SPONS ADR		2020-02-20	2020-03-24
195. MEDIOBANCA SPA UNSPONS ADR		2018-10-30	2020-03-24
15. MELCO RESORTS & ENTERTAINMENT ADR		2020-02-20	2020-03-24
59. MERCK KGAA SPONS ADR		2018-04-17	2020-03-24
131. MICHELIN (CGDE) UNSPONS ADR		2019-01-08	2020-03-24
59. MICRO FOCUS INTL PLC SPONS ADR		2020-02-20	2020-03-24
19. MITSUBISHI ESTATE ADR		2018-04-17	2020-03-24

Form 990PF Part IV - Capital Gains and Losses for Tax on Investment Income - Columns e - h

(e) Gross sales price	(f) Depreciation allowed (or allowable)	(g) Cost or other basis plus expense of sale	(h) Gain or (loss) (e) plus (f) minus (g)
641		1,300	-659
323		235	88
78		88	-10
151		323	-172
994		1,725	-731
214		311	-97
1,129		1,191	-62
2,088		2,644	-556
253		605	-352
257		322	-65

Form 990PF Part IV - Capital Gains and Losses for Tax on Investment Income - Columns i - l

Complete only for assets showing gain in column (h) and owned by the foundation on 12/31/69			(l) Gains (Col. (h) gain minus col. (k), but not less than -0-) or Losses (from col.(h))
(i) F.M.V. as of 12/31/69	(j) Adjusted basis as of 12/31/69	(k) Excess of col. (i) over col. (j), if any	
			-659
			88
			-10
			-172
			-731
			-97
			-62
			-556
			-352
			-65

Form 990PF Part IV - Capital Gains and Losses for Tax on Investment Income - Columns a - d

List and describe the kind(s) of property sold (e.g., real estate, (a) 2-story brick warehouse; or common stock, 200 shs. MLC Co.)	(b) How acquired P—Purchase D—Donation	(c) Date acquired (mo., day, yr.)	(d) Date sold (mo., day, yr.)
1253. MIZUHO FINANCIAL GROUP INC SPONS ADR			2020-03-24
98. MOBILE TELESYSTEMS SPONS ADR		2018-09-11	2020-03-24
364. MTN GROUP LTD SPONS ADR		2018-09-11	2020-03-24
70. NN GROUP NV UNSPONS ADR		2019-10-10	2020-03-24
29. NEDBANK GROUP LTD SPONS ADR		2020-01-17	2020-03-24
99. NESTE OYJ UNSPONS ADR		2020-02-20	2020-03-24
60. NITTO DENKO CORP UNSPONS ADR		2019-08-19	2020-03-24
117. NORDEA BANK ABP SPONS ADR			2020-03-24
10. NOVOZYMES A/S UNSPONS ADR		2020-01-17	2020-03-24
48. NSK LTD UNSPONS ADR		2020-02-20	2020-03-24

Form 990PF Part IV - Capital Gains and Losses for Tax on Investment Income - Columns e - h

(e) Gross sales price	(f) Depreciation allowed (or allowable)	(g) Cost or other basis plus expense of sale	(h) Gain or (loss) (e) plus (f) minus (g)
2,870		3,697	-827
692		720	-28
673		1,742	-1,069
883		1,252	-369
128		418	-290
1,355		2,087	-732
1,301		1,391	-90
603		873	-270
411		477	-66
591		777	-186

Form 990PF Part IV - Capital Gains and Losses for Tax on Investment Income - Columns i - l

Complete only for assets showing gain in column (h) and owned by the foundation on 12/31/69			(l) Gains (Col. (h) gain minus col. (k), but not less than -0-) or Losses (from col.(h))
(i) F.M.V. as of 12/31/69	(j) Adjusted basis as of 12/31/69	(k) Excess of col. (i) over col. (j), if any	
			-827
			-28
			-1,069
			-369
			-290
			-732
			-90
			-270
			-66
			-186

Form 990PF Part IV - Capital Gains and Losses for Tax on Investment Income - Columns a - d

List and describe the kind(s) of property sold (e.g., real estate, (a) 2-story brick warehouse; or common stock, 200 shs. MLC Co.)	(b) How acquired P—Purchase D—Donation	(c) Date acquired (mo., day, yr.)	(d) Date sold (mo., day, yr.)
15. OMV AG SPONS ADR		2019-06-11	2020-03-24
3. OMRON CORP SPONS ADR		2018-10-30	2020-03-24
75. ORKLA ASA SPONSORED ADR			2020-03-24
5. LUKOIL PJSC SPONS ADR		2018-01-03	2020-03-24
53. PLDT INC SPONS ADR		2020-01-17	2020-03-24
22. PT ASTRA INTL UNSPONS ADR		2018-05-22	2020-03-24
14. PT ASTRA INTL UNSPONS ADR		2019-10-10	2020-03-24
55. PANASONIC CORPORATION SPONS ADR		2020-02-20	2020-03-24
47. PANDORA A/S SPONS ADR		2019-10-10	2020-03-24
5. PERNOD RICARD SA UNSPONSORED ADR		2018-01-03	2020-03-24

Form 990PF Part IV - Capital Gains and Losses for Tax on Investment Income - Columns e - h

(e) Gross sales price	(f) Depreciation allowed (or allowable)	(g) Cost or other basis plus expense of sale	(h) Gain or (loss) (e) plus (f) minus (g)
406		729	-323
149		116	33
563		645	-82
286		298	-12
989		1,126	-137
89		216	-127
57		125	-68
386		590	-204
364		463	-99
136		159	-23

Form 990PF Part IV - Capital Gains and Losses for Tax on Investment Income - Columns i - l

Complete only for assets showing gain in column (h) and owned by the foundation on 12/31/69			(l) Gains (Col. (h) gain minus col. (k), but not less than -0-) or Losses (from col.(h))
(i) F.M.V. as of 12/31/69	(j) Adjusted basis as of 12/31/69	(k) Excess of col. (i) over col. (j), if any	
			-323
			33
			-82
			-12
			-137
			-127
			-68
			-204
			-99
			-23

Form 990PF Part IV - Capital Gains and Losses for Tax on Investment Income - Columns a - d

List and describe the kind(s) of property sold (e.g., real estate, (a) 2-story brick warehouse; or common stock, 200 shs. MLC Co.)	(b) How acquired P—Purchase D—Donation	(c) Date acquired (mo., day, yr.)	(d) Date sold (mo., day, yr.)
13. PERSIMMON PLC UNSPONS ADR		2019-10-10	2020-03-24
42. PETROLEO BRASILEIRO SPONS ADR		2018-01-03	2020-03-24
44. ADR PETROLEO BRASILEIRO SA PETROBRAS SPONSORED ADR		2020-02-20	2020-03-24
49. PEUGEOT SA UNSPONS ADR			2020-03-24
44. PRUDENTIAL PLC SPONS ADR			2020-03-24
52. RECKITT BENCKISER GROUP SPONS ADR		2019-02-12	2020-03-24
67. RED ELECTRICA CORP UNSPONS ADR		2018-05-30	2020-03-24
56. RENAULT SA UNSPONS ADR		2020-02-20	2020-03-24
11. ROCHE HLDG LTD SPONS ADR		2018-10-30	2020-03-24
272. ROLLS-ROYCE HOLDINGS PLC SPONS ADR		2019-10-10	2020-03-24

Form 990PF Part IV - Capital Gains and Losses for Tax on Investment Income - Columns e - h

(e) Gross sales price	(f) Depreciation allowed (or allowable)	(g) Cost or other basis plus expense of sale	(h) Gain or (loss) (e) plus (f) minus (g)
506		670	-164
215		439	-224
234		641	-407
612		1,078	-466
957		1,593	-636
703		803	-100
528		657	-129
204		393	-189
407		329	78
1,157		2,462	-1,305

Form 990PF Part IV - Capital Gains and Losses for Tax on Investment Income - Columns i - l

Complete only for assets showing gain in column (h) and owned by the foundation on 12/31/69			(l) Gains (Col. (h) gain minus col. (k), but not less than -0-) or Losses (from col.(h))
(i) F.M.V. as of 12/31/69	(j) Adjusted basis as of 12/31/69	(k) Excess of col. (i) over col. (j), if any	
			-164
			-224
			-407
			-466
			-636
			-100
			-129
			-189
			78
			-1,305

Form 990PF Part IV - Capital Gains and Losses for Tax on Investment Income - Columns a - d

List and describe the kind(s) of property sold (e.g., real estate, (a) 2-story brick warehouse; or common stock, 200 shs. MLC Co.)	(b) How acquired P—Purchase D—Donation	(c) Date acquired (mo., day, yr.)	(d) Date sold (mo., day, yr.)
24. SKF AB SPONS ADR		2018-10-30	2020-03-24
18. SSE PLC SPONS ADR		2019-06-11	2020-03-24
9. SANDS CHINA LTD UNSPONS ADR		2018-10-30	2020-03-24
16. SAP SE SPONS ADR		2018-01-03	2020-03-24
477. SCOR SPONS ADR			2020-03-24
21. SEKISUI HOUSE SPONS ADR		2018-10-30	2020-03-24
58. SEMICONDUCTOR MANU INTL SPONS ADR		2019-01-08	2020-03-24
139. SKANDINAVISKA ENSKILDA BKN SPONS ADR		2019-08-19	2020-03-24
66. SMITHS GROUP PLC-SPONS ADR		2019-08-19	2020-03-24
98. SODEXO SA SPONS ADR			2020-03-24

Form 990PF Part IV - Capital Gains and Losses for Tax on Investment Income - Columns e - h

(e) Gross sales price	(f) Depreciation allowed (or allowable)	(g) Cost or other basis plus expense of sale	(h) Gain or (loss) (e) plus (f) minus (g)
285		376	-91
248		256	-8
340		345	-5
1,699		1,813	-114
1,192		1,941	-749
334		310	24
457		235	222
879		1,203	-324
774		1,261	-487
1,286		1,974	-688

Form 990PF Part IV - Capital Gains and Losses for Tax on Investment Income - Columns i - l

Complete only for assets showing gain in column (h) and owned by the foundation on 12/31/69			(l) Gains (Col. (h) gain minus col. (k), but not less than -0-) or Losses (from col.(h))
(i) F.M.V. as of 12/31/69	(j) Adjusted basis as of 12/31/69	(k) Excess of col. (i) over col. (j), if any	
			-91
			-8
			-5
			-114
			-749
			24
			222
			-324
			-487
			-688

Form 990PF Part IV - Capital Gains and Losses for Tax on Investment Income - Columns a - d

List and describe the kind(s) of property sold (e.g., real estate, (a) 2-story brick warehouse; or common stock, 200 shs. MLC Co.)	(b) How acquired P—Purchase D—Donation	(c) Date acquired (mo., day, yr.)	(d) Date sold (mo., day, yr.)
22. SONIC HEALTHCARE LTD SPONS ADR		2018-10-30	2020-03-24
143. SOUTH32 LTD SPONS ADR		2020-02-20	2020-03-24
5. SUNTORY BVRGE & FOOD LTD UNSPONS ADR		2018-12-04	2020-03-24
18. SURGUTNEFTEGAZ PJSC SPONS PFD ADR			2020-03-24
414. SVENSKA HANDELSBANKEN AB UNSPONS ADR		2019-08-19	2020-03-24
3. SUZUKI MOTOR CORP UNSPONS ADR		2019-10-10	2020-03-24
12. SWISS RE LTD SPONS ADR		2018-09-11	2020-03-24
57. SWISS RE LTD SPONS ADR		2019-08-19	2020-03-24
12. SYSMEX CORP UNSPONS ADR		2018-12-04	2020-03-24
6. TAIWAN SEMICONDUCTOR SPONS ADR		2018-01-03	2020-03-24

Form 990PF Part IV - Capital Gains and Losses for Tax on Investment Income - Columns e - h

(e) Gross sales price	(f) Depreciation allowed (or allowable)	(g) Cost or other basis plus expense of sale	(h) Gain or (loss) (e) plus (f) minus (g)
282		350	-68
771		1,238	-467
87		105	-18
78		97	-19
1,531		1,815	-284
292		486	-194
194		268	-74
923		1,446	-523
386		308	78
290		250	40

Form 990PF Part IV - Capital Gains and Losses for Tax on Investment Income - Columns i - l

Complete only for assets showing gain in column (h) and owned by the foundation on 12/31/69			(l) Gains (Col. (h) gain minus col. (k), but not less than -0-) or Losses (from col.(h))
(i) F.M.V. as of 12/31/69	(j) Adjusted basis as of 12/31/69	(k) Excess of col. (i) over col. (j), if any	
			-68
			-467
			-18
			-19
			-284
			-194
			-74
			-523
			78
			40

Form 990PF Part IV - Capital Gains and Losses for Tax on Investment Income - Columns a - d

List and describe the kind(s) of property sold (e.g., real estate, (a) 2-story brick warehouse; or common stock, 200 shs. MLC Co.)	(b) How acquired P—Purchase D—Donation	(c) Date acquired (mo., day, yr.)	(d) Date sold (mo., day, yr.)
84. TAKEDA PHARMACEUTICAL SPONS ADR			2020-03-24
47. TATA MOTORS LTD SPONS ADR		2018-10-30	2020-03-24
19. TATA MOTORS LTD SPONS ADR		2019-09-19	2020-03-24
17. TELEFONICA BRASIL SA SPONS PFD ADR		2018-09-28	2020-03-24
38. TELIA COMPANY AB UNSPONS ADR		2019-05-08	2020-03-24
28. TENARIS SA SPONS ADR		2020-02-20	2020-03-24
31. TENCENT HLDGS LTD UNSPONS ADR		2018-12-04	2020-03-24
12. TOYOTA MOTOR CORP SPONS ADR			2020-03-24
33. TRIP.COM GROUP LTD SPONS ADR			2020-03-24
149. TURKCELL ILETISIM HIZM SPONS ADR		2018-09-11	2020-03-24

Form 990PF Part IV - Capital Gains and Losses for Tax on Investment Income - Columns e - h

(e) Gross sales price	(f) Depreciation allowed (or allowable)	(g) Cost or other basis plus expense of sale	(h) Gain or (loss) (e) plus (f) minus (g)
1,154		1,562	-408
220		568	-348
89		167	-78
167		166	1
260		320	-60
310		593	-283
1,485		1,281	204
1,391		1,501	-110
785		978	-193
759		625	134

Form 990PF Part IV - Capital Gains and Losses for Tax on Investment Income - Columns i - l

Complete only for assets showing gain in column (h) and owned by the foundation on 12/31/69			(l) Gains (Col. (h) gain minus col. (k), but not less than -0-) or Losses (from col.(h))
(i) F.M.V. as of 12/31/69	(j) Adjusted basis as of 12/31/69	(k) Excess of col. (i) over col. (j), if any	
			-408
			-348
			-78
			1
			-60
			-283
			204
			-110
			-193
			134

Form 990PF Part IV - Capital Gains and Losses for Tax on Investment Income - Columns a - d

List and describe the kind(s) of property sold (e.g., real estate, (a) 2-story brick warehouse; or common stock, 200 shs. MLC Co.)	(b) How acquired P—Purchase D—Donation	(c) Date acquired (mo., day, yr.)	(d) Date sold (mo., day, yr.)
255. ULTRAPAR PARTICIPACOES SPONS ADR			2020-03-24
9. UNILEVER PLC SPONS ADR		2018-03-13	2020-03-24
7. UPM KYMMENE OYJ UNSPONS ADR		2019-01-08	2020-03-24
32. VEOLIA ENVIRONNEMENT SPONS ADR		2018-09-28	2020-03-24
14. VESTAS WIND SYSTEMS UNSPONS ADR		2018-08-07	2020-03-24
99. VIPSHOP HLDGS LTD SPONS ADR		2018-10-30	2020-03-24
87. VIVENDI SA UNSPONS ADR			2020-03-24
40. VODAFONE GROUP PLC SPONS ADR		2019-07-16	2020-03-24
98. VOLVO AB B SHS UNSPONS ADR		2019-01-08	2020-03-24
8. WM MORRISON SUPERMARKETS UNSPONS ADR		2019-08-19	2020-03-24

Form 990PF Part IV - Capital Gains and Losses for Tax on Investment Income - Columns e - h

(e) Gross sales price	(f) Depreciation allowed (or allowable)	(g) Cost or other basis plus expense of sale	(h) Gain or (loss) (e) plus (f) minus (g)
612		1,090	-478
420		477	-57
168		187	-19
619		639	-20
353		291	62
1,541		447	1,094
1,752		2,227	-475
513		635	-122
1,026		1,334	-308
84		88	-4

Form 990PF Part IV - Capital Gains and Losses for Tax on Investment Income - Columns i - l

Complete only for assets showing gain in column (h) and owned by the foundation on 12/31/69			(l) Gains (Col. (h) gain minus col. (k), but not less than -0-) or Losses (from col.(h))
(i) F.M.V. as of 12/31/69	(j) Adjusted basis as of 12/31/69	(k) Excess of col. (i) over col. (j), if any	
			-478
			-57
			-19
			-20
			62
			1,094
			-475
			-122
			-308
			-4

Form 990PF Part IV - Capital Gains and Losses for Tax on Investment Income - Columns a - d

List and describe the kind(s) of property sold (e.g., real estate, (a) 2-story brick warehouse; or common stock, 200 shs. MLC Co.)	(b) How acquired P—Purchase D—Donation	(c) Date acquired (mo., day, yr.)	(d) Date sold (mo., day, yr.)
33. WAL MART DE MEXICO SPONS ADR		2018-01-03	2020-03-24
35. WESTPAC BKG CORP SPONS ADR		2019-01-08	2020-03-24
119. WESTPAC BKG CORP SPONS ADR		2020-01-17	2020-03-24
378. WHARF HLDGS LTD UNSPONS ADR		2019-10-10	2020-03-24
10. WOLTERS KLUWER NV SPONS ADR		2018-01-03	2020-03-24
26. WOODSIDE PETROLEUM SPONS ADR			2020-03-24
39. YPF SOCIEDAD ANONIMA SPONS ADR		2020-02-20	2020-03-24
31. YARA INTERNATIONAL SPONS ADR		2019-11-12	2020-03-24
162. DEUTSCHE BANK AG		2019-06-11	2020-03-24
3. CREDICORP LIMITED		2020-01-17	2020-03-24

Form 990PF Part IV - Capital Gains and Losses for Tax on Investment Income - Columns e - h

(e) Gross sales price	(f) Depreciation allowed (or allowable)	(g) Cost or other basis plus expense of sale	(h) Gain or (loss) (e) plus (f) minus (g)
716		813	-97
313		640	-327
1,063		2,053	-990
1,267		1,627	-360
617		525	92
249		592	-343
149		380	-231
452		619	-167
1,061		1,138	-77
390		651	-261

Form 990PF Part IV - Capital Gains and Losses for Tax on Investment Income - Columns i - l

Complete only for assets showing gain in column (h) and owned by the foundation on 12/31/69			(l) Gains (Col. (h) gain minus col. (k), but not less than -0-) or Losses (from col.(h))
(i) F.M.V. as of 12/31/69	(j) Adjusted basis as of 12/31/69	(k) Excess of col. (i) over col. (j), if any	
			-97
			-327
			-990
			-360
			92
			-343
			-231
			-167
			-77
			-261

Form 990PF Part IV - Capital Gains and Losses for Tax on Investment Income - Columns a - d			
List and describe the kind(s) of property sold (e.g., real estate, (a) 2-story brick warehouse; or common stock, 200 shs. MLC Co.)	(b) How acquired P—Purchase D—Donation	(c) Date acquired (mo., day, yr.)	(d) Date sold (mo., day, yr.)
7. COCA-COLA EUROPACIFIC PARTNERS PLC		2019-12-16	2020-03-24
3. GLOBANT SA		2019-11-12	2020-03-24
10. NXP SEMICONDUCTORS		2019-01-08	2020-03-24
11. ARKEMA SPONS ADR			2020-03-25
60. PT SEMEN INDONESIA TBK UNSPONS ADR		2018-09-12	2020-03-25
53. ABBVIE INC		2019-03-06	2020-03-27
24. ALASKA AIR GROUP INC		2019-05-03	2020-03-27
37. ALASKA AIR GROUP INC		2018-05-10	2020-03-27
22. AMERICAN ELEC PWR INC			2020-03-27
8. ANALOG DEVICES INC		2018-11-29	2020-03-27

Form 990PF Part IV - Capital Gains and Losses for Tax on Investment Income - Columns e - h

(e) Gross sales price	(f) Depreciation allowed (or allowable)	(g) Cost or other basis plus expense of sale	(h) Gain or (loss) (e) plus (f) minus (g)
219		351	-132
252		308	-56
869		760	109
702		1,059	-357
445		712	-267
3,918		4,139	-221
741		1,500	-759
1,143		2,241	-1,098
1,811		1,668	143
728		716	12

Form 990PF Part IV - Capital Gains and Losses for Tax on Investment Income - Columns i - l

Complete only for assets showing gain in column (h) and owned by the foundation on 12/31/69			(l) Gains (Col. (h) gain minus col. (k), but not less than -0-) or Losses (from col.(h))
(i) F.M.V. as of 12/31/69	(j) Adjusted basis as of 12/31/69	(k) Excess of col. (i) over col. (j), if any	
			-132
			-56
			109
			-357
			-267
			-221
			-759
			-1,098
			143
			12

Form 990PF Part IV - Capital Gains and Losses for Tax on Investment Income - Columns a - d

List and describe the kind(s) of property sold (e.g., real estate, (a) 2-story brick warehouse; or common stock, 200 shs. MLC Co.)	(b) How acquired P—Purchase D—Donation	(c) Date acquired (mo., day, yr.)	(d) Date sold (mo., day, yr.)
249. APACHE CORP		2019-08-26	2020-03-27
42. AUTOMATIC DATA PROCESSING INC			2020-03-27
132. BANK OF NEW YORK MELLON CORP			2020-03-27
40. BRISTOL MYERS SQUIBB CO		2018-12-31	2020-03-27
15. BRISTOL MYERS SQUIBB CO			2020-03-27
59. CHEVRON CORP			2020-03-27
6. CISCO SYSTEMS INC		2018-10-29	2020-03-27
195. CITIGROUP INC			2020-03-27
62. CITIZENS FINANCIAL GROUP INC		2019-10-10	2020-03-27
146. COGNIZANT TECHNOLOGY SOLUTIONS CORP			2020-03-27

Form 990PF Part IV - Capital Gains and Losses for Tax on Investment Income - Columns e - h

(e) Gross sales price	(f) Depreciation allowed (or allowable)	(g) Cost or other basis plus expense of sale	(h) Gain or (loss) (e) plus (f) minus (g)
1,257		5,231	-3,974
5,565		6,796	-1,231
4,295		5,557	-1,262
2,099		2,076	23
787		914	-127
4,227		6,414	-2,187
235		263	-28
8,750		12,270	-3,520
1,237		2,094	-857
6,881		8,735	-1,854

Form 990PF Part IV - Capital Gains and Losses for Tax on Investment Income - Columns i - l

Complete only for assets showing gain in column (h) and owned by the foundation on 12/31/69			(l) Gains (Col. (h) gain minus col. (k), but not less than -0-) or Losses (from col.(h))
(i) F.M.V. as of 12/31/69	(j) Adjusted basis as of 12/31/69	(k) Excess of col. (i) over col. (j), if any	
			-3,974
			-1,231
			-1,262
			23
			-127
			-2,187
			-28
			-3,520
			-857
			-1,854

Form 990PF Part IV - Capital Gains and Losses for Tax on Investment Income - Columns a - d

List and describe the kind(s) of property sold (e.g., real estate, (a) 2-story brick warehouse; or common stock, 200 shs. MLC Co.)	(b) How acquired P—Purchase D—Donation	(c) Date acquired (mo., day, yr.)	(d) Date sold (mo., day, yr.)
43. COMERICA INC		2019-10-10	2020-03-27
30. CONOCOPHILLIPS		2020-02-25	2020-03-27
36. CONSTELLATION BRANDS INC		2018-12-31	2020-03-27
189. DXC TECHNOLOGY CO		2019-10-10	2020-03-27
54. DELTA AIR LINES INC			2020-03-27
84. DELTA AIR LINES INC			2020-03-27
7. DISNEY WALT CO NEW		2018-10-29	2020-03-27
124. EOG RESOURCES INC			2020-03-27
19. EASTMAN CHEMICAL CO		2019-08-26	2020-03-27
28. EBAY INC		2018-11-29	2020-03-27

Form 990PF Part IV - Capital Gains and Losses for Tax on Investment Income - Columns e - h

(e) Gross sales price	(f) Depreciation allowed (or allowable)	(g) Cost or other basis plus expense of sale	(h) Gain or (loss) (e) plus (f) minus (g)
1,419		2,746	-1,327
868		1,615	-747
5,195		5,801	-606
2,754		5,027	-2,273
1,668		2,764	-1,096
2,594		4,386	-1,792
699		791	-92
4,401		8,818	-4,417
889		1,182	-293
846		827	19

Form 990PF Part IV - Capital Gains and Losses for Tax on Investment Income - Columns i - l

Complete only for assets showing gain in column (h) and owned by the foundation on 12/31/69			(l) Gains (Col. (h) gain minus col. (k), but not less than -0-) or Losses (from col.(h))
(i) F.M.V. as of 12/31/69	(j) Adjusted basis as of 12/31/69	(k) Excess of col. (i) over col. (j), if any	
			-1,327
			-747
			-606
			-2,273
			-1,096
			-1,792
			-92
			-4,417
			-293
			19

Form 990PF Part IV - Capital Gains and Losses for Tax on Investment Income - Columns a - d			
List and describe the kind(s) of property sold (e.g., real estate, (a) 2-story brick warehouse; or common stock, 200 shs. MLC Co.)	(b) How acquired P—Purchase D—Donation	(c) Date acquired (mo., day, yr.)	(d) Date sold (mo., day, yr.)
73. FEDEX CORPORATION			2020-03-27
334. FREEPORT-MCMORAN INC		2019-10-10	2020-03-27
25. GENERAL MLS INC		2019-10-10	2020-03-27
27. GENERAL MLS INC		2018-05-10	2020-03-27
21. GOLDMAN SACHS GROUP INC		2019-06-03	2020-03-27
33. GOLDMAN SACHS GROUP INC			2020-03-27
99. HANESBRANDS INC		2020-02-25	2020-03-27
192. HARTFORD FINL SVCS GROUP INC		2018-12-31	2020-03-27
3. HEALTHPEAK PROPERTIES INC REIT		2018-12-31	2020-03-27
43. HELMERICH & PAYNE INC		2020-02-25	2020-03-27

Form 990PF Part IV - Capital Gains and Losses for Tax on Investment Income - Columns e - h

(e) Gross sales price	(f) Depreciation allowed (or allowable)	(g) Cost or other basis plus expense of sale	(h) Gain or (loss) (e) plus (f) minus (g)
8,955		10,976	-2,021
2,103		2,996	-893
1,289		1,366	-77
1,392		1,151	241
3,375		3,847	-472
5,303		6,489	-1,186
781		1,330	-549
6,695		8,467	-1,772
76		83	-7
757		1,707	-950

Form 990PF Part IV - Capital Gains and Losses for Tax on Investment Income - Columns i - l

Complete only for assets showing gain in column (h) and owned by the foundation on 12/31/69			(l) Gains (Col. (h) gain minus col. (k), but not less than -0-) or Losses (from col.(h))
(i) F.M.V. as of 12/31/69	(j) Adjusted basis as of 12/31/69	(k) Excess of col. (i) over col. (j), if any	
			-2,021
			-893
			-77
			241
			-472
			-1,186
			-549
			-1,772
			-7
			-950

Form 990PF Part IV - Capital Gains and Losses for Tax on Investment Income - Columns a - d			
List and describe the kind(s) of property sold (e.g., real estate, (a) 2-story brick warehouse; or common stock, 200 shs. MLC Co.)	(b) How acquired P—Purchase D—Donation	(c) Date acquired (mo., day, yr.)	(d) Date sold (mo., day, yr.)
23. HESS CORPORATION		2020-02-25	2020-03-27
107. HEWLETT PACKARD ENTERPRISE COMPANY		2019-06-03	2020-03-27
44. HOLLYFRONTIER CORP		2019-06-03	2020-03-27
19. HOME DEPOT INC		2018-09-28	2020-03-27
235. HOST HOTELS & RESORTS, INC REIT		2019-10-10	2020-03-27
34. INTL BUSINESS MACHINES CORP		2018-12-31	2020-03-27
86. INTERNATIONAL PAPER CO		2018-12-31	2020-03-27
31. JP MORGAN CHASE & CO		2018-01-03	2020-03-27
526. KEYCORP		2019-08-26	2020-03-27
37. KOHLS CORP		2019-08-26	2020-03-27

Form 990PF Part IV - Capital Gains and Losses for Tax on Investment Income - Columns e - h

(e) Gross sales price	(f) Depreciation allowed (or allowable)	(g) Cost or other basis plus expense of sale	(h) Gain or (loss) (e) plus (f) minus (g)
804		1,320	-516
1,059		1,466	-407
1,090		1,701	-611
3,650		3,936	-286
2,688		3,882	-1,194
3,725		3,858	-133
2,657		3,440	-783
2,841		3,350	-509
5,987		8,400	-2,413
654		1,678	-1,024

Form 990PF Part IV - Capital Gains and Losses for Tax on Investment Income - Columns i - l

Complete only for assets showing gain in column (h) and owned by the foundation on 12/31/69			(l) Gains (Col. (h) gain minus col. (k), but not less than -0-) or Losses (from col.(h))
(i) F.M.V. as of 12/31/69	(j) Adjusted basis as of 12/31/69	(k) Excess of col. (i) over col. (j), if any	
			-516
			-407
			-611
			-286
			-1,194
			-133
			-783
			-509
			-2,413
			-1,024

Form 990PF Part IV - Capital Gains and Losses for Tax on Investment Income - Columns a - d			
List and describe the kind(s) of property sold (e.g., real estate, (a) 2-story brick warehouse; or common stock, 200 shs. MLC Co.)	(b) How acquired P—Purchase D—Donation	(c) Date acquired (mo., day, yr.)	(d) Date sold (mo., day, yr.)
10. LEIDOS HOLDINGS INC		2020-01-21	2020-03-27
23. LINCOLN NATL CORP		2019-08-26	2020-03-27
171. MGM RESORTS INTERNATIONAL		2018-12-31	2020-03-27
5. MSCI INC		2018-10-29	2020-03-27
107. MACY'S INC		2019-10-10	2020-03-27
145. MARATHON PETROLEUM CORPORATION		2020-02-25	2020-03-27
61. MARRIOTT INTERNATIONAL INC		2018-12-31	2020-03-27
133. MORGAN STANLEY			2020-03-27
90. MOSAIC CO NEW		2019-10-10	2020-03-27
222. NATIONAL OILWELL VARCO INC		2019-08-26	2020-03-27

Form 990PF Part IV - Capital Gains and Losses for Tax on Investment Income - Columns e - h

(e) Gross sales price	(f) Depreciation allowed (or allowable)	(g) Cost or other basis plus expense of sale	(h) Gain or (loss) (e) plus (f) minus (g)
926		1,033	-107
645		1,206	-561
2,117		4,129	-2,012
1,399		715	684
589		1,638	-1,049
3,424		7,704	-4,280
5,015		6,601	-1,586
4,567		5,747	-1,180
899		1,742	-843
2,280		4,149	-1,869

Form 990PF Part IV - Capital Gains and Losses for Tax on Investment Income - Columns i - l

Complete only for assets showing gain in column (h) and owned by the foundation on 12/31/69			(l) Gains (Col. (h) gain minus col. (k), but not less than -0-) or Losses (from col.(h))
(i) F.M.V. as of 12/31/69	(j) Adjusted basis as of 12/31/69	(k) Excess of col. (i) over col. (j), if any	
			-107
			-561
			-2,012
			684
			-1,049
			-4,280
			-1,586
			-1,180
			-843
			-1,869

Form 990PF Part IV - Capital Gains and Losses for Tax on Investment Income - Columns a - d			
List and describe the kind(s) of property sold (e.g., real estate, (a) 2-story brick warehouse; or common stock, 200 shs. MLC Co.)	(b) How acquired P—Purchase D—Donation	(c) Date acquired (mo., day, yr.)	(d) Date sold (mo., day, yr.)
122. NORDSTROM INC		2019-08-26	2020-03-27
70. NUCOR CORP			2020-03-27
97. ONEOK INC			2020-03-27
61. PNC FINL SVCS GROUP INC		2019-10-10	2020-03-27
89. PPG INDUSTRIES INC			2020-03-27
45. PVH CORP		2019-08-26	2020-03-27
19. PARKER HANNIFIN CORP		2018-12-31	2020-03-27
20. PAYPAL HOLDINGS INC		2020-01-21	2020-03-27
38. PIONEER NATURAL RESOURCES CO			2020-03-27
173. PRINCIPAL FINL GROUP INC		2018-12-31	2020-03-27

Form 990PF Part IV - Capital Gains and Losses for Tax on Investment Income - Columns e - h

(e) Gross sales price	(f) Depreciation allowed (or allowable)	(g) Cost or other basis plus expense of sale	(h) Gain or (loss) (e) plus (f) minus (g)
1,999		3,521	-1,522
2,321		3,285	-964
2,166		4,758	-2,592
6,080		8,444	-2,364
7,630		9,134	-1,504
1,687		3,172	-1,485
2,275		2,824	-549
1,898		2,323	-425
2,679		4,757	-2,078
5,714		7,613	-1,899

Form 990PF Part IV - Capital Gains and Losses for Tax on Investment Income - Columns i - l

Complete only for assets showing gain in column (h) and owned by the foundation on 12/31/69			(l) Gains (Col. (h) gain minus col. (k), but not less than -0-) or Losses (from col.(h))
(i) F.M.V. as of 12/31/69	(j) Adjusted basis as of 12/31/69	(k) Excess of col. (i) over col. (j), if any	
			-1,522
			-964
			-2,592
			-2,364
			-1,504
			-1,485
			-549
			-425
			-2,078
			-1,899

Form 990PF Part IV - Capital Gains and Losses for Tax on Investment Income - Columns a - d			
List and describe the kind(s) of property sold (e.g., real estate, (a) 2-story brick warehouse; or common stock, 200 shs. MLC Co.)	(b) How acquired P—Purchase D—Donation	(c) Date acquired (mo., day, yr.)	(d) Date sold (mo., day, yr.)
36. PRUDENTIAL FINL INC			2020-03-27
21. PUBLIC SERVICE ENTERPRISE GROUP INC		2018-10-29	2020-03-27
194. REGIONS FINANCIAL CORP			2020-03-27
4. ROPER TECHNOLOGIES INC		2019-03-06	2020-03-27
5. ROPER TECHNOLOGIES INC		2020-02-25	2020-03-27
5. SBA COMMUNICATIONS CORP CL A REIT		2020-02-25	2020-03-27
31. SL GREEN REALTY CORP REIT		2019-10-10	2020-03-27
339. SCHLUMBERGER LTD			2020-03-27
74. SEALED AIR CORP NEW		2018-10-29	2020-03-27
46. SOUTHWEST AIRLINES CO			2020-03-27

Form 990PF Part IV - Capital Gains and Losses for Tax on Investment Income - Columns e - h

(e) Gross sales price	(f) Depreciation allowed (or allowable)	(g) Cost or other basis plus expense of sale	(h) Gain or (loss) (e) plus (f) minus (g)
1,938		3,088	-1,150
926		1,160	-234
1,894		2,898	-1,004
1,224		1,279	-55
1,530		1,830	-300
1,301		1,456	-155
1,500		2,458	-958
4,718		10,183	-5,465
1,837		2,318	-481
1,733		2,316	-583

Form 990PF Part IV - Capital Gains and Losses for Tax on Investment Income - Columns i - l

Complete only for assets showing gain in column (h) and owned by the foundation on 12/31/69			(l) Gains (Col. (h) gain minus col. (k), but not less than -0-) or Losses (from col.(h))
(i) F.M.V. as of 12/31/69	(j) Adjusted basis as of 12/31/69	(k) Excess of col. (l) over col. (j), if any	
			-1,150
			-234
			-1,004
			-55
			-300
			-155
			-958
			-5,465
			-481
			-583

Form 990PF Part IV - Capital Gains and Losses for Tax on Investment Income - Columns a - d			
List and describe the kind(s) of property sold (e.g., real estate, (a) 2-story brick warehouse; or common stock, 200 shs. MLC Co.)	(b) How acquired P—Purchase D—Donation	(c) Date acquired (mo., day, yr.)	(d) Date sold (mo., day, yr.)
23. SOUTHWEST AIRLINES CO		2018-06-11	2020-03-27
62. STATE STREET CORP		2019-10-10	2020-03-27
63. SYSCO CORP		2018-01-03	2020-03-27
73. TAPESTRY INC		2019-08-26	2020-03-27
118. TWITTER INC		2020-02-25	2020-03-27
165. UNDER ARMOUR INC-CL A		2018-02-05	2020-03-27
95. VENTAS INC REIT		2018-10-29	2020-03-27
59. VORNADO REALTY TRUST REIT		2019-10-10	2020-03-27
22. WABTEC CORP		2020-02-25	2020-03-27
335. WEYERHAEUSER CO REIT		2018-12-31	2020-03-27

Form 990PF Part IV - Capital Gains and Losses for Tax on Investment Income - Columns e - h

(e) Gross sales price	(f) Depreciation allowed (or allowable)	(g) Cost or other basis plus expense of sale	(h) Gain or (loss) (e) plus (f) minus (g)
867		1,173	-306
3,035		3,524	-489
3,165		3,820	-655
1,011		1,525	-514
2,969		4,156	-1,187
1,566		2,133	-567
2,868		5,366	-2,498
2,187		3,670	-1,483
1,050		1,596	-546
5,895		7,331	-1,436

Form 990PF Part IV - Capital Gains and Losses for Tax on Investment Income - Columns i - l

Complete only for assets showing gain in column (h) and owned by the foundation on 12/31/69			(l) Gains (Col. (h) gain minus col. (k), but not less than -0-) or Losses (from col.(h))
(i) F.M.V. as of 12/31/69	(j) Adjusted basis as of 12/31/69	(k) Excess of col. (i) over col. (j), if any	
			-306
			-489
			-655
			-514
			-1,187
			-567
			-2,498
			-1,483
			-546
			-1,436

Form 990PF Part IV - Capital Gains and Losses for Tax on Investment Income - Columns a - d			
List and describe the kind(s) of property sold (e.g., real estate, (a) 2-story brick warehouse; or common stock, 200 shs. MLC Co.)	(b) How acquired P—Purchase D—Donation	(c) Date acquired (mo., day, yr.)	(d) Date sold (mo., day, yr.)
248. WILLIAMS COS INC		2018-12-31	2020-03-27
16. YUM! BRANDS INC		2020-02-25	2020-03-27
21. EATON CORP PLC		2020-02-25	2020-03-27
107. INVESCO LTD		2019-10-10	2020-03-27
17. LINDE PLC		2020-02-25	2020-03-27
24. LINDE PLC			2020-03-27
37. APTIV PLC			2020-03-27
64. NIELSEN HLDGS PLC		2019-10-10	2020-03-27
34. PENTAIR PLC		2019-08-26	2020-03-27
24. ROYAL CARIBBEAN CRUISES LTD			2020-03-27

Form 990PF Part IV - Capital Gains and Losses for Tax on Investment Income - Columns e - h

(e) Gross sales price	(f) Depreciation allowed (or allowable)	(g) Cost or other basis plus expense of sale	(h) Gain or (loss) (e) plus (f) minus (g)
3,534		5,144	-1,610
1,117		1,567	-450
1,571		2,063	-492
1,018		1,644	-626
2,874		3,428	-554
4,057		3,940	117
1,853		3,032	-1,179
822		1,297	-475
1,019		1,197	-178
822		2,318	-1,496

Form 990PF Part IV - Capital Gains and Losses for Tax on Investment Income - Columns i - l

Complete only for assets showing gain in column (h) and owned by the foundation on 12/31/69			(l) Gains (Col. (h) gain minus col. (k), but not less than -0-) or Losses (from col.(h))
(i) F.M.V. as of 12/31/69	(j) Adjusted basis as of 12/31/69	(k) Excess of col. (i) over col. (j), if any	
			-1,610
			-450
			-492
			-626
			-554
			117
			-1,179
			-475
			-178
			-1,496

Form 990PF Part IV - Capital Gains and Losses for Tax on Investment Income - Columns a - d

List and describe the kind(s) of property sold (e.g., real estate, (a) 2-story brick warehouse; or common stock, 200 shs. MLC Co.)	(b) How acquired P—Purchase D—Donation	(c) Date acquired (mo., day, yr.)	(d) Date sold (mo., day, yr.)
.4029 ACS ACTIVIDADES DE CONS UNSPONS ADR		2018-03-13	2020-04-15
.25 ARCONIC CORP		2018-06-11	2020-04-16
.5 OTIS WORLDWIDE CORP		2020-03-27	2020-04-21
8965.78 BLACKSTONE ALT MULTI-STRAT-I			2020-04-22
9636.701 GMO BENCHMARK-FREE ALL SER-PS			2020-04-22
.458 RAYTHEON TECHNOLOGIES CORP		2018-10-29	2020-04-23
12. ABB LTD SPONS ADR		2019-03-27	2020-04-27
26. ABB LTD SPONS ADR		2019-08-19	2020-04-27
12. AIA GROUP LTD SPONS ADR		2019-01-08	2020-04-27
4. A.P. MOLLER-MAERSK UNSPONS ADR		2020-03-24	2020-04-27

Form 990PF Part IV - Capital Gains and Losses for Tax on Investment Income - Columns e - h

(e) Gross sales price	(f) Depreciation allowed (or allowable)	(g) Cost or other basis plus expense of sale	(h) Gain or (loss) (e) plus (f) minus (g)
2		3	-1
2		3	-1
23		26	-3
81,947		91,311	-9,364
87,694		98,200	-10,506
29		33	-4
213		224	-11
461		485	-24
439		393	46
19		16	3

Form 990PF Part IV - Capital Gains and Losses for Tax on Investment Income - Columns i - l

Complete only for assets showing gain in column (h) and owned by the foundation on 12/31/69			(l) Gains (Col. (h) gain minus col. (k), but not less than -0-) or Losses (from col.(h))
(i) F.M.V. as of 12/31/69	Adjusted basis (j) as of 12/31/69	Excess of col. (i) (k) over col. (j), if any	
			-1
			-1
			-3
			-9,364
			-10,506
			-4
			-11
			-24
			46
			3

Form 990PF Part IV - Capital Gains and Losses for Tax on Investment Income - Columns a - d

List and describe the kind(s) of property sold (e.g., real estate, (a) 2-story brick warehouse; or common stock, 200 shs. MLC Co.)	(b) How acquired P—Purchase D—Donation	(c) Date acquired (mo., day, yr.)	(d) Date sold (mo., day, yr.)
573. AEGON NV SPONS ADR		2020-03-24	2020-04-27
17. ALFA LAVAL AB UNSPONS ADR			2020-04-27
67. ALLIANZ SE UNSPONS ADR		2018-07-02	2020-04-27
188. AMBEV SA SPONS ADR		2020-03-24	2020-04-27
67. AMERICA MOVIL SAB DE CV SPONS ADR		2018-12-04	2020-04-27
5. AMERICA MOVIL SAB DE CV SPONS ADR		2020-03-24	2020-04-27
30. ATOS ORIGIN SA UNSPONS ADR		2019-10-10	2020-04-27
206. AUSTRALIA & NEW ZEALAND SPONS ADR		2019-12-16	2020-04-27
121. BB SEGURIDADE PARTICIPACOS SPONS ADR		2020-03-24	2020-04-27
78. BB SEGURIDADE PARTICIPACOS SPONS ADR		2018-09-28	2020-04-27

Form 990PF Part IV - Capital Gains and Losses for Tax on Investment Income - Columns e - h

(e) Gross sales price	(f) Depreciation allowed (or allowable)	(g) Cost or other basis plus expense of sale	(h) Gain or (loss) (e) plus (f) minus (g)
1,380		1,478	-98
307		327	-20
1,151		1,369	-218
395		460	-65
738		921	-183
55		60	-5
409		431	-22
2,084		3,555	-1,471
542		607	-65
350		461	-111

Form 990PF Part IV - Capital Gains and Losses for Tax on Investment Income - Columns i - l

Complete only for assets showing gain in column (h) and owned by the foundation on 12/31/69			(l) Gains (Col. (h) gain minus col. (k), but not less than -0-) or Losses (from col.(h))
(i) F.M.V. as of 12/31/69	(j) Adjusted basis as of 12/31/69	(k) Excess of col. (i) over col. (j), if any	
			-98
			-20
			-218
			-65
			-183
			-5
			-22
			-1,471
			-65
			-111

Form 990PF Part IV - Capital Gains and Losses for Tax on Investment Income - Columns a - d

List and describe the kind(s) of property sold (e.g., real estate, (a) 2-story brick warehouse; or common stock, 200 shs. MLC Co.)	(b) How acquired P—Purchase D—Donation	(c) Date acquired (mo., day, yr.)	(d) Date sold (mo., day, yr.)
13. BHP GROUP PLC SPONS ADR		2020-02-20	2020-04-27
4. BHP GROUP PLC SPONS ADR		2018-01-03	2020-04-27
158. BANCO DO BRASIL SPONS ADR		2018-07-02	2020-04-27
15. BANCO MACRO SA SPONS ADR		2020-03-24	2020-04-27
177. BANCO SANTANDER BRASIL SPONS ADR		2020-03-24	2020-04-27
9. BANCOLOMBIA S.A. SPONS ADR		2018-12-04	2020-04-27
517. BANK OF AMERICA CORP		2018-01-03	2020-04-27
35. BHP GROUP LTD SPONS ADR		2018-10-30	2020-04-27
1. BOOKING HOLDINGS INC		2019-10-10	2020-04-27
126. BRIDGESTONE CORPORATION UNSPONS ADR		2018-09-11	2020-04-27

Form 990PF Part IV - Capital Gains and Losses for Tax on Investment Income - Columns e - h

(e) Gross sales price	(f) Depreciation allowed (or allowable)	(g) Cost or other basis plus expense of sale	(h) Gain or (loss) (e) plus (f) minus (g)
423		566	-143
130		168	-38
728		1,180	-452
207		256	-49
775		963	-188
225		375	-150
11,991		15,411	-3,420
1,380		1,578	-198
1,402		1,963	-561
1,901		2,233	-332

Form 990PF Part IV - Capital Gains and Losses for Tax on Investment Income - Columns i - l

Complete only for assets showing gain in column (h) and owned by the foundation on 12/31/69			(l) Gains (Col. (h) gain minus col. (k), but not less than -0-) or Losses (from col.(h))
(i) F.M.V. as of 12/31/69	(j) Adjusted basis as of 12/31/69	(k) Excess of col. (i) over col. (j), if any	
			-143
			-38
			-452
			-49
			-188
			-150
			-3,420
			-198
			-561
			-332

Form 990PF Part IV - Capital Gains and Losses for Tax on Investment Income - Columns a - d

List and describe the kind(s) of property sold (e.g., real estate, (a) 2-story brick warehouse; or common stock, 200 shs. MLC Co.)	(b) How acquired P—Purchase D—Donation	(c) Date acquired (mo., day, yr.)	(d) Date sold (mo., day, yr.)
61. BRITISH LAND SPONS ADR		2019-09-19	2020-04-27
3. CNOOC LTD SPONS ADR		2020-02-20	2020-04-27
99. CANON INC SPONS ADR			2020-04-27
400. CARNIVAL CORP		2020-03-27	2020-04-27
102. CARNIVAL PLC SPONS ADR		2020-03-24	2020-04-27
80. CARREFOUR SA SPONS ADR		2018-07-02	2020-04-27
55. CENTRAL JAPAN RAI-UNSPONS ADR			2020-04-27
32. CISCO SYSTEMS INC			2020-04-27
71. COCA COLA AMATIL LTD SPONS ADR		2020-02-20	2020-04-27
211. COMMERZBANK AG SPONS ADR		2020-03-24	2020-04-27

Form 990PF Part IV - Capital Gains and Losses for Tax on Investment Income - Columns e - h

(e) Gross sales price	(f) Depreciation allowed (or allowable)	(g) Cost or other basis plus expense of sale	(h) Gain or (loss) (e) plus (f) minus (g)
288		426	-138
327		474	-147
2,040		2,310	-270
5,105		6,111	-1,006
1,174		1,298	-124
224		259	-35
874		1,052	-178
1,363		1,388	-25
377		604	-227
743		792	-49

Form 990PF Part IV - Capital Gains and Losses for Tax on Investment Income - Columns i - l

Complete only for assets showing gain in column (h) and owned by the foundation on 12/31/69			(l) Gains (Col. (h) gain minus col. (k), but not less than -0-) or Losses (from col.(h))
(i) F.M.V. as of 12/31/69	(j) Adjusted basis as of 12/31/69	(k) Excess of col. (i) over col. (j), if any	
			-138
			-147
			-270
			-1,006
			-124
			-35
			-178
			-25
			-227
			-49

Form 990PF Part IV - Capital Gains and Losses for Tax on Investment Income - Columns a - d			
List and describe the kind(s) of property sold (e.g., real estate, (a) 2-story brick warehouse; or common stock, 200 shs. MLC Co.)	(b) How acquired P—Purchase D—Donation	(c) Date acquired (mo., day, yr.)	(d) Date sold (mo., day, yr.)
48. COMMONWEALTH BK SPONS ADR			2020-04-27
31. COMMONWEALTH BK SPONS ADR		2019-11-12	2020-04-27
126. COMPANHIA ENERGETICA PFD SPONS ADR		2018-07-02	2020-04-27
2. CIA DE MINAS BUENAVENTUR SPONS ADR		2020-03-24	2020-04-27
153. CREDIT AGRICOLE SA UNSPONS ADR		2019-02-12	2020-04-27
8. DTE ENERGY CO		2018-10-29	2020-04-27
137. DAIWA SECURITIES GROUP INC SPONS ADR		2019-05-08	2020-04-27
133. DENSO CORPORATION UNSPONS ADR		2019-03-19	2020-04-27
31. DISNEY WALT CO NEW		2018-10-29	2020-04-27
71. DISCOVER FINL SVCS		2020-03-27	2020-04-27

Form 990PF Part IV - Capital Gains and Losses for Tax on Investment Income - Columns e - h

(e) Gross sales price	(f) Depreciation allowed (or allowable)	(g) Cost or other basis plus expense of sale	(h) Gain or (loss) (e) plus (f) minus (g)
1,818		2,456	-638
1,174		1,722	-548
198		234	-36
14		14	
545		849	-304
825		909	-84
544		619	-75
2,260		2,689	-429
3,270		3,505	-235
2,675		2,736	-61

Form 990PF Part IV - Capital Gains and Losses for Tax on Investment Income - Columns i - l

Complete only for assets showing gain in column (h) and owned by the foundation on 12/31/69			(l) Gains (Col. (h) gain minus col. (k), but not less than -0-) or Losses (from col.(h))
(i) F.M.V. as of 12/31/69	(j) Adjusted basis as of 12/31/69	(k) Excess of col. (i) over col. (j), if any	
			-638
			-548
			-36
			-304
			-84
			-75
			-429
			-235
			-61

Form 990PF Part IV - Capital Gains and Losses for Tax on Investment Income - Columns a - d

List and describe the kind(s) of property sold (e.g., real estate, (a) 2-story brick warehouse; or common stock, 200 shs. MLC Co.)	(b) How acquired P—Purchase D—Donation	(c) Date acquired (mo., day, yr.)	(d) Date sold (mo., day, yr.)
133. EAST JAPAN RAILWAY CO UNSPONS ADR		2018-10-30	2020-04-27
48. EMBRAER SA SPONS ADR		2020-03-24	2020-04-27
30. ERSTE GROUP BANK AG SPONS ADR		2019-11-12	2020-04-27
635. GAP INC		2020-03-27	2020-04-27
7. GEBERIT AG UNSPONS ADR		2019-10-10	2020-04-27
1257. GENERAL ELECTRIC CORP		2018-12-31	2020-04-27
63. HP INC		2020-03-27	2020-04-27
24. HEINEKEN HOLDING NV SPONS ADR		2019-01-08	2020-04-27
231. ITAU UNIBANCO HOLDING SPONS ADR		2020-03-24	2020-04-27
107. JP MORGAN CHASE & CO		2018-01-03	2020-04-27

Form 990PF Part IV - Capital Gains and Losses for Tax on Investment Income - Columns e - h

(e) Gross sales price	(f) Depreciation allowed (or allowable)	(g) Cost or other basis plus expense of sale	(h) Gain or (loss) (e) plus (f) minus (g)
1,693		1,896	-203
246		305	-59
294		560	-266
4,762		4,980	-218
292		327	-35
7,963		9,440	-1,477
951		1,073	-122
907		1,018	-111
900		1,046	-146
10,103		11,563	-1,460

Form 990PF Part IV - Capital Gains and Losses for Tax on Investment Income - Columns i - l

Complete only for assets showing gain in column (h) and owned by the foundation on 12/31/69			(l) Gains (Col. (h) gain minus col. (k), but not less than -0-) or Losses (from col.(h))
(i) F.M.V. as of 12/31/69	(j) Adjusted basis as of 12/31/69	(k) Excess of col. (i) over col. (j), if any	
			-203
			-59
			-266
			-218
			-35
			-1,477
			-122
			-111
			-146
			-1,460

Form 990PF Part IV - Capital Gains and Losses for Tax on Investment Income - Columns a - d

List and describe the kind(s) of property sold (e.g., real estate, (a) 2-story brick warehouse; or common stock, 200 shs. MLC Co.)	(b) How acquired P—Purchase D—Donation	(c) Date acquired (mo., day, yr.)	(d) Date sold (mo., day, yr.)
23. JAMES HARDIE INDS-SPONS ADR		2019-12-16	2020-04-27
71. KIRIN HOLDINGS COMPANY SPONS ADR		2019-10-10	2020-04-27
221. MITSUBISHI UFJ FINANCIAL-SPONS ADR			2020-04-27
29. MUENCHENER UNSPONS ADR			2020-04-27
11. NASPERS LTD-N SHS SPONS ADR		2020-02-20	2020-04-27
325. NATIONAL AUSTRALIA BK LTD SPONS ADR		2018-12-04	2020-04-27
91. NATIONAL AUSTRALIA BK LTD SPONS ADR			2020-04-27
60. NIDEC CORPORATION SPONS ADR		2019-02-12	2020-04-27
65. NOKIA CORP SPONS ADR			2020-04-27
29. ORIX CORP SPONS ADR		2020-03-24	2020-04-27

Form 990PF Part IV - Capital Gains and Losses for Tax on Investment Income - Columns e - h

(e) Gross sales price	(f) Depreciation allowed (or allowable)	(g) Cost or other basis plus expense of sale	(h) Gain or (loss) (e) plus (f) minus (g)
279		447	-168
1,368		1,493	-125
861		1,105	-244
642		623	19
340		392	-52
1,607		2,921	-1,314
450		876	-426
793		907	-114
223		267	-44
1,647		1,751	-104

Form 990PF Part IV - Capital Gains and Losses for Tax on Investment Income - Columns i - l

Complete only for assets showing gain in column (h) and owned by the foundation on 12/31/69			(l) Gains (Col. (h) gain minus col. (k), but not less than -0-) or Losses (from col.(h))
(i) F.M.V. as of 12/31/69	(j) Adjusted basis as of 12/31/69	(k) Excess of col. (i) over col. (j), if any	
			-168
			-125
			-244
			19
			-52
			-1,314
			-426
			-114
			-44
			-104

Form 990PF Part IV - Capital Gains and Losses for Tax on Investment Income - Columns a - d

List and describe the kind(s) of property sold (e.g., real estate, (a) 2-story brick warehouse; or common stock, 200 shs. MLC Co.)	(b) How acquired P—Purchase D—Donation	(c) Date acquired (mo., day, yr.)	(d) Date sold (mo., day, yr.)
125. PT BANK RAKYAT INDONESIA UNSPONS ADR			2020-04-27
41. PT SEMEN INDONESIA TBK UNSPONS ADR		2018-09-12	2020-04-27
116. PEARSON PLC SPONS ADR		2020-03-24	2020-04-27
19. TELEKOMUNIKASI INDONESIA SPONS ADR		2019-06-11	2020-04-27
128. REGENCY CENTERS CORPORATION REIT		2020-03-27	2020-04-27
10. RELX PLC SPONS ADR		2019-02-12	2020-04-27
40. ROYAL DUTCH SHELL PLC SPONS ADR		2019-09-19	2020-04-27
21. SIEMENS AG SPONS ADR			2020-04-27
7. SIEMENS AG SPONS ADR		2019-03-19	2020-04-27
22. SONIC HEALTHCARE LTD SPONS ADR		2018-10-30	2020-04-27

Form 990PF Part IV - Capital Gains and Losses for Tax on Investment Income - Columns e - h

(e) Gross sales price	(f) Depreciation allowed (or allowable)	(g) Cost or other basis plus expense of sale	(h) Gain or (loss) (e) plus (f) minus (g)
1,063		1,264	-201
367		487	-120
655		688	-33
384		518	-134
4,765		5,220	-455
222		223	-1
1,396		2,333	-937
926		1,119	-193
309		395	-86
363		350	13

Form 990PF Part IV - Capital Gains and Losses for Tax on Investment Income - Columns i - l

Complete only for assets showing gain in column (h) and owned by the foundation on 12/31/69			(l) Gains (Col. (h) gain minus col. (k), but not less than -0-) or Losses (from col.(h))
(i) F.M.V. as of 12/31/69	(j) Adjusted basis as of 12/31/69	(k) Excess of col. (i) over col. (j), if any	
			-201
			-120
			-33
			-134
			-455
			-1
			-937
			-193
			-86
			13

Form 990PF Part IV - Capital Gains and Losses for Tax on Investment Income - Columns a - d

List and describe the kind(s) of property sold (e.g., real estate, (a) 2-story brick warehouse; or common stock, 200 shs. MLC Co.)	(b) How acquired P—Purchase D—Donation	(c) Date acquired (mo., day, yr.)	(d) Date sold (mo., day, yr.)
27. SOUTHWEST AIRLINES CO		2019-06-03	2020-04-27
52. STANLEY BLACK & DECKER INC		2018-12-31	2020-04-27
96. SUMITOMO CHEM CO LTD UNSPONS ADR		2020-02-20	2020-04-27
38. SYSCO CORP		2018-01-03	2020-04-27
4. TAL EDUCATION GROUP SPONS ADR		2020-03-24	2020-04-27
12. TATNEFT PAO SPONS ADR		2018-01-03	2020-04-27
74. TELECOM ITALIA SPA SPONS ADR		2020-03-24	2020-04-27
59. TELECOM ITALIA SPONS ADR		2020-03-24	2020-04-27
51. TELEFONICA BRASIL SA SPONS PFD ADR		2018-09-28	2020-04-27
9. 3M CO		2019-07-23	2020-04-27

Form 990PF Part IV - Capital Gains and Losses for Tax on Investment Income - Columns e - h

(e) Gross sales price	(f) Depreciation allowed (or allowable)	(g) Cost or other basis plus expense of sale	(h) Gain or (loss) (e) plus (f) minus (g)
799		1,291	-492
5,874		6,199	-325
1,429		1,901	-472
2,088		2,304	-216
204		212	-8
502		606	-104
269		310	-41
214		246	-32
423		497	-74
1,374		1,598	-224

Form 990PF Part IV - Capital Gains and Losses for Tax on Investment Income - Columns i - l

Complete only for assets showing gain in column (h) and owned by the foundation on 12/31/69			(l) Gains (Col. (h) gain minus col. (k), but not less than -0-) or Losses (from col.(h))
(i) F.M.V. as of 12/31/69	(j) Adjusted basis as of 12/31/69	(k) Excess of col. (i) over col. (j), if any	
			-492
			-325
			-472
			-216
			-8
			-104
			-41
			-32
			-74
			-224

Form 990PF Part IV - Capital Gains and Losses for Tax on Investment Income - Columns a - d			
List and describe the kind(s) of property sold (e.g., real estate, (a) 2-story brick warehouse; or common stock, 200 shs. MLC Co.)	(b) How acquired P—Purchase D—Donation	(c) Date acquired (mo., day, yr.)	(d) Date sold (mo., day, yr.)
26. TORAY INDS UNSPONS ADR		2019-05-08	2020-04-27
58. TOSHIBA CORP UNSPONS ADR		2018-01-03	2020-04-27
35. TOTALENERGIES SE		2019-02-12	2020-04-27
56. TOTALENERGIES SE			2020-04-27
468. UNICREDIT SPA UNSPONS ADR			2020-04-27
204. UNITED AIRLINES HOLDINGS INC		2020-03-27	2020-04-27
31. V.F. CORP		2018-12-31	2020-04-27
18. V.F. CORP		2020-03-27	2020-04-27
19. VARIAN MEDICAL SYSTEMS INC		2018-01-03	2020-04-27
116. VEDANTA LTD SPONS ADR			2020-04-27

Form 990PF Part IV - Capital Gains and Losses for Tax on Investment Income - Columns e - h

(e) Gross sales price	(f) Depreciation allowed (or allowable)	(g) Cost or other basis plus expense of sale	(h) Gain or (loss) (e) plus (f) minus (g)
235		344	-109
704		829	-125
1,212		1,949	-737
1,939		3,112	-1,173
1,734		2,278	-544
5,299		7,030	-1,731
1,777		2,072	-295
1,032		1,048	-16
2,114		2,115	-1
484		961	-477

Form 990PF Part IV - Capital Gains and Losses for Tax on Investment Income - Columns i - l

Complete only for assets showing gain in column (h) and owned by the foundation on 12/31/69			(l) Gains (Col. (h) gain minus col. (k), but not less than -0-) or Losses (from col.(h))
(i) F.M.V. as of 12/31/69	(j) Adjusted basis as of 12/31/69	(k) Excess of col. (l) over col. (j), if any	
			-109
			-125
			-737
			-1,173
			-544
			-1,731
			-295
			-16
			-1
			-477

Form 990PF Part IV - Capital Gains and Losses for Tax on Investment Income - Columns a - d

List and describe the kind(s) of property sold (e.g., real estate, (a) 2-story brick warehouse; or common stock, 200 shs. MLC Co.)	(b) How acquired P—Purchase D—Donation	(c) Date acquired (mo., day, yr.)	(d) Date sold (mo., day, yr.)
62. VINCI SA UNSPONS ADR		2019-10-10	2020-04-27
34. VIVENDI SA UNSPONS ADR		2018-10-30	2020-04-27
91. VODAFONE GROUP PLC SPONS ADR		2019-07-16	2020-04-27
8. WPP PLC SPONS ADR		2019-02-12	2020-04-27
62. WALGREENS BOOTS ALLIANCE INC		2019-06-03	2020-04-27
10. WELLTOWER INC REIT		2020-03-27	2020-04-27
99. WELLTOWER INC REIT		2018-03-08	2020-04-27
143. WIPRO LTD SPONS ADR			2020-04-27
174. WIPRO LTD SPONS ADR			2020-04-27
70. DEUTSCHE BANK AG		2019-06-11	2020-04-27

Form 990PF Part IV - Capital Gains and Losses for Tax on Investment Income - Columns e - h

(e) Gross sales price	(f) Depreciation allowed (or allowable)	(g) Cost or other basis plus expense of sale	(h) Gain or (loss) (e) plus (f) minus (g)
1,230		1,658	-428
727		827	-100
1,243		1,444	-201
282		421	-139
2,728		3,095	-367
459		488	-29
4,542		5,292	-750
428		529	-101
521		658	-137
462		492	-30

Form 990PF Part IV - Capital Gains and Losses for Tax on Investment Income - Columns i - l

Complete only for assets showing gain in column (h) and owned by the foundation on 12/31/69			(l) Gains (Col. (h) gain minus col. (k), but not less than -0-) or Losses (from col.(h))
(i) F.M.V. as of 12/31/69	(j) Adjusted basis as of 12/31/69	(k) Excess of col. (i) over col. (j), if any	
			-428
			-100
			-201
			-139
			-367
			-29
			-750
			-101
			-137
			-30

Form 990PF Part IV - Capital Gains and Losses for Tax on Investment Income - Columns a - d

List and describe the kind(s) of property sold (e.g., real estate, (a) 2-story brick warehouse; or common stock, 200 shs. MLC Co.)	(b) How acquired P—Purchase D—Donation	(c) Date acquired (mo., day, yr.)	(d) Date sold (mo., day, yr.)
59. ALLERGAN PLC		2019-07-23	2020-05-11
.094 ABBVIE INC		2019-03-06	2020-05-26
232.438 BLACKROCK EVENT DRIVEN EQ-IS		2020-04-22	2020-05-26
242.872 BLACKROCK GLOBAL LONG/SHORT CRDT-INS		2013-09-05	2020-05-26
2620.042 PIMCO TOTAL RETURN ESG INSTL		2015-03-23	2020-05-26
203.36 ABBEY CAP FUTURES STRAT-I		2020-04-22	2020-05-26
50. ALUMINUM CORP OF CHINA LTD SPONS ADR		2020-03-24	2020-06-01
26. BAE SYSTEMS PLC SPONS ADR		2018-12-04	2020-06-01
7. CHINA MOBILE LTD SPONS ADR		2020-04-27	2020-06-01
39. CHINA UNICOM HONG KONG LTD SPONS ADR		2020-03-24	2020-06-01

Form 990PF Part IV - Capital Gains and Losses for Tax on Investment Income - Columns e - h

(e) Gross sales price	(f) Depreciation allowed (or allowable)	(g) Cost or other basis plus expense of sale	(h) Gain or (loss) (e) plus (f) minus (g)
11,367		9,552	1,815
9		7	2
2,250		2,199	51
2,300		2,582	-282
25,100		24,780	320
2,300		2,347	-47
235		251	-16
649		626	23
250		282	-32
224		231	-7

Form 990PF Part IV - Capital Gains and Losses for Tax on Investment Income - Columns i - l

Complete only for assets showing gain in column (h) and owned by the foundation on 12/31/69			(l) Gains (Col. (h) gain minus col. (k), but not less than -0-) or Losses (from col.(h))
(i) F.M.V. as of 12/31/69	(j) Adjusted basis as of 12/31/69	(k) Excess of col. (i) over col. (j), if any	
			1,815
			2
			51
			-282
			320
			-47
			-16
			23
			-32
			-7

Form 990PF Part IV - Capital Gains and Losses for Tax on Investment Income - Columns a - d

List and describe the kind(s) of property sold (e.g., real estate, (a) 2-story brick warehouse; or common stock, 200 shs. MLC Co.)	(b) How acquired P—Purchase D—Donation	(c) Date acquired (mo., day, yr.)	(d) Date sold (mo., day, yr.)
35. CIA DE MINAS BUENAVENTUR SPONS ADR		2020-03-24	2020-06-01
22. COMPASS GROUP PLC SPONS ADR		2020-04-27	2020-06-01
47. DANONE SPONS ADR		2018-09-11	2020-06-01
34. DEUTSCHE TELEKOM AG SPONS ADR		2018-09-11	2020-06-01
27. FORTESCUE METALS GROUP SPONS ADR		2018-10-30	2020-06-01
42. GRUPO FINANCIERO GALICIA SPONS ADR		2020-04-27	2020-06-01
58. HANG SENG BK LTD SPONS ADR		2020-03-24	2020-06-01
38. ICICI BANK LTD SPONS ADR		2018-01-03	2020-06-01
38. KB FINANCIAL GROUP INC SPONS ADR		2018-01-03	2020-06-01
5. KASIKORNBANK PUBLIC COMPANY LTD ADR			2020-06-01

Form 990PF Part IV - Capital Gains and Losses for Tax on Investment Income - Columns e - h

(e) Gross sales price	(f) Depreciation allowed (or allowable)	(g) Cost or other basis plus expense of sale	(h) Gain or (loss) (e) plus (f) minus (g)
289		253	36
328		362	-34
645		706	-61
548		537	11
539		157	382
358		244	114
921		987	-66
339		375	-36
1,072		2,255	-1,183
62		145	-83

Form 990PF Part IV - Capital Gains and Losses for Tax on Investment Income - Columns i - l

Complete only for assets showing gain in column (h) and owned by the foundation on 12/31/69			(l) Gains (Col. (h) gain minus col. (k), but not less than -0-) or Losses (from col.(h))
(i) F.M.V. as of 12/31/69	Adjusted basis (j) as of 12/31/69	Excess of col. (i) (k) over col. (j), if any	
			36
			-34
			-61
			11
			382
			114
			-66
			-36
			-1,183
			-83

Form 990PF Part IV - Capital Gains and Losses for Tax on Investment Income - Columns a - d

List and describe the kind(s) of property sold (e.g., real estate, (a) 2-story brick warehouse; or common stock, 200 shs. MLC Co.)	(b) How acquired P—Purchase D—Donation	(c) Date acquired (mo., day, yr.)	(d) Date sold (mo., day, yr.)
97. LATAM AIRLINES GROUP SA SPONS ADR		2020-03-24	2020-06-01
14. MICHELIN (CGDE) UNSPONS ADR		2019-01-08	2020-06-01
33. NIPPON TELEGRAPH & TELEPHN SPONS ADR		2018-12-04	2020-06-01
3. NOVO NORDISK AS SPONS ADR		2018-05-22	2020-06-01
11. ORANGE SPONS ADR		2020-03-24	2020-06-01
3. PEUGEOT SA UNSPONS ADR		2020-05-07	2020-06-01
99. ROLLS-ROYCE HOLDINGS PLC SPONS ADR		2020-04-27	2020-06-01
55. SUN HUNG KAI PROP LTD SPONS ADR		2018-10-30	2020-06-01
22. SWISS RE LTD SPONS ADR		2020-04-27	2020-06-01
92. TATA MOTORS LTD SPONS ADR			2020-06-01

Form 990PF Part IV - Capital Gains and Losses for Tax on Investment Income - Columns e - h

(e) Gross sales price	(f) Depreciation allowed (or allowable)	(g) Cost or other basis plus expense of sale	(h) Gain or (loss) (e) plus (f) minus (g)
115		250	-135
290		283	7
753		658	95
197		146	51
134		136	-2
45		42	3
357		376	-19
670		718	-48
374		392	-18
557		798	-241

Form 990PF Part IV - Capital Gains and Losses for Tax on Investment Income - Columns i - l

Complete only for assets showing gain in column (h) and owned by the foundation on 12/31/69			(l) Gains (Col. (h) gain minus col. (k), but not less than -0-) or Losses (from col.(h))
(i) F.M.V. as of 12/31/69	(j) Adjusted basis as of 12/31/69	(k) Excess of col. (i) over col. (j), if any	
			-135
			7
			95
			51
			-2
			3
			-19
			-48
			-18
			-241

Form 990PF Part IV - Capital Gains and Losses for Tax on Investment Income - Columns a - d			
List and describe the kind(s) of property sold (e.g., real estate, (a) 2-story brick warehouse; or common stock, 200 shs. MLC Co.)	(b) How acquired P—Purchase D—Donation	(c) Date acquired (mo., day, yr.)	(d) Date sold (mo., day, yr.)
16. COCA-COLA EUROPACIFIC PARTNERS PLC		2020-04-27	2020-06-01
67. AT&T INC			2020-06-29
3. AGILENT TECHNOLOGIES INC		2018-09-28	2020-06-29
3. ALPHABET INC CL A		2018-05-10	2020-06-29
12. APPLE INC		2019-03-06	2020-06-29
51. ARCONIC CORP		2018-06-11	2020-06-29
8. AUTOMATIC DATA PROCESSING INC		2019-10-10	2020-06-29
235. BANK OF AMERICA CORP		2018-01-03	2020-06-29
19. BECTON DICKINSON & CO		2018-02-05	2020-06-29
24. BIOGEN INC		2019-06-03	2020-06-29

Form 990PF Part IV - Capital Gains and Losses for Tax on Investment Income - Columns e - h

(e) Gross sales price	(f) Depreciation allowed (or allowable)	(g) Cost or other basis plus expense of sale	(h) Gain or (loss) (e) plus (f) minus (g)
624		659	-35
2,003		2,216	-213
262		212	50
4,191		3,316	875
4,341		2,094	2,247
705		579	126
1,171		1,286	-115
5,494		7,005	-1,511
4,426		4,272	154
6,248		5,361	887

Form 990PF Part IV - Capital Gains and Losses for Tax on Investment Income - Columns i - l

Complete only for assets showing gain in column (h) and owned by the foundation on 12/31/69			(l) Gains (Col. (h) gain minus col. (k), but not less than -0-) or Losses (from col.(h))
(i) F.M.V. as of 12/31/69	(j) Adjusted basis as of 12/31/69	(k) Excess of col. (l) over col. (j), if any	
			-35
			-213
			50
			875
			2,247
			126
			-115
			-1,511
			154
			887

Form 990PF Part IV - Capital Gains and Losses for Tax on Investment Income - Columns a - d			
List and describe the kind(s) of property sold (e.g., real estate, (a) 2-story brick warehouse; or common stock, 200 shs. MLC Co.)	(b) How acquired P—Purchase D—Donation	(c) Date acquired (mo., day, yr.)	(d) Date sold (mo., day, yr.)
1. BOOKING HOLDINGS INC		2019-10-10	2020-06-29
18. BRISTOL MYERS SQUIBB CO		2020-04-27	2020-06-29
123. CISCO SYSTEMS INC			2020-06-29
36. COLGATE PALMOLIVE CO		2019-03-06	2020-06-29
34. CONAGRA BRANDS INC		2020-04-27	2020-06-29
107. DISNEY WALT CO NEW			2020-06-29
101. EXELON CORP		2018-01-03	2020-06-29
3. GRAINGER W W INC		2018-02-05	2020-06-29
5. HILTON WORLDWIDE HOLDINGS INC		2020-03-27	2020-06-29
15. HILTON WORLDWIDE HOLDINGS INC		2018-12-31	2020-06-29

Form 990PF Part IV - Capital Gains and Losses for Tax on Investment Income - Columns e - h

(e) Gross sales price	(f) Depreciation allowed (or allowable)	(g) Cost or other basis plus expense of sale	(h) Gain or (loss) (e) plus (f) minus (g)
1,593		1,963	-370
1,040		1,129	-89
5,675		5,082	593
2,607		2,362	245
1,145		1,178	-33
11,931		12,040	-109
3,634		3,946	-312
910		762	148
370		355	15
1,109		1,073	36

Form 990PF Part IV - Capital Gains and Losses for Tax on Investment Income - Columns i - l

Complete only for assets showing gain in column (h) and owned by the foundation on 12/31/69			(l) Gains (Col. (h) gain minus col. (k), but not less than -0-) or Losses (from col.(h))
(i) F.M.V. as of 12/31/69	(j) Adjusted basis as of 12/31/69	(k) Excess of col. (l) over col. (j), if any	
			-370
			-89
			593
			245
			-33
			-109
			-312
			148
			15
			36

Form 990PF Part IV - Capital Gains and Losses for Tax on Investment Income - Columns a - d

List and describe the kind(s) of property sold (e.g., real estate, (a) 2-story brick warehouse; or common stock, 200 shs. MLC Co.)	(b) How acquired P—Purchase D—Donation	(c) Date acquired (mo., day, yr.)	(d) Date sold (mo., day, yr.)
14. HOME DEPOT INC		2018-09-28	2020-06-29
20. INTL BUSINESS MACHINES CORP		2019-06-03	2020-06-29
72. JP MORGAN CHASE & CO		2018-01-03	2020-06-29
50. JOHNSON & JOHNSON		2018-01-03	2020-06-29
147. KINDER MORGAN INC		2018-03-08	2020-06-29
20. KROGER CO		2020-04-27	2020-06-29
12. LEIDOS HOLDINGS INC		2020-01-21	2020-06-29
8. LOCKHEED MARTIN CORP			2020-06-29
23. MICROSOFT CORP			2020-06-29
82. MOLSON COORS BEVERAGE CO CL B		2020-03-27	2020-06-29

Form 990PF Part IV - Capital Gains and Losses for Tax on Investment Income - Columns e - h

(e) Gross sales price	(f) Depreciation allowed (or allowable)	(g) Cost or other basis plus expense of sale	(h) Gain or (loss) (e) plus (f) minus (g)
3,445		2,900	545
2,395		2,566	-171
6,695		7,781	-1,086
6,951		7,029	-78
2,154		2,160	-6
682		666	16
1,106		1,239	-133
2,940		2,534	406
4,564		2,623	1,941
2,904		3,088	-184

Form 990PF Part IV - Capital Gains and Losses for Tax on Investment Income - Columns i - l

Complete only for assets showing gain in column (h) and owned by the foundation on 12/31/69			(l) Gains (Col. (h) gain minus col. (k), but not less than -0-) or Losses (from col.(h))
(i) F.M.V. as of 12/31/69	(j) Adjusted basis as of 12/31/69	(k) Excess of col. (i) over col. (j), if any	
			545
			-171
			-1,086
			-78
			-6
			16
			-133
			406
			1,941
			-184

Form 990PF Part IV - Capital Gains and Losses for Tax on Investment Income - Columns a - d

List and describe the kind(s) of property sold (e.g., real estate, (a) 2-story brick warehouse; or common stock, 200 shs. MLC Co.)	(b) How acquired P—Purchase D—Donation	(c) Date acquired (mo., day, yr.)	(d) Date sold (mo., day, yr.)
47. NISOURCE INC			2020-06-29
60. NORTONLIFELOCK INC		2020-03-27	2020-06-29
3. NVIDIA CORP		2019-01-31	2020-06-29
75. ONEOK INC		2020-06-01	2020-06-29
157. ORACLE CORPORATION			2020-06-29
13. PPG INDUSTRIES INC		2018-07-16	2020-06-29
14. PINNACLE WEST CAP CORP		2018-10-29	2020-06-29
46. RAYTHEON TECHNOLOGIES CORP		2018-10-29	2020-06-29
4. SBA COMMUNICATIONS CORP CL A REIT		2020-02-25	2020-06-29
271. CHARLES SCHWAB CORP			2020-06-29

Form 990PF Part IV - Capital Gains and Losses for Tax on Investment Income - Columns e - h

(e) Gross sales price	(f) Depreciation allowed (or allowable)	(g) Cost or other basis plus expense of sale	(h) Gain or (loss) (e) plus (f) minus (g)
1,066		1,212	-146
1,165		1,153	12
1,104		431	673
2,385		2,861	-476
8,596		7,475	1,121
1,351		1,331	20
1,021		1,168	-147
2,848		3,317	-469
1,157		1,164	-7
8,872		9,587	-715

Form 990PF Part IV - Capital Gains and Losses for Tax on Investment Income - Columns i - l

Complete only for assets showing gain in column (h) and owned by the foundation on 12/31/69			(l) Gains (Col. (h) gain minus col. (k), but not less than -0-) or Losses (from col.(h))
(i) F.M.V. as of 12/31/69	(j) Adjusted basis as of 12/31/69	(k) Excess of col. (i) over col. (j), if any	
			-146
			12
			673
			-476
			1,121
			20
			-147
			-469
			-7
			-715

Form 990PF Part IV - Capital Gains and Losses for Tax on Investment Income - Columns a - d			
List and describe the kind(s) of property sold (e.g., real estate, (a) 2-story brick warehouse; or common stock, 200 shs. MLC Co.)	(b) How acquired P—Purchase D—Donation	(c) Date acquired (mo., day, yr.)	(d) Date sold (mo., day, yr.)
6. JM SMUCKER CO		2018-12-31	2020-06-29
9. SYSCO CORP			2020-06-29
4. TJX COS INC			2020-06-29
112. TAPESTRY INC		2020-04-27	2020-06-29
36. TEXAS INSTRUMENTS INC		2018-11-29	2020-06-29
16. 3M CO		2019-07-23	2020-06-29
57. TRIPADVISOR INC		2020-03-27	2020-06-29
11. VARIAN MEDICAL SYSTEMS INC		2018-01-03	2020-06-29
17. VERIZON COMMUNICATIONS INC		2018-01-03	2020-06-29
5. VERTEX PHARMACEUTICALS INC		2020-04-27	2020-06-29

Form 990PF Part IV - Capital Gains and Losses for Tax on Investment Income - Columns e - h

(e) Gross sales price	(f) Depreciation allowed (or allowable)	(g) Cost or other basis plus expense of sale	(h) Gain or (loss) (e) plus (f) minus (g)
630		553	77
490		545	-55
203		187	16
1,494		1,684	-190
4,491		3,508	983
2,489		2,840	-351
1,086		1,037	49
1,324		1,225	99
930		891	39
1,426		1,356	70

Form 990PF Part IV - Capital Gains and Losses for Tax on Investment Income - Columns i - l

Complete only for assets showing gain in column (h) and owned by the foundation on 12/31/69			(l) Gains (Col. (h) gain minus col. (k), but not less than -0-) or Losses (from col.(h))
(i) F.M.V. as of 12/31/69	(j) Adjusted basis as of 12/31/69	(k) Excess of col. (l) over col. (j), if any	
			77
			-55
			16
			-190
			983
			-351
			49
			99
			39
			70

Form 990PF Part IV - Capital Gains and Losses for Tax on Investment Income - Columns a - d

List and describe the kind(s) of property sold (e.g., real estate, (a) 2-story brick warehouse; or common stock, 200 shs. MLC Co.)	(b) How acquired P—Purchase D—Donation	(c) Date acquired (mo., day, yr.)	(d) Date sold (mo., day, yr.)
24. MEDTRONIC PLC		2018-10-29	2020-06-29
62. BAE SYSTEMS PLC SPONS ADR		2018-12-04	2020-07-06
61. CHINA CONSTR BK CORP UNSPONS ADR		2020-03-24	2020-07-06
21. CHINA MOBILE LTD SPONS ADR		2020-03-24	2020-07-06
53. CHINA SHENHUA ENERGY CO UNSPONS ADR			2020-07-06
38. DANONE SPONS ADR			2020-07-06
9. FUJIFILM HOLDINGS CORP UNSPONS ADR		2018-05-22	2020-07-06
8. HUAZHU GROUP LTD SPONS ADR		2020-06-01	2020-07-06
24. KASIKORNBANK PUBLIC COMPANY LTD ADR			2020-07-06
71. KASIKORNBANK PUBLIC COMPANY LTD ADR			2020-07-06

Form 990PF Part IV - Capital Gains and Losses for Tax on Investment Income - Columns e - h

(e) Gross sales price	(f) Depreciation allowed (or allowable)	(g) Cost or other basis plus expense of sale	(h) Gain or (loss) (e) plus (f) minus (g)
2,166		2,147	19
1,525		1,494	31
1,035		1,004	31
788		781	7
379		380	-1
526		566	-40
390		347	43
292		281	11
287		599	-312
850		1,211	-361

Form 990PF Part IV - Capital Gains and Losses for Tax on Investment Income - Columns i - l

Complete only for assets showing gain in column (h) and owned by the foundation on 12/31/69			(l) Gains (Col. (h) gain minus col. (k), but not less than -0-) or Losses (from col.(h))
(i) F.M.V. as of 12/31/69	(j) Adjusted basis as of 12/31/69	(k) Excess of col. (i) over col. (j), if any	
			19
			31
			31
			7
			-1
			-40
			43
			11
			-312
			-361

Form 990PF Part IV - Capital Gains and Losses for Tax on Investment Income - Columns a - d			
List and describe the kind(s) of property sold (e.g., real estate, (a) 2-story brick warehouse; or common stock, 200 shs. MLC Co.)	(b) How acquired P—Purchase D—Donation	(c) Date acquired (mo., day, yr.)	(d) Date sold (mo., day, yr.)
81. KOREA ELECTRIC POWER CORP SPONS ADR			2020-07-06
53. KOREA ELECTRIC POWER CORP SPONS ADR		2020-01-17	2020-07-06
25. KYOCERA CORP SPONS ADR			2020-07-06
111. LG DISPLAY CO LTD SPONS ADR			2020-07-06
41. ORANGE SPONS ADR		2020-03-24	2020-07-06
2. POSCO SPONS ADR		2018-08-07	2020-07-06
44. UPM KYMMENE OYJ UNSPONS ADR		2019-01-08	2020-07-06
30. WEST JAPAN RAILWAY CO UNSPONS ADR		2019-01-08	2020-07-06
78. WIPRO LTD SPONS ADR			2020-07-06
.0467 SONOVA HOLDING AG UNSPONS ADR		2020-03-24	2020-07-09

Form 990PF Part IV - Capital Gains and Losses for Tax on Investment Income - Columns e - h

(e) Gross sales price	(f) Depreciation allowed (or allowable)	(g) Cost or other basis plus expense of sale	(h) Gain or (loss) (e) plus (f) minus (g)
655		1,280	-625
429		609	-180
1,374		1,336	38
604		904	-300
506		507	-1
77		149	-72
1,279		1,178	101
1,651		2,203	-552
261		292	-31
2		1	1

Form 990PF Part IV - Capital Gains and Losses for Tax on Investment Income - Columns i - l

Complete only for assets showing gain in column (h) and owned by the foundation on 12/31/69			(l) Gains (Col. (h) gain minus col. (k), but not less than -0-) or Losses (from col.(h))
(i) F.M.V. as of 12/31/69	(j) Adjusted basis as of 12/31/69	(k) Excess of col. (i) over col. (j), if any	
			-625
			-180
			38
			-300
			-1
			-72
			101
			-552
			-31
			1

Form 990PF Part IV - Capital Gains and Losses for Tax on Investment Income - Columns a - d

List and describe the kind(s) of property sold (e.g., real estate, (a) 2-story brick warehouse; or common stock, 200 shs. MLC Co.)	(b) How acquired P—Purchase D—Donation	(c) Date acquired (mo., day, yr.)	(d) Date sold (mo., day, yr.)
.4648 FERROVIAL SA UNSPONS ADR		2018-10-30	2020-07-10
.25 HONG KONG & CHINA GAS LTD SPONS ADR		2020-04-27	2020-07-14
9. MITSUBISHI CORP SPONS ADR		2020-04-27	2020-07-14
.8317 KONINKLIJKE PHILIPS NV SPONS ADR		2018-01-03	2020-07-15
9. MITSUBISHI CORP SPONS ADR		2020-04-27	2020-07-15
.4375 ACS ACTIVIDADES DE CONS UNSPONS ADR		2018-03-13	2020-08-05
66. OCCIDENTAL PETROLEUM - WTS 8/03/27		2020-08-03	2020-08-06
.5 OCCIDENTAL PETROLEUM - WTS 8/03/27		2020-08-03	2020-08-17
65. ASE TECHNOLOGY HOLDING CO LTD ADR		2019-03-27	2020-09-01
128. AGRICULTURAL BANK CHINA UNSPONS ADR		2019-08-19	2020-09-01

Form 990PF Part IV - Capital Gains and Losses for Tax on Investment Income - Columns e - h

(e) Gross sales price	(f) Depreciation allowed (or allowable)	(g) Cost or other basis plus expense of sale	(h) Gain or (loss) (e) plus (f) minus (g)
12		9	3
379		372	7
42		31	11
386		372	14
2		3	-1
291		373	-82
2		3	-1
270		280	-10
1,043		1,220	-177

Form 990PF Part IV - Capital Gains and Losses for Tax on Investment Income - Columns i - l

Complete only for assets showing gain in column (h) and owned by the foundation on 12/31/69			(l) Gains (Col. (h) gain minus col. (k), but not less than -0-) or Losses (from col.(h))
(i) F.M.V. as of 12/31/69	Adjusted basis (j) as of 12/31/69	Excess of col. (i) (k) over col. (j), if any	
			3
			7
			11
			14
			-1
			-82
			-1
			-10
			-177

Form 990PF Part IV - Capital Gains and Losses for Tax on Investment Income - Columns a - d			
List and describe the kind(s) of property sold (e.g., real estate, (a) 2-story brick warehouse; or common stock, 200 shs. MLC Co.)	(b) How acquired P—Purchase D—Donation	(c) Date acquired (mo., day, yr.)	(d) Date sold (mo., day, yr.)
93. AMBEV SA SPONS ADR		2020-06-01	2020-09-01
94. BANK OF CHINA LTD UNSPONS ADR			2020-09-01
273. BEST INC SPONS ADR			2020-09-01
89. CANON INC SPONS ADR		2020-07-06	2020-09-01
110. CHINA CONSTR BK CORP UNSPONS ADR			2020-09-01
39. CHINA OVERSEAS LD & INVT UNSPONS ADR		2019-08-19	2020-09-01
31. CIA CERVECERIAS UNIDAS SPONS ADR		2020-06-01	2020-09-01
32. ENI SPA SPONS ADR		2020-07-06	2020-09-01
71. EAST JAPAN RAILWAY CO UNSPONS ADR		2018-10-30	2020-09-01
27. FORTESCUE METALS GROUP SPONS ADR		2018-10-30	2020-09-01

Form 990PF Part IV - Capital Gains and Losses for Tax on Investment Income - Columns e - h			
(e) Gross sales price	(f) Depreciation allowed (or allowable)	(g) Cost or other basis plus expense of sale	(h) Gain or (loss) (e) plus (f) minus (g)
218		221	-3
758		885	-127
1,149		1,297	-148
1,466		1,776	-310
1,539		1,786	-247
543		639	-96
401		449	-48
592		634	-42
759		1,012	-253
743		157	586

Form 990PF Part IV - Capital Gains and Losses for Tax on Investment Income - Columns i - l			
Complete only for assets showing gain in column (h) and owned by the foundation on 12/31/69			(l) Gains (Col. (h) gain minus col. (k), but not less than -0-) or Losses (from col.(h))
(i) F.M.V. as of 12/31/69	(j) Adjusted basis as of 12/31/69	(k) Excess of col. (i) over col. (j), if any	
			-3
			-127
			-148
			-310
			-247
			-96
			-48
			-42
			-253
			586

Form 990PF Part IV - Capital Gains and Losses for Tax on Investment Income - Columns a - d

List and describe the kind(s) of property sold (e.g., real estate, (a) 2-story brick warehouse; or common stock, 200 shs. MLC Co.)	(b) How acquired P—Purchase D—Donation	(c) Date acquired (mo., day, yr.)	(d) Date sold (mo., day, yr.)
12. GRIFOLS S.A. SPONS ADR			2020-09-01
8. KB FINANCIAL GROUP INC SPONS ADR		2018-01-03	2020-09-01
92. KEPPEL CORP SPONS ADR		2019-08-19	2020-09-01
15. NTT DOCOMO INC SPONS ADR		2020-04-27	2020-09-01
47. ORANGE SPONS ADR		2020-03-24	2020-09-01
11. ROYAL DUTCH SHELL PLC SPONS ADR		2020-03-24	2020-09-01
3. SHINHAN FINANCIAL GROUP SPONS ADR		2018-01-03	2020-09-01
8. TAIWAN SEMICONDUCTOR SPONS ADR		2018-01-03	2020-09-01
32. TELECOM ARGENTINA SA SPONS ADR		2020-06-01	2020-09-01
14. TOKIO MARINE HOLDINGS SPONS ADR		2019-08-19	2020-09-01

Form 990PF Part IV - Capital Gains and Losses for Tax on Investment Income - Columns e - h

(e) Gross sales price	(f) Depreciation allowed (or allowable)	(g) Cost or other basis plus expense of sale	(h) Gain or (loss) (e) plus (f) minus (g)
189		230	-41
251		475	-224
605		785	-180
410		456	-46
513		581	-68
304		331	-27
76		141	-65
652		334	318
226		268	-42
636		726	-90

Form 990PF Part IV - Capital Gains and Losses for Tax on Investment Income - Columns i - l

Complete only for assets showing gain in column (h) and owned by the foundation on 12/31/69			(l) Gains (Col. (h) gain minus col. (k), but not less than -0-) or Losses (from col.(h))
(i) F.M.V. as of 12/31/69	(j) Adjusted basis as of 12/31/69	(k) Excess of col. (i) over col. (j), if any	
			-41
			-224
			-180
			-46
			-68
			-27
			-65
			318
			-42
			-90

Form 990PF Part IV - Capital Gains and Losses for Tax on Investment Income - Columns a - d

List and describe the kind(s) of property sold (e.g., real estate, (a) 2-story brick warehouse; or common stock, 200 shs. MLC Co.)	(b) How acquired P—Purchase D—Donation	(c) Date acquired (mo., day, yr.)	(d) Date sold (mo., day, yr.)
24. VODAFONE GROUP PLC SPONS ADR		2019-07-16	2020-09-01
20. VODAFONE GROUP PLC SPONS ADR		2020-06-01	2020-09-01
5. WOORI FINANCIAL GROUP INC SPONS ADR			2020-09-01
193.2388 ACS ACTIVIDADES DE CONS UNSPONS ADR		2018-03-13	2020-10-02
51.7612 ACS ACTIVIDADES DE CONS UNSPONS ADR		2019-10-10	2020-10-02
393. AT&T INC			2020-10-02
16. AGILENT TECHNOLOGIES INC		2018-09-28	2020-10-02
55. ALLIANZ SE UNSPONS ADR		2018-07-02	2020-10-02
76. ANALOG DEVICES INC			2020-10-02
11. APPLE INC		2019-03-06	2020-10-02

Form 990PF Part IV - Capital Gains and Losses for Tax on Investment Income - Columns e - h

(e) Gross sales price	(f) Depreciation allowed (or allowable)	(g) Cost or other basis plus expense of sale	(h) Gain or (loss) (e) plus (f) minus (g)
348		381	-33
290		338	-48
110		220	-110
1,053		1,252	-199
282		367	-85
11,267		12,266	-999
1,600		1,129	471
1,048		1,124	-76
8,664		7,065	1,599
1,243		480	763

Form 990PF Part IV - Capital Gains and Losses for Tax on Investment Income - Columns i - l

Complete only for assets showing gain in column (h) and owned by the foundation on 12/31/69			(l) Gains (Col. (h) gain minus col. (k), but not less than -0-) or Losses (from col.(h))
(i) F.M.V. as of 12/31/69	Adjusted basis (j) as of 12/31/69	Excess of col. (i) (k) over col. (j), if any	
			-33
			-48
			-110
			-199
			-85
			-999
			471
			-76
			1,599
			763

Form 990PF Part IV - Capital Gains and Losses for Tax on Investment Income - Columns a - d

List and describe the kind(s) of property sold (e.g., real estate, (a) 2-story brick warehouse; or common stock, 200 shs. MLC Co.)	(b) How acquired P—Purchase D—Donation	(c) Date acquired (mo., day, yr.)	(d) Date sold (mo., day, yr.)
17. APPLIED MATERIALS INC		2018-10-29	2020-10-02
36. ASSA ABLOY UNSPONS ADR		2019-02-12	2020-10-02
22. AUSTRALIA & NEW ZEALAND SPONS ADR		2020-07-06	2020-10-02
25. AUTOMATIC DATA PROCESSING INC		2020-04-27	2020-10-02
230. BANK OF AMERICA CORP			2020-10-02
27. BAYER AG SPONS ADR		2019-06-11	2020-10-02
70. BOSTON PROPERTIES INC REIT		2020-03-27	2020-10-02
9. CARLSBERG A/S SPONS ADR		2018-10-30	2020-10-02
11. CARRIER GLOBAL CORP		2020-03-27	2020-10-02
23. CHINA LIFE INSURANCE CO SPONS ADR		2018-10-30	2020-10-02

Form 990PF Part IV - Capital Gains and Losses for Tax on Investment Income - Columns e - h

(e) Gross sales price	(f) Depreciation allowed (or allowable)	(g) Cost or other basis plus expense of sale	(h) Gain or (loss) (e) plus (f) minus (g)
989		529	460
427		356	71
273		294	-21
3,466		3,529	-63
5,566		6,738	-1,172
357		413	-56
5,968		6,498	-530
247		198	49
343		191	152
262		228	34

Form 990PF Part IV - Capital Gains and Losses for Tax on Investment Income - Columns i - l

Complete only for assets showing gain in column (h) and owned by the foundation on 12/31/69			(l) Gains (Col. (h) gain minus col. (k), but not less than -0-) or Losses (from col.(h))
(i) F.M.V. as of 12/31/69	(j) Adjusted basis as of 12/31/69	(k) Excess of col. (i) over col. (j), if any	
			460
			71
			-21
			-63
			-1,172
			-56
			-530
			49
			152
			34

Form 990PF Part IV - Capital Gains and Losses for Tax on Investment Income - Columns a - d

List and describe the kind(s) of property sold (e.g., real estate, (a) 2-story brick warehouse; or common stock, 200 shs. MLC Co.)	(b) How acquired P—Purchase D—Donation	(c) Date acquired (mo., day, yr.)	(d) Date sold (mo., day, yr.)
12. CHINA OVERSEAS LD & INVT UNSPONS ADR		2020-03-24	2020-10-02
10. CHINA OVERSEAS LD & INVT UNSPONS ADR		2019-08-19	2020-10-02
15. CHINA MOBILE LTD SPONS ADR		2020-09-01	2020-10-02
259. CITIGROUP INC			2020-10-02
39. CITIGROUP INC		2020-04-27	2020-10-02
72. CREDIT SUISSE GROUP-SPONS ADR		2020-04-27	2020-10-02
19. DANONE SPONS ADR		2018-07-02	2020-10-02
109. DUPONT DE NEMOURS INC		2020-03-27	2020-10-02
77. ENI SPA SPONS ADR			2020-10-02
78. ENEL AMERICAS SA SPONS ADR		2020-09-01	2020-10-02

Form 990PF Part IV - Capital Gains and Losses for Tax on Investment Income - Columns e - h

(e) Gross sales price	(f) Depreciation allowed (or allowable)	(g) Cost or other basis plus expense of sale	(h) Gain or (loss) (e) plus (f) minus (g)
152		183	-31
127		164	-37
485		521	-36
11,305		13,816	-2,511
1,702		1,785	-83
724		595	129
244		281	-37
5,969		3,707	2,262
1,173		1,395	-222
503		562	-59

Form 990PF Part IV - Capital Gains and Losses for Tax on Investment Income - Columns i - l

Complete only for assets showing gain in column (h) and owned by the foundation on 12/31/69			(l) Gains (Col. (h) gain minus col. (k), but not less than -0-) or Losses (from col.(h))
(i) F.M.V. as of 12/31/69	(j) Adjusted basis as of 12/31/69	(k) Excess of col. (i) over col. (j), if any	
			-31
			-37
			-36
			-2,511
			-83
			129
			-37
			2,262
			-222
			-59

Form 990PF Part IV - Capital Gains and Losses for Tax on Investment Income - Columns a - d

List and describe the kind(s) of property sold (e.g., real estate, (a) 2-story brick warehouse; or common stock, 200 shs. MLC Co.)	(b) How acquired P—Purchase D—Donation	(c) Date acquired (mo., day, yr.)	(d) Date sold (mo., day, yr.)
74. ENTERGY CORP		2018-03-08	2020-10-02
20. EQUINOR ASA SPONS ADR		2020-09-01	2020-10-02
86. EXELON CORP		2018-01-03	2020-10-02
327. EXXON MOBIL CORP		2020-03-27	2020-10-02
6. FMC CORP		2019-05-03	2020-10-02
9. FIRST REPUBLIC BANK		2019-10-10	2020-10-02
42. ARTHUR J GALLAGHER & CO		2018-01-03	2020-10-02
114. GALP ENERGIA SGPS SA UNSPONS ADR			2020-10-02
648. GENERAL ELECTRIC CORP		2018-12-31	2020-10-02
110. HOST HOTELS & RESORTS, INC REIT		2020-04-27	2020-10-02

Form 990PF Part IV - Capital Gains and Losses for Tax on Investment Income - Columns e - h

(e) Gross sales price	(f) Depreciation allowed (or allowable)	(g) Cost or other basis plus expense of sale	(h) Gain or (loss) (e) plus (f) minus (g)
7,669		5,467	2,202
278		321	-43
3,090		3,360	-270
10,781		12,098	-1,317
622		465	157
1,016		848	168
4,460		2,631	1,829
515		591	-76
4,134		4,866	-732
1,241		1,282	-41

Form 990PF Part IV - Capital Gains and Losses for Tax on Investment Income - Columns i - l

Complete only for assets showing gain in column (h) and owned by the foundation on 12/31/69			(l) Gains (Col. (h) gain minus col. (k), but not less than -0-) or Losses (from col.(h))
(i) F.M.V. as of 12/31/69	(j) Adjusted basis as of 12/31/69	(k) Excess of col. (i) over col. (j), if any	
			2,202
			-43
			-270
			-1,317
			157
			168
			1,829
			-76
			-732
			-41

Form 990PF Part IV - Capital Gains and Losses for Tax on Investment Income - Columns a - d

List and describe the kind(s) of property sold (e.g., real estate, (a) 2-story brick warehouse; or common stock, 200 shs. MLC Co.)	(b) How acquired P—Purchase D—Donation	(c) Date acquired (mo., day, yr.)	(d) Date sold (mo., day, yr.)
29. HOYA CORPORATION SPONS ADR		2018-01-03	2020-10-02
112. INDUST & COML BANK CHINA UNSPONS ADR		2019-08-19	2020-10-02
34. JBS SA SPONS ADR		2020-04-27	2020-10-02
52. JP MORGAN CHASE & CO		2018-01-03	2020-10-02
20. KAO CORP UNSPONS ADR		2018-01-03	2020-10-02
95. KDDI CORP UNSPONS ADR			2020-10-02
146. KINDER MORGAN INC		2020-03-27	2020-10-02
333. KINDER MORGAN INC		2018-03-08	2020-10-02
21. KIRIN HOLDINGS COMPANY SPONS ADR		2020-02-20	2020-10-02
79. MS&AD INS GROUP HOLDINGS UNSPONS ADR		2019-01-08	2020-10-02

Form 990PF Part IV - Capital Gains and Losses for Tax on Investment Income - Columns e - h

(e) Gross sales price	(f) Depreciation allowed (or allowable)	(g) Cost or other basis plus expense of sale	(h) Gain or (loss) (e) plus (f) minus (g)
3,280		1,480	1,800
1,168		1,410	-242
245		271	-26
5,090		5,620	-530
296		275	21
1,203		1,356	-153
1,796		1,967	-171
4,096		4,805	-709
384		427	-43
1,052		1,162	-110

Form 990PF Part IV - Capital Gains and Losses for Tax on Investment Income - Columns i - l

Complete only for assets showing gain in column (h) and owned by the foundation on 12/31/69			(l) Gains (Col. (h) gain minus col. (k), but not less than -0-) or Losses (from col.(h))
(i) F.M.V. as of 12/31/69	(j) Adjusted basis as of 12/31/69	(k) Excess of col. (i) over col. (j), if any	
			1,800
			-242
			-26
			-530
			21
			-153
			-171
			-709
			-43
			-110

Form 990PF Part IV - Capital Gains and Losses for Tax on Investment Income - Columns a - d

List and describe the kind(s) of property sold (e.g., real estate, (a) 2-story brick warehouse; or common stock, 200 shs. MLC Co.)	(b) How acquired P—Purchase D—Donation	(c) Date acquired (mo., day, yr.)	(d) Date sold (mo., day, yr.)
670. MACY'S INC		2020-04-27	2020-10-02
5. MASCO CORP		2018-10-29	2020-10-02
100. MAZDA MTR CORP UNSPONS ADR		2020-09-01	2020-10-02
13. MERCK & CO INC			2020-10-02
196. MIZUHO FINANCIAL GROUP INC SPONS ADR		2020-07-06	2020-10-02
36. MOMO INC SPONS ADR		2020-09-01	2020-10-02
29. MONDELEZ INTERNATIONAL INC		2018-01-03	2020-10-02
21. NASPERS LTD-N SHS SPONS ADR			2020-10-02
23. NIPPON TELEGRAPH & TELEPHN SPONS ADR			2020-10-02
15. NIPPON TELEGRAPH & TELEPHN SPONS ADR		2018-12-04	2020-10-02

Form 990PF Part IV - Capital Gains and Losses for Tax on Investment Income - Columns e - h

(e) Gross sales price	(f) Depreciation allowed (or allowable)	(g) Cost or other basis plus expense of sale	(h) Gain or (loss) (e) plus (f) minus (g)
4,020		3,632	388
276		137	139
279		316	-37
1,050		733	317
492		490	2
534		735	-201
1,649		1,235	414
757		597	160
481		546	-65
314		299	15

Form 990PF Part IV - Capital Gains and Losses for Tax on Investment Income - Columns i - l

Complete only for assets showing gain in column (h) and owned by the foundation on 12/31/69			(l) Gains (Col. (h) gain minus col. (k), but not less than -0-) or Losses (from col.(h))
(i) F.M.V. as of 12/31/69	(j) Adjusted basis as of 12/31/69	(k) Excess of col. (i) over col. (j), if any	
			388
			139
			-37
			317
			2
			-201
			414
			160
			-65
			15

Form 990PF Part IV - Capital Gains and Losses for Tax on Investment Income - Columns a - d

List and describe the kind(s) of property sold (e.g., real estate, (a) 2-story brick warehouse; or common stock, 200 shs. MLC Co.)	(b) How acquired P—Purchase D—Donation	(c) Date acquired (mo., day, yr.)	(d) Date sold (mo., day, yr.)
17. NOKIAN RENKAAT OYJ UNSPONS ADR		2020-03-24	2020-10-02
5. NORTHROP GRUMMAN CORPORATION		2018-11-29	2020-10-02
532. OCCIDENTAL PETE CORP		2020-03-27	2020-10-02
5. OTIS WORLDWIDE CORP		2020-03-27	2020-10-02
5. LUKOIL PJSC SPONS ADR		2018-01-03	2020-10-02
43. PETROCHINA CO LTD SPONS ADR		2020-03-24	2020-10-02
4. PROCTER & GAMBLE CO		2018-04-09	2020-10-02
74. PRUDENTIAL PLC SPONS ADR		2020-04-27	2020-10-02
152. RAYTHEON TECHNOLOGIES CORP			2020-10-02
11. RAYTHEON TECHNOLOGIES CORP		2020-03-27	2020-10-02

Form 990PF Part IV - Capital Gains and Losses for Tax on Investment Income - Columns e - h

(e) Gross sales price	(f) Depreciation allowed (or allowable)	(g) Cost or other basis plus expense of sale	(h) Gain or (loss) (e) plus (f) minus (g)
254		163	91
1,570		1,303	267
5,245		6,382	-1,137
316		259	57
279		298	-19
1,253		1,386	-133
552		313	239
2,163		1,899	264
9,018		9,924	-906
653		633	20

Form 990PF Part IV - Capital Gains and Losses for Tax on Investment Income - Columns i - l

Complete only for assets showing gain in column (h) and owned by the foundation on 12/31/69			(l) Gains (Col. (h) gain minus col. (k), but not less than -0-) or Losses (from col.(h))
(i) F.M.V. as of 12/31/69	(j) Adjusted basis as of 12/31/69	(k) Excess of col. (i) over col. (j), if any	
			91
			267
			-1,137
			57
			-19
			-133
			239
			264
			-906
			20

Form 990PF Part IV - Capital Gains and Losses for Tax on Investment Income - Columns a - d			
List and describe the kind(s) of property sold (e.g., real estate, (a) 2-story brick warehouse; or common stock, 200 shs. MLC Co.)	(b) How acquired P—Purchase D—Donation	(c) Date acquired (mo., day, yr.)	(d) Date sold (mo., day, yr.)
262. REPSOL SA SPONS-ADR		2020-03-24	2020-10-02
4. ROPER TECHNOLOGIES INC			2020-10-02
83. ROYAL DUTCH SHELL PLC SPONS ADR		2020-03-24	2020-10-02
40. ROYAL DUTCH SHELL PLC SPONS ADR		2020-03-24	2020-10-02
15. SANDS CHINA LTD UNSPONS ADR		2018-10-30	2020-10-02
2. SANDS CHINA LTD UNSPONS ADR		2020-06-01	2020-10-02
43. SEALED AIR CORP NEW		2018-10-29	2020-10-02
28. SINGAPORE TELECOM SPONS ADR		2020-04-27	2020-10-02
36. SUN HUNG KAI PROP LTD SPONS ADR		2018-10-30	2020-10-02
5. SUNTORY BVRGE & FOOD LTD UNSPONS ADR		2020-02-20	2020-10-02

Form 990PF Part IV - Capital Gains and Losses for Tax on Investment Income - Columns e - h

(e) Gross sales price	(f) Depreciation allowed (or allowable)	(g) Cost or other basis plus expense of sale	(h) Gain or (loss) (e) plus (f) minus (g)
1,715		1,955	-240
1,583		1,391	192
1,962		2,495	-533
984		1,270	-286
583		575	8
78		80	-2
1,735		1,347	388
446		550	-104
469		470	-1
93		106	-13

Form 990PF Part IV - Capital Gains and Losses for Tax on Investment Income - Columns i - l

Complete only for assets showing gain in column (h) and owned by the foundation on 12/31/69			(l) Gains (Col. (h) gain minus col. (k), but not less than -0-) or Losses (from col.(h))
(i) F.M.V. as of 12/31/69	(j) Adjusted basis as of 12/31/69	(k) Excess of col. (i) over col. (j), if any	
			-240
			192
			-533
			-286
			8
			-2
			388
			-104
			-1
			-13

Form 990PF Part IV - Capital Gains and Losses for Tax on Investment Income - Columns a - d

List and describe the kind(s) of property sold (e.g., real estate, (a) 2-story brick warehouse; or common stock, 200 shs. MLC Co.)	(b) How acquired P—Purchase D—Donation	(c) Date acquired (mo., day, yr.)	(d) Date sold (mo., day, yr.)
32. SUNTORY BVRGE & FOOD LTD UNSPONS ADR		2018-12-04	2020-10-02
108. SVENSKA HANDELSBANKEN AB UNSPONS ADR		2019-08-19	2020-10-02
100. SWISS RE LTD SPONS ADR			2020-10-02
5. SWISSCOM SPONS ADR		2018-05-22	2020-10-02
4. TAIWAN SEMICONDUCTOR SPONS ADR		2018-01-03	2020-10-02
38. TENCENT MUSIC ENTERTAIN SPONS ADR		2020-09-01	2020-10-02
46. TEXTRON INC		2020-03-27	2020-10-02
3. 3M CO		2019-07-23	2020-10-02
12. TOTALENERGIES SE			2020-10-02
64. UNITED MICROELECTRONICS SPONS ADR		2018-01-03	2020-10-02

Form 990PF Part IV - Capital Gains and Losses for Tax on Investment Income - Columns e - h

(e) Gross sales price	(f) Depreciation allowed (or allowable)	(g) Cost or other basis plus expense of sale	(h) Gain or (loss) (e) plus (f) minus (g)
595		670	-75
447		474	-27
1,878		2,006	-128
269		228	41
323		167	156
556		606	-50
1,643		1,242	401
481		533	-52
400		473	-73
307		158	149

Form 990PF Part IV - Capital Gains and Losses for Tax on Investment Income - Columns i - l

Complete only for assets showing gain in column (h) and owned by the foundation on 12/31/69			(l) Gains (Col. (h) gain minus col. (k), but not less than -0-) or Losses (from col.(h))
(i) F.M.V. as of 12/31/69	(j) Adjusted basis as of 12/31/69	(k) Excess of col. (i) over col. (j), if any	
			-75
			-27
			-128
			41
			156
			-50
			401
			-52
			-73
			149

Form 990PF Part IV - Capital Gains and Losses for Tax on Investment Income - Columns a - d			
List and describe the kind(s) of property sold (e.g., real estate, (a) 2-story brick warehouse; or common stock, 200 shs. MLC Co.)	(b) How acquired P—Purchase D—Donation	(c) Date acquired (mo., day, yr.)	(d) Date sold (mo., day, yr.)
78. VEOLIA ENVIRONNEMENT SPONS ADR		2018-09-28	2020-10-02
37. VODAFONE GROUP PLC SPONS ADR			2020-10-02
63. WALGREENS BOOTS ALLIANCE INC		2020-03-27	2020-10-02
25. ZTO EXPRESS CAYMAN INC SPONS ADR			2020-10-02
12. ALLEGION PLC		2018-02-05	2020-10-02
2. ACCENTURE PLC CL A		2019-03-06	2020-10-02
394. TECHNIPFMC LTD		2020-03-27	2020-10-02
20. NXP SEMICONDUCTORS		2019-01-08	2020-10-02
12. AT&T INC		2018-11-29	2020-10-09
8. AGILENT TECHNOLOGIES INC		2018-04-09	2020-10-09

Form 990PF Part IV - Capital Gains and Losses for Tax on Investment Income - Columns e - h

(e) Gross sales price	(f) Depreciation allowed (or allowable)	(g) Cost or other basis plus expense of sale	(h) Gain or (loss) (e) plus (f) minus (g)
1,702		1,557	145
498		617	-119
2,253		2,838	-585
727		891	-164
1,186		949	237
445		325	120
2,510		2,875	-365
2,548		1,520	1,028
340		367	-27
846		522	324

Form 990PF Part IV - Capital Gains and Losses for Tax on Investment Income - Columns i - l

Complete only for assets showing gain in column (h) and owned by the foundation on 12/31/69			(l) Gains (Col. (h) gain minus col. (k), but not less than -0-) or Losses (from col.(h))
(i) F.M.V. as of 12/31/69	(j) Adjusted basis as of 12/31/69	(k) Excess of col. (i) over col. (j), if any	
			145
			-119
			-585
			-164
			237
			120
			-365
			1,028
			-27
			324

Form 990PF Part IV - Capital Gains and Losses for Tax on Investment Income - Columns a - d

List and describe the kind(s) of property sold (e.g., real estate, (a) 2-story brick warehouse; or common stock, 200 shs. MLC Co.)	(b) How acquired P—Purchase D—Donation	(c) Date acquired (mo., day, yr.)	(d) Date sold (mo., day, yr.)
13. APPLE INC			2020-10-09
5. APPLIED MATERIALS INC		2018-10-29	2020-10-09
19. AVALONBAY COMMUNITIES INC REIT		2018-03-08	2020-10-09
1. BANK OF AMERICA CORP		2019-03-06	2020-10-09
1. BLACKROCK INC		2020-03-27	2020-10-09
5. COMCAST CORP-CL A		2018-10-29	2020-10-09
8. CONSTELLATION BRANDS INC		2018-12-31	2020-10-09
1. CUMMINS INC		2018-07-16	2020-10-09
3. DEERE & CO		2018-08-16	2020-10-09
2. FMC CORP		2019-05-03	2020-10-09

Form 990PF Part IV - Capital Gains and Losses for Tax on Investment Income - Columns e - h

(e) Gross sales price	(f) Depreciation allowed (or allowable)	(g) Cost or other basis plus expense of sale	(h) Gain or (loss) (e) plus (f) minus (g)
1,520		565	955
316		156	160
3,008		3,031	-23
25		29	-4
612		437	175
224		180	44
1,493		1,289	204
223		135	88
704		412	292
216		155	61

Form 990PF Part IV - Capital Gains and Losses for Tax on Investment Income - Columns i - l

Complete only for assets showing gain in column (h) and owned by the foundation on 12/31/69			(l) Gains (Col. (h) gain minus col. (k), but not less than -0-) or Losses (from col.(h))
(i) F.M.V. as of 12/31/69	(j) Adjusted basis as of 12/31/69	(k) Excess of col. (i) over col. (j), if any	
			955
			160
			-23
			-4
			175
			44
			204
			88
			292
			61

Form 990PF Part IV - Capital Gains and Losses for Tax on Investment Income - Columns a - d

List and describe the kind(s) of property sold (e.g., real estate, (a) 2-story brick warehouse; or common stock, 200 shs. MLC Co.)	(b) How acquired P—Purchase D—Donation	(c) Date acquired (mo., day, yr.)	(d) Date sold (mo., day, yr.)
2. FIRST REPUBLIC BANK		2019-10-10	2020-10-09
18. GENERAL MLS INC		2020-10-02	2020-10-09
4. INTEL CORP		2018-10-29	2020-10-09
2. JP MORGAN CHASE & CO		2018-01-03	2020-10-09
49. MASCO CORP		2018-10-29	2020-10-09
38. MERCK & CO INC		2018-01-03	2020-10-09
71. NEWMONT CORP		2020-10-02	2020-10-09
2. NIKE INC-CLASS B		2018-04-09	2020-10-09
4. T ROWE PRICE GROUP INC		2018-12-31	2020-10-09
3. PROCTER & GAMBLE CO		2018-04-09	2020-10-09

Form 990PF Part IV - Capital Gains and Losses for Tax on Investment Income - Columns e - h

(e) Gross sales price	(f) Depreciation allowed (or allowable)	(g) Cost or other basis plus expense of sale	(h) Gain or (loss) (e) plus (f) minus (g)
247		188	59
1,113		1,126	-13
211		182	29
202		216	-14
2,815		1,346	1,469
3,053		2,134	919
4,459		4,423	36
262		134	128
569		369	200
429		235	194

Form 990PF Part IV - Capital Gains and Losses for Tax on Investment Income - Columns i - l

Complete only for assets showing gain in column (h) and owned by the foundation on 12/31/69			(l) Gains (Col. (h) gain minus col. (k), but not less than -0-) or Losses (from col.(h))
(i) F.M.V. as of 12/31/69	(j) Adjusted basis as of 12/31/69	(k) Excess of col. (i) over col. (j), if any	
			59
			-13
			29
			-14
			1,469
			919
			36
			128
			200
			194

Form 990PF Part IV - Capital Gains and Losses for Tax on Investment Income - Columns a - d

List and describe the kind(s) of property sold (e.g., real estate, (a) 2-story brick warehouse; or common stock, 200 shs. MLC Co.)	(b) How acquired P—Purchase D—Donation	(c) Date acquired (mo., day, yr.)	(d) Date sold (mo., day, yr.)
12. PUBLIC SERVICE ENTERPRISE GROUP INC		2020-10-02	2020-10-09
5. SBA COMMUNICATIONS CORP CL A REIT		2020-10-02	2020-10-09
47. SCHLUMBERGER LTD		2020-10-02	2020-10-09
6. STARBUCKS CORP		2018-01-03	2020-10-09
67. TWITTER INC		2020-10-02	2020-10-09
5. VISA INC CL A		2018-10-29	2020-10-09
45. WELLTOWER INC REIT		2020-10-02	2020-10-09
1. ACCENTURE PLC CL A		2019-03-06	2020-10-09
.8752 MORGAN STANLEY		2020-04-27	2020-10-27
.1367 CHEVRON CORP		2020-10-02	2020-10-29

Form 990PF Part IV - Capital Gains and Losses for Tax on Investment Income - Columns e - h

(e) Gross sales price	(f) Depreciation allowed (or allowable)	(g) Cost or other basis plus expense of sale	(h) Gain or (loss) (e) plus (f) minus (g)
691		672	19
1,573		1,591	-18
762		732	30
540		352	188
3,075		3,091	-16
1,033		672	361
2,533		2,608	-75
229		162	67
43		34	9
9		10	-1

Form 990PF Part IV - Capital Gains and Losses for Tax on Investment Income - Columns i - l

Complete only for assets showing gain in column (h) and owned by the foundation on 12/31/69			(l) Gains (Col. (h) gain minus col. (k), but not less than -0-) or Losses (from col.(h))
(i) F.M.V. as of 12/31/69	(j) Adjusted basis as of 12/31/69	(k) Excess of col. (i) over col. (j), if any	
			19
			-18
			30
			188
			-16
			361
			-75
			67
			9
			-1

Form 990PF Part IV - Capital Gains and Losses for Tax on Investment Income - Columns a - d

List and describe the kind(s) of property sold (e.g., real estate, (a) 2-story brick warehouse; or common stock, 200 shs. MLC Co.)	(b) How acquired P—Purchase D—Donation	(c) Date acquired (mo., day, yr.)	(d) Date sold (mo., day, yr.)
76. CHINA UNICOM HONG KONG LTD SPONS ADR		2020-10-02	2020-11-25
73. DANONE SPONS ADR		2020-09-01	2020-11-25
5. GALAPAGOS NV SPONS ADR		2020-10-02	2020-11-25
3. HOYA CORPORATION SPONS ADR		2018-01-03	2020-11-25
6. KB FINANCIAL GROUP INC SPONS ADR			2020-11-25
38. LEGRAND SA UNSPONS ADR		2020-07-30	2020-11-25
55. SHINHAN FINANCIAL GROUP SPONS ADR			2020-11-25
6. SINGAPORE EXCHANGE LTD UNSPONS ADR		2019-11-12	2020-11-25
9. TAIWAN SEMICONDUCTOR SPONS ADR		2018-01-03	2020-11-25
29. TAKEDA PHARMACEUTICAL SPONS ADR		2019-10-10	2020-11-25

Form 990PF Part IV - Capital Gains and Losses for Tax on Investment Income - Columns e - h

(e) Gross sales price	(f) Depreciation allowed (or allowable)	(g) Cost or other basis plus expense of sale	(h) Gain or (loss) (e) plus (f) minus (g)
473		502	-29
903		946	-43
604		710	-106
391		153	238
260		326	-66
640		633	7
1,718		2,581	-863
616		590	26
877		375	502
514		496	18

Form 990PF Part IV - Capital Gains and Losses for Tax on Investment Income - Columns i - l

Complete only for assets showing gain in column (h) and owned by the foundation on 12/31/69			(l) Gains (Col. (h) gain minus col. (k), but not less than -0-) or Losses (from col.(h))
(i) F.M.V. as of 12/31/69	(j) Adjusted basis as of 12/31/69	(k) Excess of col. (i) over col. (j), if any	
			-29
			-43
			-106
			238
			-66
			7
			-863
			26
			502
			18

Form 990PF Part IV - Capital Gains and Losses for Tax on Investment Income - Columns a - d

List and describe the kind(s) of property sold (e.g., real estate, (a) 2-story brick warehouse; or common stock, 200 shs. MLC Co.)	(b) How acquired P—Purchase D—Donation	(c) Date acquired (mo., day, yr.)	(d) Date sold (mo., day, yr.)
115. UNITED MICROELECTRONICS SPONS ADR		2018-01-03	2020-11-25
7. WOORI FINANCIAL GROUP INC SPONS ADR			2020-11-25
2. WOORI FINANCIAL GROUP INC SPONS ADR		2020-02-20	2020-11-25
7402.64 ABBEY CAP FUTURES STRAT-I		2020-04-22	2020-11-27
128. NTT DOCOMO INC SPONS ADR			2020-11-30
26. APPLIED MATERIALS INC		2018-10-29	2020-12-11
8. DEXCOM		2020-10-02	2020-12-11
2. FIRST REPUBLIC BANK		2019-10-10	2020-12-11
35. INGENICO GROUP UNSPONS ADR		2019-02-12	2020-12-14
111.00512 AT&T INC			2020-12-18

Form 990PF Part IV - Capital Gains and Losses for Tax on Investment Income - Columns e - h

(e) Gross sales price	(f) Depreciation allowed (or allowable)	(g) Cost or other basis plus expense of sale	(h) Gain or (loss) (e) plus (f) minus (g)
777		284	493
193		280	-87
55		49	6
84,834		85,426	-592
4,763		3,535	1,228
2,295		809	1,486
2,782		3,076	-294
259		188	71
1,027		376	651
3,262		3,353	-91

Form 990PF Part IV - Capital Gains and Losses for Tax on Investment Income - Columns i - l

Complete only for assets showing gain in column (h) and owned by the foundation on 12/31/69			(l) Gains (Col. (h) gain minus col. (k), but not less than -0-) or Losses (from col.(h))
(i) F.M.V. as of 12/31/69	(j) Adjusted basis as of 12/31/69	(k) Excess of col. (i) over col. (j), if any	
			493
			-87
			6
			-592
			1,228
			1,486
			-294
			71
			651
			-91

Form 990PF Part IV - Capital Gains and Losses for Tax on Investment Income - Columns a - d			
List and describe the kind(s) of property sold (e.g., real estate, (a) 2-story brick warehouse; or common stock, 200 shs. MLC Co.)	(b) How acquired P—Purchase D—Donation	(c) Date acquired (mo., day, yr.)	(d) Date sold (mo., day, yr.)
90.99488 AT&T INC		2019-01-31	2020-12-18
19. AKAMAI TECHNOLOGIES INC		2020-01-21	2020-12-18
11. ALLSTATE CORP		2020-03-27	2020-12-18
54. ALLSTATE CORP		2018-12-31	2020-12-18
2. ALPHABET INC CL A		2018-05-10	2020-12-18
6. AUTOMATIC DATA PROCESSING INC		2020-12-11	2020-12-18
40. BANK OF NEW YORK MELLON CORP		2020-10-02	2020-12-18
53. CITIGROUP INC		2020-12-11	2020-12-18
102. CONSOLIDATED EDISON INC		2018-09-28	2020-12-18
4. FEDEX CORPORATION		2020-12-11	2020-12-18

Form 990PF Part IV - Capital Gains and Losses for Tax on Investment Income - Columns e - h

(e) Gross sales price	(f) Depreciation allowed (or allowable)	(g) Cost or other basis plus expense of sale	(h) Gain or (loss) (e) plus (f) minus (g)
2,674		2,736	-62
2,034		1,804	230
1,181		999	182
5,799		4,454	1,345
3,452		2,211	1,241
1,075		1,041	34
1,631		1,390	241
3,130		3,124	6
7,256		7,772	-516
1,102		1,158	-56

Form 990PF Part IV - Capital Gains and Losses for Tax on Investment Income - Columns i - l

Complete only for assets showing gain in column (h) and owned by the foundation on 12/31/69			(l) Gains (Col. (h) gain minus col. (k), but not less than -0-) or Losses (from col.(h))
(i) F.M.V. as of 12/31/69	(j) Adjusted basis as of 12/31/69	(k) Excess of col. (i) over col. (j), if any	
			-62
			230
			182
			1,345
			1,241
			34
			241
			6
			-516
			-56

Form 990PF Part IV - Capital Gains and Losses for Tax on Investment Income - Columns a - d

List and describe the kind(s) of property sold (e.g., real estate, (a) 2-story brick warehouse; or common stock, 200 shs. MLC Co.)	(b) How acquired P—Purchase D—Donation	(c) Date acquired (mo., day, yr.)	(d) Date sold (mo., day, yr.)
9. HOME DEPOT INC			2020-12-18
244. INTEL CORP			2020-12-18
46. INTL BUSINESS MACHINES CORP			2020-12-18
140. JP MORGAN CHASE & CO		2018-01-03	2020-12-18
76. KROGER CO		2019-08-26	2020-12-18
2. NVIDIA CORP		2019-01-31	2020-12-18
3. UNITEDHEALTH GROUP INC		2018-09-28	2020-12-18
45. WALGREENS BOOTS ALLIANCE INC		2020-12-11	2020-12-18
3. ACCENTURE PLC CL A		2019-10-10	2020-12-18
117. SEMICONDUCTOR MANU INTL SPONS ADR		2019-01-08	2020-12-31

Form 990PF Part IV - Capital Gains and Losses for Tax on Investment Income - Columns e - h

(e) Gross sales price	(f) Depreciation allowed (or allowable)	(g) Cost or other basis plus expense of sale	(h) Gain or (loss) (e) plus (f) minus (g)
2,434		1,858	576
11,578		11,063	515
5,789		5,427	362
16,669		15,130	1,539
2,345		1,819	526
1,062		288	774
1,015		798	217
1,831		1,869	-38
799		552	247
1,641		474	1,167

Form 990PF Part IV - Capital Gains and Losses for Tax on Investment Income - Columns i - l

Complete only for assets showing gain in column (h) and owned by the foundation on 12/31/69			(l) Gains (Col. (h) gain minus col. (k), but not less than -0-) or Losses (from col.(h))
(i) F.M.V. as of 12/31/69	(j) Adjusted basis as of 12/31/69	(k) Excess of col. (i) over col. (j), if any	
			576
			515
			362
			1,539
			526
			774
			217
			-38
			247
			1,167

[illegible][illegible][illegible]

List and describe the kind(s) of property sold (e.g., real estate, (a) 2-story brick warehouse; or common stock, 200 shs. MLC Co.)	(b) How acquired P—Purchase D—Donation	(c) Date acquired (mo., day, yr.)	(d) Date sold (mo., day, yr.)
CAPITAL GAIN DIVIDENDS	P		
CAPITAL GAIN DIVIDENDS	P		
CAPITAL GAIN DIVIDENDS	P		
CAPITAL GAIN DIVIDENDS	P		
CAPITAL GAIN DIVIDENDS	P		
CAPITAL GAIN DIVIDENDS	P		
CAPITAL GAIN DIVIDENDS	P		
CAPITAL GAIN DIVIDENDS	P		
CAPITAL GAIN DIVIDENDS	P		
CAPITAL GAIN DIVIDENDS	P		
CAPITAL GAIN DIVIDENDS	P		
CAPITAL GAIN DIVIDENDS	P		

[illegible][illegible]

[illegible][illegible][illegible]

List and describe the kind(s) of property sold (e.g., real estate, (a) 2-story brick warehouse; or common stock, 200 shs. MLC Co.)	(b) How acquired P—Purchase D—Donation	(c) Date acquired (mo., day, yr.)	(d) Date sold (mo., day, yr.)
CAPITAL GAIN DIVIDENDS	P		
CAPITAL GAIN DIVIDENDS	P		
CAPITAL GAIN DIVIDENDS	P		
CAPITAL GAIN DIVIDENDS	P		
CAPITAL GAIN DIVIDENDS	P		
CAPITAL GAIN DIVIDENDS	P		
CAPITAL GAIN DIVIDENDS	P		
CAPITAL GAIN DIVIDENDS	P		
CAPITAL GAIN DIVIDENDS	P		
CAPITAL GAIN DIVIDENDS	P		
CAPITAL GAIN DIVIDENDS	P		

[illegible][illegible]

[illegible][illegible][illegible]

Form 990PF Part IV - Capital Gains and Losses for Tax on Investment Income - Columns a - d

[illegible]**Form 990PF Part IV - Capital Gains and Losses for Tax on Investment Income - Columns e - h**[illegible]

Form 990PF Part IV - Capital Gains and Losses for Tax on Investment Income - Columns i - l

[illegible]

Form 990PF Part IV - Capital Gains and Losses for Tax on Investment Income - Columns a - d

[illegible]**Form 990PF Part IV - Capital Gains and Losses for Tax on Investment Income - Columns e - h**[illegible]

Form 990PF Part IV - Capital Gains and Losses for Tax on Investment Income - Columns i - l

[illegible]

Form 990PF Part IV - Capital Gains and Losses for Tax on Investment Income - Columns a - d

[illegible]

Form 990PF Part IV - Capital Gains and Losses for Tax on Investment Income - Columns e - h

[illegible]

Form 990PF Part IV - Capital Gains and Losses for Tax on Investment Income - Columns i - l

[illegible]

[illegible][illegible][illegible]

List and describe the kind(s) of property sold (e.g., real estate, (a) 2-story brick warehouse; or common stock, 200 shs. MLC Co.)	(b) How acquired P—Purchase D—Donation	(c) Date acquired (mo., day, yr.)	(d) Date sold (mo., day, yr.)
CAPITAL GAIN DIVIDENDS	P		
CAPITAL GAIN DIVIDENDS	P		
CAPITAL GAIN DIVIDENDS	P		
CAPITAL GAIN DIVIDENDS	P		
CAPITAL GAIN DIVIDENDS	P		
CAPITAL GAIN DIVIDENDS	P		
CAPITAL GAIN DIVIDENDS	P		
CAPITAL GAIN DIVIDENDS	P		
CAPITAL GAIN DIVIDENDS	P		
CAPITAL GAIN DIVIDENDS	P		
CAPITAL GAIN DIVIDENDS	P		

[illegible][illegible]

Form 990PF Part IV - Capital Gains and Losses for Tax on Investment Income - Columns a - d

[illegible]

Form 990PF Part IV - Capital Gains and Losses for Tax on Investment Income - Columns e - h

[illegible]

Form 990PF Part IV - Capital Gains and Losses for Tax on Investment Income - Columns i - l

[illegible]

[illegible][illegible][illegible]

Form 990PF Part IV - Capital Gains and Losses for Tax on Investment Income - Columns a - d

[illegible]

Form 990PF Part IV - Capital Gains and Losses for Tax on Investment Income - Columns e - h

[illegible]

Form 990PF Part IV - Capital Gains and Losses for Tax on Investment Income - Columns i - l

[illegible]

[illegible][illegible][illegible]

List and describe the kind(s) of property sold (e.g., real estate, (a) 2-story brick warehouse; or common stock, 200 shs. MLC Co.)	(b) How acquired P—Purchase D—Donation	(c) Date acquired (mo., day, yr.)	(d) Date sold (mo., day, yr.)
CAPITAL GAIN DIVIDENDS	P		
CAPITAL GAIN DIVIDENDS	P		
CAPITAL GAIN DIVIDENDS	P		
CAPITAL GAIN DIVIDENDS	P		
CAPITAL GAIN DIVIDENDS	P		
CAPITAL GAIN DIVIDENDS	P		
CAPITAL GAIN DIVIDENDS	P		
CAPITAL GAIN DIVIDENDS	P		
CAPITAL GAIN DIVIDENDS	P		
CAPITAL GAIN DIVIDENDS	P		

[illegible][illegible]

Form 990PF Part IV - Capital Gains and Losses for Tax on Investment Income - Columns a - d

[illegible]

Form 990PF Part IV - Capital Gains and Losses for Tax on Investment Income - Columns e - h

[illegible]

Form 990PF Part IV - Capital Gains and Losses for Tax on Investment Income - Columns i - l

[illegible]

[illegible][illegible][illegible]

(a) List and describe the kind(s) of property sold (e.g., real estate, 2-story brick warehouse; or common stock, 200 shs. MLC Co.)	(b) How acquired P—Purchase D—Donation	(c) Date acquired (mo., day, yr.)	(d) Date sold (mo., day, yr.)
CAPITAL GAIN DIVIDENDS	P		
CAPITAL GAIN DIVIDENDS	P		
CAPITAL GAIN DIVIDENDS	P		
CAPITAL GAIN DIVIDENDS	P		
CAPITAL GAIN DIVIDENDS	P		
CAPITAL GAIN DIVIDENDS	P		
CAPITAL GAIN DIVIDENDS	P		
CAPITAL GAIN DIVIDENDS	P		
CAPITAL GAIN DIVIDENDS	P		
CAPITAL GAIN DIVIDENDS	P		

[illegible][illegible]

Form 990PF Part IV - Capital Gains and Losses for Tax on Investment Income - Columns a - d

[illegible]**Form 990PF Part IV - Capital Gains and Losses for Tax on Investment Income - Columns e - h**[illegible]**Form 990PF Part IV - Capital Gains and Losses for Tax on Investment Income - Columns i - l**[illegible]

Form 990PF Part IV - Capital Gains and Losses for Tax on Investment Income - Columns a - d

[illegible]

Form 990PF Part IV - Capital Gains and Losses for Tax on Investment Income - Columns e - h

[illegible]

Form 990PF Part IV - Capital Gains and Losses for Tax on Investment Income - Columns i - l

[illegible]

Form 990PF Part IV - Capital Gains and Losses for Tax on Investment Income - Columns a - d

[illegible]**Form 990PF Part IV - Capital Gains and Losses for Tax on Investment Income - Columns e - h**[illegible]

Form 990PF Part IV - Capital Gains and Losses for Tax on Investment Income - Columns i - l

[illegible]

[illegible][illegible][illegible]

Form 990PF Part IV - Capital Gains and Losses for Tax on Investment Income - Columns a - d

[illegible]

Form 990PF Part IV - Capital Gains and Losses for Tax on Investment Income - Columns e - h

[illegible]

Form 990PF Part IV - Capital Gains and Losses for Tax on Investment Income - Columns i - l

[illegible]

Form 990PF Part IV - Capital Gains and Losses for Tax on Investment Income - Columns a - d

[illegible]**Form 990PF Part IV - Capital Gains and Losses for Tax on Investment Income - Columns e - h**[illegible]

Form 990PF Part IV - Capital Gains and Losses for Tax on Investment Income - Columns i - l

[illegible]

Form 990PF Part IV - Capital Gains and Losses for Tax on Investment Income - Columns a - d

[illegible]**Form 990PF Part IV - Capital Gains and Losses for Tax on Investment Income - Columns e - h**[illegible]

Form 990PF Part IV - Capital Gains and Losses for Tax on Investment Income - Columns i - l

[illegible]

[illegible][illegible][illegible]

List and describe the kind(s) of property sold (e.g., real estate, (a) 2-story brick warehouse; or common stock, 200 shs. MLC Co.)	(b) How acquired P—Purchase D—Donation	(c) Date acquired (mo., day, yr.)	(d) Date sold (mo., day, yr.)
CAPITAL GAIN DIVIDENDS	P		
CAPITAL GAIN DIVIDENDS	P		
CAPITAL GAIN DIVIDENDS	P		
CAPITAL GAIN DIVIDENDS	P		
CAPITAL GAIN DIVIDENDS	P		
CAPITAL GAIN DIVIDENDS	P		
CAPITAL GAIN DIVIDENDS	P		
CAPITAL GAIN DIVIDENDS	P		
CAPITAL GAIN DIVIDENDS	P		
CAPITAL GAIN DIVIDENDS	P		

[illegible][illegible]

Form 990PF Part IV - Capital Gains and Losses for Tax on Investment Income - Columns a - d

[illegible]

Form 990PF Part IV - Capital Gains and Losses for Tax on Investment Income - Columns e - h

[illegible]

Form 990PF Part IV - Capital Gains and Losses for Tax on Investment Income - Columns i - l

[illegible]

Form 990PF Part IV - Capital Gains and Losses for Tax on Investment Income - Columns a - d

[illegible]**Form 990PF Part IV - Capital Gains and Losses for Tax on Investment Income - Columns e - h**[illegible]

Form 990PF Part IV - Capital Gains and Losses for Tax on Investment Income - Columns i - l

[illegible]

[illegible][illegible][illegible]

[illegible][illegible][illegible]

Form 990PF Part IV - Capital Gains and Losses for Tax on Investment Income - Columns a - d

[illegible]**Form 990PF Part IV - Capital Gains and Losses for Tax on Investment Income - Columns e - h**[illegible]

Form 990PF Part IV - Capital Gains and Losses for Tax on Investment Income - Columns i - l

[illegible]

[illegible][illegible][illegible]

Form 990PF Part IV - Capital Gains and Losses for Tax on Investment Income - Columns a - d

[illegible]

Form 990PF Part IV - Capital Gains and Losses for Tax on Investment Income - Columns e - h

[illegible]

Form 990PF Part IV - Capital Gains and Losses for Tax on Investment Income - Columns i - l

[illegible]

Form 990PF Part IV - Capital Gains and Losses for Tax on Investment Income - Columns a - d

[illegible]**Form 990PF Part IV - Capital Gains and Losses for Tax on Investment Income - Columns e - h**[illegible]

Form 990PF Part IV - Capital Gains and Losses for Tax on Investment Income - Columns i - l

[illegible]

Form 990PF Part IV - Capital Gains and Losses for Tax on Investment Income - Columns a - d

[illegible]**Form 990PF Part IV - Capital Gains and Losses for Tax on Investment Income - Columns e - h**[illegible]

Form 990PF Part IV - Capital Gains and Losses for Tax on Investment Income - Columns i - l

[illegible]

List and describe the kind(s) of property sold (e.g., real estate, (a) 2-story brick warehouse; or common stock, 200 shs. MLC Co.)	(b) How acquired P—Purchase D—Donation	(c) Date acquired (mo., day, yr.)	(d) Date sold (mo., day, yr.)
CAPITAL GAIN DIVIDENDS	P		
CAPITAL GAIN DIVIDENDS	P		
CAPITAL GAIN DIVIDENDS	P		
CAPITAL GAIN DIVIDENDS	P		
CAPITAL GAIN DIVIDENDS	P		
CAPITAL GAIN DIVIDENDS	P		
CAPITAL GAIN DIVIDENDS	P		
CAPITAL GAIN DIVIDENDS	P		
CAPITAL GAIN DIVIDENDS	P		
CAPITAL GAIN DIVIDENDS	P		
CAPITAL GAIN DIVIDENDS	P		

[illegible][illegible]

[illegible][illegible][illegible]

Form 990PF Part IV - Capital Gains and Losses for Tax on Investment Income - Columns a - d

[illegible]

Form 990PF Part IV - Capital Gains and Losses for Tax on Investment Income - Columns e - h

[illegible]

Form 990PF Part IV - Capital Gains and Losses for Tax on Investment Income - Columns i - l

[illegible]

[illegible][illegible][illegible]

Form 990PF Part IV - Capital Gains and Losses for Tax on Investment Income - Columns a - d

[illegible]**Form 990PF Part IV - Capital Gains and Losses for Tax on Investment Income - Columns e - h**[illegible]

Form 990PF Part IV - Capital Gains and Losses for Tax on Investment Income - Columns i - l

[illegible]

List and describe the kind(s) of property sold (e.g., real estate, (a) 2-story brick warehouse; or common stock, 200 shs. MLC Co.)	(b) How acquired P—Purchase D—Donation	(c) Date acquired (mo., day, yr.)	(d) Date sold (mo., day, yr.)
CAPITAL GAIN DIVIDENDS	P		
CAPITAL GAIN DIVIDENDS	P		
CAPITAL GAIN DIVIDENDS	P		
CAPITAL GAIN DIVIDENDS	P		
CAPITAL GAIN DIVIDENDS	P		
CAPITAL GAIN DIVIDENDS	P		
CAPITAL GAIN DIVIDENDS	P		
CAPITAL GAIN DIVIDENDS	P		
CAPITAL GAIN DIVIDENDS	P		
CAPITAL GAIN DIVIDENDS	P		
CAPITAL GAIN DIVIDENDS	P		

[illegible][illegible]

List and describe the kind(s) of property sold (e.g., real estate, (a) 2-story brick warehouse; or common stock, 200 shs. MLC Co.)	(b) How acquired P—Purchase D—Donation	(c) Date acquired (mo., day, yr.)	(d) Date sold (mo., day, yr.)
CAPITAL GAIN DIVIDENDS	P		
CAPITAL GAIN DIVIDENDS	P		
CAPITAL GAIN DIVIDENDS	P		
CAPITAL GAIN DIVIDENDS	P		
CAPITAL GAIN DIVIDENDS	P		
CAPITAL GAIN DIVIDENDS	P		
CAPITAL GAIN DIVIDENDS	P		
CAPITAL GAIN DIVIDENDS	P		
CAPITAL GAIN DIVIDENDS	P		
CAPITAL GAIN DIVIDENDS	P		

[illegible][illegible]

Form 990PF Part IV - Capital Gains and Losses for Tax on Investment Income - Columns a - d

[illegible]

Form 990PF Part IV - Capital Gains and Losses for Tax on Investment Income - Columns e - h

[illegible]

Form 990PF Part IV - Capital Gains and Losses for Tax on Investment Income - Columns i - l

[illegible]

Form 990PF Part IV - Capital Gains and Losses for Tax on Investment Income - Columns a - d

[illegible]**Form 990PF Part IV - Capital Gains and Losses for Tax on Investment Income - Columns e - h**[illegible]

Form 990PF Part IV - Capital Gains and Losses for Tax on Investment Income - Columns i - l

[illegible]

Form 990PF Part IV - Capital Gains and Losses for Tax on Investment Income - Columns a - d

[illegible]

Form 990PF Part IV - Capital Gains and Losses for Tax on Investment Income - Columns e - h

[illegible]

Form 990PF Part IV - Capital Gains and Losses for Tax on Investment Income - Columns i - l

[illegible]

Form 990PF Part IV - Capital Gains and Losses for Tax on Investment Income - Columns a - d

[illegible]**Form 990PF Part IV - Capital Gains and Losses for Tax on Investment Income - Columns e - h**[illegible]

Form 990PF Part IV - Capital Gains and Losses for Tax on Investment Income - Columns i - l

[illegible]

Form 990PF Part IV - Capital Gains and Losses for Tax on Investment Income - Columns a - d

[illegible]**Form 990PF Part IV - Capital Gains and Losses for Tax on Investment Income - Columns e - h**[illegible]

Form 990PF Part IV - Capital Gains and Losses for Tax on Investment Income - Columns i - l

[illegible]

List and describe the kind(s) of property sold (e.g., real estate, (a) 2-story brick warehouse; or common stock, 200 shs. MLC Co.)	(b) How acquired P—Purchase D—Donation	(c) Date acquired (mo., day, yr.)	(d) Date sold (mo., day, yr.)
CAPITAL GAIN DIVIDENDS	P		
CAPITAL GAIN DIVIDENDS	P		
CAPITAL GAIN DIVIDENDS	P		
CAPITAL GAIN DIVIDENDS	P		
CAPITAL GAIN DIVIDENDS	P		
CAPITAL GAIN DIVIDENDS	P		
CAPITAL GAIN DIVIDENDS	P		
CAPITAL GAIN DIVIDENDS	P		
CAPITAL GAIN DIVIDENDS	P		
CAPITAL GAIN DIVIDENDS	P		

[illegible][illegible]

List and describe the kind(s) of property sold (e.g., real estate, (a) 2-story brick warehouse; or common stock, 200 shs. MLC Co.)	(b) How acquired P—Purchase D—Donation	(c) Date acquired (mo., day, yr.)	(d) Date sold (mo., day, yr.)
CAPITAL GAIN DIVIDENDS	P		
CAPITAL GAIN DIVIDENDS	P		
CAPITAL GAIN DIVIDENDS	P		
CAPITAL GAIN DIVIDENDS	P		
CAPITAL GAIN DIVIDENDS	P		
CAPITAL GAIN DIVIDENDS	P		
CAPITAL GAIN DIVIDENDS	P		
CAPITAL GAIN DIVIDENDS	P		
CAPITAL GAIN DIVIDENDS	P		
CAPITAL GAIN DIVIDENDS	P		

[illegible][illegible]

Form 990PF Part IV - Capital Gains and Losses for Tax on Investment Income - Columns a - d

[illegible]**Form 990PF Part IV - Capital Gains and Losses for Tax on Investment Income - Columns e - h**[illegible]

Form 990PF Part IV - Capital Gains and Losses for Tax on Investment Income - Columns i - l

[illegible]

List and describe the kind(s) of property sold (e.g., real estate, (a) 2-story brick warehouse; or common stock, 200 shs. MLC Co.)	(b) How acquired P—Purchase D—Donation	(c) Date acquired (mo., day, yr.)	(d) Date sold (mo., day, yr.)
CAPITAL GAIN DIVIDENDS	P		
CAPITAL GAIN DIVIDENDS	P		
CAPITAL GAIN DIVIDENDS	P		
CAPITAL GAIN DIVIDENDS	P		
CAPITAL GAIN DIVIDENDS	P		
CAPITAL GAIN DIVIDENDS	P		
CAPITAL GAIN DIVIDENDS	P		
CAPITAL GAIN DIVIDENDS	P		
CAPITAL GAIN DIVIDENDS	P		
CAPITAL GAIN DIVIDENDS	P		
CAPITAL GAIN DIVIDENDS	P		
CAPITAL GAIN DIVIDENDS	P		

[illegible][illegible]

Form 990PF Part IV - Capital Gains and Losses for Tax on Investment Income - Columns a - d

[illegible]**Form 990PF Part IV - Capital Gains and Losses for Tax on Investment Income - Columns e - h**[illegible]

Form 990PF Part IV - Capital Gains and Losses for Tax on Investment Income - Columns i - l

[illegible]

Form 990PF Part IV - Capital Gains and Losses for Tax on Investment Income - Columns a - d

[illegible]**Form 990PF Part IV - Capital Gains and Losses for Tax on Investment Income - Columns e - h**[illegible]

Form 990PF Part IV - Capital Gains and Losses for Tax on Investment Income - Columns i - l

[illegible]

Form 990PF Part IV - Capital Gains and Losses for Tax on Investment Income - Columns a - d

[illegible]

Form 990PF Part IV - Capital Gains and Losses for Tax on Investment Income - Columns e - h

[illegible]

Form 990PF Part IV - Capital Gains and Losses for Tax on Investment Income - Columns i - l

[illegible]

Form 990PF Part IV - Capital Gains and Losses for Tax on Investment Income - Columns a - d

[illegible]**Form 990PF Part IV - Capital Gains and Losses for Tax on Investment Income - Columns e - h**[illegible]

Form 990PF Part IV - Capital Gains and Losses for Tax on Investment Income - Columns i - l

[illegible]

Form 990PF Part IV - Capital Gains and Losses for Tax on Investment Income - Columns a - d

[illegible]

Form 990PF Part IV - Capital Gains and Losses for Tax on Investment Income - Columns e - h

[illegible]

Form 990PF Part IV - Capital Gains and Losses for Tax on Investment Income - Columns i - l

[illegible]

Form 990PF Part IV - Capital Gains and Losses for Tax on Investment Income - Columns a - d

[illegible]**Form 990PF Part IV - Capital Gains and Losses for Tax on Investment Income - Columns e - h**[illegible]

Form 990PF Part IV - Capital Gains and Losses for Tax on Investment Income - Columns i - l

[illegible]

List and describe the kind(s) of property sold (e.g., real estate, (a) 2-story brick warehouse; or common stock, 200 shs. MLC Co.)	(b) How acquired P—Purchase D—Donation	(c) Date acquired (mo., day, yr.)	(d) Date sold (mo., day, yr.)
CAPITAL GAIN DIVIDENDS	P		
CAPITAL GAIN DIVIDENDS	P		
CAPITAL GAIN DIVIDENDS	P		
CAPITAL GAIN DIVIDENDS	P		
CAPITAL GAIN DIVIDENDS	P		
CAPITAL GAIN DIVIDENDS	P		
CAPITAL GAIN DIVIDENDS	P		
CAPITAL GAIN DIVIDENDS	P		
CAPITAL GAIN DIVIDENDS	P		
CAPITAL GAIN DIVIDENDS	P		
CAPITAL GAIN DIVIDENDS	P		
CAPITAL GAIN DIVIDENDS	P		

[illegible][illegible]

List and describe the kind(s) of property sold (e.g., real estate, (a) 2-story brick warehouse; or common stock, 200 shs. MLC Co.)	(b) How acquired P—Purchase D—Donation	(c) Date acquired (mo., day, yr.)	(d) Date sold (mo., day, yr.)
CAPITAL GAIN DIVIDENDS	P		
CAPITAL GAIN DIVIDENDS	P		
CAPITAL GAIN DIVIDENDS	P		
CAPITAL GAIN DIVIDENDS	P		
CAPITAL GAIN DIVIDENDS	P		
CAPITAL GAIN DIVIDENDS	P		
CAPITAL GAIN DIVIDENDS	P		
CAPITAL GAIN DIVIDENDS	P		
CAPITAL GAIN DIVIDENDS	P		
CAPITAL GAIN DIVIDENDS	P		
CAPITAL GAIN DIVIDENDS	P		

[illegible][illegible]

List and describe the kind(s) of property sold (e.g., real estate, (a) 2-story brick warehouse; or common stock, 200 shs. MLC Co.)	(b) How acquired P—Purchase D—Donation	(c) Date acquired (mo., day, yr.)	(d) Date sold (mo., day, yr.)
CAPITAL GAIN DIVIDENDS	P		
CAPITAL GAIN DIVIDENDS	P		
CAPITAL GAIN DIVIDENDS	P		
CAPITAL GAIN DIVIDENDS	P		
CAPITAL GAIN DIVIDENDS	P		
CAPITAL GAIN DIVIDENDS	P		
CAPITAL GAIN DIVIDENDS	P		
CAPITAL GAIN DIVIDENDS	P		
CAPITAL GAIN DIVIDENDS	P		
CAPITAL GAIN DIVIDENDS	P		

[illegible][illegible]

Form 990PF Part IV - Capital Gains and Losses for Tax on Investment Income - Columns a - d

[illegible]**Form 990PF Part IV - Capital Gains and Losses for Tax on Investment Income - Columns e - h**[illegible]

Form 990PF Part IV - Capital Gains and Losses for Tax on Investment Income - Columns i - l

[illegible]

Form 990PF Part IV - Capital Gains and Losses for Tax on Investment Income - Columns a - d

[illegible]

Form 990PF Part IV - Capital Gains and Losses for Tax on Investment Income - Columns e - h

[illegible]

Form 990PF Part IV - Capital Gains and Losses for Tax on Investment Income - Columns i - l

[illegible]

List and describe the kind(s) of property sold (e.g., real estate, (a) 2-story brick warehouse; or common stock, 200 shs. MLC Co.)	(b) How acquired P—Purchase D—Donation	(c) Date acquired (mo., day, yr.)	(d) Date sold (mo., day, yr.)
CAPITAL GAIN DIVIDENDS	P		
CAPITAL GAIN DIVIDENDS	P		
CAPITAL GAIN DIVIDENDS	P		
CAPITAL GAIN DIVIDENDS	P		
CAPITAL GAIN DIVIDENDS	P		
CAPITAL GAIN DIVIDENDS	P		
CAPITAL GAIN DIVIDENDS	P		
CAPITAL GAIN DIVIDENDS	P		
CAPITAL GAIN DIVIDENDS	P		
CAPITAL GAIN DIVIDENDS	P		
CAPITAL GAIN DIVIDENDS	P		
CAPITAL GAIN DIVIDENDS	P		

[illegible][illegible]

Form 990PF Part IV - Capital Gains and Losses for Tax on Investment Income - Columns a - d

[illegible]

Form 990PF Part IV - Capital Gains and Losses for Tax on Investment Income - Columns e - h

[illegible]

Form 990PF Part IV - Capital Gains and Losses for Tax on Investment Income - Columns i - l

[illegible]

Form 990PF Part IV - Capital Gains and Losses for Tax on Investment Income - Columns a - d

[illegible]

Form 990PF Part IV - Capital Gains and Losses for Tax on Investment Income - Columns e - h

[illegible]

Form 990PF Part IV - Capital Gains and Losses for Tax on Investment Income - Columns i - l

[illegible]

Form 990PF Part IV - Capital Gains and Losses for Tax on Investment Income - Columns a - d

[illegible]

Form 990PF Part IV - Capital Gains and Losses for Tax on Investment Income - Columns e - h

[illegible]

Form 990PF Part IV - Capital Gains and Losses for Tax on Investment Income - Columns i - l

[illegible]

Form 990PF Part IV - Capital Gains and Losses for Tax on Investment Income - Columns a - d

[illegible]**Form 990PF Part IV - Capital Gains and Losses for Tax on Investment Income - Columns e - h**[illegible]

Form 990PF Part IV - Capital Gains and Losses for Tax on Investment Income - Columns i - l

[illegible]

Form 990PF Part IV - Capital Gains and Losses for Tax on Investment Income - Columns a - d

[illegible]**Form 990PF Part IV - Capital Gains and Losses for Tax on Investment Income - Columns e - h**[illegible]

Form 990PF Part IV - Capital Gains and Losses for Tax on Investment Income - Columns i - l

[illegible]

Form 990PF Part IV - Capital Gains and Losses for Tax on Investment Income - Columns a - d

[illegible]

Form 990PF Part IV - Capital Gains and Losses for Tax on Investment Income - Columns e - h

[illegible]

Form 990PF Part IV - Capital Gains and Losses for Tax on Investment Income - Columns i - l

[illegible]

Form 990PF Part IV - Capital Gains and Losses for Tax on Investment Income - Columns a - d

[illegible]**Form 990PF Part IV - Capital Gains and Losses for Tax on Investment Income - Columns e - h**[illegible]

Form 990PF Part IV - Capital Gains and Losses for Tax on Investment Income - Columns i - l

[illegible]

Form 990PF Part IV - Capital Gains and Losses for Tax on Investment Income - Columns a - d

[illegible]**Form 990PF Part IV - Capital Gains and Losses for Tax on Investment Income - Columns e - h**[illegible]

Form 990PF Part IV - Capital Gains and Losses for Tax on Investment Income - Columns i - l

[illegible]

Form 990PF Part IV - Capital Gains and Losses for Tax on Investment Income - Columns a - d

[illegible]**Form 990PF Part IV - Capital Gains and Losses for Tax on Investment Income - Columns e - h**[illegible]

Form 990PF Part IV - Capital Gains and Losses for Tax on Investment Income - Columns i - l

[illegible]

[illegible][illegible][illegible]

Form 990PF Part IV - Capital Gains and Losses for Tax on Investment Income - Columns a - d

[illegible]**Form 990PF Part IV - Capital Gains and Losses for Tax on Investment Income - Columns e - h**[illegible]

Form 990PF Part IV - Capital Gains and Losses for Tax on Investment Income - Columns i - l

[illegible]

[illegible][illegible][illegible]

Form 990PF Part IV - Capital Gains and Losses for Tax on Investment Income - Columns a - d

[illegible]

Form 990PF Part IV - Capital Gains and Losses for Tax on Investment Income - Columns e - h

[illegible]

Form 990PF Part IV - Capital Gains and Losses for Tax on Investment Income - Columns i - l

[illegible]

List and describe the kind(s) of property sold (e.g., real estate, (a) 2-story brick warehouse; or common stock, 200 shs. MLC Co.)	(b) How acquired P—Purchase D—Donation	(c) Date acquired (mo., day, yr.)	(d) Date sold (mo., day, yr.)
CAPITAL GAIN DIVIDENDS	P		
CAPITAL GAIN DIVIDENDS	P		
CAPITAL GAIN DIVIDENDS	P		
CAPITAL GAIN DIVIDENDS	P		
CAPITAL GAIN DIVIDENDS	P		
CAPITAL GAIN DIVIDENDS	P		
CAPITAL GAIN DIVIDENDS	P		
CAPITAL GAIN DIVIDENDS	P		
CAPITAL GAIN DIVIDENDS	P		
CAPITAL GAIN DIVIDENDS	P		

[illegible][illegible]

Form 990PF Part VIII Line 1 - List all officers, directors, trustees, foundation managers and their compensation

(a) Name and address	Title, and average hours per week (b) devoted to position	(c) Compensation (If not paid, enter -0-)	(d) Contributions to employee benefit plans and deferred compensation	Expense account, (e) other allowances
CHARLES STOKES PO BOX 4655 MC 221 ATLANTA, GA 30302	COMMITTEE MEMBER 1	0		
LINDA LAIRD PO BOX 4655 MC 221 ATLANTA, GA 30302				
WALTER JAMES PO BOX 4655 MC 221 ATLANTA, GA 30302	CHAIRMAN 1	0		
AMY GREEN PO BOX 4655 MC 221 ATLANTA, GA 30302				
GREG GERHARD PO BOX 4655 MC 221 ATLANTA, GA 30302	COMMITTEE MEMBER 1	0		
ALEX VAN WINKLE PO BOX 4655 MC 221 ATLANTA, GA 30302				

Form 990PF Part XV Line 3 - Grants and Contributions Paid During the Year or Approved for Future Payment				
Recipient	If recipient is an individual, show any relationship to any foundation manager or substantial contributor	Foundation status of recipient	Purpose of grant or contribution	Amount
Name and address (home or business)				
a <i>Paid during the year</i>				
CHILDREN'S HEALTHCARE OF ATL FDN INC ATTN MS ERIN BROOKS ASSOC DEV OFF 3395 NE EXPRESSWAY ATLANTA, GA 30341	NONE	PC	GENERAL OPERATING	32,000
AMERICAN LUNG ASSOCIATION 2452 SPRING RD SE SMYRNA, GA 30080	NONE	PC	CAMP BREATHE EASY	65,000
ATL RONALD MCDONALD HOUSE CHARITIES ATTN MS KELLY D'ADAM 795 GATEWOOD ROAD NE ATLANTA, GA 30329	NONE	PC	GENERAL OPERATING	50,000
Total ▶ 3a				204,714

Form 990PF Part XV Line 3 - Grants and Contributions Paid During the Year or Approved for Future Payment				
Recipient	If recipient is an individual, show any relationship to any foundation manager or substantial contributor	Foundation status of recipient	Purpose of grant or contribution	Amount
Name and address (home or business)				
a Paid during the year				
CAMP TWIN LAKES ATTN MRS ANNA HUTCHINS 1100 SPRING STREET NW SUITE 406 ATLANTA, GA 30309	NONE	PC	GENERAL OPERATING	25,000
ATLANTA VOLUNTEER LAWYERS FOUNDATION 235 PEACHTREE ST S1750 N TOWER ATLANTA, GA 30303	NONE	PC	REDUCING PEDIATRIC ASTHMA	20,714
GEORGIA HEALTHY FAMILY ALLIANCE 3760 LAVISTA ROAD STE 100 TUCKER, GA 30084	NONE	PC	TAR WARS 2019-2020	12,000
Total ▶ 3a				204,714

TY 2020 Accounting Fees Schedule**Name:** W G RAOUL FOUNDATION IA**EIN:** 58-6026051

Category	Amount	Net Investment Income	Adjusted Net Income	Disbursements for Charitable Purposes
TAX PREPARATION FEE (NON-ALLOC	2,500			2,500

TY 2020 Investments Corporate Stock Schedule

Name: W G RAOUL FOUNDATION IA
EIN: 58-6026051

Investments Corporation Stock Schedule

Name of Stock	End of Year Book Value	End of Year Fair Market Value
384802104 GRAINGER W W INC	2,577	4,492
440452100 HORMEL FOODS CORPORA	1,664	2,191
459200101 INTL BUSINESS MACHIN	11,032	11,959
629377508 NRG ENERGY INC	4,760	6,083
654106103 NIKE INC-CLASS B	20,039	44,280
655664100 NORDSTROM INC COM		
74762E102 QUANTA SVCS INC COM		
761152107 RESMED INC	2,564	6,164
857477103 STATE STREET CORP CO		
871829107 SYSCO CORP	4,361	5,198
907818108 UNION PAC CORP	8,808	13,534
42809H107 HESS CORP COM		
55354G100 MSCI INC	7,007	21,880
00287Y109 ABBVIE INC	22,660	32,145
42824C109 HEWLETT PACKARD ENTE	3,763	4,728
78409V104 S&P GLOBAL INC	14,220	27,285
10922N103 BRIGHTHOUSE FINANCIA		
D18190898 DEUTSCHE BANK AG REG		
05565A202 BNP PARIBAS SPONS AD		
24872B100 DENSO CORPORATION UN	1,294	1,733
25243Q205 DIAGEO PLC SPONSORED	5,403	6,035
344419106 FOMENTO ECONOMICO ME		
98389B100 XCEL ENERGY INC	1,137	1,533
55616P104 MACY'S INC COM		
58933Y105 MERCK & CO INC	32,163	47,035
G7945M107 SEAGATE TECHNOLOGY P	6,082	9,759
G66721104 NORWEGIAN CRUISE LIN	2,015	2,034
G7S00T104 PENTAIR PLC		
G0177J108 ALLERGAN PLC		
G5494J103 LINDE PLC	14,676	20,554

Investments Corporation Stock Schedule

Name of Stock	End of Year Book Value	End of Year Fair Market Value
018805101 ALLIANZ SE ADR		
35128206 ANGLOGOLD ASHANTI LIM	724	1,991
54536107 AXA SPONSORED	2,589	3,760
225401108 CREDIT SUISSE GROUP		
502117203 L'OREAL CO UNSPONSOR	4,942	8,529
670100205 NOVO NORDISK AS SPON	5,152	7,195
693483109 POSCO SPONSORED	2,608	3,614
74435K204 PRUDENTIAL PLC ADR		
74975E303 RWE AG AKTIENGESELLS		
775781206 ROLLS-ROYCE HLDGS PL		
78440P108 SK TELECOM LTD SPONS	2,685	2,570
835699307 SONY CORP SPONSORED	4,725	8,998
780259206 ROYAL DUTCH SHELL PL		
22943F100 CTRIP.COM INTL LTD A		
49255706 ATLAS COPCO AB SPONSO	2,675	5,517
82929R304 SINGAPORE TELECOMMUN		
62474M108 MTN GROUP LTD SPONS		
30215C101 EXPERIAN GROUP LTD S	2,572	4,403
833792104 SODEXO ADR		
890880206 TORAY INDS INC ADR		
980228308 WOODSIDE PETROLEUM S	1,831	2,465
006754204 ADECCO SA REG UNSPON		
91912E105 VALE SA SPONS ADR		
626425102 MURATA MFG CO LTD UN	1,652	3,353
87936R106 TELEFONICA BRASIL SA		
989825104 ZURICH INSURANCE GRO	4,218	5,784
455793109 INDITEX UNSPONSORED	1,565	1,829
756568101 RED ELECTRICA CORP U		
485785109 KASIKORNBANK PUBLIC	286	421
50048H101 KONE OYJ UNSPONSORED	1,466	2,479

Investments Corporation Stock Schedule

Name of Stock	End of Year Book Value	End of Year Fair Market Value
9279100 AIRBUS SE UNSPONSORED	1,472	2,677
92857W 308 VODAFONE GROUP PLC	1,627	1,599
009719501 AKBANK T.A.S SPONS A		
92242Y100 VEDANTA LTD SPONSORE	1,101	2,335
716830104 PEUGEOT SA UNSPONSOR	869	1,695
985087105 YASKAWA ELECTRIC COR		
29278D105 ENERSIS CHILE SA SPO		
701491102 PARK24 CO LTD SPONS		
05967A107 BANCO SANTANDER BRAS		
26876F102 ENN ENERGY HOLDINGS	272	353
13961R100 CAPGEMINI SE UNSPONS	477	863
11659109 ALASKA AIR GROUP INC	3,116	5,616
023608102 AMEREN CORP COM		
25537101 AMERICAN ELEC PWR INC	2,778	2,665
53611109 AVERY DENNISON CORP	1,162	2,016
75887109 BECTON DICKINSON & CO	5,885	6,756
115637209 BROWN FORMAN CORP CL	1,898	3,257
126650100 CVS HEALTH CORP	14,068	17,007
17275R102 CISCO SYSTEMS INC	32,049	36,606
209115104 CONSOLIDATED EDISON		
233331107 DTE ENERGY CO	5,417	6,799
23918K108 DAVITA INC	1,101	1,761
30231G102 EXXON MOBIL CORP COM		
38141G104 GOLDMAN SACHS GROUP	5,456	7,911
776696106 ROPER INDS INC COM N		
844741108 SOUTHWEST AIRLS CO C		
00206R102 AT&T INC	12,203	11,475
904311107 UNDER ARMOUR INC CL		
12504L109 CBRE GROUP INC	3,718	5,958
931427108 WALGREENS BOOTS ALLI		

Investments Corporation Stock Schedule

Name of Stock	End of Year Book Value	End of Year Fair Market Value
05722G100 BAKER HUGHES CO	3,630	6,276
05577E101 BT GROUP PLC SPONS A		
18946Q101 CLP HLDGS LTD ADR		
268353109 EDP-ENERGIAS DE PORT	1,328	2,429
282579309 EISAI LTD SPONSORED	304	286
501556203 KYOCERA CORP SPONSOR	629	740
654902204 NOKIA CORP SPONSORED	1,383	1,760
80105N105 SANOFI SPONSORED	605	729
871013108 SWISSCOM SPONSORED	685	806
872351408 TDK CORP SPONSORED	545	758
81603X108 SEIKO EPSON UNSPONSO	515	739
35958N107 FUJIFILM HOLDINGS CO	704	900
654090109 NIDEC CORPORATION SP	2,157	3,487
91311E102 UNITED UTILITIES GRO		
800212201 SANDVIK AB SPONSORED	2,095	4,131
37636P108 GIVAUDAN SA UNSPONSO	2,270	3,904
23636T100 DANONE SPONSORED	1,163	1,297
31188H101 FAST RETAILING CO UN	1,213	2,606
573814308 MARUI GROUP CO LTD U		
29274F104 ENERSIS SA SPONS ADR		
36863N208 GEMALTO NV SPONS ADR		
92763W103 VIPSHOP HLDGS LTD SP	361	2,249
867914103 SUNTRUST BANKS INC C		
86803T104 SUNTORY BVRGE & FOOD	559	515
01609W102 ALIBABA GROUP HOLDIN	6,269	10,706
80104Q208 SANLAM LTD SPONS ADR		
69367J100 PT SEMEN INDONESIA T		
452833205 IMPERIAL HOLDINGS LT		
17133Q502 CHUNGHWA TELECOM LTD	2,094	2,240
19624Y101 COLOPLAST A/S UNSPON		

Investments Corporation Stock Schedule

Name of Stock	End of Year Book Value	End of Year Fair Market Value
58502K106 MEDIOBANCA SPA UNSPO	349	573
2255107 AU OPTRONICS CORP SPON	1,380	2,698
69344D408 PLDT INC SPONSORED	553	726
30711Y102 FANG HOLDINGS LTD SP		
107180101 BRENNTAG AG UNSPONSO	606	914
876629205 TATNEFT PAO SPONS AD		
83546A203 SONIC HEALTHCARE LTD	350	540
90420M104 UMICORE SA UNSPONSOR	1,018	1,607
00130H105 AES CORP	3,890	8,531
032654105 ANALOG DEVICES INC C		
143658300 CARNIVAL CORP	4,091	4,960
244199105 DEERE & CO	12,091	24,215
26875P101 EOG RESOURCES INC	4,805	6,882
29364G103 ENTERGY CORP COM		
30161N101 EXELON CORP	5,319	5,995
34354P105 FLOWSERVE CORP COM		
369604103 GENERAL ELEC CO COM		
427866108 THE HERSHEY COMPANY	1,672	2,742
437076102 HOME DEPOT INC	31,549	40,905
574599106 MASCO CORP	5,794	11,590
68389X105 ORACLE CORPORATION	3,503	5,046
742718109 PROCTER & GAMBLE CO	11,891	21,567
744573106 PUBLIC SERVICE ENTER	1,903	1,982
882508104 TEXAS INSTRUMENTS IN	14,226	23,963
92220P105 VARIAN MEDICAL SYS I		
94106L109 WASTE MANAGEMENT INC	7,867	10,614
806857108 SCHLUMBERGER LTD	2,508	3,515
855244109 STARBUCKS CORP	16,478	32,415
871503108 SYMANTEC CORP COM		
911312106 UNITED PARCEL SERVIC	15,862	26,607

Investments Corporation Stock Schedule

Name of Stock	End of Year Book Value	End of Year Fair Market Value
410345102 HANESBRANDS INC	7,252	8,719
G47791101 INGERSOLL-RAND PLC C		
026874784 AMERICAN INTL GROUP		
172967424 CITIGROUP INC	7,140	9,619
896945201 TRIPADVISOR INC COM		
G96629103 WILLIS TOWERS WATSON	1,198	1,685
G47567105 IHS MARKIT LTD	1,154	2,156
46353108 ASTRAZENECA PLC SPONS	6,706	9,498
191085208 COCA COLA AMATIL LTD		
204409601 COMPANHIA ENERGETICA		
816078307 SEKISUI HOUSE SPONSO	1,935	2,683
83175M205 SMITH & NEPHEW PLC S	1,201	1,476
126132109 CNOOC LTD SPONS ADR		
443251103 HOYA CORPORATION SPO	561	1,527
876568502 TATA MOTORS LTD SPON	889	2,243
368287207 GAZPROM PJSC	2,099	2,694
64110W102 NETEASE INC SPONSORE	972	1,437
74463M106 PUBLICIS GROUPE SPON	1,220	2,246
296036304 ERSTE GROUP BANK AG		
60687Y109 MIZUHO FINANCIAL GRO	3,336	3,649
784375404 SKF AB SPONS ADR		
29265W207 ENEL SPA UNSPONSORED	3,430	6,882
120738406 BUNZL PUB LTD CO ADR		
48241A105 KB FINANCIAL GROUP I	2,100	2,653
225313105 CREDIT AGRICOLE S.A.	1,128	1,928
438550303 HONG KONG & CHINA GA	287	265
202712600 COMMONWEALTH BK SPON	2,326	2,981
059578104 BANCO DO BRASIL SA S		
48241F104 KBC GROUP NV UNSPONS	1,178	1,605
304105 AAC TECH HOLDINGS UNSPO	511	597

Investments Corporation Stock Schedule

Name of Stock	End of Year Book Value	End of Year Fair Market Value
52463H103 LEGAL & GEN GROUP PL		
82510E209 SHOPRITE HLDGS SPONS		
98105T104 WOORI BANK SPONS ADR		
16939P106 CHINA LIFE INSURANCE	1,488	1,604
69343P105 LUKOIL PJSC SPONSORE	1,587	1,777
526250105 LENOVO GROUP LTD SPO	438	841
636274409 NATIONAL GRID PLC SP	2,562	3,011
531850105 LIFE HEALTHCARE GROU		
22304D207 COVESTRO AG SPONSORE	1,157	2,329
904678406 UNICREDIT SPA UNSPON		
31502A204 FERGUSON PLC SPONS A		
71813109 BAXTER INTL INC	9,814	11,555
125896100 CMS ENERGY CORP	1,145	1,403
127097103 CABOT OIL & GAS CORP	1,666	1,856
134429109 CAMPBELL SOUP CO	1,165	1,257
302491303 FMC CORP	6,194	10,344
364760108 GAP INC COM		
485170302 KANSAS CITY SOUTHERN	1,088	2,245
493267108 KEYCORP	3,277	4,710
494368103 KIMBERLY CLARK CORP	10,280	13,348
594918104 MICROSOFT CORP	79,960	194,173
665859104 NORTHERN TR CORP	5,847	7,358
682680103 ONEOK INC	2,070	2,994
693506107 PPG INDUSTRIES INC C		
75886F107 REGENERON PHARMACEUT	5,911	9,179
00724F101 ADOBE INC	21,460	57,514
09062X103 BIOGEN INC	6,701	7,346
101137107 BOSTON SCIENTIFIC CO	10,985	15,099
231021106 CUMMINS INC	8,081	13,626
254687106 DISNEY WALT CO NEW	29,618	48,737

Investments Corporation Stock Schedule

Name of Stock	End of Year Book Value	End of Year Fair Market Value
28176E108 EDWARDS LIFESCIENCES		
343412102 FLUOR CORP COM NEW		
501044101 KROGER CO	3,407	3,557
518439104 LAUDER ESTEE COS INC	3,889	7,986
539830109 LOCKHEED MARTIN CORP	8,778	9,584
92852T201 VIVENDI SA UNSPONSOR	370	417
723787107 PIONEER NATURAL RESO		
744320102 PRUDENTIAL FINL INC	6,439	8,353
79466L302 SALESFORCE COM INC	14,742	31,154
911363109 UNITED RENTALS INC	3,627	9,276
30420103 AMERICAN WATER WORKS	6,707	12,738
65339F101 NEXTERA ENERGY INC	1,210	2,160
G0408V102 AON PLC ORD COM		
609207105 MONDELEZ INTERNATION	16,010	23,388
30040W108 EVERSOURCE ENERGY	2,320	3,374
96145D105 WESTROCK CO		
40434L105 HP INC		
G6095L109 APTIV PLC	2,526	3,518
125523100 CIGNA CORP	4,348	5,413
88606108 BHP GROUP LTD SPONSOR	1,559	2,287
12626K203 CRH PLC SPONSORED	711	1,107
151290889 CEMEX SAB DE CV SPON		
16941R108 CHINA PETE & CHEM CO	1,802	2,007
45662N103 INFINEON TECHNOLOGIE	256	578
641069406 NESTLE SA SPONSORED	10,586	14,961
65535H208 NOMURA HOLDINGS INC	1,255	1,791
76026T205 REPSOL SA SPONSORED	499	480
82481R106 SHIRE PLC ADR		
824841407 SHISEIDO LTD SPONSOR	2,447	3,396
861012102 STMICROELECTRONICS N	888	1,708

Investments Corporation Stock Schedule

Name of Stock	End of Year Book Value	End of Year Fair Market Value
870794302 SWIRE PACIFIC LTD AD		
904767704 UNILEVER PLC SPONSOR	265	302
919134304 VALEO SA-SPONSORED	853	1,940
961214301 WESTPAC BKG CORP SPO	3,402	5,290
169426103 CHINA TELECOM CORP L		
56752108 BAIDU INC	301	649
501173207 KUBOTA SPONSORED	509	772
654802206 NITTO DENKO CORP UNS		
233806306 DAI NIPPON PRINT SPO	1,235	1,069
45387107 ASSA ABLOY UNSPONSORE	1,342	2,042
86562X106 SUMITOMO MITSUI TRUS	1,720	1,835
606776201 MITSUBISHI ELECTRIC	1,661	2,061
670875509 OMV AG BEARER SHS SP		
42281P205 HEIDELBERGCEMENT AG		
80585Y308 SBERBANK RUSSIA SPON	1,716	2,509
87184P109 SYSMEX CORP UNSPONSO	1,102	2,647
G5960L103 MEDTRONIC PLC	18,801	26,005
62476L207 MR PRICE GROUP LTD S		
92937A102 WPP PLC SPONSORED	1,430	2,542
971433107 WILMAR INTERNATIONAL	285	428
69367X109 PT ASTRA INTL UNSPON		
05278C107 AUTOHOME INC SPONS A		
00089H106 ACS ACTIVIDADES DE C		
36847Q103 GEELY AUTOMOBILE HLD	237	543
N72482123 QIAGEN NV	533	581
60879B107 MOMO INC SPONSORED	867	810
589339209 MERCK KGAA SPONSORED	686	1,169
23328E106 DNB ASA SPONS ADR		
N31738102 FIAT CHRYSLER AUTOMO	883	2,316
04962A105 ATOS ORIGIN SA UNSPO	1,084	1,597

Investments Corporation Stock Schedule

Name of Stock	End of Year Book Value	End of Year Fair Market Value
00202F102 A.P. MOLLER-MAERSK U	220	611
50586V108 LAFARGEHOLCIM LTD UN	1,511	2,396
910873405 UNITED MICROELECTRON	1,238	4,797
69366X100 PT BANK RAKYAT INDON		
16942A302 CHINA SHENHUA ENERGY	1,703	1,770
201712304 COMMERCIAL INTL BANK	1,473	1,299
10949Q204 BRILLIANCE CHINA AUT		
75279Q108 RANDSTAD HLDG NV UNS		
898529102 TSINGTAO BREWERY SPO		
485537401 KAO CORP UNSPONSORED	1,494	1,621
V7780T103 ROYAL CARIBBEAN CRUI	3,745	7,320
9158106 AIR PRODUCTS & CHEMICA	7,926	11,202
23135106 AMAZON.COM INC	44,181	91,194
38222105 APPLIED MATERIALS INC	8,125	22,524
166764100 CHEVRON CORP	3,756	5,574
194162103 COLGATE PALMOLIVE CO	2,152	2,822
25746U109 DOMINION RES INC VA		
278642103 EBAY INC	5,040	8,342
363576109 GALLAGHER ARTHUR J C		
406216101 HALLIBURTON CO	3,514	10,338
452327109 ILLUMINA INC	10,224	16,650
46625H100 JP MORGAN CHASE & CO	38,091	44,856
478160104 JOHNSON & JOHNSON	63,364	73,811
674599105 OCCIDENTAL PETE CORP		
48268K101 KT CORP SPONS ADR		
747525103 QUALCOMM INC	4,166	11,578
G491BT108 INVESCO LTD BERMUDA		
92345Y106 VERISK ANALYTICS INC	2,126	3,529
269246401 ETRADE FINL CORP COM		
49456B101 KINDER MORGAN INC CO		

Investments Corporation Stock Schedule

Name of Stock	End of Year Book Value	End of Year Fair Market Value
61945C103 MOSAIC CO COM		
G0176J109 ALLEGION PLC		
02079K107 ALPHABET INC CL C	60,619	98,105
03965L100 ARCONIC INC		
010199305 AKZO NOBEL NV ADR		
072730302 BAYER AG SPONS ADR R		
819882309 SHARP CORPORATION UN	524	740
444560106 HUGO BOSS AG SPONS A		
29446M102 EQUINOR ASA SPONS AD		
830505301 SKANDINAVISKA ENSKIL		
870886108 SWISS RE LTD SPONSOR	2,193	2,227
83238P203 SMITHS GROUP PLC SPO		
N07059210 ASML HOLDING NV SPON	4,323	11,218
756255204 RECKITT BENCKISER GR	3,161	3,533
G2519Y108 CREDICORP LIMITED		
78033R107 ROYAL MAIL PLC UNSPO		
236363206 DANSKE BANK A/S SPON		
98850P109 YUM CHINA HOLDINGS I	381	685
315437103 FERROVIAL SA UNSPONS	1,995	2,945
05968L102 BANCOLOMBIA S.A. SPO	889	2,089
105532105 BRASKEM SA SPONS ADR		
20449X401 COMPASS GROUP PLC SP	1,530	1,873
20440W105 COMPANHIA SIDERURGIC		
00373L102 ABN AMRO GROUP NV UN		
69338J106 PICC PROPERTY & CASU		
62942M201 NTT DOCOMO INC SPONS		
824596100 SHINHAN FINANCIAL GR	957	1,012
00687A107 ADIDAS AG SPONSORED	3,521	6,222
05545E209 BHP BILLITON PLC ADR		
425166303 HENDERSON LD DEV LTD		

Investments Corporation Stock Schedule

Name of Stock	End of Year Book Value	End of Year Fair Market Value
824551105 SHIN ETSU CHEMICAL C	2,636	4,926
45519402 ASSOC BRITISH FOODS L	808	1,087
497350306 KIRIN HOLDINGS COMPA	799	976
500631106 KOREA ELECTRIC POWER	1,767	2,417
86676H302 SUN HUNG KAI PROP LT	1,801	1,768
59460303 BANCO BRADESCO SPONSO	1,833	2,909
870195104 SWEDBANK AB SPONSORE	1,138	1,817
606783207 MITSUBISHI ESTATE	996	986
50186V102 LG DISPLAY CO LTD SP	1,978	3,013
889094108 TOKIO MARINE HOLDING	1,960	2,268
670184100 NSK LTD ADR		
359590304 FUJITSU LTD UNSPONSO	676	1,014
273202101 EAST JAPAN RAILWAY C	495	545
626188106 MUENCHENER UNSPONSOR	2,724	3,892
43858F109 HONG KONG EXCHANGES	3,189	6,514
04623U102 ASTELLAS PHARMA INC	2,406	2,872
80687P106 SCHNEIDER ELECTRIC U	3,957	8,164
285039103 ELECTRICITE DE FRANC		
31573A109 FIBRIA CELULOSE SA S		
889110102 TOKYO ELECTRON LTD U	1,376	2,059
06426M104 BANK OF CHINA LTD UN		
83569C102 SONOVA HOLDING AG UN	222	368
891493306 TOSHIBA CORP UNSPONS		
12082W204 BURBERRY GROUP PLC S	506	614
686331109 ORKLA ASA SPONSORED	368	446
714264207 PERNOD RICARD SA UNS	3,011	3,643
90460M204 UNICHARM CORPORATION	1,498	2,685
142795202 CARLSBERG A/S SPONSO	1,314	1,992
86959C103 SVENSKA HANDELSBANKE		
45684W107 INGENICO UNSPONS ADR		

Investments Corporation Stock Schedule

Name of Stock	End of Year Book Value	End of Year Fair Market Value
682151303 OMRON CORP SPONSORED	1,902	4,385
47215P106 JD COM INC SPONSORED	1,134	4,483
204280309 COMPAGNIE DE ST GOBA	468	850
H42097107 UBS GROUP AG	1,121	1,780
87155N109 SYMRISE AG UNSPONSOR	1,020	1,530
63975K104 NEDBANK GROUP LTD SP	268	486
471059105 JAPAN EXCHANGE GROUP	624	1,083
72341E304 PING AN INSURANCE SP	3,201	4,239
868861105 SURGUTNEFTEGAZ PJSC	233	264
G81477104 SINA CORP COM		
45857P707 INTERCONTINENTAL HOT		
631512209 NASPERS LTD SPONSORE	1,487	2,276
021090204 ALPS ELECTRIC CO LTD		
63903X103 NATURGY ENERGY GROUP		
2824100 ABBOTT LABS	7,812	14,234
00846U101 AGILENT TECHNOLOGIES	7,864	14,930
172908105 CINTAS CORP	2,693	6,009
189054109 CLOROX COMPANY	3,839	6,058
20030N101 COMCAST CORP-CL A	34,997	54,234
260003108 DOVER CORP	1,067	1,641
500255104 KOHLS CORP COM		
534187109 LINCOLN NATL CORP	2,787	4,427
60871R209 MOLSON COORS BEVERAG	1,839	2,440
723484101 PINNACLE WEST CAP CO	2,910	2,958
773903109 ROCKWELL AUTOMATION	1,156	2,006
872540109 TJX COS INC	9,610	17,414
91324P102 UNITEDHEALTH GROUP I	40,632	60,317
962257408 WHARF HLDGS LTD UNSP	256	380
12653101 ALBEMARLE CORP	2,121	5,606
192446102 COGNIZANT TECHNOLOGY	3,168	3,770

Investments Corporation Stock Schedule

Name of Stock	End of Year Book Value	End of Year Fair Market Value
370334104 GENERAL MLS INC	3,103	3,410
458140100 INTEL CORP	31,946	35,173
487836108 KELLOGG CO	1,113	1,182
608190104 MOHAWK INDS INC COM		
65473P105 NISOURCE INC COM		
666807102 NORTHROP GRUMMAN COR	13,271	15,845
67066G104 NVIDIA CORP	20,975	52,220
695156109 PACKAGING CORP AMER		
713448108 PEPSICO INC	34,516	44,935
81211K100 SEALED AIR CORP COM		
816851109 SEMPRA ENERGY	4,975	5,861
88579Y101 3M CO	7,933	10,313
913017109 UNITED TECHNOLOGIES		
247361702 DELTA AIR LINES INC	4,863	8,444
92826C839 VISA INC CL A	5,403	8,968
26884L109 EQT CORP COM		
G6518L108 NIELSEN HOLDINGS PLC		
02079K305 ALPHABET INC CL A	66,236	106,911
364097105 GALP ENERGIA SGPS SA		
05523R107 BAE SYS PLC SPONS AD		
16941M109 CHINA MOBILE HONG KO		
251566105 DEUTSCHE TELEKOM AG	2,479	3,142
294821608 ERICSSON SPONSORED	2,145	3,848
456788108 INFOSYS LTD SPONSORE	2,294	4,729
456837103 ING GROEP NV SPONSOR	1,483	2,672
466249208 J SAINSBURY PLC SPON	766	1,024
500458401 KOMATSU LTD SPONSORE	1,052	1,578
500472303 KONINKLIJKE PHILIPS	1,509	2,221
539439109 LLOYDS BANKING GROUP	1,753	1,709
632525408 NATIONAL AUSTRALIA B	2,082	2,848

Investments Corporation Stock Schedule

Name of Stock	End of Year Book Value	End of Year Fair Market Value
656531605 NORSK HYDRO A/S SPON		
705015105 PEARSON PLC ADR		
71646E100 PETROCHINA CO LTD AD		
752344309 RANDGOLD RES LTD ADR		
771195104 ROCHE HOLDING LTD SP	4,184	6,444
892331307 TOYOTA MOTOR CORP SP	1,887	2,319
977874205 WOLTERS KLUWER NV SP	1,839	3,022
984851204 YARA INTL ASA SPONS		
92334N103 VEOLIA ENVIRONNEMENT		
87944W105 TELENOR ASA SPONSORE	1,708	2,193
46115H107 INTESA SANPAOLO SPON	1,434	2,250
42550U208 HENKEL AG & CO KGAA	817	1,201
234062206 DAIWA HOUSE UNSPONSO	1,756	1,851
69832A205 PANASONIC CORPORATIO	1,383	2,237
251542106 DEUTSCHE BOERSE AG U	2,763	3,853
25157Y202 DEUTSCHE POST AG SPO	2,025	3,638
465717106 ITOCHU CORPORATION U	2,037	3,349
80007R105 SANDS CHINA LTD UNSP	558	611
34959A206 FORTESCUE METALS GRO	928	5,766
689164101 OTSUKA HOLDINGS LTD	2,305	2,829
20441A102 CIA SANEAMENTO BASIC	453	653
268780103 E ON SE SPONSORED	1,341	1,670
45104G104 ICICI BANK LTD SPONS	1,864	2,779
71654V101 PETROLEO BRASILEIRO	1,012	1,736
803054204 SAP SE SPONSORED	6,545	7,563
813113206 SECOM LTD UNSPONSORE	1,518	1,913
826197501 SIEMENS AG SPONSORED	2,816	5,025
874039100 TAIWAN SEMICONDUCTOR	5,629	14,829
89151E109 TOTAL SA SPONS ADR		
43400100 ASHAI KASEI CORP UNSP	832	1,238

Investments Corporation Stock Schedule

Name of Stock	End of Year Book Value	End of Year Fair Market Value
37833100 APPLE INC	62,949	194,258
58498106 BALL CORP	5,623	13,977
60505104 BANK OF AMERICA CORP	27,365	32,553
110122108 BRISTOL MYERS SQUIBB	20,077	24,192
151020104 CELGENE CORP COM		
171340102 CHURCH & DWIGHT INC	4,692	8,461
345370860 FORD MTR CO DEL COM		
444859102 HUMANA INC	11,032	18,052
459506101 INTERNATIONAL FLAVOR	1,793	1,741
571748102 MARSH & MCLENNAN COS	10,284	14,742
579780206 MCCORMICK & CO INC	2,638	4,971
615369105 MOODYS CORP	5,792	11,900
651290108 NEWFIELD EXPL CO COM		
755111507 RAYTHEON CO NEW COM		
92343V104 VERIZON COMMUNICATIO	45,585	53,286
G1151C101 ACCENTURE PLC CL A	24,341	39,443
56585A102 MARATHON PETROLEUM C	3,535	5,170
98419M100 XYLEM INC	2,687	3,970
G29183103 EATON CORP PLC	2,373	3,604
92939U106 WEC ENERGY GROUP INC		
24906P109 DENTSPLY SIRONA INC	1,246	1,728
26078J100 DOWDUPONT INC		
02341R302 AMCOR LTD ADR		
02364W105 AMERICA MOVIL SA DE		
052528304 AUSTRALIA AND ZEALAN		
256135203 DR REDDYS LABS LTD S	1,464	3,065
26874R108 ENI SPA SPONS ADR		
495724403 KINGFISHER PLC SPONS	1,573	3,285
654624105 NIPPON TELEGRAPH & T	3,720	4,061
93114W107 WAL MART DE MEXICO S	443	507

Investments Corporation Stock Schedule

Name of Stock	End of Year Book Value	End of Year Fair Market Value
97651M109 WIPRO LTD SPONSORED	806	1,401
900111204 TURKCELL ILETISIM HI	889	1,143
450737101 IBERDROLA SA	2,858	5,578
108441205 BRIDGESTONE CORPORAT	965	1,000
925458101 VESTAS WIND SYSTEMS	1,844	7,041
670108109 NOVOZYMES A/S UNSPON	277	342
54338V101 LONZA GROUP AG UNSPO	2,255	5,767
81783H105 SEVEN & I HOLDINGS U	2,547	2,717
279158109 ECOPETROL SA SPONS A		
88032Q109 TENCENT HLDGS LTD UN	6,210	11,215
92933J107 WM MORRISON SUPERMAR	956	1,061
168919108 CHINA CONSTR BK CORP	1,299	1,382
05382A104 AVIVA PLC SPONSORED	692	1,014
144430204 CARREFOUR SA SPONSOR	743	785
23381D102 DAIICHI SANKYO CO SP	1,640	6,443
29248L104 ENAGAS UNSPONSORED	454	517
607409109 MOBILE TELESYSTEMS O		
210771200 CONTINENTAL AG SPONS	484	928
492089107 KERING SA UNSPONSORE	1,692	2,463
02319V103 AMBEV SA SPONSORED	616	793
12545M207 CHR HANSEN HOLDINGS	240	358
05541J103 BB SEGURIDADE PARTIC		
00435F309 ACCOR SA SPONS ADR		
105105209 BRAMBLES LTD SPONSOR	788	871
82929W105 SINGAPORE EXCHANGE L		
03485P300 ANGLO AMERICAN PLC S	277	538
05606L100 BYD CO LTD UNSPONS A		
54211N101 LONDON STOCK EXCHANG	2,308	5,408
15234Q207 CENTRAIS ELETRICAS B	246	503
16950T102 CHINA MERCHANTS BANK	1,618	2,877

Investments Corporation Stock Schedule

Name of Stock	End of Year Book Value	End of Year Fair Market Value
00109C103 AGC INC UNSPONSORED	360	521
00971T101 AKAMAI TECHNOLOGIES	1,363	1,575
375204 ABB LTD SPONSORED	539	783
1317205 AIA GROUP LTD	2,248	3,144
10199503 AKZO NOBEL NV SPONSOR	541	793
15351109 ALEXION PHARMACEUTICA	3,012	4,218
15393101 ALFA LAVAL AB UNSPONS	304	461
18820100 ALLIANZ SE UNSPONSORE	2,759	3,328
20002101 ALLSTATE CORP	4,994	6,046
21244207 ALSTOM SA UNSPONSORED	384	535
22205108 ALUMINA LTD SPONSORED	1,086	1,607
45055100 ASHTEAD GROUP PLC UNS	1,749	4,548
49255805 ATLAS CORPCO AB SPONS	344	630
53015103 AUTOMATIC DATA PROCES	1,412	1,762
59520106 BANCO DE CHILE SPONSO	508	693
72743305 BAYERISCHE MOTOREN WE	1,495	2,730
86516101 BEST BUY COMPANY INC	4,972	7,584
99724106 BORGWARNER INC	2,430	4,019
110828100 BRITISH LAND SPONSOR	1,120	1,780
138006309 CANON INC SPONSORED	1,196	1,417
153766100 CENTRAL JAPAN RAI UN	1,271	1,216
171269103 CHUGAI PHARMACEUTICA	485	585
174610105 CITIZENS FINANCIAL G	1,907	3,075
177797305 CITY DEVELOPMENTS LT	261	294
191241108 COCA-COLA FEMSA SAB	796	922
200340107 COMERICA INC	1,416	2,011
204319107 CIE FINANCIERE RICH	2,363	3,848
205887102 CONAGRA BRANDS INC	1,957	2,502
217204106 COPART INC	1,141	2,036
237194105 DARDEN RESTAURANTS I	1,743	1,787

Investments Corporation Stock Schedule

Name of Stock	End of Year Book Value	End of Year Fair Market Value
254709108 DISCOVER FINL SVCS	5,009	11,769
297284200 ESSILORLUXOTTICA SA	2,632	3,421
398438408 GRIFOLS S.A. SPONSOR	1,502	1,586
400506101 GRUPO AEROPORTUARIO	419	890
418056107 HASBRO INC	3,821	4,958
423012301 HEINEKEN NV SPONS AD	1,298	1,899
433578507 HITACHI LTD SPONSORE	3,438	4,843
436106108 HOLLYFRONTIER CORP	1,706	2,249
443201108 HOWMET AEROSPACE INC	3,143	5,851
446150104 HUNTINGTON BANCSHARE	5,656	8,437
452308109 ILLINOIS TOOL WKS IN	8,716	12,641
455807107 INDUST & COMM BANK C	1,202	1,396
460690100 INTERPUBLIC GROUP CO	1,027	1,599
465254209 ISUZU MOTORS LIMITED	679	927
482480100 KLA CORP	1,069	3,107
512807108 LAM RESEARCH CORP	4,347	15,113
548661107 LOWES COS INC	10,823	10,433
552953101 MGM RESORTS INTERNAT	1,910	3,939
553491101 MS&AD INS GROUP HOLD	1,435	1,500
571903202 MARRIOTT INTERNATIONAL	1,429	1,979
578787103 MAZDA MTR CORP UNSPO	1,300	1,368
585464100 MELCO RESORTS & ENTE	396	445
592688105 METTLER-TOLEDO INTER	2,001	3,419
606822104 MITSUBISHI UFJ FINAN	3,508	3,983
606827202 MITSUI & CO LTD SPON	1,072	1,106
617446448 MORGAN STANLEY	8,131	15,762
629334103 NN GROUP NV UNSPONSO	267	431
639057108 NATWEST GROUP PLC SP	980	1,555
647581107 NEW ORIENTAL EDUCATI	529	1,672
651639106 NEWMONT CORP	5,641	5,989

Investments Corporation Stock Schedule

Name of Stock	End of Year Book Value	End of Year Fair Market Value
682736103 ONO PHARMACEUTICAL C	290	479
684060106 ORANGE	1,323	1,506
686330101 ORIX CORP SPONSORED	570	696
693475105 PNC FINL SVCS GROUP	8,691	11,920
698341203 PANDORA A/S SPONSORE	322	554
701094104 PARKER HANNIFIN CORP	2,466	4,631
715684106 TELEKOMUNIKASI INDON	1,276	1,740
743315103 PROGRESSIVE CORP	8,066	10,679
759530108 RELX PLC SPONSORED	1,861	2,367
760125104 RENTOKIL INITIAL PLC	356	570
780249108 KONINKLIJKE DSM NV S	1,350	2,205
780259107 ROYAL DUTCH SHELL PL	698	672
780641205 ROYAL KPN NEDERLAND	355	482
803021807 SANTOS LTD SPONSORED	765	1,330
803866300 SASOL LTD SPONSORED	480	2,702
808513105 CHARLES SCHWAB CORP	4,974	7,001
824348106 SHERWIN WILLIAMS CO	7,857	14,698
824667109 SHIONOGI & CO LTD UN	1,369	1,452
832696405 JM SMUCKER CO	1,196	1,387
833635105 SOCIEDAD QUIMICA MIN	271	687
854502101 STANLEY BLACK & DECK	2,623	3,928
864691209 SUEZ SPONSORED	893	1,728
874060205 TAKEDA PHARMACEUTICA	2,536	2,621
879382208 TELEFONICA SA SPONSO	1,832	2,121
881575302 TESCO PLC SPONSORED	2,228	2,698
886547108 TIFFANY & CO	5,089	6,047
890534100 TOP GLOVE CORP BHD S	452	443
927320101 VINCI SA UNSPONSORED	2,405	3,265
929160109 VULCAN MATERIALS CO	2,307	3,411
948596101 WEIBO CORP SPONSORED	540	574

Investments Corporation Stock Schedule

Name of Stock	End of Year Book Value	End of Year Fair Market Value
969457100 WILLIAMS COS INC	2,235	2,346
981064108 WOORI FINANCIAL GROU	1,913	2,190
984245100 YPF SOCIEDAD ANONIMA	695	898
7.4762E+106 QUANTA SERVICES IN	1,082	2,593
9.1311E+106 UNITED UTILITIES G	516	675
9.2343E+106 VERISIGN INC	5,563	6,925
5.8533E+107 MEITUAN UNSPONSORE	1,608	1,947
2.3328E+110 DNB ASA SPONSORED	885	1,608
2.8176E+112 EDWARDS LIFESCIENC	4,928	11,769
8.9151E+113 TOTAL SE SPONSORED	3,501	4,526
4.0051E+206 GRUPO AEROPORTUARI	275	495
5.545E+212 BHP BILLITON PLC SP	1,327	1,697
00215W100 ASE INDUSTRIAL HOLDI	1,352	1,880
00783V104 ADYEN NV UNSPONSORED	907	1,114
05965X109 BANCO SANTANDER CHIL	765	1,025
06684L103 BAOZUN INC SPONSORED	294	344
09247X101 BLACKROCK INC	8,740	14,431
09857L108 BOOKING HOLDINGS INC	12,044	17,818
10552T107 BRF SA SPONSORED	268	378
12637N204 CSL LTD SPONSORED	5,162	5,508
15639K300 CENTRICA PLC SPONSOR	265	385
19624Y200 COLOPLAST A/S SPONSO	1,477	2,819
20825C104 CONOCOPHILLIPS	6,186	7,478
21036P108 CONSTELLATION BRANDS	1,485	1,752
23355L106 DXC TECHNOLOGY CO	1,905	3,322
23381B106 DAIKIN INDUSTRIES UN	2,150	3,841
23405X209 DAITO TRUST CONSTRUC	488	470
25179M103 DEVON ENERGY CORPORA	5,211	12,854
25278X109 DIAMONDBACK ENERGY I	1,433	2,275
29786A106 ETSY INC	3,606	3,914

Investments Corporation Stock Schedule

Name of Stock	End of Year Book Value	End of Year Fair Market Value
30303M102 FACEBOOK INC-A	4,975	4,917
31428X106 FEDEX CORPORATION	1,276	1,298
33616C100 FIRST REPUBLIC BANK	7,513	13,371
35671D857 FREEPORT-MCMORAN INC	1,579	2,576
35952Q106 FUCHS PETROLUB SE AD	559	896
40052P107 GRUPO FINANCIERO BAN	263	583
41043C304 HANG SENG BK LTD SPO	875	865
41043M104 HANG LUNG PPTYS LTD	298	369
42550U109 HENKEL AG & CO KGAA	992	1,378
43300A203 HILTON WORLDWIDE HOL	2,840	4,450
44852D108 HUYA INC UNSPONSORED	231	319
45337C102 INCYTE CORPORATION	1,050	1,305
45672B305 INFORMA PLC SPONSORE	291	419
45687V106 INGERSOLL-RAND INC	1,240	2,415
45790H101 INPEX CORP UNSPONSOR	376	330
45857P806 INTERCONTINENTAL HOT	1,610	2,996
46591M109 JOYY INC	258	400
47030M106 JAMES HARDIE INDS-SP	1,180	3,263
50048T105 KONINKLIJKE VOPAK NV	1,368	1,668
53956W300 LOCALIZA RENT A CAR	310	697
54303R101 LONGFOR GROUP HOLDIN	872	986
55315J102 MMC NORILSK NICKEL P	393	504
64104Y106 NESTE OYJ UNSPONSORE	1,782	2,739
65487X102 NOAH HOLDINGS LTD SP	246	526
65528V107 NOKIAN RENKAAT OYJ U	411	757
68163W109 OLYMPUS CORP SPONSOR	614	1,585
69367U105 PT BANK MANDIRI PERS	906	1,531
70450Y103 PAYPAL HOLDINGS INC	20,412	47,543
71654V408 PETROLEO BRASILEIRO	844	1,628
73328P106 PORSCHE AUTOMOBIL UN	497	512

Investments Corporation Stock Schedule

Name of Stock	End of Year Book Value	End of Year Fair Market Value
74144T108 T ROWE PRICE GROUP I	8,572	14,079
74440L106 PRYSMIAN SPA UNSPONS	564	1,137
74728G605 QBE INS GROUP LTD SP	515	541
7591EP100 REGIONS FINANCIAL CO	2,081	2,805
78467K107 SSE PLC SPONSORED	954	1,361
80917Q106 SCOR SPONSORED	531	650
81663N206 SEMICONDUCTOR MANUF	474	1,632
83272W106 SMURFIT KAPPA GROUP	1,010	1,867
84265V105 SOUTHERN COPPER CORP	1,246	2,865
84473L105 SOUTH32 LTD SPONSORE	1,332	2,085
86210M106 STORA ENSO CORP SPON	661	1,396
86428V104 SUBARU CORP UNSPONSO	1,262	1,284
87873R101 TECHTRONIC INDS LTD	215	500
87969N204 TELSTRA CORP SPONSOR	1,852	2,120
87974R208 TEMENOS AG SPONSORED	1,026	1,275
88031M109 TENARIS SA SPONSORED	804	1,292
88034P109 TENCENT MUSIC ENTERT	335	404
88088L103 TERNA RETE ELETTRICA	555	738
88160R101 TESLA INC	45,172	45,869
88706T108 TIM SA SPONSORED	445	571
89465J109 TREASURY WINE ESTATE	512	609
89832Q109 TRUIST FINANCIAL COR	186,337	139,716
90184L102 TWITTER INC	1,522	1,787
90400P101 ULTRAPAR PARTICIPACO	315	557
92532F100 VERTEX PHARMACEUTICA	3,405	4,727
98421U108 XIAOMI CORP UNSPONSO	728	2,718
98887L105 ZALANDO SE UNSPONSOR	397	1,436
G0403H108 AON PLC	1,731	2,535
G25839104 COCA-COLA EUROPEAN P	517	648
G51502105 JOHNSON CONTROLS INT	4,518	7,175

Investments Corporation Stock Schedule

Name of Stock	End of Year Book Value	End of Year Fair Market Value
G8994E103 TRANE TECHNOLOGIES P	4,311	8,855
H01301128 ALCON INC	657	990
M53213100 ICL GROUP LTD	527	717
N00985106 AERCAP HOLDINGS NV	602	1,322
N3167Y103 FERRARI NV	1,388	2,066

TY 2020 Investments - Other Schedule

Name: W G RAOUL FOUNDATION IA
EIN: 58-6026051

Investments Other Schedule 2

Category/ Item	Listed at Cost or FMV	Book Value	End of Year Fair Market Value
92276F100 VENTAS INC	AT COST	1,898	3,237
74340W103 PROLOGIS INC	AT COST	7,319	11,262
997000TT1 XEROX CORP CL-ACT			
693390866 PIMCO TOTAL RETURN E	AT COST	915,083	940,040
929042109 VORNADO REALTY TRUST	AT COST	1,429	1,494
40414L109 HCP INC REIT			
9970015J7 FACEBOOK - AB DATA 2			
997001FA5 AMERICAN INTL GROUP			
94987W737 WFA ABSOLUTE RETURN			
758849103 REGENCY CENTERS CORP	AT COST	1,407	1,596
00191K500 AQR LONG-SHORT EQUIT			
53484101 AVALONBAY COMMUNITIES	AT COST	1,436	1,444
09260C604 BLACKROCK GLOBAL LON	AT COST	91,708	88,357
95040Q104 WELLTOWER INC REIT			
997000HZ0 MCKESSON/HBOC INC CL			
74925K367 ABBEY CAP FUTURES ST			
997001284 FEDERAL HOME LOAN 20			
44107P104 HOST HOTELS & RESORT			
78440X101 SL GREEN REALTY CORP	AT COST	5,880	7,448
101121101 BOSTON PPTYS INC REI			
09257V201 BLACKSTONE ALT MULTI			
G47791101 INGERSOLL-RAND PLC C			
172967424 CITIGROUP INC COM			
896945201 TRIPADVISOR INC COM			
G96629103 WILLIS TOWERS WATSON			
G47567105 IHS MARKIT LTD			
G51502105 JOHNSON CONTROLS INT			
046353108 ASTRAZENECA PLC SPON			
204409601 COMPANHIA ENERGETICA			
492051305 KEPPEL LTD SPONS ADR			

Investments Other Schedule 2

Category/ Item	Listed at Cost or FMV	Book Value	End of Year Fair Market Value
816078307 SEKISUI HOUSE ADR			
83175M205 SMITH & NEPHEW P L C			
87969N204 TELSTRA CORP LTD SPO			
126132109 CNOOC LTD SPONS ADR			
443251103 HOYA CORP SPONS ADR			
876568502 TATA MTRS LTD SPONS			
989825104 ZURICH INSURANCE GRO			
455793109 INDUSTRIA DE DISENO			
756568101 RED ELECTRICA CORP U			
485785109 KASIKORNBANK PUB CO			
45069P107 ITV PLC UNSPONS ADR			
87960M205 TELIASONERA AB UNSPO			
50048H101 KONE OYJ UNSPONS ADR			
682736103 ONO PHARMACEUTICAL C			
92857W308 VODAFONE GROUP SPONS			
92242Y100 VEDANTA LTD SPONS AD			
716830104 PEUGEOT SA UNPSONS A			
81663N206 SEMICONDUCTOR MANUF			
928854108 VOLVO AB B SHS UNSPO			
13961R100 CAPGEMINI SE UNSPONS			
629334103 NN GROUP NV UNSPONS			
98887L105 ZALANDO SE UNSPONS A			
006754204 ADECCO SA REG UNSPON			
626425102 MURATA MFG CO LTD UN			
553491101 MS&AD INSURANCE GROU			
48137C108 JULIUS BAER GROUP LT			
87936R106 TELEFONICA BRASIL SA			
857477103 STATE STREET CORP CO			
871829107 SYSCO CORP COM			
907818108 UNION PACIFIC CORP C			

Investments Other Schedule 2

Category/ Item	Listed at Cost or FMV	Book Value	End of Year Fair Market Value
918204108 V F CORP COM			
647581107 NEW ORIENTAL ED & TE			
296036304 ERSTE GROUP BANK AG			
60687Y109 MIZUHO FINL GROUP IN			
784375404 SKF AB SPONS ADR			
29265W207 ENEL SOCIETA PER AZI			
120738406 BUNZL PUB LTD CO ADR			
48241A105 KB FINL GROUP INC AD			
037833100 APPLE INC COM			
058498106 BALL CORP COM			
060505104 BANK OF AMERICA CORP			
110122108 BRISTOL MYERS SQUIBB			
171340102 CHURCH & DWIGHT INC			
444859102 HUMANA INC COM			
482480100 KLA TENCOR CORP COM			
380131318 GMO BENCHMARK-FREE A			
855244109 STARBUCKS CORP COM			
571748102 MARSH & MCLENNAN INC			
579780206 MCCORMICK & CO INC C			
615369105 MOODYS CORP COM			
755111507 RAYTHEON CO NEW COM			
806857108 SCHLUMBERGER LTD COM			
059578104 BANCO DO BRASIL SA S			
000304105 AAC TECH HOLDINGS UN			
015393101 ALFA LAVAL AB UNSPON			
16939P106 CHINA LIFE INS CO LT			
69343P105 LUKOIL PJSC SPONS AD			
526250105 LENOVO GROUP LTD SPO			
40053W101 GRUPO AVAL ACCIONES			
G25839104 COCA-COLA EUROPEAN P			

Investments Other Schedule 2

Category/ Item	Listed at Cost or FMV	Book Value	End of Year Fair Market Value
636274409 NATIONAL GRID PLC SP			
00850M102 AGRICULTURAL BK UNSP			
904678406 UNICREDIT SPA UNSPON			
00215W100 ASE INDUSTRIAL HOLDI			
225313105 CREDIT AGRICOLE SA A			
438550303 HONG KONG & CHINA GA			
021244207 ALSTOM SA UNSPONS AD			
202712600 COMMONWEALTH BANK OF			
911312106 UNITED PARCEL SVC IN			
25243Q205 DIAGEO PLC SPONS ADR			
344419106 FOMENTO ECONOMICO ME			
497350306 KIRIN BREWERY LTD AD			
500631106 KEPCO-KOREA ELECTRIC			
803866300 SASOL LTD SPONS ADR			
86676H302 SUN HUNG KAI PPTYS L			
059460303 BANCO BRADESCO SPONS			
606783207 MITSUBISHI ESTATE LT			
50186V102 LG PHILIPS LCD CO LT			
889094108 TOKIO MARINE HLDGS A			
G5494J103 LINDE PLC			
018805101 ALLIANZ SE ADR			
035128206 ANGLOGOLD ASHANTI LT			
054536107 AXA SA SPONS ADR			
225401108 CREDIT SUISSE GROUP			
433578507 HITACHI LTD ADR			
502117203 L'OREAL SA UNSPONS A			
670100205 NOVO NORDISK AS ADR			
693483109 POSCO SPONS ADR			
74435K204 PRUDENTIAL PLC ADR			
775781206 ROLLS-ROYCE HLDGS PL			

Investments Other Schedule 2

Category/ Item	Listed at Cost or FMV	Book Value	End of Year Fair Market Value
78440P108 SK TELECOM CO LTD SP			
835699307 SONY CORP ADR			
780259206 ROYAL DUTCH SHELL PL			
049255706 ATLAS COPCO AB SPONS			
82929R304 SINGAPORE TELECOMMUN			
62474M108 MTN GROUP LTD SPONS			
30215C101 EXPERIAN PLC SPONS A			
833792104 SODEXO ADR			
890880206 TORAY INDS INC ADR			
980228308 WOODSIDE PETE LTD AD			
59410T106 MICHELIN COMPAGNIE G			
09062X103 BIOGEN IDEC INC COM			
099724106 BORG WARNER INC COM			
101137107 BOSTON SCIENTIFIC CO			
231021106 CUMMINS INC COM			
254687106 WALT DISNEY CO COM			
28176E108 EDWARDS LIFESCIENCES			
501044101 KROGER CO COM			
518439104 ESTEE LAUDER COS INC			
539830109 LOCKHEED MARTIN CORP			
571903202 MARRIOTT INTL INC NE			
723787107 PIONEER NATURAL RESO			
744320102 PRUDENTIAL FINL INC			
79466L302 SALESFORCE COM INC C			
42281P205 HEIDELBERGCEMENT AG			
80585Y308 SBERBANK SPONS ADR			
87184P109 SYSMEX CORP UNSPONS			
92937A102 WPP PLC SPONS ADR			
971433107 WILMAR INTERNATIONAL			
30161N101 EXELON CORP COM			

Investments Other Schedule 2

Category/ Item	Listed at Cost or FMV	Book Value	End of Year Fair Market Value
369604103 GENERAL ELEC CO COM			
427866108 HERSHEY CO COM			
437076102 HOME DEPOT INC COM			
452308109 ILLINOIS TOOL WKS IN			
460146103 INTERNATIONAL PAPER			
574599106 MASCO CORP COM			
68389X105 ORACLE CORP COM			
693475105 PNC FINL SVCS GROUP			
74144T108 PRICE T ROWE GROUP I			
742718109 PROCTER & GAMBLE CO			
744573106 PUBLIC SVC ENTERPRIS			
808513105 SCHWAB CHARLES CORP			
824348106 SHERWIN WILLIAMS CO			
606776201 MITSUBISHI ELECTRIC			
670875509 OMV AG BEARER SHS SP			
00130H105 AES CORP COM			
020002101 ALLSTATE CORP COM			
032654105 ANALOG DEVICES INC C			
037411105 APACHE CORP COM			
143658300 CARNIVAL CORP PANAMA			
205887102 CONAGRA FOODS INC CO			
21036P108 CONSTELLATION BRANDS			
244199105 DEERE & CO COM			
26875P101 EOG RESOURCES INC CO			
29364G103 ENTERGY CORP COM			
86959X107 SUZUKI MOTOR CORP UN			
20449X401 COMPASS GROUP PLC SP			
20440W105 COMPANHIA SIDERURGIC			
36840V109 GEBERIT AG UNSPONS A			
010199503 AKZO NOBEL NV SPONS			

Investments Other Schedule 2

Category/ Item	Listed at Cost or FMV	Book Value	End of Year Fair Market Value
824551105 SHIN ETSU CHEM CO LT			
92852T201 VIVENDI SA UNSPONS A			
455807107 INDUSTRIAL & COML BK			
870886108 SWISS RE LTD SPONS A			
83238P203 SMITHS GROUP PLC SPO			
90420M104 UMICORE SA UNSPONS A			
40065W107 GUANGSHEN RY LTD SPO			
89677Q107 TRIP.COM GROUP LTD S			
37636P108 GIVAUDAN SA ADR			
23636T100 DANONE SA SPONS ADR			
31188H101 FAST RETAILING CO LT			
80917Q106 SCOR SPONS ADR			
865612105 SUMITOMO CHEM CO LTD			
874060205 TAKEDA PHARMACEUTICA			
953432101 WEST JAPAN RAILWAY C			
29274F104 ENERSIS SA SPONS ADR			
030420103 AMERICAN WTR WKS CO			
65339F101 NEXTERA ENERGY INC C			
436106108 HOLLYFRONTIER CORP C			
693656100 PVH CORP COM			
G0408V102 AON PLC ORD COM			
609207105 MONDELEZ INTL INC CO			
G5960L103 MEDTRONIC PLC			
30040W108 EVERSOURCE ENERGY			
G87110105 TECHNIPFMC LTD			
G6095L109 APTIV PLC			
088606108 BHP BILLITON LTD SPO			
12626K203 CRH PLC SPONS ADR			
151290889 CEMEX SAB DE CV SPON			
16941R108 CHINA PETE & CHEM CO			

Investments Other Schedule 2

Category/ Item	Listed at Cost or FMV	Book Value	End of Year Fair Market Value
45662N103 INFINEON TECHNOLOGIE			
641069406 NESTLE SA SPONS ADR			
65535H208 NOMURA HLDGS INC ADR			
76026T205 REPSOL YPF SA ADR			
824841407 SHISEIDO LTD ADR			
55354G100 MSCI INC CL A COM			
33616C100 FIRST REP BK SAN FRA			
00287Y109 ABBVIE INC COM			
42824C109 HEWLETT PACKARD ENTE			
78409V104 S&P GLOBAL INC			
26614N102 DUPONT DE NEMOURS IN			
42250P103 HEALTHPEAK PROPERTIE	AT COST	3,499	4,625
D18190898 DEUTSCHE BANK AG REG			
022205108 ALUMINA LTD ADR			
24872B100 DENSO CORP ADR			
89832Q109 TRUIST FINANCIAL COR			
882508104 TEXAS INSTRS INC COM			
92220P105 VARIAN MEDICAL SYS I			
94106L109 WASTE MANAGEMENT INC			
969457100 WILLIAMS COS INC COM			
98389B100 XCEL ENERGY INC COM			
55616P104 MACY'S INC COM			
58933Y105 MERCK AND INC COM			
G7945M107 SEAGATE TECHNOLOGY C			
G7S00T104 PENTAIR PLC			
G0177J108 ALLERGAN PLC			
268353109 ENERGIAS DE PORTUGAL			
282579309 EISAI CO LTD SPONS A			
40049J206 GRUPO TELEVISA SA DE			
501556203 KYOCERA CORP ADR			

Investments Other Schedule 2

Category/ Item	Listed at Cost or FMV	Book Value	End of Year Fair Market Value
654902204 NOKIA CORP SPONS ADR			
871013108 SWISSCOM AG SPONS AD			
297284200 ESSILOR INTL ADR			
35958N107 FUJI FILM HLDGS CORP			
715684106 PT TELEKOMUNIKASI IN			
654090109 NIDEC CORP SPONS ADR			
110828100 BRITISH LAND CO PLC			
91311E102 UNITED UTILITIES GRO			
V7780T103 ROYAL CARIBBEAN CRUI			
009158106 AIR PRODUCTS & CHEMI			
023135106 AMAZON INC COM			
038222105 APPLIED MATLS INC CO			
053015103 AUTOMATIC DATA PROCE			
166764100 CHEVRON CORP COM			
194162103 COLGATE PALMOLIVE CO			
278642103 EBAY INC COM			
363576109 GALLAGHER ARTHUR J C			
452327109 ILLUMINA INC COM			
46625H100 JP MORGAN CHASE AND			
478160104 JOHNSON & JOHNSON CO			
637071101 NATIONAL OILWELL VAR			
743315103 PROGRESSIVE CORP OHI			
747525103 QUALCOMM CORP COM			
N07059210 ASML HLDG NV NY REG			
756255204 RECKITT BENCKISER-SP			
78392U105 RYOHIN KEIKAKU CO UN			
G2519Y108 CREDICORP LIMITED			
N3167Y103 FERRARI NV			
236363206 DANSKE BANK A/S SPON			
98850P109 YUM CHINA HOLDINGS I			

Investments Other Schedule 2

Category/ Item	Listed at Cost or FMV	Book Value	End of Year Fair Market Value
315437103 FERROVIAL SA UNSPONS			
05968L102 BANCOLOMBIA S.A. SPO			
071813109 BAXTER INTL INC COM			
125896100 CMS ENERGY CORP COM			
277432100 EASTMAN CHEMICAL CO			
302491303 FMC CORP COM NEW			
715318101 PERSIMMON PLC UNSPON			
69367X109 PT ASTRA INTL UNSPON			
00089H106 ACS ACTIVIDADES DE C			
589339209 MERCK KGAA SPONS ADR			
819882309 SHARP CORPORATION UN			
29446M102 EQUINOR ASA SPONS AD			
169403201 CHINA OVERSEAS LD LT			
830505301 SKANDINAVISKA ENSKIL			
045387107 ASSA ABLOY AB UNSPON			
45790H101 INPEX CORP UNSPONS A			
001317205 AIA GROUP LTD SPONS			
86803T104 SUNTORY BVRGE & FOOD			
01609W102 ALIBABA GROUP HOLDIN			
69367J100 PT SEMEN INDONESIA T			
17133Q502 CHUNGHWA TELECOM LTD			
19624Y101 COLOPLAST A/S UNSPON			
58502K106 MEDIOBANCA SPA UNSPO			
002255107 AU OPTRONICS CORP SP			
059520106 BANCO DE CHILE SPONS			
107180101 BRENNTAG AG UNSPONS			
204448104 CIA DE MINAS BUENAVE			
876629205 TATNEFT PAO SPONS AD			
83546A203 SONIC HEALTHCARE LTD			
698341203 PANDORA A/S SPONS AD			

Investments Other Schedule 2

Category/ Item	Listed at Cost or FMV	Book Value	End of Year Fair Market Value
65473P105 NISOURCE INC COM			
666807102 NORTHROP GRUMMAN COR			
67066G104 NVIDIA CORP COM			
713448108 PEPSICO INC COM			
74251V102 PRINCIPAL FINL GROUP			
81211K100 SEALED AIR CORP COM			
816851109 SEMPRA ENERGY COM			
80007R105 SANDS CHINA LTD UNSP			
34959A206 FORTESCUE METALS SPO			
689164101 OTSUKA HOLDINGS LIMI			
962257408 WHARF HLDGS LTD UNSP			
23328E106 DNB ASA SPONS ADR			
04962A105 ATOS ORIGIN SA UNSPO			
910873405 UNITED MICROELECTRON			
69366X100 PT BANK RAKYAT INDON			
16942A302 CHINA SHENHUA ENERGY			
201712304 COMMERCIAL INTL BK S			
485537401 KAO CORP UNSPONS ADR			
65558R109 NORDEA BANK ABP SPON			
524671104 LEGRAND SA UNSPONS A			
251542106 DEUTSCHE BOERSE ADR			
48667L106 KDDI CORP			
25157Y202 DEUTSCHE POST AG SPO			
465717106 ITOCHU CORP UNSPONS			
89465J109 TREASURY WINE ESTATE			
92532F100 VERTEX PHARMACEUTICA			
G491BT108 INVESCO LTD BERMUDA			
92345Y106 VERISK ANALYTICS INC			
910047109 UNITED CONTINENTAL H			
49456B101 KINDER MORGAN INC CO			

Investments Other Schedule 2

Category/ Item	Listed at Cost or FMV	Book Value	End of Year Fair Market Value
61945C103 MOSAIC CO COM			
G0176J109 ALLEGION PLC			
174610105 CITIZENS FINANCIAL G			
02079K107 ALPHABET INC CL C			
03965L100 ARCONIC INC			
876030107 TAPESTRY INC			
000375204 ABB LTD SPONS ADR			
072730302 BAYER AG SPONS ADR R			
904767704 UNILEVER PLC ADR NEW			
961214301 WESTPAC BANKING CORP			
056752108 BAIDU INC SPONS ADR			
15639K300 CENTRICA PLC SPONS A			
606822104 MITSUBISHI UFJ FINL			
501173207 KUBOTA LTD SPONS ADR			
654802206 NITTO DENKO CORP UNS			
233806306 DAI NIPPON PRTG LTD			
00724F101 ADOBE SYSTEMS INC CO			
086516101 BEST BUY INC COM			
824596100 SHINHAN FINL GROUP C			
00687A107 ADIDAS AG SPONS ADR			
05545E209 BHP BILLITON PLC ADR			
41043M104 HANG LUNG PPTYS LTD			
929160109 VULCAN MATLS CO COM			
00206R102 AT&T INC COM			
904311107 UNDER ARMOUR INC CL			
854502101 STANLEY BLACK & DECK			
90184L102 TWITTER INC			
931427108 WALGREENS BOOTS ALLI			
05722G100 BAKER HUGHES, A GE C			
138006309 CANON INC ADR			

Investments Other Schedule 2

Category/ Item	Listed at Cost or FMV	Book Value	End of Year Fair Market Value
607409109 MOBILE TELESYSTEMS O			
210771200 CONTINENTAL AG SPONS			
492089107 KERING SA UNSPONS AD			
465254209 ISUZU MOTORS LIMITED			
12545M207 CHR HANSEN HOLDINGS			
05541J103 BB SEGURIDADE PARTIC			
108441205 BRIDGESTONE CORP			
00435F309 ACCOR SA SPONS ADR			
L44385109 GLOBANT SA			
853118206 STANDARD BK GROUP LT			
105105209 BRAMBLES LTD SPONS A			
759530108 RELX PLC SPONS ADR			
82929W105 SINGAPORE EXCHANGE L			
03485P300 ANGLO AMERICAN PLC S			
364097105 GALP ENERGIA SGPS SA			
54211N101 LONDON STOCK EXCHANG			
423008101 HEINEKEN HOLDING NV			
50048T105 KONINKLIJKE VOPAK NV			
15234Q207 CENTRAIS ELETRICAS B			
16950T102 CHINA MERCHANTS BANK			
00109C103 AGC INC UNSPONS ADR			
98421U108 XIAOMI CORP UNSPONS			
915436208 UPM KYMMENE OYJ UNSP			
54338V101 LONZA GROUP AG ADR			
81783H105 SEVEN & I HLDGS CO L			
279158109 ECOPETROL SA SPONS A			
88032Q109 TENCENT HLDGS LTD UN			
92933J107 WM MORRISON SUPERMAR			
05382A104 AVIVA PLC SPONS ADR			
144430204 CARREFOUR SA SPONS A			

Investments Other Schedule 2

Category/ Item	Listed at Cost or FMV	Book Value	End of Year Fair Market Value
23381D102 DAIICHI SANKYO CO LT			
88579Y101 3M CO COM			
886547108 TIFFANY & CO COM NEW			
247361702 DELTA AIR LINES INC			
92826C839 VISA INC CL A COM			
70450Y103 PAYPAL HOLDINGS INC			
G6518L108 NIELSEN HOLDINGS PLC			
02079K305 ALPHABET INC CL A			
05523R107 BAE SYS PLC SPONS AD			
485170302 KANSAS CITY SOUTHERN			
493267108 KEYCORP COM NEW			
494368103 KIMBERLY-CLARK CORP			
594918104 MICROSOFT CORP COM			
617446448 MORGAN STANLEY COM			
682680103 ONEOK INC COM			
693506107 PPG INDUSTRIES INC C			
75886F107 REGENERON PHARMACEUT			
776696106 ROPER INDS INC COM N			
844741108 SOUTHWEST AIRLS CO C			
92763W103 VIPSHOP HLDGS LTD SP			
892331307 TOYOTA MTR CORP ADR			
977874205 WOLTERS KLUWER NV SP			
984851204 YARA INTL ASA SPONS			
84265V105 SOUTHERN COPPER CORP			
92334N103 VEOLIA ENVIRONNEMENT			
46115H107 INTESA SANPAOLO-SPON			
42550U208 HENKEL KG & CO KGAA			
234062206 DAIWA HOUSE IND LTD			
192446102 COGNIZANT TECH SOLUT			
35671D857 FREEPORT-MCMORAN COP			

Investments Other Schedule 2

Category/ Item	Listed at Cost or FMV	Book Value	End of Year Fair Market Value
370334104 GENERAL MILLS INC CO			
458140100 INTEL CORP COM			
684060106 ORANGE SPONS ADR			
682151303 OMRON CORP SPONS ADR			
47215P106 JD COM INC SPONS ADR			
204280309 COMPAGNIE DE ST GOBA			
471059105 JAPAN EXCHANGE GROUP			
72341E304 PING AN INSURANCE SP			
868861105 SURGUTNEFTEGAZ SPONS			
90400P101 ULTRAPAR PARTICIPACO			
631512209 NASPERS LTD SPONS AD			
021090204 ALPS ELECTRIC CO LTD			
981064108 WOORI FINANCIAL GROU			
43858F109 HONG KONG EXCHANGES			
04623U102 ASTELLAS PHARMA INC			
80687P106 SCHNEIDER ELEC SA AD			
234064301 DAIWA SECS GROUP INC			
N6596X109 NXP SEMICONDUCTORS N			
204319107 COMPAGNIE FIN RICHEM			
47030M106 JAMES HARDIE INDS-SP			
891493306 TOSHIBA CORP UNSPONS			
78467K107 SSE PLC SPONS ADR			
12082W204 BURBERRY GROUP PLC S			
686331109 ORKLA ASA SPONS ADR			
714264207 PERNOD-RICARD SA UNS			
872540109 TJX COS INC COM NEW			
91324P102 UNITEDHEALTH GROUP I			
92343V104 VERIZON COMMUNICATIO			
962166104 WEYERHAEUSER CO	AT COST	5,301	8,517
064058100 BANK OF NEW YORK MEL			

Investments Other Schedule 2

Category/ Item	Listed at Cost or FMV	Book Value	End of Year Fair Market Value
G1151C101 ACCENTURE PLC CL A C			
56585A102 MARATHON PETROLEUM C			
98419M100 XYLEM INC COM			
G29183103 EATON CORP PLC COM			
29444U700 EQUINIX INC	AT COST	5,947	12,141
24906P109 DENTSPLY SIRONA INC			
43300A203 HILTON WORLDWIDE HOL			
23355L106 DXC TECHNOLOGY CO			
09857L108 BOOKING HOLDINGS INC			
02364W105 AMERICA MOVIL SA DE			
052528304 AUSTRALIA AND ZEALAN			
20441A102 COMPANHIA DE SANEAME			
45104G104 ICICI BANK LTD ADR			
68163W109 OLYMPUS CORP ADR			
71654V101 PETROLEO BRASILEIRO			
803054204 SAP AG SPONS ADR			
813113206 SECOM LTD ADR			
826197501 SIEMENS AG SPONS ADR			
874039100 TAIWAN SEMICONDUCTOR			
89151E109 TOTAL SA SPONS ADR			
043400100 ASAHI KASEI CORP ADR			
62942M201 NTT DOCOMO INC SPONS			
256135203 DR REDDYS LABS LTD S			
26874R108 ENI SPA SPONS ADR			
654624105 NIPPON TELEG & TEL C			
881575302 TESCO PLC SPONS ADR			
93114W107 WAL-MART DE MEXICO S			
97651M109 WIPRO LTD SPONS ADR			
900111204 TURKCELL ILETISIM HI			
450737101 IBERDROLA SA SPONS A			

Investments Other Schedule 2

Category/ Item	Listed at Cost or FMV	Book Value	End of Year Fair Market Value
925458101 VESTAS WIND SYS ADR			
002824100 ABBOTT LABS COM			
00846U101 AGILENT TECHNOLOGIES			
172908105 CINTAS CORP COM			
189054109 CLOROX CO COM			
20030N101 COMCAST CORP COM CL			
200340107 COMERICA INC COM			
500255104 KOHLS CORP COM			
512807108 LAM RESEARCH CORP CO			
534187109 LINCOLN NATL CORP IN			
655044105 NOBLE ENERGY INC COM			
701094104 PARKER HANNIFIN CORP			
723484101 PINNACLE WEST CAP CO			
7591EP100 REGIONS FINL CORP NE			
773903109 ROCKWELL AUTOMATION			
832696405 SMUCKER J M CO COM N			
927320101 VINCI SA UNSPONS ADR			
273202101 EAST JAPAN RAILWAY C			
626188106 MUNICH RE GROUP UNSP			
011659109 ALASKA AIR GROUP INC			
025537101 AMERICAN ELEC PWR IN			
053611109 AVERY DENNISON CORP			
075887109 BECTON DICKINSON & C			
115637209 BROWN FORMAN CORP CL			
126650100 CVS CAREMARK CORP CO			
17275R102 CISCO SYS INC COM			
209115104 CONSOLIDATED EDISON			
233331107 DTE ENERGY CO COM			
25179M103 DEVON ENERGY CORP CO			
30231G102 EXXON MOBIL CORP COM			

Investments Other Schedule 2

Category/ Item	Listed at Cost or FMV	Book Value	End of Year Fair Market Value
38141G104 GOLDMAN SACHS GROUP			
384802104 GRAINGER W W INC COM			
416515104 HARTFORD FINL SVCS G			
440452100 HORMEL FOODS CORP CO			
459200101 INTERNATIONAL BUSINE			
552953101 MGM RESORTS INTL COM			
629377508 NRG ENERGY INC COM N			
654106103 NIKE INC CL B COM			
655664100 NORDSTROM INC COM			
670346105 NUCOR CORP COM			
761152107 RESMED INC COM			
90460M204 UNICHARM CORP SPONS			
142795202 CARLSBERG A/S SPONS			
86959C103 SVENSKA HANDELSBANKE			
45684W107 INGENICO UNSPONS ADR			
251566105 DEUTSCHE TELEKOM AG			
294821608 ERICSSON AMERICAN DE			
456788108 INFOSYS TECHNOLOGIES			
456837103 ING GROEP NV ADR			
466249208 J SAINSBURY PLC ADR			
500458401 KOMATSU LTD ADR			
500472303 KONINKLIJKE PHILIPS			
539439109 LLOYDS BANKING GROUP			
632525408 NATIONAL AUSTRALIA B			
71646E100 PETROCHINA CO LTD AD			
771195104 ROCHE HLDG LTD ADR			
15271109 ALEXANDRIA REAL ESTAT	AT COST	3,546	4,456
09250J734 BLACKROCK EVENT DRIV	AT COST	164,037	168,956

TY 2020 Other Decreases Schedule**Name:** W G RAOUL FOUNDATION IA**EIN:** 58-6026051

Description	Amount
COST BASIS ADJUSTMENT	3,069
2020 TRANSACTIONS POSTED IN 2021	2,215
WASH SALE ADJUSTMENT	91

TY 2020 Other Expenses Schedule**Name:** W G RAOUL FOUNDATION IA**EIN:** 58-6026051**Other Expenses Schedule**

Description	Revenue and Expenses per Books	Net Investment Income	Adjusted Net Income	Disbursements for Charitable Purposes
OTHER EXPENSES	837	837		0
OTHER NON-ALLOC EXPENSES	4	4		0

TY 2020 Other Increases Schedule**Name:** W G RAOUL FOUNDATION IA**EIN:** 58-6026051**Other Increases Schedule**

Description	Amount
RETEURN OF CAPITAL ADJUSTMENT	476
2019 TRANSACTIONS POSTED IN 2020	2,605
ROUNDING	11
MUTUAL FUND ADJUSTMENT	115

TY 2020 Other Professional Fees Schedule**Name:** W G RAOUL FOUNDATION IA**EIN:** 58-6026051

Category	Amount	Net Investment Income	Adjusted Net Income	Disbursements for Charitable Purposes
INVESTMENT MANAGEMENT FEES	28,952	28,952		

TY 2020 Taxes Schedule**Name:** W G RAOUL FOUNDATION IA**EIN:** 58-6026051**Taxes Schedule**

Category	Amount	Net Investment Income	Adjusted Net Income	Disbursements for Charitable Purposes
FOREIGN TAXES	2,144	2,144		0
FEDERAL TAX PAYMENT - PRIOR YE	1,172	0		0
FEDERAL ESTIMATES - PRINCIPAL	1,527	0		0
FOREIGN TAXES ON QUALIFIED FOR	31	31		0