

For calendar year 2019, or tax year beginning 12-01-2019, and ending 11-30-2020

Name of foundation GEORGE R KENDALL FOUNDATION XXXXX3004		A Employer identification number 36-6403376	
Number and street (or P.O. box number if mail is not delivered to street address) 10 S DEARBORN IL1-0111		Room/suite	B Telephone number (see instructions) (800) 496-2583
City or town, state or province, country, and ZIP or foreign postal code CHICAGO, IL 60603		C If exemption application is pending, check here <input type="checkbox"/>	
G Check all that apply: <input type="checkbox"/> Initial return <input type="checkbox"/> Final return <input type="checkbox"/> Address change <input type="checkbox"/> Initial return of a former public charity <input type="checkbox"/> Amended return <input type="checkbox"/> Name change		D 1. Foreign organizations, check here..... <input type="checkbox"/> 2. Foreign organizations meeting the 85% test, check here and attach computation ... <input type="checkbox"/>	
H Check type of organization: <input checked="" type="checkbox"/> Section 501(c)(3) exempt private foundation <input type="checkbox"/> Section 4947(a)(1) nonexempt charitable trust <input type="checkbox"/> Other taxable private foundation		E If private foundation status was terminated under section 507(b)(1)(A), check here <input type="checkbox"/>	
I Fair market value of all assets at end of year (from Part II, col. (c), line 16) ▶\$ 13,040,196		F If the foundation is in a 60-month termination under section 507(b)(1)(B), check here <input type="checkbox"/>	
J Accounting method: <input type="checkbox"/> Cash <input type="checkbox"/> Accrual <input type="checkbox"/> Other (specify) _____ (Part I, column (d) must be on cash basis.)			

Part I Analysis of Revenue and Expenses (The total of amounts in columns (b), (c), and (d) may not necessarily equal the amounts in column (a) (see instructions).)		(a) Revenue and expenses per books	(b) Net investment income	(c) Adjusted net income	(d) Disbursements for charitable purposes (cash basis only)
Revenue	1 Contributions, gifts, grants, etc., received (attach schedule)				
	2 Check <input checked="" type="checkbox"/> if the foundation is not required to attach Sch. B				
	3 Interest on savings and temporary cash investments				
	4 Dividends and interest from securities . . .	313,957	312,394		
	5a Gross rents				
	b Net rental income or (loss)				
	6a Net gain or (loss) from sale of assets not on line 10	462,382			
	b Gross sales price for all assets on line 6a				
		4,947,986			
	7 Capital gain net income (from Part IV, line 2) . . .		462,382		
	8 Net short-term capital gain			0	
	9 Income modifications				
Operating and Administrative Expenses	10a Gross sales less returns and allowances				
	b Less: Cost of goods sold				
	c Gross profit or (loss) (attach schedule)				
	11 Other income (attach schedule)				
	12 Total. Add lines 1 through 11	776,339	774,776		
	13 Compensation of officers, directors, trustees, etc.	185,217	102,834		82,383
	14 Other employee salaries and wages		0	0	0
	15 Pension plans, employee benefits		0	0	
	16a Legal fees (attach schedule)				0
	b Accounting fees (attach schedule)				
	c Other professional fees (attach schedule)				0
	17 Interest				0
	18 Taxes (attach schedule) (see instructions)	8,965	4,816		0
	19 Depreciation (attach schedule) and depletion	0	0		
	20 Occupancy				
	21 Travel, conferences, and meetings		0	0	
	22 Printing and publications		0	0	
	23 Other expenses (attach schedule)	15			15
	24 Total operating and administrative expenses. Add lines 13 through 23	194,197	107,650	0	82,398
	25 Contributions, gifts, grants paid	1,006,334			1,006,334
	26 Total expenses and disbursements. Add lines 24 and 25	1,200,531	107,650	0	1,088,732
	27 Subtract line 26 from line 12:				
	a Excess of revenue over expenses and disbursements	-424,192			
	b Net investment income (if negative, enter -0-)		667,126		
				0	

Part II Balance Sheets		Attached schedules and amounts in the description column should be for end-of-year amounts only. (See instructions.)		
		Beginning of year	End of year	
		(a) Book Value	(b) Book Value	(c) Fair Market Value
Assets	1 Cash—non-interest-bearing	10,067	9,503	9,503
	2 Savings and temporary cash investments	186,812	136,741	136,741
	3 Accounts receivable ▶ _____ Less: allowance for doubtful accounts ▶ _____		0	0
	4 Pledges receivable ▶ _____ Less: allowance for doubtful accounts ▶ _____			
	5 Grants receivable			
	6 Receivables due from officers, directors, trustees, and other disqualified persons (attach schedule) (see instructions)			
	7 Other notes and loans receivable (attach schedule) ▶ _____ Less: allowance for doubtful accounts ▶ _____ 0			
	8 Inventories for sale or use			
	9 Prepaid expenses and deferred charges			
	10a Investments—U.S. and state government obligations (attach schedule)			
	b Investments—corporate stock (attach schedule)	5,482,203	4,992,228	7,227,341
	c Investments—corporate bonds (attach schedule)	5,234,099	5,350,499	5,666,611
	11 Investments—land, buildings, and equipment: basis ▶ _____ Less: accumulated depreciation (attach schedule) ▶ _____			
	12 Investments—mortgage loans			
	13 Investments—other (attach schedule)			0
	14 Land, buildings, and equipment: basis ▶ _____ Less: accumulated depreciation (attach schedule) ▶ _____			
15 Other assets (describe ▶ _____)				
16 Total assets (to be completed by all filers—see the instructions. Also, see page 1, item I)	10,913,181	10,488,971	13,040,196	
Liabilities	17 Accounts payable and accrued expenses			
	18 Grants payable			
	19 Deferred revenue			
	20 Loans from officers, directors, trustees, and other disqualified persons			
	21 Mortgages and other notes payable (attach schedule)			
	22 Other liabilities (describe ▶ _____)			
	23 Total liabilities (add lines 17 through 22)		0	
Net Assets or Fund Balances	Foundations that follow FASB ASC 958, check here ▶ <input type="checkbox"/> and complete lines 24, 25, 29 and 30.			
	24 Net assets without donor restrictions			
	25 Net assets with donor restrictions			
	Foundations that do not follow FASB ASC 958, check here ▶ <input checked="" type="checkbox"/> and complete lines 26 through 30.			
	26 Capital stock, trust principal, or current funds	10,913,181	10,488,971	
	27 Paid-in or capital surplus, or land, bldg., and equipment fund			
	28 Retained earnings, accumulated income, endowment, or other funds			
	29 Total net assets or fund balances (see instructions)	10,913,181	10,488,971	
30 Total liabilities and net assets/fund balances (see instructions) .	10,913,181	10,488,971		

Part III Analysis of Changes in Net Assets or Fund Balances

1 Total net assets or fund balances at beginning of year—Part II, column (a), line 29 (must agree with end-of-year figure reported on prior year's return)	1	10,913,181
2 Enter amount from Part I, line 27a	2	-424,192
3 Other increases not included in line 2 (itemize) ▶ _____	3	1,337
4 Add lines 1, 2, and 3	4	10,490,326
5 Decreases not included in line 2 (itemize) ▶ _____	5	1,355
6 Total net assets or fund balances at end of year (line 4 minus line 5)—Part II, column (b), line 29 .	6	10,488,971

Part IV Capital Gains and Losses for Tax on Investment Income

(a) List and describe the kind(s) of property sold (e.g., real estate, 2-story brick warehouse; or common stock, 200 shs. MLC Co.)	(b) How acquired P—Purchase D—Donation	(c) Date acquired (mo., day, yr.)	(d) Date sold (mo., day, yr.)
1a See Additional Data Table			
b			
c			
d			
e			

(e) Gross sales price	(f) Depreciation allowed (or allowable)	(g) Cost or other basis plus expense of sale	(h) Gain or (loss) (e) plus (f) minus (g)
a See Additional Data Table			
b			
c			
d			
e			

Complete only for assets showing gain in column (h) and owned by the foundation on 12/31/69			(l) Gains (Col. (h) gain minus col. (k), but not less than -0-) or Losses (from col.(h))
(i) F.M.V. as of 12/31/69	(j) Adjusted basis as of 12/31/69	(k) Excess of col. (i) over col. (j), if any	
a See Additional Data Table			
b			
c			
d			
e			

2 Capital gain net income or (net capital loss)	{ If gain, also enter in Part I, line 7 If (loss), enter -0- in Part I, line 7 }	2	462,382
3 Net short-term capital gain or (loss) as defined in sections 1222(5) and (6): If gain, also enter in Part I, line 8, column (c) (see instructions). If (loss), enter -0- in Part I, line 8		3	

Part V Qualification Under Section 4940(e) for Reduced Tax on Net Investment Income

(For optional use by domestic private foundations subject to the section 4940(a) tax on net investment income.)

If section 4940(d)(2) applies, leave this part blank.

Was the foundation liable for the section 4942 tax on the distributable amount of any year in the base period?



Yes



No

If "Yes," the foundation does not qualify under section 4940(e). Do not complete this part.

1 Enter the appropriate amount in each column for each year; see instructions before making any entries.

(a) Base period years Calendar year (or tax year beginning in)	(b) Adjusted qualifying distributions	(c) Net value of noncharitable-use assets	(d) Distribution ratio (col. (b) divided by col. (c))
2018	938,813	12,745,843	0.073656
2017	807,593	13,235,829	0.061016
2016	887,372	13,124,350	0.067613
2015	834,095	12,778,241	0.065275
2014	1,313,554	14,302,301	0.091842

2 Total of line 1, column (d)	2	0.359402
3 Average distribution ratio for the 5-year base period—divide the total on line 2 by 5.0, or by the number of years the foundation has been in existence if less than 5 years	3	0.07188
4 Enter the net value of noncharitable-use assets for 2019 from Part X, line 5	4	12,671,840
5 Multiply line 4 by line 3	5	910,852
6 Enter 1% of net investment income (1% of Part I, line 27b)	6	6,671
7 Add lines 5 and 6	7	917,523
8 Enter qualifying distributions from Part XII, line 4	8	1,088,732

If line 8 is equal to or greater than line 7, check the box in Part VI, line 1b, and complete that part using a 1% tax rate. See the Part VI instructions.

Part VI Excise Tax Based on Investment Income (Section 4940(a), 4940(b), 4940(e), or 4948—see instructions)

1a	Exempt operating foundations described in section 4940(d)(2), check here <input type="checkbox"/> and enter "N/A" on line 1. Date of ruling or determination letter: _____ (attach copy of letter if necessary—see instructions)		
b	Domestic foundations that meet the section 4940(e) requirements in Part V, check here <input checked="" type="checkbox"/> and enter 1% of Part I, line 27b	1	6,671
c	All other domestic foundations enter 2% of line 27b. Exempt foreign organizations enter 4% of Part I, line 12, col. (b)		
2	Tax under section 511 (domestic section 4947(a)(1) trusts and taxable foundations only. Others enter -0-)	2	0
3	Add lines 1 and 2.	3	6,671
4	Subtitle A (income) tax (domestic section 4947(a)(1) trusts and taxable foundations only. Others enter -0-)	4	0
5	Tax based on investment income. Subtract line 4 from line 3. If zero or less, enter -0-	5	6,671
6	Credits/Payments:		
a	2019 estimated tax payments and 2018 overpayment credited to 2019	6a	7,604
b	Exempt foreign organizations—tax withheld at source	6b	
c	Tax paid with application for extension of time to file (Form 8868)	6c	0
d	Backup withholding erroneously withheld	6d	
7	Total credits and payments. Add lines 6a through 6d.	7	7,604
8	Enter any penalty for underpayment of estimated tax. Check here <input type="checkbox"/> if Form 2220 is attached.	8	0
9	Tax due. If the total of lines 5 and 8 is more than line 7, enter amount owed ▶	9	
10	Overpayment. If line 7 is more than the total of lines 5 and 8, enter the amount overpaid ▶	10	933
11	Enter the amount of line 10 to be: Credited to 2020 estimated tax ▶ 933 Refunded ▶	11	0

Part VII-A Statements Regarding Activities

	Yes	No
1a During the tax year, did the foundation attempt to influence any national, state, or local legislation or did it participate or intervene in any political campaign?		No
b Did it spend more than \$100 during the year (either directly or indirectly) for political purposes? (see Instructions for definition). <i>If the answer is "Yes" to 1a or 1b, attach a detailed description of the activities and copies of any materials published or distributed by the foundation in connection with the activities.</i>		No
c Did the foundation file Form 1120-POL for this year?		No
d Enter the amount (if any) of tax on political expenditures (section 4955) imposed during the year: (1) On the foundation. ▶ \$ _____ (2) On foundation managers. ▶ \$ _____		
e Enter the reimbursement (if any) paid by the foundation during the year for political expenditure tax imposed on foundation managers. ▶ \$ _____		
2 Has the foundation engaged in any activities that have not previously been reported to the IRS? <i>If "Yes," attach a detailed description of the activities.</i>		No
3 Has the foundation made any changes, not previously reported to the IRS, in its governing instrument, articles of incorporation, or bylaws, or other similar instruments? <i>If "Yes," attach a conformed copy of the changes</i>		No
4a Did the foundation have unrelated business gross income of \$1,000 or more during the year?		No
b If "Yes," has it filed a tax return on Form 990-T for this year?		
5 Was there a liquidation, termination, dissolution, or substantial contraction during the year? <i>If "Yes," attach the statement required by General Instruction T.</i>		No
6 Are the requirements of section 508(e) (relating to sections 4941 through 4945) satisfied either: • By language in the governing instrument, or • By state legislation that effectively amends the governing instrument so that no mandatory directions that conflict with the state law remain in the governing instrument?	Yes	
7 Did the foundation have at least \$5,000 in assets at any time during the year? <i>If "Yes," complete Part II, col. (c), and Part XV.</i>	Yes	
8a Enter the states to which the foundation reports or with which it is registered (see instructions) ▶ <u>IL</u>		
b If the answer is "Yes" to line 7, has the foundation furnished a copy of Form 990-PF to the Attorney General (or designate) of each state as required by General Instruction G? <i>If "No," attach explanation</i> .	Yes	
9 Is the foundation claiming status as a private operating foundation within the meaning of section 4942(j)(3) or 4942(j)(5) for calendar year 2019 or the taxable year beginning in 2019? See the instructions for Part XIV. <i>If "Yes," complete Part XIV</i>		No
10 Did any persons become substantial contributors during the tax year? <i>If "Yes," attach a schedule listing their names and addresses.</i>		No

Part VII-A Statements Regarding Activities (continued)

11	At any time during the year, did the foundation, directly or indirectly, own a controlled entity within the meaning of section 512(b)(13)? If "Yes," attach schedule. See instructions.	11		No
12	Did the foundation make a distribution to a donor advised fund over which the foundation or a disqualified person had advisory privileges? If "Yes," attach statement. See instructions	12		No
13	Did the foundation comply with the public inspection requirements for its annual returns and exemption application? Website address ▶ <u>n/a</u>	13	Yes	
14	The books are in care of ▶ <u>JP MORGAN CHASE BANK NA</u> Telephone no. ▶ <u>(800) 496-2583</u>			

Located at ▶ 10 S DEARBORN ST MC IL 1-0111 CHICAGO IL ZIP+4 ▶ 60603


15	Section 4947(a)(1) nonexempt charitable trusts filing Form 990-PF in lieu of Form 1041 —check here ▶ <input type="checkbox"/> and enter the amount of tax-exempt interest received or accrued during the year ▶ 15			
16	At any time during calendar year 2019, did the foundation have an interest in or a signature or other authority over a bank, securities, or other financial account in a foreign country? See the instructions for exceptions and filing requirements for FinCEN Form 114. If "Yes", enter the name of the foreign country ▶	16	Yes	No

Part VII-B Statements Regarding Activities for Which Form 4720 May Be Required


File Form 4720 if any item is checked in the "Yes" column, unless an exception applies.

1a	During the year did the foundation (either directly or indirectly):		Yes	No
	(1) Engage in the sale or exchange, or leasing of property with a disqualified person? <input type="checkbox"/> Yes <input checked="" type="checkbox"/> No			
	(2) Borrow money from, lend money to, or otherwise extend credit to (or accept it from) a disqualified person? <input type="checkbox"/> Yes <input checked="" type="checkbox"/> No			
	(3) Furnish goods, services, or facilities to (or accept them from) a disqualified person? <input type="checkbox"/> Yes <input checked="" type="checkbox"/> No			
	(4) Pay compensation to, or pay or reimburse the expenses of, a disqualified person? <input checked="" type="checkbox"/> Yes <input type="checkbox"/> No			
	(5) Transfer any income or assets to a disqualified person (or make any of either available for the benefit or use of a disqualified person)? <input type="checkbox"/> Yes <input checked="" type="checkbox"/> No			
	(6) Agree to pay money or property to a government official? (Exception. Check "No" if the foundation agreed to make a grant to or to employ the official for a period after termination of government service, if terminating within 90 days.) <input type="checkbox"/> Yes <input checked="" type="checkbox"/> No			
b	If any answer is "Yes" to 1a(1)–(6), did any of the acts fail to qualify under the exceptions described in Regulations section 53.4941(d)-3 or in a current notice regarding disaster assistance? See instructions <input type="checkbox"/> Organizations relying on a current notice regarding disaster assistance check here. ▶ <input type="checkbox"/>	1b		No
c	Did the foundation engage in a prior year in any of the acts described in 1a, other than excepted acts, that were not corrected before the first day of the tax year beginning in 2019?	1c		No
2	Taxes on failure to distribute income (section 4942) (does not apply for years the foundation was a private operating foundation defined in section 4942(j)(3) or 4942(j)(5)):			
a	At the end of tax year 2019, did the foundation have any undistributed income (lines 6d and 6e, Part XIII) for tax year(s) beginning before 2019? <input type="checkbox"/> Yes <input checked="" type="checkbox"/> No If "Yes," list the years ▶ 20____, 20____, 20____, 20____			
b	Are there any years listed in 2a for which the foundation is not applying the provisions of section 4942(a)(2) (relating to incorrect valuation of assets) to the year's undistributed income? (If applying section 4942(a)(2) to all years listed, answer "No" and attach statement—see instructions.)	2b		
c	If the provisions of section 4942(a)(2) are being applied to any of the years listed in 2a, list the years here. ▶ 20____, 20____, 20____, 20____			
3a	Did the foundation hold more than a 2% direct or indirect interest in any business enterprise at any time during the year? <input type="checkbox"/> Yes <input checked="" type="checkbox"/> No			
b	If "Yes," did it have excess business holdings in 2019 as a result of (1) any purchase by the foundation or disqualified persons after May 26, 1969; (2) the lapse of the 5-year period (or longer period approved by the Commissioner under section 4943(c)(7)) to dispose of holdings acquired by gift or bequest; or (3) the lapse of the 10-, 15-, or 20-year first phase holding period? (Use Schedule C, Form 4720, to determine if the foundation had excess business holdings in 2019.)	3b		
4a	Did the foundation invest during the year any amount in a manner that would jeopardize its charitable purposes?	4a		No
b	Did the foundation make any investment in a prior year (but after December 31, 1969) that could jeopardize its charitable purpose that had not been removed from jeopardy before the first day of the tax year beginning in 2019?	4b		No

Part VII-B Statements Regarding Activities for Which Form 4720 May Be Required (continued)

		Yes	No
5a	During the year did the foundation pay or incur any amount to:		
(1)	Carry on propaganda, or otherwise attempt to influence legislation (section 4945(e))?	<input type="checkbox"/> Yes <input checked="" type="checkbox"/> No	
(2)	Influence the outcome of any specific public election (see section 4955); or to carry on, directly or indirectly, any voter registration drive?	<input type="checkbox"/> Yes <input checked="" type="checkbox"/> No	
(3)	Provide a grant to an individual for travel, study, or other similar purposes?	<input type="checkbox"/> Yes <input checked="" type="checkbox"/> No	
(4)	Provide a grant to an organization other than a charitable, etc., organization described in section 4945(d)(4)(A)? See instructions.	<input type="checkbox"/> Yes <input checked="" type="checkbox"/> No	
(5)	Provide for any purpose other than religious, charitable, scientific, literary, or educational purposes, or for the prevention of cruelty to children or animals?	<input type="checkbox"/> Yes <input checked="" type="checkbox"/> No	
b	If any answer is "Yes" to 5a(1)–(5), did any of the transactions fail to qualify under the exceptions described in Regulations section 53.4945 or in a current notice regarding disaster assistance? See instructions		5b
	Organizations relying on a current notice regarding disaster assistance check here. 	<input type="checkbox"/>	
c	If the answer is "Yes" to question 5a(4), does the foundation claim exemption from the tax because it maintained expenditure responsibility for the grant? If "Yes," attach the statement required by Regulations section 53.4945–5(d).	<input type="checkbox"/> Yes <input type="checkbox"/> No	
6a	Did the foundation, during the year, receive any funds, directly or indirectly, to pay premiums on a personal benefit contract?	<input type="checkbox"/> Yes <input checked="" type="checkbox"/> No	
b	Did the foundation, during the year, pay premiums, directly or indirectly, on a personal benefit contract? If "Yes" to 6b, file Form 8870.		6b No
7a	At any time during the tax year, was the foundation a party to a prohibited tax shelter transaction? <input type="checkbox"/> Yes <input checked="" type="checkbox"/> No		
b	If "Yes", did the foundation receive any proceeds or have any net income attributable to the transaction?		7b
8	Is the foundation subject to the section 4960 tax on payment(s) of more than \$1,000,000 in remuneration or excess parachute payment during the year?	<input type="checkbox"/> Yes <input checked="" type="checkbox"/> No	

Part VIII Information About Officers, Directors, Trustees, Foundation Managers, Highly Paid Employees, and Contractors

1 List all officers, directors, trustees, foundation managers and their compensation. See instructions				
(a) Name and address	(b) Title, and average hours per week devoted to position	(c) Compensation (If not paid, enter -0-)	(d) Contributions to employee benefit plans and deferred compensation	(e) Expense account, other allowances
JP MORGAN CHASE BANK NA 10 S DEARBORN ST MC IL 1-0111 CHICAGO, IL 60603	CO-TRUSTEE 2	101,522		
GEORGE P KENDALL JR 1101 Skokie Blvd Ste 260 WINNETKA, IL 60093	CO-TRUSTEE 2	27,899		
THOMAS C KENDALL 1101 Skokie Blvd- Ste 260 WINNETKA, IL 60093	CO-TRUSTEE 2	27,898		
HELEN R KENDALL 1101 Skokie Blvd- Ste 260 WINNETKA, IL 60093	CO-TRUSTEE 2	27,898		
2 Compensation of five highest-paid employees (other than those included on line 1—see instructions). If none, enter "NONE."				
(a) Name and address of each employee paid more than \$50,000	(b) Title, and average hours per week devoted to position	(c) Compensation	(d) Contributions to employee benefit plans and deferred compensation	(e) Expense account, other allowances
NONE				
Total number of other employees paid over \$50,000. 				0

Part VIII Information About Officers, Directors, Trustees, Foundation Managers, Highly Paid Employees, and Contractors (continued)
3 Five highest-paid independent contractors for professional services (see instructions). If none, enter "NONE".

(a) Name and address of each person paid more than \$50,000	(b) Type of service	(c) Compensation
NONE		
Total number of others receiving over \$50,000 for professional services. ►		0

Part IX-A Summary of Direct Charitable Activities

List the foundation's four largest direct charitable activities during the tax year. Include relevant statistical information such as the number of organizations and other beneficiaries served, conferences convened, research papers produced, etc.

	Expenses
1	
2	
3	
4	

Part IX-B Summary of Program-Related Investments (see instructions)

Describe the two largest program-related investments made by the foundation during the tax year on lines 1 and 2.	Amount
1	
2	
All other program-related investments. See instructions.	
3	
Total. Add lines 1 through 3 ►	

Part X Minimum Investment Return (All domestic foundations must complete this part. Foreign foundations, see instructions.)

1	Fair market value of assets not used (or held for use) directly in carrying out charitable, etc., purposes:		
a	Average monthly fair market value of securities.	1a	12,662,087
b	Average of monthly cash balances.	1b	202,725
c	Fair market value of all other assets (see instructions).	1c	0
d	Total (add lines 1a, b, and c).	1d	12,864,812
e	Reduction claimed for blockage or other factors reported on lines 1a and 1c (attach detailed explanation).	1e	0
2	Acquisition indebtedness applicable to line 1 assets.	2	0
3	Subtract line 2 from line 1d.	3	12,864,812
4	Cash deemed held for charitable activities. Enter 1 1/2% of line 3 (for greater amount, see instructions).	4	192,972
5	Net value of noncharitable-use assets. Subtract line 4 from line 3. Enter here and on Part V, line 4	5	12,671,840
6	Minimum investment return. Enter 5% of line 5.	6	633,592

Part XI Distributable Amount (see instructions) (Section 4942(j)(3) and (j)(5) private operating foundations and certain foreign organizations check here ☐ and do not complete this part.)

1	Minimum investment return from Part X, line 6.	1	633,592
2a	Tax on investment income for 2019 from Part VI, line 5.	2a	6,671
b	Income tax for 2019. (This does not include the tax from Part VI.).	2b	
c	Add lines 2a and 2b.	2c	6,671
3	Distributable amount before adjustments. Subtract line 2c from line 1.	3	626,921
4	Recoveries of amounts treated as qualifying distributions.	4	0
5	Add lines 3 and 4.	5	626,921
6	Deduction from distributable amount (see instructions).	6	0
7	Distributable amount as adjusted. Subtract line 6 from line 5. Enter here and on Part XIII, line 1.	7	626,921

Part XII Qualifying Distributions (see instructions)

1	Amounts paid (including administrative expenses) to accomplish charitable, etc., purposes:		
a	Expenses, contributions, gifts, etc.—total from Part I, column (d), line 26.	1a	1,088,732
b	Program-related investments—total from Part IX-B.	1b	0
2	Amounts paid to acquire assets used (or held for use) directly in carrying out charitable, etc., purposes.	2	0
3	Amounts set aside for specific charitable projects that satisfy the:		
a	Suitability test (prior IRS approval required).	3a	0
b	Cash distribution test (attach the required schedule).	3b	0
4	Qualifying distributions. Add lines 1a through 3b. Enter here and on Part V, line 8, and Part XIII, line 4	4	1,088,732
5	Foundations that qualify under section 4940(e) for the reduced rate of tax on net investment income. Enter 1% of Part I, line 27b. See instructions.	5	6,671
6	Adjusted qualifying distributions. Subtract line 5 from line 4.	6	1,082,061

Note: The amount on line 6 will be used in Part V, column (b), in subsequent years when calculating whether the foundation qualifies for the section 4940(e) reduction of tax in those years.

Part XIII Undistributed Income (see instructions)

	(a) Corpus	(b) Years prior to 2018	(c) 2018	(d) 2019
1 Distributable amount for 2019 from Part XI, line 7				626,921
2 Undistributed income, if any, as of the end of 2019:				
a Enter amount for 2018 only.			0	
b Total for prior years: 20____, 20____, 20____		0		
3 Excess distributions carryover, if any, to 2019:				
a From 2014.	178,012			
b From 2015.	201,713			
c From 2016.	249,412			
d From 2017.	157,724			
e From 2018.	318,429			
f Total of lines 3a through e.	1,105,290			
4 Qualifying distributions for 2019 from Part XII, line 4: ► \$ <u>1,088,732</u>				
a Applied to 2018, but not more than line 2a			0	
b Applied to undistributed income of prior years (Election required—see instructions).		0		
c Treated as distributions out of corpus (Election required—see instructions).	0			
d Applied to 2019 distributable amount.				626,921
e Remaining amount distributed out of corpus	461,811			
5 Excess distributions carryover applied to 2019. (If an amount appears in column (d), the same amount must be shown in column (a).)	0			0
6 Enter the net total of each column as indicated below:				
a Corpus. Add lines 3f, 4c, and 4e. Subtract line 5	1,567,101			
b Prior years' undistributed income. Subtract line 4b from line 2b.		0		
c Enter the amount of prior years' undistributed income for which a notice of deficiency has been issued, or on which the section 4942(a) tax has been previously assessed.		0		
d Subtract line 6c from line 6b. Taxable amount—see instructions.		0		
e Undistributed income for 2018. Subtract line 4a from line 2a. Taxable amount—see instructions.			0	
f Undistributed income for 2019. Subtract lines 4d and 5 from line 1. This amount must be distributed in 2020.				0
7 Amounts treated as distributions out of corpus to satisfy requirements imposed by section 170(b)(1)(F) or 4942(g)(3) (Election may be required - see instructions).	0			
8 Excess distributions carryover from 2014 not applied on line 5 or line 7 (see instructions). . . .	178,012			
9 Excess distributions carryover to 2020. Subtract lines 7 and 8 from line 6a.	1,389,089			
10 Analysis of line 9:				
a Excess from 2015.	201,713			
b Excess from 2016.	249,412			
c Excess from 2017.	157,724			
d Excess from 2018.	318,429			
e Excess from 2019.	461,811			

Part XIV Private Operating Foundations (see instructions and Part VII-A, question 9)

1a If the foundation has received a ruling or determination letter that it is a private operating foundation, and the ruling is effective for 2019, enter the date of the ruling. ▶

b Check box to indicate whether the organization is a private operating foundation described in section ☐ 4942(j)(3) or ☐ 4942(j)(5)

2a Enter the lesser of the adjusted net income from Part I or the minimum investment return from Part X for each year listed

	Tax year	Prior 3 years			(e) Total
	(a) 2019	(b) 2018	(c) 2017	(d) 2016	
b 85% of line 2a					
c Qualifying distributions from Part XII, line 4 for each year listed					
d Amounts included in line 2c not used directly for active conduct of exempt activities					
e Qualifying distributions made directly for active conduct of exempt activities. Subtract line 2d from line 2c					
3 Complete 3a, b, or c for the alternative test relied upon:					
a "Assets" alternative test—enter:					
(1) Value of all assets					
(2) Value of assets qualifying under section 4942(j)(3)(B)(i)					
b "Endowment" alternative test— enter 2/3 of minimum investment return shown in Part X, line 6 for each year listed.					
c "Support" alternative test—enter:					
(1) Total support other than gross investment income (interest, dividends, rents, payments on securities loans (section 512(a)(5)), or royalties)					
(2) Support from general public and 5 or more exempt organizations as provided in section 4942(j)(3)(B)(iii).					
(3) Largest amount of support from an exempt organization					
(4) Gross investment income					

Part XV Supplementary Information (Complete this part only if the foundation had \$5,000 or more in assets at any time during the year—see instructions.)

1 Information Regarding Foundation Managers:

a List any managers of the foundation who have contributed more than 2% of the total contributions received by the foundation before the close of any tax year (but only if they have contributed more than \$5,000). (See section 507(d)(2).) NONE

b List any managers of the foundation who own 10% or more of the stock of a corporation (or an equally large portion of the ownership of a partnership or other entity) of which the foundation has a 10% or greater interest. NONE

2 Information Regarding Contribution, Grant, Gift, Loan, Scholarship, etc., Programs:

Check here ☐ if the foundation only makes contributions to preselected charitable organizations and does not accept unsolicited requests for funds. If the foundation makes gifts, grants, etc. to individuals or organizations under other conditions, complete items 2a, b, c, and d. See instructions

a The name, address, and telephone number or e-mail address of the person to whom applications should be addressed:
JPMORGAN CHASE BANK NA SUSAN BERKUN
1101 Skokie Blvd Ste 260
Northbrook, IL 60062
(847) 239-8309

b The form in which applications should be submitted and information and materials they should include:
LETTER ACCOMPANIED BY A REPORT OF THE ORGANIZATION AND THE ORGANIZATION'S IRS EXEMPTION LETTER

c Any submission deadlines:
MARCH 1 OF EACH YEAR

d Any restrictions or limitations on awards, such as by geographical areas, charitable fields, kinds of institutions, or other factors:
TERMS OF THE TRUST AGREEMENT

Part XV **Supplementary Information** (continued)**3 Grants and Contributions Paid During the Year or Approved for Future Payment**

Recipient	If recipient is an individual, show any relationship to any foundation manager or substantial contributor	Foundation status of recipient	Purpose of grant or contribution	Amount
Name and address (home or business)				
a <i>Paid during the year</i> See Additional Data Table				
Total			▶ 3a	1,006,334
b <i>Approved for future payment</i>				
Total			▶ 3b	

Enter gross amounts unless otherwise indicated.

[illegible]

Part XVII

		Yes	No
--	--	------------	-----------

--	--	--

1a(1)	No
--------------	-----------

1a(2)	No
-------	----

--	--	--

1b(1)	No
--------------	-----------

1b(2)		No
--------------	--	-----------

1b(3)		No
--------------	--	-----------

1b(4)		No
--------------	--	-----------

1b(5)		No
--------------	--	-----------

1b(6)		No
--------------	--	-----------

1c		No
----	--	----

value
ue


[illegible]

2a Is the foundation directly or indirectly affiliated with, or related to, one or more tax-exempt organizations

described in section 501(c) (other than section 501(c)(3)) or in section 527? ☐ Yes ☒ No

b If "Yes," complete the following schedule.

(a) Name of organization	(b) Type of organization	(c) Description of relationship

Sign Here 	*****	2021-01-30	*****	<div style="border: 1px solid black; padding: 5px;"> May the IRS discuss this return with the preparer shown below (see instr.) <input checked="" type="checkbox"/> Yes <input type="checkbox"/> No </div>
	_____ Signature of officer or trustee	_____ Date	_____ Title	

Paid Preparer Use Only	JACOB ZEHNDER		2021-01-30		
	Firm's name ► ERNST & YOUNG US LLP				Firm's EIN ► 34-6565596
	Firm's address ► 155 N WACKER DRIVE CHICAGO, IL 60606				Phone no. (312) 879-2000

Form 990PF Part IV - Capital Gains and Losses for Tax on Investment Income - Columns a - d

List and describe the kind(s) of property sold (e.g., real estate, (a) 2-story brick warehouse; or common stock, 200 shs. MLC Co.)	(b) How acquired P—Purchase D—Donation	(c) Date acquired (mo., day, yr.)	(d) Date sold (mo., day, yr.)
2000. NATL OILWELL VARCO I SR NTS 2.6% 12/01/2022 DTD		2018-02-12	2019-12-04
. CARMAX AUTO OWNER TR 2017-3 2017-3 CL A3 1.97% 04/15/2022 DTD		2017-12-21	2019-12-16
. DRIVE AUTO RECEIVABLES TR 2019-2 2019-2 CL A2A 2.93% 03/15/2022 DTD		2019-09-17	2019-12-16
. FEDERAL HOME LN MTG CORP PARTN CTFS		2006-01-17	2019-12-16
. FHLMC 1186 CL I 7.0% 12/15/2021 DTD 12/01/1991		2013-09-04	2019-12-16
. FHLMC 1376 CL Z 7.5% 09/15/2022 DTD 09/01/1992		2013-09-04	2019-12-16
. FHLMC 2424 CL EM 6.375% 03/15/2032 DTD 03/01/2002		2014-02-20	2019-12-16
. FEDERAL HOME LN MTG CORP MULTICLASS		2007-12-24	2019-12-16
. FEDERAL HOME LN MTG CORP MULTICLASS		2007-08-03	2019-12-16
. FHLMC 2165 CL PE 6.0% 06/15/2029 DTD 06/01/1999		2014-03-19	2019-12-16

Form 990PF Part IV - Capital Gains and Losses for Tax on Investment Income - Columns e - h

(e) Gross sales price	(f) Depreciation allowed (or allowable)	(g) Cost or other basis plus expense of sale	(h) Gain or (loss) (e) plus (f) minus (g)
2,046		1,953	93
2,803		2,766	37
1,211		1,213	-2
4		4	
219		246	-27
106		121	-15
48		53	-5
30		31	-1
62		63	-1
285		312	-27

Form 990PF Part IV - Capital Gains and Losses for Tax on Investment Income - Columns i - l

Complete only for assets showing gain in column (h) and owned by the foundation on 12/31/69			(l) Gains (Col. (h) gain minus col. (k), but not less than -0-) or Losses (from col.(h))
(i) F.M.V. as of 12/31/69	(j) Adjusted basis as of 12/31/69	(k) Excess of col. (i) over col. (j), if any	
			93
			37
			-2
			-27
			-15
			-5
			-1
			-1
			-27

Form 990PF Part IV - Capital Gains and Losses for Tax on Investment Income - Columns a - d

List and describe the kind(s) of property sold (e.g., real estate, (a) 2-story brick warehouse; or common stock, 200 shs. MLC Co.)	(b) How acquired P—Purchase D—Donation	(c) Date acquired (mo., day, yr.)	(d) Date sold (mo., day, yr.)
. FHLMC 2295 CL BD 6.0% 03/15/2031 DTD 03/01/2001		2014-03-19	2019-12-16
. FHLMC 3710 CL GB 4.0% 08/15/2025 DTD 08/01/2010		2012-06-12	2019-12-16
. FHLMC 3854 CL EW 4.0% 05/15/2026 DTD 05/01/2011		2012-01-06	2019-12-16
. FHLMC 2510 CL ND 6.0% 10/15/2032 DTD 10/01/2002		2017-08-10	2019-12-16
. FEDERAL HOME LN MTG CORP MULTICLASS		2008-12-09	2019-12-16
. FHLMC 2809 CL GJ 6.0% 06/15/2034 DTD 06/01/2004		2015-06-29	2019-12-16
. FEDERAL HOME LN MTG CORP MULTICLASS		2008-12-30	2019-12-16
. FHLMC 3431 CL AT 5.0% 03/15/2023 DTD 03/01/2008		2013-06-27	2019-12-16
. GNMA GTD PASS THRU CTF		2003-04-23	2019-12-16
. GNMA GTD PASS THRU CTF		1999-04-27	2019-12-16

Form 990PF Part IV - Capital Gains and Losses for Tax on Investment Income - Columns e - h

(e) Gross sales price	(f) Depreciation allowed (or allowable)	(g) Cost or other basis plus expense of sale	(h) Gain or (loss) (e) plus (f) minus (g)
76		83	-7
327		362	-35
413		444	-31
305		337	-32
53		50	3
734		827	-93
38		40	-2
510		561	-51
10		10	
62		62	

Form 990PF Part IV - Capital Gains and Losses for Tax on Investment Income - Columns i - l

Complete only for assets showing gain in column (h) and owned by the foundation on 12/31/69			(l) Gains (Col. (h) gain minus col. (k), but not less than -0-) or Losses (from col.(h))
(i) F.M.V. as of 12/31/69	Adjusted basis (j) as of 12/31/69	Excess of col. (i) (k) over col. (j), if any	
			-7
			-35
			-31
			-32
			3
			-93
			-2
			-51

Form 990PF Part IV - Capital Gains and Losses for Tax on Investment Income - Columns a - d

List and describe the kind(s) of property sold (e.g., real estate, (a) 2-story brick warehouse; or common stock, 200 shs. MLC Co.)	(b) How acquired P—Purchase D—Donation	(c) Date acquired (mo., day, yr.)	(d) Date sold (mo., day, yr.)
. GNMA 2003-29 CL PD 5.5% 04/16/2033 DTD 04/01/2003		2017-04-20	2019-12-16
5000. BK OF AMER CORP SR NTS MTN 3.5% 04/19/2026 DTD		2019-05-28	2019-12-17
. FANNIE MAE		2007-12-19	2019-12-17
5000. BUCKEYE PARTNERS LP SR NTS 3.95% 12/01/2026 DTD		2018-01-12	2019-12-18
. GNMA 2003-79 CL PC 5.5% 09/20/2033 DTD 09/01/2003		2016-06-14	2019-12-20
. GNMA 2005-6 CL UY 5.0% 10/20/2034 DTD 01/01/2005		2016-07-06	2019-12-20
. GM FINL AUTOMOBILE LEASING TR 2018-2 2018-2 CL A3 3.06% 06/21/2021 D		2018-06-19	2019-12-23
. FEDERAL NATL MTG ASSN GTD REMIC PASS		2007-09-26	2019-12-26
. FANNIE MAE		2003-07-08	2019-12-26
. FEDERAL NATL MTG ASSN GTD REMIC PASS		2007-11-30	2019-12-26

Form 990PF Part IV - Capital Gains and Losses for Tax on Investment Income - Columns e - h

(e) Gross sales price	(f) Depreciation allowed (or allowable)	(g) Cost or other basis plus expense of sale	(h) Gain or (loss) (e) plus (f) minus (g)
314		344	-30
5,304		5,092	212
90		92	-2
4,819		4,897	-78
213		239	-26
141		157	-16
1,585		1,585	
104		108	-4
118		120	-2
151		156	-5

Form 990PF Part IV - Capital Gains and Losses for Tax on Investment Income - Columns i - l

Complete only for assets showing gain in column (h) and owned by the foundation on 12/31/69			(l) Gains (Col. (h) gain minus col. (k), but not less than -0-) or Losses (from col.(h))
(i) F.M.V. as of 12/31/69	(j) Adjusted basis as of 12/31/69	(k) Excess of col. (i) over col. (j), if any	
			-30
			212
			-2
			-78
			-26
			-16
			-4
			-2
			-5

Form 990PF Part IV - Capital Gains and Losses for Tax on Investment Income - Columns a - d			
List and describe the kind(s) of property sold (e.g., real estate, (a) 2-story brick warehouse; or common stock, 200 shs. MLC Co.)	(b) How acquired P—Purchase D—Donation	(c) Date acquired (mo., day, yr.)	(d) Date sold (mo., day, yr.)
. FEDERAL NATL MTG ASSN GTD REMIC PASS		2019-08-22	2019-12-26
. FEDERAL NATL MTG ASSN GTD REMIC PASS		2007-09-27	2019-12-26
. FNMA 2011-75 CL BL 3.5% 08/25/2021 DTD 07/01/2011		2014-03-18	2019-12-26
. FNMA 253849 7% 06/01/21		2012-09-24	2019-12-26
. FEDERAL NATL MTG ASSN GTD MTG PASS		2003-04-23	2019-12-26
. FEDERAL NATL MTG ASSN GTD MTG PASS		2003-04-23	2019-12-26
. FNMA AL5441 4.5% 09/01/41		2018-11-27	2019-12-26
. FNMA AN2978 2.62% 11/01/26		2019-11-20	2019-12-26
. FANNIE MAE		2009-09-18	2019-12-26
. FEDERAL NATL MTG ASSN GTD REMIC PASS		2007-12-27	2019-12-26

Form 990PF Part IV - Capital Gains and Losses for Tax on Investment Income - Columns e - h

(e) Gross sales price	(f) Depreciation allowed (or allowable)	(g) Cost or other basis plus expense of sale	(h) Gain or (loss) (e) plus (f) minus (g)
127		69	58
		64	-64
580		612	-32
111		125	-14
11		11	
9		9	
433		449	-16
76		78	-2
350		297	53
317		308	9

Form 990PF Part IV - Capital Gains and Losses for Tax on Investment Income - Columns i - l

Complete only for assets showing gain in column (h) and owned by the foundation on 12/31/69			(l) Gains (Col. (h) gain minus col. (k), but not less than -0-) or Losses (from col.(h))
(i) F.M.V. as of 12/31/69	(j) Adjusted basis as of 12/31/69	(k) Excess of col. (i) over col. (j), if any	
			58
			-64
			-32
			-14
			-16
			-2
			53
			9

Form 990PF Part IV - Capital Gains and Losses for Tax on Investment Income - Columns a - d

List and describe the kind(s) of property sold (e.g., real estate, (a) 2-story brick warehouse; or common stock, 200 shs. MLC Co.)	(b) How acquired P—Purchase D—Donation	(c) Date acquired (mo., day, yr.)	(d) Date sold (mo., day, yr.)
. GNMA II POOL 2003-32 CL UJ 5.5% 05/25/2033 DTD 04/01/2003		2012-02-28	2019-12-26
. FNMA 2003-42 CL GB 4.0% 05/25/2033 DTD 04/01/2003		2017-12-18	2019-12-26
. FNMA 2003-71 CL MB 5.5% 08/25/2033 DTD 07/01/2003		2016-06-09	2019-12-26
. FNMA 2004-49 CL EB 5.0% 07/25/2024 DTD 06/01/2004		2017-11-07	2019-12-26
. FANNIE MAE		2009-10-16	2019-12-26
. FNMA 2006-22 CL CE 4.5% 08/25/2023 DTD 03/01/2006		2010-06-23	2019-12-26
. FANNIE MAE		2014-02-05	2019-12-26
. FNMA 2006-93 CL YL 5.5% 10/25/2036 DTD 09/01/2006		2018-11-29	2019-12-26
. FNMA 889235 5% 03/01/23		2011-08-16	2019-12-26
. FEDERAL NATL MTG ASSN GTD MTG PASS		2007-09-28	2019-12-26

Form 990PF Part IV - Capital Gains and Losses for Tax on Investment Income - Columns e - h

(e) Gross sales price	(f) Depreciation allowed (or allowable)	(g) Cost or other basis plus expense of sale	(h) Gain or (loss) (e) plus (f) minus (g)
185		211	-26
136		140	-4
360		401	-41
492		521	-29
46		43	3
130		135	-5
107		121	-14
124		131	-7
68		73	-5
37		39	-2

Form 990PF Part IV - Capital Gains and Losses for Tax on Investment Income - Columns i - l

Complete only for assets showing gain in column (h) and owned by the foundation on 12/31/69			(l) Gains (Col. (h) gain minus col. (k), but not less than -0-) or Losses (from col.(h))
(i) F.M.V. as of 12/31/69	(j) Adjusted basis as of 12/31/69	(k) Excess of col. (i) over col. (j), if any	
			-26
			-4
			-41
			-29
			3
			-5
			-14
			-7
			-5
			-2

Form 990PF Part IV - Capital Gains and Losses for Tax on Investment Income - Columns a - d

List and describe the kind(s) of property sold (e.g., real estate, (a) 2-story brick warehouse; or common stock, 200 shs. MLC Co.)	(b) How acquired P—Purchase D—Donation	(c) Date acquired (mo., day, yr.)	(d) Date sold (mo., day, yr.)
. FEDERAL NATL MTG ASSN GTD MTG PASS		2006-08-17	2019-12-30
. FEDERAL NATL MTG ASSN GTD MTG PASS		1960-11-11	2019-12-30
. AMERICAN INTL GROUP INC			2020-01-02
5000. OFFICE PPTY INCOME TRST SR NTS 3.6% 02/01/2020 DTD		2018-02-28	2020-01-03
25000. USA TREAS NOTES		2011-12-14	2020-01-07
16. CORTEVA INC		2019-04-08	2020-01-13
13. CORTEVA INC		2019-04-08	2020-01-13
16. CORTEVA INC		2019-06-27	2020-01-14
17. CORTEVA INC		2019-06-27	2020-01-14
6. CORTEVA INC		2019-06-28	2020-01-14

Form 990PF Part IV - Capital Gains and Losses for Tax on Investment Income - Columns e - h

(e) Gross sales price	(f) Depreciation allowed (or allowable)	(g) Cost or other basis plus expense of sale	(h) Gain or (loss) (e) plus (f) minus (g)
16		16	
38			38
5,000		5,014	-14
25,219		25,558	-339
454		475	-21
371		385	-14
458		474	-16
487		502	-15
172		177	-5

Form 990PF Part IV - Capital Gains and Losses for Tax on Investment Income - Columns i - l

Complete only for assets showing gain in column (h) and owned by the foundation on 12/31/69			(l) Gains (Col. (h) gain minus col. (k), but not less than -0-) or Losses (from col.(h))
(i) F.M.V. as of 12/31/69	(j) Adjusted basis as of 12/31/69	(k) Excess of col. (i) over col. (j), if any	
			38
			-14
			-339
			-21
			-14
			-16
			-15
			-5

Form 990PF Part IV - Capital Gains and Losses for Tax on Investment Income - Columns a - d			
List and describe the kind(s) of property sold (e.g., real estate, (a) 2-story brick warehouse; or common stock, 200 shs. MLC Co.)	(b) How acquired P—Purchase D—Donation	(c) Date acquired (mo., day, yr.)	(d) Date sold (mo., day, yr.)
5. CORTEVA INC		2019-06-28	2020-01-14
2. CORTEVA INC		2019-06-28	2020-01-14
80000. US TREAS 1.625% 11/30/20		2016-02-12	2020-01-14
. CARMAX AUTO OWNER TR 2017-3 2017-3 CL A3 1.97% 04/15/2022 DTD		2017-12-21	2020-01-15
15.101 CORTEVA INC		2015-06-18	2020-01-15
4.899 CORTEVA INC		2019-06-28	2020-01-15
23. CORTEVA INC		2016-08-10	2020-01-15
10. CORTEVA INC		2016-08-10	2020-01-15
2. CORTEVA INC		2016-08-10	2020-01-15
12. CORTEVA INC		2015-07-15	2020-01-15

Form 990PF Part IV - Capital Gains and Losses for Tax on Investment Income - Columns e - h

(e) Gross sales price	(f) Depreciation allowed (or allowable)	(g) Cost or other basis plus expense of sale	(h) Gain or (loss) (e) plus (f) minus (g)
143		148	-5
57		59	-2
80,013		81,700	-1,687
2,841		2,804	37
434		418	16
141		145	-4
659		635	24
287		276	11
57		55	2
344		327	17

Form 990PF Part IV - Capital Gains and Losses for Tax on Investment Income - Columns i - l

Complete only for assets showing gain in column (h) and owned by the foundation on 12/31/69			(l) Gains (Col. (h) gain minus col. (k), but not less than -0-) or Losses (from col.(h))
(i) F.M.V. as of 12/31/69	(j) Adjusted basis as of 12/31/69	(k) Excess of col. (i) over col. (j), if any	
			-5
			-2
			-1,687
			37
			16
			-4
			24
			11
			2
			17

Form 990PF Part IV - Capital Gains and Losses for Tax on Investment Income - Columns a - d

List and describe the kind(s) of property sold (e.g., real estate, (a) 2-story brick warehouse; or common stock, 200 shs. MLC Co.)	(b) How acquired P—Purchase D—Donation	(c) Date acquired (mo., day, yr.)	(d) Date sold (mo., day, yr.)
14. CORTEVA INC		2015-07-15	2020-01-15
1. CORTEVA INC		2015-07-15	2020-01-15
. DRIVE AUTO RECEIVABLES TR 2019-2 2019-2 CL A2A 2.93% 03/15/2022 DTD		2019-09-17	2020-01-15
. FEDERAL HOME LN MTG CORP PARTN CTFS		2006-01-17	2020-01-15
. FHLMC 1186 CL I 7.0% 12/15/2021 DTD 12/01/1991		2013-09-04	2020-01-15
. FHLMC 1376 CL Z 7.5% 09/15/2022 DTD 09/01/1992		2013-09-04	2020-01-15
. FHLMC 2424 CL EM 6.375% 03/15/2032 DTD 03/01/2002		2014-02-20	2020-01-15
. FEDERAL HOME LN MTG CORP MULTICLASS		2007-12-24	2020-01-15
. FEDERAL HOME LN MTG CORP MULTICLASS		2007-08-03	2020-01-15
. FHLMC 2165 CL PE 6.0% 06/15/2029 DTD 06/01/1999		2014-03-19	2020-01-15

Form 990PF Part IV - Capital Gains and Losses for Tax on Investment Income - Columns e - h

(e) Gross sales price	(f) Depreciation allowed (or allowable)	(g) Cost or other basis plus expense of sale	(h) Gain or (loss) (e) plus (f) minus (g)
400		379	21
29		27	2
1,095		1,096	-1
4		4	
344		387	-43
112		128	-16
97		109	-12
44		45	-1
60		61	-1
123		134	-11

Form 990PF Part IV - Capital Gains and Losses for Tax on Investment Income - Columns i - l

Complete only for assets showing gain in column (h) and owned by the foundation on 12/31/69			(l) Gains (Col. (h) gain minus col. (k), but not less than -0-) or Losses (from col.(h))
(i) F.M.V. as of 12/31/69	(j) Adjusted basis as of 12/31/69	(k) Excess of col. (i) over col. (j), if any	
			21
			2
			-1
			-43
			-16
			-12
			-1
			-1
			-11

Form 990PF Part IV - Capital Gains and Losses for Tax on Investment Income - Columns a - d

List and describe the kind(s) of property sold (e.g., real estate, (a) 2-story brick warehouse; or common stock, 200 shs. MLC Co.)	(b) How acquired P—Purchase D—Donation	(c) Date acquired (mo., day, yr.)	(d) Date sold (mo., day, yr.)
. FHLMC 2295 CL BD 6.0% 03/15/2031 DTD 03/01/2001		2014-03-19	2020-01-15
. FHLMC 3710 CL GB 4.0% 08/15/2025 DTD 08/01/2010		2012-06-12	2020-01-15
. FHLMC 3854 CL EW 4.0% 05/15/2026 DTD 05/01/2011		2012-01-06	2020-01-15
. FHLMC 2510 CL ND 6.0% 10/15/2032 DTD 10/01/2002		2017-08-10	2020-01-15
. FEDERAL HOME LN MTG CORP MULTICLASS		2008-12-09	2020-01-15
. FHLMC 2809 CL GJ 6.0% 06/15/2034 DTD 06/01/2004		2015-06-29	2020-01-15
. FEDERAL HOME LN MTG CORP MULTICLASS		2008-12-30	2020-01-15
. FHLMC 3431 CL AT 5.0% 03/15/2023 DTD 03/01/2008		2013-06-27	2020-01-15
. GNMA GTD PASS THRU CTF		2003-04-23	2020-01-15
. GNMA GTD PASS THRU CTF		1999-04-27	2020-01-15

Form 990PF Part IV - Capital Gains and Losses for Tax on Investment Income - Columns e - h

(e) Gross sales price	(f) Depreciation allowed (or allowable)	(g) Cost or other basis plus expense of sale	(h) Gain or (loss) (e) plus (f) minus (g)
79		86	-7
299		331	-32
565		607	-42
329		364	-35
70		65	5
189		213	-24
12		12	
513		564	-51
31		33	-2
62		62	

Form 990PF Part IV - Capital Gains and Losses for Tax on Investment Income - Columns i - l

Complete only for assets showing gain in column (h) and owned by the foundation on 12/31/69			(l) Gains (Col. (h) gain minus col. (k), but not less than -0-) or Losses (from col.(h))
(i) F.M.V. as of 12/31/69	Adjusted basis (j) as of 12/31/69	Excess of col. (i) (k) over col. (j), if any	
			-7
			-32
			-42
			-35
			5
			-24
			-51
			-2

Form 990PF Part IV - Capital Gains and Losses for Tax on Investment Income - Columns a - d

List and describe the kind(s) of property sold (e.g., real estate, (a) 2-story brick warehouse; or common stock, 200 shs. MLC Co.)	(b) How acquired P—Purchase D—Donation	(c) Date acquired (mo., day, yr.)	(d) Date sold (mo., day, yr.)
6. CORTEVA INC		2015-07-15	2020-01-16
4. CORTEVA INC		2015-07-15	2020-01-16
1. CORTEVA INC		2015-07-15	2020-01-16
1. CORTEVA INC		2015-07-15	2020-01-16
. GNMA 2003-29 CL PD 5.5% 04/16/2033 DTD 04/01/2003		2017-04-20	2020-01-16
. FANNIE MAE		2007-12-19	2020-01-17
. GM FINL AUTOMOBILE LEASING TR 2018-2 2018-2 CL A3 3.06% 06/21/2021 D		2018-06-19	2020-01-21
. GNMA 2003-79 CL PC 5.5% 09/20/2033 DTD 09/01/2003		2016-06-14	2020-01-21
. GNMA 2005-6 CL UY 5.0% 10/20/2034 DTD 01/01/2005		2016-07-06	2020-01-21
48. QUALCOMM INC		2019-05-01	2020-01-23

Form 990PF Part IV - Capital Gains and Losses for Tax on Investment Income - Columns e - h

(e) Gross sales price	(f) Depreciation allowed (or allowable)	(g) Cost or other basis plus expense of sale	(h) Gain or (loss) (e) plus (f) minus (g)
173		162	11
115		108	7
29		27	2
29		27	2
202		221	-19
101		103	-2
2,482		2,482	
252		282	-30
130		144	-14
4,410		4,152	258

Form 990PF Part IV - Capital Gains and Losses for Tax on Investment Income - Columns i - l

Complete only for assets showing gain in column (h) and owned by the foundation on 12/31/69			(l) Gains (Col. (h) gain minus col. (k), but not less than -0-) or Losses (from col.(h))
(i) F.M.V. as of 12/31/69	(j) Adjusted basis as of 12/31/69	(k) Excess of col. (i) over col. (j), if any	
			11
			7
			2
			2
			-19
			-2
			-30
			-14
			258

Form 990PF Part IV - Capital Gains and Losses for Tax on Investment Income - Columns a - d			
List and describe the kind(s) of property sold (e.g., real estate, (a) 2-story brick warehouse; or common stock, 200 shs. MLC Co.)	(b) How acquired P—Purchase D—Donation	(c) Date acquired (mo., day, yr.)	(d) Date sold (mo., day, yr.)
1. QUALCOMM INC		2019-05-01	2020-01-23
. FEDERAL NATL MTG ASSN GTD REMIC PASS		2007-09-26	2020-01-27
. FANNIE MAE		2003-07-08	2020-01-27
. FEDERAL NATL MTG ASSN GTD REMIC PASS		2007-11-30	2020-01-27
. FEDERAL NATL MTG ASSN GTD REMIC PASS		2007-09-27	2020-01-27
. FEDERAL NATL MTG ASSN GTD REMIC PASS		2019-08-22	2020-01-27
. FNMA 2011-75 CL BL 3.5% 08/25/2021 DTD 07/01/2011		2014-03-18	2020-01-27
. FNMA 253849 7% 06/01/21		2012-09-24	2020-01-27
. FEDERAL NATL MTG ASSN GTD MTG PASS		2003-04-23	2020-01-27
. FEDERAL NATL MTG ASSN GTD MTG PASS		2003-04-23	2020-01-27

Form 990PF Part IV - Capital Gains and Losses for Tax on Investment Income - Columns e - h

(e) Gross sales price	(f) Depreciation allowed (or allowable)	(g) Cost or other basis plus expense of sale	(h) Gain or (loss) (e) plus (f) minus (g)
92		87	5
105		109	-4
127		129	-2
67		69	-2
		102	-102
203		110	93
595		628	-33
277		313	-36
11		11	
9		9	

Form 990PF Part IV - Capital Gains and Losses for Tax on Investment Income - Columns i - l

Complete only for assets showing gain in column (h) and owned by the foundation on 12/31/69			(l) Gains (Col. (h) gain minus col. (k), but not less than -0-) or Losses (from col.(h))
(i) F.M.V. as of 12/31/69	(j) Adjusted basis as of 12/31/69	(k) Excess of col. (i) over col. (j), if any	
			5
			-4
			-2
			-2
			-102
			93
			-33
			-36

Form 990PF Part IV - Capital Gains and Losses for Tax on Investment Income - Columns a - d

List and describe the kind(s) of property sold (e.g., real estate, (a) 2-story brick warehouse; or common stock, 200 shs. MLC Co.)	(b) How acquired P—Purchase D—Donation	(c) Date acquired (mo., day, yr.)	(d) Date sold (mo., day, yr.)
. FNMA AL5441 4.5% 09/01/41		2018-11-27	2020-01-27
. FNMA AN2978 2.62% 11/01/26		2019-11-20	2020-01-27
. FANNIE MAE		2009-09-18	2020-01-27
. FEDERAL NATL MTG ASSN GTD REMIC PASS		2007-12-27	2020-01-27
. GNMA II POOL 2003-32 CL UJ 5.5% 05/25/2033 DTD 04/01/2003		2012-02-28	2020-01-27
. FNMA 2003-42 CL GB 4.0% 05/25/2033 DTD 04/01/2003		2017-12-18	2020-01-27
. FNMA 2003-71 CL MB 5.5% 08/25/2033 DTD 07/01/2003		2016-06-09	2020-01-27
. FNMA 2004-49 CL EB 5.0% 07/25/2024 DTD 06/01/2004		2017-11-07	2020-01-27
. FANNIE MAE		2009-10-16	2020-01-27
. FNMA 2006-22 CL CE 4.5% 08/25/2023 DTD 03/01/2006		2010-06-23	2020-01-27

Form 990PF Part IV - Capital Gains and Losses for Tax on Investment Income - Columns e - h

(e) Gross sales price	(f) Depreciation allowed (or allowable)	(g) Cost or other basis plus expense of sale	(h) Gain or (loss) (e) plus (f) minus (g)
499		517	-18
70		72	-2
270		230	40
247		240	7
204		233	-29
138		142	-4
255		284	-29
533		565	-32
42		39	3
113		118	-5

Form 990PF Part IV - Capital Gains and Losses for Tax on Investment Income - Columns i - l

Complete only for assets showing gain in column (h) and owned by the foundation on 12/31/69			(l) Gains (Col. (h) gain minus col. (k), but not less than -0-) or Losses (from col.(h))
(i) F.M.V. as of 12/31/69	(j) Adjusted basis as of 12/31/69	(k) Excess of col. (i) over col. (j), if any	
			-18
			-2
			40
			7
			-29
			-4
			-29
			-32
			3
			-5

Form 990PF Part IV - Capital Gains and Losses for Tax on Investment Income - Columns a - d

List and describe the kind(s) of property sold (e.g., real estate, (a) 2-story brick warehouse; or common stock, 200 shs. MLC Co.)	(b) How acquired P—Purchase D—Donation	(c) Date acquired (mo., day, yr.)	(d) Date sold (mo., day, yr.)
. FANNIE MAE		2014-02-05	2020-01-27
. FNMA 2006-93 CL YL 5.5% 10/25/2036 DTD 09/01/2006		2018-11-29	2020-01-27
. FNMA 889235 5% 03/01/23		2011-08-16	2020-01-27
. FEDERAL NATL MTG ASSN GTD MTG PASS		2007-09-28	2020-01-27
24. EOG RESOURCES INC		2016-05-19	2020-01-28
4. EOG RESOURCES INC		2016-05-19	2020-01-28
2. EOG RESOURCES INC		2016-03-07	2020-01-29
2. EOG RESOURCES INC		2016-03-07	2020-01-29
1. EOG RESOURCES INC		2016-03-07	2020-01-29
18. EOG RESOURCES INC		2016-03-07	2020-01-29

Form 990PF Part IV - Capital Gains and Losses for Tax on Investment Income - Columns e - h

(e) Gross sales price	(f) Depreciation allowed (or allowable)	(g) Cost or other basis plus expense of sale	(h) Gain or (loss) (e) plus (f) minus (g)
105		119	-14
125		132	-7
84		91	-7
37		38	-1
1,850		1,929	-79
309		320	-11
154		145	9
154		145	9
77		72	5
1,358		1,302	56

Form 990PF Part IV - Capital Gains and Losses for Tax on Investment Income - Columns i - l

Complete only for assets showing gain in column (h) and owned by the foundation on 12/31/69			(l) Gains (Col. (h) gain minus col. (k), but not less than -0-) or Losses (from col.(h))
(i) F.M.V. as of 12/31/69	(j) Adjusted basis as of 12/31/69	(k) Excess of col. (i) over col. (j), if any	
			-14
			-7
			-7
			-1
			-79
			-11
			9
			9
			5
			56

Form 990PF Part IV - Capital Gains and Losses for Tax on Investment Income - Columns a - d

List and describe the kind(s) of property sold (e.g., real estate, (a) 2-story brick warehouse; or common stock, 200 shs. MLC Co.)	(b) How acquired P—Purchase D—Donation	(c) Date acquired (mo., day, yr.)	(d) Date sold (mo., day, yr.)
18. EOG RESOURCES INC		2016-03-07	2020-01-29
18. EOG RESOURCES INC		2016-03-07	2020-01-29
24. EOG RESOURCES INC		2016-03-07	2020-01-30
6. EOG RESOURCES INC		2016-03-07	2020-01-30
95000. US TREAS 1.375% 01/31/20		2015-03-10	2020-01-31
5000. ROCKWELL COLLINS INC SR NTS 3.5% 03/15/2027 DTD		2018-01-03	2020-02-07
25. ABBVIE INC		2019-11-11	2020-02-10
6. ADOBE SYS INC		2012-08-03	2020-02-10
5. ALEXION PHARMACEUTICALS INC		2019-03-14	2020-02-10
4. ALPHABET INC-CL C		2012-07-11	2020-02-10

Form 990PF Part IV - Capital Gains and Losses for Tax on Investment Income - Columns e - h

(e) Gross sales price	(f) Depreciation allowed (or allowable)	(g) Cost or other basis plus expense of sale	(h) Gain or (loss) (e) plus (f) minus (g)
1,380		1,302	78
1,362		1,302	60
1,784		1,736	48
451		434	17
95,000		95,000	
5,458		5,074	384
2,348		2,132	216
2,217		192	2,025
507		673	-166
5,986		1,222	4,764

Form 990PF Part IV - Capital Gains and Losses for Tax on Investment Income - Columns i - l

Complete only for assets showing gain in column (h) and owned by the foundation on 12/31/69			(l) Gains (Col. (h) gain minus col. (k), but not less than -0-) or Losses (from col.(h))
(i) F.M.V. as of 12/31/69	(j) Adjusted basis as of 12/31/69	(k) Excess of col. (i) over col. (j), if any	
			78
			60
			48
			17
			384
			216
			2,025
			-166
			4,764

Form 990PF Part IV - Capital Gains and Losses for Tax on Investment Income - Columns a - d

List and describe the kind(s) of property sold (e.g., real estate, (a) 2-story brick warehouse; or common stock, 200 shs. MLC Co.)	(b) How acquired P—Purchase D—Donation	(c) Date acquired (mo., day, yr.)	(d) Date sold (mo., day, yr.)
2. ALPHABET INC-CL A		2012-07-11	2020-02-10
3. AMAZON COM INC		2020-01-28	2020-02-10
1. AMAZON COM INC		2015-02-02	2020-02-10
18. AMERICAN EXPRESS CO		2019-05-16	2020-02-10
28. APPLE COMPUTER INC		2009-08-21	2020-02-10
11. AUTOMATIC DATA PROCESSING INC		2018-10-22	2020-02-10
85. BANK OF AMERICA CORPORATION		2012-11-08	2020-02-10
12. BERKSHIRE HATHAWAY INC DEL CL B		2017-04-20	2020-02-10
53. BOSTON SCIENTIFIC CORP		2016-12-05	2020-02-10
31. BRISTOL MYERS SQUIBB CO		2019-11-20	2020-02-10

Form 990PF Part IV - Capital Gains and Losses for Tax on Investment Income - Columns e - h

(e) Gross sales price	(f) Depreciation allowed (or allowable)	(g) Cost or other basis plus expense of sale	(h) Gain or (loss) (e) plus (f) minus (g)
2,993		571	2,422
6,366		5,562	804
2,122		363	1,759
2,370		2,153	217
8,924		669	8,255
1,966		1,584	382
2,922		806	2,116
2,714		1,980	734
2,241		1,097	1,144
2,057		1,749	308

Form 990PF Part IV - Capital Gains and Losses for Tax on Investment Income - Columns i - l

Complete only for assets showing gain in column (h) and owned by the foundation on 12/31/69			(l) Gains (Col. (h) gain minus col. (k), but not less than -0-) or Losses (from col.(h))
(i) F.M.V. as of 12/31/69	(j) Adjusted basis as of 12/31/69	(k) Excess of col. (i) over col. (j), if any	
			2,422
			804
			1,759
			217
			8,255
			382
			2,116
			734
			1,144
			308

Form 990PF Part IV - Capital Gains and Losses for Tax on Investment Income - Columns a - d			
List and describe the kind(s) of property sold (e.g., real estate, (a) 2-story brick warehouse; or common stock, 200 shs. MLC Co.)	(b) How acquired P—Purchase D—Donation	(c) Date acquired (mo., day, yr.)	(d) Date sold (mo., day, yr.)
10. BROADCOM INC		2013-05-16	2020-02-10
6. CHARTER COMMUNICATIONS INC-A		2016-02-09	2020-02-10
37. CITIGROUP INC NEW		2012-01-23	2020-02-10
25. COCA-COLA CO		2018-04-13	2020-02-10
72. COMCAST CORP NEW CL A		2009-12-07	2020-02-10
21. DIAMONDBACK ENERGY INC		2017-05-15	2020-02-10
12. DISNEY WALT CO		2016-10-07	2020-02-10
10.101 DUPONT DE NEMOURS INC-WI		2015-06-18	2020-02-10
7.899 DUPONT DE NEMOURS INC-WI		2019-04-08	2020-02-10
17. ELECTRONIC ARTS		2018-11-27	2020-02-10

Form 990PF Part IV - Capital Gains and Losses for Tax on Investment Income - Columns e - h

(e) Gross sales price	(f) Depreciation allowed (or allowable)	(g) Cost or other basis plus expense of sale	(h) Gain or (loss) (e) plus (f) minus (g)
3,124		342	2,782
3,180		1,098	2,082
2,892		1,209	1,683
1,495		1,113	382
3,197		2,348	849
1,527		2,179	-652
1,701		1,111	590
525		801	-276
411		671	-260
1,856		1,455	401

Form 990PF Part IV - Capital Gains and Losses for Tax on Investment Income - Columns i - l

Complete only for assets showing gain in column (h) and owned by the foundation on 12/31/69			(l) Gains (Col. (h) gain minus col. (k), but not less than -0-) or Losses (from col.(h))
(i) F.M.V. as of 12/31/69	(j) Adjusted basis as of 12/31/69	(k) Excess of col. (i) over col. (j), if any	
			2,782
			2,082
			1,683
			382
			849
			-652
			590
			-276
			-260
			401

Form 990PF Part IV - Capital Gains and Losses for Tax on Investment Income - Columns a - d

List and describe the kind(s) of property sold (e.g., real estate, (a) 2-story brick warehouse; or common stock, 200 shs. MLC Co.)	(b) How acquired P—Purchase D—Donation	(c) Date acquired (mo., day, yr.)	(d) Date sold (mo., day, yr.)
15. FACEBOOK INC-A		2020-01-08	2020-02-10
17. FIDELITY NATL INFORMATION SVCS INC		2014-12-18	2020-02-10
35. FISERV INC		2019-06-14	2020-02-10
8. GENERAL DYNAMICS CORP		2016-08-22	2020-02-10
13. HOME DEPOT INC		2011-09-29	2020-02-10
20. HONEYWELL INTL INC		2009-12-16	2020-02-10
8. INTERCONTINENTALEXCHANGE GROUP, INC		2017-01-31	2020-02-10
74. KEYCORP NEW		2016-03-01	2020-02-10
17. LILLY ELI & CO		2016-04-07	2020-02-10
15. LOWES COS INC		2011-09-22	2020-02-10

Form 990PF Part IV - Capital Gains and Losses for Tax on Investment Income - Columns e - h

(e) Gross sales price	(f) Depreciation allowed (or allowable)	(g) Cost or other basis plus expense of sale	(h) Gain or (loss) (e) plus (f) minus (g)
3,178		3,209	-31
2,542		1,068	1,474
4,318		3,313	1,005
1,497		1,217	280
3,099		439	2,660
3,505		785	2,720
757		465	292
1,440		790	650
2,460		1,260	1,200
1,814		286	1,528

Form 990PF Part IV - Capital Gains and Losses for Tax on Investment Income - Columns i - l

Complete only for assets showing gain in column (h) and owned by the foundation on 12/31/69			(l) Gains (Col. (h) gain minus col. (k), but not less than -0-) or Losses (from col.(h))
(i) F.M.V. as of 12/31/69	(j) Adjusted basis as of 12/31/69	(k) Excess of col. (i) over col. (j), if any	
			-31
			1,474
			1,005
			280
			2,660
			2,720
			292
			650
			1,200
			1,528

Form 990PF Part IV - Capital Gains and Losses for Tax on Investment Income - Columns a - d			
List and describe the kind(s) of property sold (e.g., real estate, (a) 2-story brick warehouse; or common stock, 200 shs. MLC Co.)	(b) How acquired P—Purchase D—Donation	(c) Date acquired (mo., day, yr.)	(d) Date sold (mo., day, yr.)
38. MARATHON PETROLEUM CORPORATION		2018-03-09	2020-02-10
15. MASTERCARD INC - CLASS A		2009-08-21	2020-02-10
6. MCDONALDS CORP		2019-06-10	2020-02-10
30. MERCK & CO INC		2016-08-12	2020-02-10
67. MICROSOFT CORP		1998-01-14	2020-02-10
35. MONDELEZ INTERNATIONAL-W/I		2011-09-09	2020-02-10
60. MORGAN STANLEY DEAN WITTER & CO NEW		2013-04-19	2020-02-10
5. NETFLIX.COM INC		2018-09-13	2020-02-10
8. NEXTERA ENERGY INC		2016-10-18	2020-02-10
14. NORFOLK SOUTHN CORP		2017-11-21	2020-02-10

Form 990PF Part IV - Capital Gains and Losses for Tax on Investment Income - Columns e - h

(e) Gross sales price	(f) Depreciation allowed (or allowable)	(g) Cost or other basis plus expense of sale	(h) Gain or (loss) (e) plus (f) minus (g)
2,076		2,669	-593
4,930		305	4,625
1,273		1,207	66
2,569		1,898	671
12,492		1,102	11,390
2,063		765	1,298
3,293		1,233	2,060
1,857		1,853	4
2,161		1,002	1,159
2,929		1,805	1,124

Form 990PF Part IV - Capital Gains and Losses for Tax on Investment Income - Columns i - l

Complete only for assets showing gain in column (h) and owned by the foundation on 12/31/69			(l) Gains (Col. (h) gain minus col. (k), but not less than -0-) or Losses (from col.(h))
(i) F.M.V. as of 12/31/69	(j) Adjusted basis as of 12/31/69	(k) Excess of col. (l) over col. (j), if any	
			-593
			4,625
			66
			671
			11,390
			1,298
			2,060
			4
			1,159
			1,124

Form 990PF Part IV - Capital Gains and Losses for Tax on Investment Income - Columns a - d

List and describe the kind(s) of property sold (e.g., real estate, (a) 2-story brick warehouse; or common stock, 200 shs. MLC Co.)	(b) How acquired P—Purchase D—Donation	(c) Date acquired (mo., day, yr.)	(d) Date sold (mo., day, yr.)
7. NORTHROP GRUMMAN CORP		2016-09-16	2020-02-10
8. NVIDIA CORP		2017-10-03	2020-02-10
2. O'REILLY AUTOMOTIVE INC		2017-05-04	2020-02-10
20. PAYPAL HOLDINGS INC		2018-01-26	2020-02-10
20. PEPSICO INC		2014-10-07	2020-02-10
72. PFIZER INC		2017-01-03	2020-02-10
10. PHILIP MORRIS INTERNATIONAL		2018-10-24	2020-02-10
11. PIONEER NAT RES CO		2015-12-07	2020-02-10
16. PROCTER & GAMBLE CO		2019-06-05	2020-02-10
14. ROSS STORES INC		2018-12-11	2020-02-10

Form 990PF Part IV - Capital Gains and Losses for Tax on Investment Income - Columns e - h

(e) Gross sales price	(f) Depreciation allowed (or allowable)	(g) Cost or other basis plus expense of sale	(h) Gain or (loss) (e) plus (f) minus (g)
2,536		1,480	1,056
2,076		1,433	643
780		501	279
2,395		1,701	694
2,915		1,899	1,016
2,719		2,375	344
881		891	-10
1,496		1,472	24
2,016		1,708	308
1,648		1,128	520

Form 990PF Part IV - Capital Gains and Losses for Tax on Investment Income - Columns i - l

Complete only for assets showing gain in column (h) and owned by the foundation on 12/31/69			(l) Gains (Col. (h) gain minus col. (k), but not less than -0-) or Losses (from col.(h))
(i) F.M.V. as of 12/31/69	(j) Adjusted basis as of 12/31/69	(k) Excess of col. (i) over col. (j), if any	
			1,056
			643
			279
			694
			1,016
			344
			-10
			24
			308
			520

Form 990PF Part IV - Capital Gains and Losses for Tax on Investment Income - Columns a - d

List and describe the kind(s) of property sold (e.g., real estate, (a) 2-story brick warehouse; or common stock, 200 shs. MLC Co.)	(b) How acquired P—Purchase D—Donation	(c) Date acquired (mo., day, yr.)	(d) Date sold (mo., day, yr.)
10. SALESFORCE.COM INC		2019-10-25	2020-02-10
7. SALESFORCE.COM INC		2018-04-17	2020-02-10
11. STANLEY BLACK & DECKER,INC.		2016-02-11	2020-02-10
17. TEXAS INSTRS INC		2020-01-23	2020-02-10
9. TEXAS INSTRS INC		2016-02-05	2020-02-10
4. THERMO ELECTRON CORP		2020-01-14	2020-02-10
16. UNION PAC CORP		2015-09-29	2020-02-10
7. UNITED TECHNOLOGIES CORP		2017-12-06	2020-02-10
18. UNITEDHEALTH GROUP INC		2010-12-02	2020-02-10
5. VERTEX PHARMACEUTICALS INC		2011-11-28	2020-02-10

Form 990PF Part IV - Capital Gains and Losses for Tax on Investment Income - Columns e - h

(e) Gross sales price	(f) Depreciation allowed (or allowable)	(g) Cost or other basis plus expense of sale	(h) Gain or (loss) (e) plus (f) minus (g)
1,883		1,506	377
1,318		863	455
1,807		992	815
2,182		2,247	-65
1,155		448	707
1,323		1,331	-8
2,944		1,530	1,414
1,090		848	242
5,175		682	4,493
1,211		136	1,075

Form 990PF Part IV - Capital Gains and Losses for Tax on Investment Income - Columns i - l

Complete only for assets showing gain in column (h) and owned by the foundation on 12/31/69			(l) Gains (Col. (h) gain minus col. (k), but not less than -0-) or Losses (from col.(h))
(i) F.M.V. as of 12/31/69	(j) Adjusted basis as of 12/31/69	(k) Excess of col. (i) over col. (j), if any	
			377
			455
			815
			-65
			707
			-8
			1,414
			242
			4,493
			1,075

Form 990PF Part IV - Capital Gains and Losses for Tax on Investment Income - Columns a - d			
List and describe the kind(s) of property sold (e.g., real estate, (a) 2-story brick warehouse; or common stock, 200 shs. MLC Co.)	(b) How acquired P—Purchase D—Donation	(c) Date acquired (mo., day, yr.)	(d) Date sold (mo., day, yr.)
11. VISA INC CLASS A SHARES		2015-12-11	2020-02-10
12. WASTE CONNECTIONS INC		2016-07-26	2020-02-10
27. WELLS FARGO & CO NEW		1997-09-12	2020-02-10
6. WEX INC		2016-05-03	2020-02-10
8. YUM BRANDS INC		2018-11-28	2020-02-10
18. ZIMMER HLDGS INC		2017-11-10	2020-02-10
11. ALLEGION PLC		2015-10-27	2020-02-10
6. ACCENTURE PLC		2014-04-03	2020-02-10
19. LINDE PLC		2019-04-08	2020-02-10
13. CHUBB LTD		2009-08-21	2020-02-10

Form 990PF Part IV - Capital Gains and Losses for Tax on Investment Income - Columns e - h

(e) Gross sales price	(f) Depreciation allowed (or allowable)	(g) Cost or other basis plus expense of sale	(h) Gain or (loss) (e) plus (f) minus (g)
2,259		839	1,420
1,202		595	607
1,282		348	934
1,280		549	731
817		730	87
2,834		1,999	835
1,495		708	787
1,275		474	801
4,086		3,512	574
2,118		662	1,456

Form 990PF Part IV - Capital Gains and Losses for Tax on Investment Income - Columns i - l

Complete only for assets showing gain in column (h) and owned by the foundation on 12/31/69			(l) Gains (Col. (h) gain minus col. (k), but not less than -0-) or Losses (from col.(h))
(i) F.M.V. as of 12/31/69	(j) Adjusted basis as of 12/31/69	(k) Excess of col. (i) over col. (j), if any	
			1,420
			607
			934
			731
			87
			835
			787
			801
			574
			1,456

Form 990PF Part IV - Capital Gains and Losses for Tax on Investment Income - Columns a - d

List and describe the kind(s) of property sold (e.g., real estate, (a) 2-story brick warehouse; or common stock, 200 shs. MLC Co.)	(b) How acquired P—Purchase D—Donation	(c) Date acquired (mo., day, yr.)	(d) Date sold (mo., day, yr.)
14. NXP SEMICONDUCTORS NV		2019-02-19	2020-02-10
1748. ISHARES MSCI EAFE INDEX FUND		2013-08-07	2020-02-12
866. JPMORGAN BETABUILDERS JAPAN ETF		2018-07-12	2020-02-12
503. JPMORGAN BETABUILDERS JAPAN ETF		2018-07-12	2020-02-12
2787.142 MFS INTL INTRINSIC VALUE-R6		2012-10-01	2020-02-12
20000. BK OF AMER CORP SR NTS MTN VAR RT 07/21/2023 DTD		2017-12-13	2020-02-13
5000. CITIGROUP INC SR NTS VAR RT 07/24/2023 DTD		2017-11-27	2020-02-13
15000. MORGAN STANLEY SR NTS 3.75% 02/25/2023 DTD		2016-03-14	2020-02-13
5000. MORGAN STANLEY SR NTS MTN 5.5% 07/28/2021 DTD		2014-04-09	2020-02-13
. CARMAX AUTO OWNER TR 2017-3 2017-3 CL A3 1.97% 04/15/2022 DTD		2017-12-21	2020-02-18

Form 990PF Part IV - Capital Gains and Losses for Tax on Investment Income - Columns e - h

(e) Gross sales price	(f) Depreciation allowed (or allowable)	(g) Cost or other basis plus expense of sale	(h) Gain or (loss) (e) plus (f) minus (g)
1,846		1,870	-24
122,017		106,776	15,241
21,260		20,446	814
12,357		11,872	485
129,296		75,138	54,158
20,418		20,012	406
5,109		4,989	120
15,820		15,426	394
5,262		5,669	-407
2,963		2,924	39

Form 990PF Part IV - Capital Gains and Losses for Tax on Investment Income - Columns i - l

Complete only for assets showing gain in column (h) and owned by the foundation on 12/31/69			(l) Gains (Col. (h) gain minus col. (k), but not less than -0-) or Losses (from col.(h))
(i) F.M.V. as of 12/31/69	(j) Adjusted basis as of 12/31/69	(k) Excess of col. (i) over col. (j), if any	
			-24
			15,241
			814
			485
			54,158
			406
			120
			394
			-407
			39

Form 990PF Part IV - Capital Gains and Losses for Tax on Investment Income - Columns a - d

List and describe the kind(s) of property sold (e.g., real estate, (a) 2-story brick warehouse; or common stock, 200 shs. MLC Co.)	(b) How acquired P—Purchase D—Donation	(c) Date acquired (mo., day, yr.)	(d) Date sold (mo., day, yr.)
. DRIVE AUTO RECEIVABLES TR 2019-2 2019-2 CL A2A 2.93% 03/15/2022 DTD		2019-09-17	2020-02-18
. FEDERAL HOME LN MTG CORP PARTN CTFS		2006-01-17	2020-02-18
. FHLMC 1186 CL I 7.0% 12/15/2021 DTD 12/01/1991		2013-09-04	2020-02-18
. FHLMC 1376 CL Z 7.5% 09/15/2022 DTD 09/01/1992		2013-09-04	2020-02-18
. FHLMC 2424 CL EM 6.375% 03/15/2032 DTD 03/01/2002		2014-02-20	2020-02-18
. FEDERAL HOME LN MTG CORP MULTICLASS		2007-12-24	2020-02-18
. FEDERAL HOME LN MTG CORP MULTICLASS		2007-08-03	2020-02-18
. FHLMC 2165 CL PE 6.0% 06/15/2029 DTD 06/01/1999		2014-03-19	2020-02-18
. FHLMC 2295 CL BD 6.0% 03/15/2031 DTD 03/01/2001		2014-03-19	2020-02-18
. FANNIE MAE		2007-12-19	2020-02-18

Form 990PF Part IV - Capital Gains and Losses for Tax on Investment Income - Columns e - h

(e) Gross sales price	(f) Depreciation allowed (or allowable)	(g) Cost or other basis plus expense of sale	(h) Gain or (loss) (e) plus (f) minus (g)
1,253		1,256	-3
4		4	
144		162	-18
106		121	-15
167		187	-20
26		27	-1
69		70	-1
340		372	-32
94		103	-9
78		80	-2

Form 990PF Part IV - Capital Gains and Losses for Tax on Investment Income - Columns i - l

Complete only for assets showing gain in column (h) and owned by the foundation on 12/31/69			(l) Gains (Col. (h) gain minus col. (k), but not less than -0-) or Losses (from col.(h))
(i) F.M.V. as of 12/31/69	(j) Adjusted basis as of 12/31/69	(k) Excess of col. (i) over col. (j), if any	
			-3
			-18
			-15
			-20
			-1
			-1
			-32
			-9
			-2

Form 990PF Part IV - Capital Gains and Losses for Tax on Investment Income - Columns a - d

List and describe the kind(s) of property sold (e.g., real estate, (a) 2-story brick warehouse; or common stock, 200 shs. MLC Co.)	(b) How acquired P—Purchase D—Donation	(c) Date acquired (mo., day, yr.)	(d) Date sold (mo., day, yr.)
. FHLMC 3710 CL GB 4.0% 08/15/2025 DTD 08/01/2010		2012-06-12	2020-02-18
. FHLMC 3854 CL EW 4.0% 05/15/2026 DTD 05/01/2011		2012-01-06	2020-02-18
. FHLMC 2510 CL ND 6.0% 10/15/2032 DTD 10/01/2002		2017-08-10	2020-02-18
. FEDERAL HOME LN MTG CORP MULTICLASS		2008-12-09	2020-02-18
. FHLMC 2809 CL GJ 6.0% 06/15/2034 DTD 06/01/2004		2015-06-29	2020-02-18
. FEDERAL HOME LN MTG CORP MULTICLASS		2008-12-30	2020-02-18
. FHLMC 3431 CL AT 5.0% 03/15/2023 DTD 03/01/2008		2013-06-27	2020-02-18
. GNMA GTD PASS THRU CTF		2003-04-23	2020-02-18
. GNMA GTD PASS THRU CTF		1999-04-27	2020-02-18
. GNMA 2003-29 CL PD 5.5% 04/16/2033 DTD 04/01/2003		2017-04-20	2020-02-18

Form 990PF Part IV - Capital Gains and Losses for Tax on Investment Income - Columns e - h

(e) Gross sales price	(f) Depreciation allowed (or allowable)	(g) Cost or other basis plus expense of sale	(h) Gain or (loss) (e) plus (f) minus (g)
242		267	-25
470		505	-35
387		428	-41
83		77	6
86		97	-11
11		12	-1
522		575	-53
12		12	
62		62	
258		283	-25

Form 990PF Part IV - Capital Gains and Losses for Tax on Investment Income - Columns i - l

Complete only for assets showing gain in column (h) and owned by the foundation on 12/31/69			(l) Gains (Col. (h) gain minus col. (k), but not less than -0-) or Losses (from col.(h))
(i) F.M.V. as of 12/31/69	(j) Adjusted basis as of 12/31/69	(k) Excess of col. (i) over col. (j), if any	
			-25
			-35
			-41
			6
			-11
			-1
			-53
			-25

Form 990PF Part IV - Capital Gains and Losses for Tax on Investment Income - Columns a - d

List and describe the kind(s) of property sold (e.g., real estate, (a) 2-story brick warehouse; or common stock, 200 shs. MLC Co.)	(b) How acquired P—Purchase D—Donation	(c) Date acquired (mo., day, yr.)	(d) Date sold (mo., day, yr.)
. GM FINL AUTOMOBILE LEASING TR 2018-2 2018-2 CL A3 3.06% 06/21/2021 D		2018-06-19	2020-02-20
. GNMA 2003-79 CL PC 5.5% 09/20/2033 DTD 09/01/2003		2016-06-14	2020-02-20
. GNMA 2005-6 CL UY 5.0% 10/20/2034 DTD 01/01/2005		2016-07-06	2020-02-20
13. ELECTRONIC ARTS		2018-11-27	2020-02-25
17. ELECTRONIC ARTS		2018-11-27	2020-02-25
. FEDERAL NATL MTG ASSN GTD REMIC PASS		2007-09-26	2020-02-25
. FANNIE MAE		2003-07-08	2020-02-25
. FEDERAL NATL MTG ASSN GTD REMIC PASS		2007-11-30	2020-02-25
. FEDERAL NATL MTG ASSN GTD REMIC PASS		2007-09-27	2020-02-25
. FEDERAL NATL MTG ASSN GTD REMIC PASS		2019-08-22	2020-02-25

Form 990PF Part IV - Capital Gains and Losses for Tax on Investment Income - Columns e - h

(e) Gross sales price	(f) Depreciation allowed (or allowable)	(g) Cost or other basis plus expense of sale	(h) Gain or (loss) (e) plus (f) minus (g)
2,709		2,709	
216		243	-27
142		158	-16
1,378		1,105	273
1,792		1,444	348
186		194	-8
121		123	-2
90		93	-3
		61	-61
121		66	55

Form 990PF Part IV - Capital Gains and Losses for Tax on Investment Income - Columns i - l

Complete only for assets showing gain in column (h) and owned by the foundation on 12/31/69			(l) Gains (Col. (h) gain minus col. (k), but not less than -0-) or Losses (from col.(h))
(i) F.M.V. as of 12/31/69	(j) Adjusted basis as of 12/31/69	(k) Excess of col. (i) over col. (j), if any	
			-27
			-16
			273
			348
			-8
			-2
			-3
			-61
			55

Form 990PF Part IV - Capital Gains and Losses for Tax on Investment Income - Columns a - d

List and describe the kind(s) of property sold (e.g., real estate, (a) 2-story brick warehouse; or common stock, 200 shs. MLC Co.)	(b) How acquired P—Purchase D—Donation	(c) Date acquired (mo., day, yr.)	(d) Date sold (mo., day, yr.)
. FNMA 2011-75 CL BL 3.5% 08/25/2021 DTD 07/01/2011		2014-03-18	2020-02-25
. FNMA 253849 7% 06/01/21		2012-09-24	2020-02-25
. FEDERAL NATL MTG ASSN GTD MTG PASS		2003-04-23	2020-02-25
. FEDERAL NATL MTG ASSN GTD MTG PASS		2003-04-23	2020-02-25
. FNMA AL5441 4.5% 09/01/41		2018-11-27	2020-02-25
. FNMA AN2978 2.62% 11/01/26		2019-11-20	2020-02-25
. FANNIE MAE		2009-09-18	2020-02-25
. FEDERAL NATL MTG ASSN GTD REMIC PASS		2007-12-27	2020-02-25
. GNMA II POOL 2003-32 CL UJ 5.5% 05/25/2033 DTD 04/01/2003		2012-02-28	2020-02-25
. FNMA 2003-42 CL GB 4.0% 05/25/2033 DTD 04/01/2003		2017-12-18	2020-02-25

Form 990PF Part IV - Capital Gains and Losses for Tax on Investment Income - Columns e - h

(e) Gross sales price	(f) Depreciation allowed (or allowable)	(g) Cost or other basis plus expense of sale	(h) Gain or (loss) (e) plus (f) minus (g)
586		618	-32
100		113	-13
10		11	-1
9		9	
376		390	-14
71		72	-1
53		45	8
266		258	8
1,750		1,995	-245
141		145	-4

Form 990PF Part IV - Capital Gains and Losses for Tax on Investment Income - Columns i - l

Complete only for assets showing gain in column (h) and owned by the foundation on 12/31/69			(l) Gains (Col. (h) gain minus col. (k), but not less than -0-) or Losses (from col.(h))
(i) F.M.V. as of 12/31/69	(j) Adjusted basis as of 12/31/69	(k) Excess of col. (i) over col. (j), if any	
			-32
			-13
			-1
			-14
			-1
			8
			8
			-245
			-4

Form 990PF Part IV - Capital Gains and Losses for Tax on Investment Income - Columns a - d

List and describe the kind(s) of property sold (e.g., real estate, (a) 2-story brick warehouse; or common stock, 200 shs. MLC Co.)	(b) How acquired P—Purchase D—Donation	(c) Date acquired (mo., day, yr.)	(d) Date sold (mo., day, yr.)
. FNMA 2003-71 CL MB 5.5% 08/25/2033 DTD 07/01/2003		2016-06-09	2020-02-25
. FNMA 2004-49 CL EB 5.0% 07/25/2024 DTD 06/01/2004		2017-11-07	2020-02-25
. FANNIE MAE		2009-10-16	2020-02-25
. FNMA 2006-22 CL CE 4.5% 08/25/2023 DTD 03/01/2006		2010-06-23	2020-02-25
. FANNIE MAE		2014-02-05	2020-02-25
. FNMA 2006-93 CL YL 5.5% 10/25/2036 DTD 09/01/2006		2018-11-29	2020-02-25
. FNMA 889235 5% 03/01/23		2011-08-16	2020-02-25
. FEDERAL NATL MTG ASSN GTD MTG PASS		2007-09-28	2020-02-25
4. ACCENTURE PLC		2014-04-03	2020-02-25
20. ACCENTURE PLC		2014-04-03	2020-02-26

Form 990PF Part IV - Capital Gains and Losses for Tax on Investment Income - Columns e - h

(e) Gross sales price	(f) Depreciation allowed (or allowable)	(g) Cost or other basis plus expense of sale	(h) Gain or (loss) (e) plus (f) minus (g)
121		134	-13
532		563	-31
39		36	3
114		119	-5
103		116	-13
135		142	-7
68		73	-5
34		35	-1
791		316	475
3,953		1,580	2,373

Form 990PF Part IV - Capital Gains and Losses for Tax on Investment Income - Columns i - l

Complete only for assets showing gain in column (h) and owned by the foundation on 12/31/69			(l) Gains (Col. (h) gain minus col. (k), but not less than -0-) or Losses (from col.(h))
(i) F.M.V. as of 12/31/69	(j) Adjusted basis as of 12/31/69	(k) Excess of col. (i) over col. (j), if any	
			-13
			-31
			3
			-5
			-13
			-7
			-5
			-1
			475
			2,373

Form 990PF Part IV - Capital Gains and Losses for Tax on Investment Income - Columns a - d

List and describe the kind(s) of property sold (e.g., real estate, (a) 2-story brick warehouse; or common stock, 200 shs. MLC Co.)	(b) How acquired P—Purchase D—Donation	(c) Date acquired (mo., day, yr.)	(d) Date sold (mo., day, yr.)
51. DISNEY WALT CO		2016-10-07	2020-03-04
116. WELLS FARGO & CO NEW		1997-09-12	2020-03-04
5000. HALLIBURTON CO SR NTS 3.8% 11/15/2025 DTD		2019-07-09	2020-03-05
1577. ISHARES MISC EAFE INDEX FUND		2016-09-15	2020-03-05
3491. JPMORGAN BETABUILDERS JAPAN ETF		2018-07-12	2020-03-05
325. JPMORGAN BETABUILDERS JAPAN ETF		2019-08-26	2020-03-05
13214.213 JPM INFLATN MGD BND FD - USD - R6 ISIN US48121L8090		2015-08-06	2020-03-05
3. ALEXION PHARMACEUTICALS INC		2019-03-14	2020-03-11
1. ALEXION PHARMACEUTICALS INC		2019-03-14	2020-03-11
2. DUPONT DE NEMOURS INC-WI		2016-08-10	2020-03-11

Form 990PF Part IV - Capital Gains and Losses for Tax on Investment Income - Columns e - h

(e) Gross sales price	(f) Depreciation allowed (or allowable)	(g) Cost or other basis plus expense of sale	(h) Gain or (loss) (e) plus (f) minus (g)
6,028		4,720	1,308
4,724		1,496	3,228
5,667		5,232	435
98,803		91,888	6,915
76,477		82,317	-5,840
7,120		7,292	-172
138,749		135,261	3,488
251		404	-153
84		135	-51
73		158	-85

Form 990PF Part IV - Capital Gains and Losses for Tax on Investment Income - Columns i - l

Complete only for assets showing gain in column (h) and owned by the foundation on 12/31/69			(l) Gains (Col. (h) gain minus col. (k), but not less than -0-) or Losses (from col.(h))
(i) F.M.V. as of 12/31/69	(j) Adjusted basis as of 12/31/69	(k) Excess of col. (i) over col. (j), if any	
			1,308
			3,228
			435
			6,915
			-5,840
			-172
			3,488
			-153
			-51
			-85

Form 990PF Part IV - Capital Gains and Losses for Tax on Investment Income - Columns a - d			
List and describe the kind(s) of property sold (e.g., real estate, (a) 2-story brick warehouse; or common stock, 200 shs. MLC Co.)	(b) How acquired P—Purchase D—Donation	(c) Date acquired (mo., day, yr.)	(d) Date sold (mo., day, yr.)
77. DUPONT DE NEMOURS INC-WI		2015-07-15	2020-03-11
7. ALEXION PHARMACEUTICALS INC		2019-03-14	2020-03-12
4. ALEXION PHARMACEUTICALS INC		2019-03-14	2020-03-12
9. ALEXION PHARMACEUTICALS INC		2019-03-14	2020-03-13
. CARMAX AUTO OWNER TR 2017-3 2017-3 CL A3 1.97% 04/15/2022 DTD		2017-12-21	2020-03-16
. DRIVE AUTO RECEIVABLES TR 2019-2 2019-2 CL A2A 2.93% 03/15/2022 DTD		2019-09-17	2020-03-16
. FEDERAL HOME LN MTG CORP PARTN CTFS		2006-01-17	2020-03-16
. FHLMC 1186 CL I 7.0% 12/15/2021 DTD 12/01/1991		2013-09-04	2020-03-16
. FHLMC 1376 CL Z 7.5% 09/15/2022 DTD 09/01/1992		2013-09-04	2020-03-16
. FHLMC 2424 CL EM 6.375% 03/15/2032 DTD 03/01/2002		2014-02-20	2020-03-16

Form 990PF Part IV - Capital Gains and Losses for Tax on Investment Income - Columns e - h

(e) Gross sales price	(f) Depreciation allowed (or allowable)	(g) Cost or other basis plus expense of sale	(h) Gain or (loss) (e) plus (f) minus (g)
2,847		6,036	-3,189
555		943	-388
306		539	-233
718		1,212	-494
2,689		2,653	36
1,238		1,240	-2
4		4	
144		162	-18
106		121	-15
259		291	-32

Form 990PF Part IV - Capital Gains and Losses for Tax on Investment Income - Columns i - l

Complete only for assets showing gain in column (h) and owned by the foundation on 12/31/69			(l) Gains (Col. (h) gain minus col. (k), but not less than -0-) or Losses (from col.(h))
(i) F.M.V. as of 12/31/69	(j) Adjusted basis as of 12/31/69	(k) Excess of col. (i) over col. (j), if any	
			-3,189
			-388
			-233
			-494
			36
			-2
			-18
			-15
			-32

Form 990PF Part IV - Capital Gains and Losses for Tax on Investment Income - Columns a - d

List and describe the kind(s) of property sold (e.g., real estate, (a) 2-story brick warehouse; or common stock, 200 shs. MLC Co.)	(b) How acquired P—Purchase D—Donation	(c) Date acquired (mo., day, yr.)	(d) Date sold (mo., day, yr.)
. FEDERAL HOME LN MTG CORP MULTICLASS		2007-12-24	2020-03-16
. FEDERAL HOME LN MTG CORP MULTICLASS		2007-08-03	2020-03-16
. FHLMC 2165 CL PE 6.0% 06/15/2029 DTD 06/01/1999		2014-03-19	2020-03-16
. FHLMC 2295 CL BD 6.0% 03/15/2031 DTD 03/01/2001		2014-03-19	2020-03-16
. FHLMC 3710 CL GB 4.0% 08/15/2025 DTD 08/01/2010		2012-06-12	2020-03-16
. FHLMC 3854 CL EW 4.0% 05/15/2026 DTD 05/01/2011		2012-01-06	2020-03-16
. FHLMC 2510 CL ND 6.0% 10/15/2032 DTD 10/01/2002		2017-08-10	2020-03-16
. FEDERAL HOME LN MTG CORP MULTICLASS		2008-12-09	2020-03-16
. FHLMC 2809 CL GJ 6.0% 06/15/2034 DTD 06/01/2004		2015-06-29	2020-03-16
. FHLMC 3047 CL NZ 5.5% 10/15/2035 DTD 10/01/2005		2020-02-14	2020-03-16

Form 990PF Part IV - Capital Gains and Losses for Tax on Investment Income - Columns e - h

(e) Gross sales price	(f) Depreciation allowed (or allowable)	(g) Cost or other basis plus expense of sale	(h) Gain or (loss) (e) plus (f) minus (g)
38		39	-1
73		74	-1
99		108	-9
74		81	-7
211		234	-23
321		345	-24
323		357	-34
73		68	5
100		112	-12
689		770	-81

Form 990PF Part IV - Capital Gains and Losses for Tax on Investment Income - Columns i - l

Complete only for assets showing gain in column (h) and owned by the foundation on 12/31/69			(l) Gains (Col. (h) gain minus col. (k), but not less than -0-) or Losses (from col.(h))
(i) F.M.V. as of 12/31/69	(j) Adjusted basis as of 12/31/69	(k) Excess of col. (i) over col. (j), if any	
			-1
			-1
			-9
			-7
			-23
			-24
			-34
			5
			-12
			-81

Form 990PF Part IV - Capital Gains and Losses for Tax on Investment Income - Columns a - d

List and describe the kind(s) of property sold (e.g., real estate, (a) 2-story brick warehouse; or common stock, 200 shs. MLC Co.)	(b) How acquired P—Purchase D—Donation	(c) Date acquired (mo., day, yr.)	(d) Date sold (mo., day, yr.)
. FEDERAL HOME LN MTG CORP MULTICLASS		2008-12-30	2020-03-16
. FHLMC 3431 CL AT 5.0% 03/15/2023 DTD 03/01/2008		2013-06-27	2020-03-16
. GNMA GTD PASS THRU CTF		2003-04-23	2020-03-16
. GNMA GTD PASS THRU CTF		1999-04-27	2020-03-16
. GNMA 2003-29 CL PD 5.5% 04/16/2033 DTD 04/01/2003		2017-04-20	2020-03-16
. FANNIE MAE		2007-12-19	2020-03-17
1258.785 FIDELITY 500 INDEX-INST PRM		2019-08-26	2020-03-17
622.901 FIDELITY 500 INDEX-INST PRM		2019-08-26	2020-03-18
764. ISHARES MISCI EAFE INDEX FUND		2016-09-15	2020-03-18
544. JPMORGAN BETABUILDERS EUROPE ETF		2020-02-12	2020-03-18

Form 990PF Part IV - Capital Gains and Losses for Tax on Investment Income - Columns e - h

(e) Gross sales price	(f) Depreciation allowed (or allowable)	(g) Cost or other basis plus expense of sale	(h) Gain or (loss) (e) plus (f) minus (g)
73		76	-3
452		497	-45
11		11	
63		63	
275		301	-26
67		69	-2
110,836		132,286	-21,450
52,025		62,483	-10,458
35,480		44,503	-9,023
8,818		14,030	-5,212

Form 990PF Part IV - Capital Gains and Losses for Tax on Investment Income - Columns i - l

Complete only for assets showing gain in column (h) and owned by the foundation on 12/31/69			(l) Gains (Col. (h) gain minus col. (k), but not less than -0-) or Losses (from col.(h))
(i) F.M.V. as of 12/31/69	(j) Adjusted basis as of 12/31/69	(k) Excess of col. (i) over col. (j), if any	
			-3
			-45
			-26
			-2
			-21,450
			-10,458
			-9,023
			-5,212

Form 990PF Part IV - Capital Gains and Losses for Tax on Investment Income - Columns a - d

List and describe the kind(s) of property sold (e.g., real estate, (a) 2-story brick warehouse; or common stock, 200 shs. MLC Co.)	(b) How acquired P—Purchase D—Donation	(c) Date acquired (mo., day, yr.)	(d) Date sold (mo., day, yr.)
1224. JPMORGAN BETABUILDERS EUROPE ETF		2020-02-12	2020-03-18
. GM FINL AUTOMOBILE LEASING TR 2018-2 2018-2 CL A3 3.06% 06/21/2021 D		2018-06-19	2020-03-20
. GNMA 2003-79 CL PC 5.5% 09/20/2033 DTD 09/01/2003		2016-06-14	2020-03-20
. GNMA 2005-6 CL UY 5.0% 10/20/2034 DTD 01/01/2005		2016-07-06	2020-03-20
. FEDERAL NATL MTG ASSN GTD REMIC PASS		2007-09-26	2020-03-25
. FANNIE MAE		2003-07-08	2020-03-25
. FEDERAL NATL MTG ASSN GTD REMIC PASS		2007-11-30	2020-03-25
. FEDERAL NATL MTG ASSN GTD REMIC PASS		2007-09-27	2020-03-25
. FEDERAL NATL MTG ASSN GTD REMIC PASS		2019-08-22	2020-03-25
. FNMA 2011-75 CL BL 3.5% 08/25/2021 DTD 07/01/2011		2014-03-18	2020-03-25

Form 990PF Part IV - Capital Gains and Losses for Tax on Investment Income - Columns e - h

(e) Gross sales price	(f) Depreciation allowed (or allowable)	(g) Cost or other basis plus expense of sale	(h) Gain or (loss) (e) plus (f) minus (g)
20,197		31,562	-11,365
2,444		2,444	
217		244	-27
138		153	-15
115		120	-5
143		146	-3
103		106	-3
		146	-146
291		158	133
477		504	-27

Form 990PF Part IV - Capital Gains and Losses for Tax on Investment Income - Columns i - l

Complete only for assets showing gain in column (h) and owned by the foundation on 12/31/69			(l) Gains (Col. (h) gain minus col. (k), but not less than -0-) or Losses (from col.(h))
(i) F.M.V. as of 12/31/69	(j) Adjusted basis as of 12/31/69	(k) Excess of col. (i) over col. (j), if any	
			-11,365
			-27
			-15
			-5
			-3
			-3
			-146
			133
			-27

Form 990PF Part IV - Capital Gains and Losses for Tax on Investment Income - Columns a - d

List and describe the kind(s) of property sold (e.g., real estate, (a) 2-story brick warehouse; or common stock, 200 shs. MLC Co.)	(b) How acquired P—Purchase D—Donation	(c) Date acquired (mo., day, yr.)	(d) Date sold (mo., day, yr.)
. FNMA 253849 7% 06/01/21		2012-09-24	2020-03-25
. FEDERAL NATL MTG ASSN GTD MTG PASS		2003-04-23	2020-03-25
. FEDERAL NATL MTG ASSN GTD MTG PASS		2003-04-23	2020-03-25
. FNMA AL5441 4.5% 09/01/41		2018-11-27	2020-03-25
. FNMA AN2978 2.62% 11/01/26		2019-11-20	2020-03-25
. FANNIE MAE		2009-09-18	2020-03-25
. FEDERAL NATL MTG ASSN GTD REMIC PASS		2007-12-27	2020-03-25
. GNMA II POOL 2003-32 CL UJ 5.5% 05/25/2033 DTD 04/01/2003		2012-02-28	2020-03-25
. FNMA 2003-42 CL GB 4.0% 05/25/2033 DTD 04/01/2003		2017-12-18	2020-03-25
. FNMA 2003-71 CL MB 5.5% 08/25/2033 DTD 07/01/2003		2016-06-09	2020-03-25

Form 990PF Part IV - Capital Gains and Losses for Tax on Investment Income - Columns e - h

(e) Gross sales price	(f) Depreciation allowed (or allowable)	(g) Cost or other basis plus expense of sale	(h) Gain or (loss) (e) plus (f) minus (g)
101		114	-13
14		15	-1
9		9	
495		513	-18
83		85	-2
68		58	10
279		271	8
894		1,019	-125
5,106		5,272	-166
223		248	-25

Form 990PF Part IV - Capital Gains and Losses for Tax on Investment Income - Columns i - l

Complete only for assets showing gain in column (h) and owned by the foundation on 12/31/69			(l) Gains (Col. (h) gain minus col. (k), but not less than -0-) or Losses (from col.(h))
(i) F.M.V. as of 12/31/69	(j) Adjusted basis as of 12/31/69	(k) Excess of col. (i) over col. (j), if any	
			-13
			-1
			-18
			-2
			10
			8
			-125
			-166
			-25

Form 990PF Part IV - Capital Gains and Losses for Tax on Investment Income - Columns a - d

List and describe the kind(s) of property sold (e.g., real estate, (a) 2-story brick warehouse; or common stock, 200 shs. MLC Co.)	(b) How acquired P—Purchase D—Donation	(c) Date acquired (mo., day, yr.)	(d) Date sold (mo., day, yr.)
. FNMA 2004-49 CL EB 5.0% 07/25/2024 DTD 06/01/2004		2017-11-07	2020-03-25
. FANNIE MAE		2009-10-16	2020-03-25
. FNMA 2006-22 CL CE 4.5% 08/25/2023 DTD 03/01/2006		2010-06-23	2020-03-25
. FANNIE MAE		2014-02-05	2020-03-25
. FNMA 2006-93 CL YL 5.5% 10/25/2036 DTD 09/01/2006		2018-11-29	2020-03-25
. FNMA 889235 5% 03/01/23		2011-08-16	2020-03-25
. FEDERAL NATL MTG ASSN GTD MTG PASS		2007-09-28	2020-03-25
5000. CANADIAN NATL RES SR NTS 3.9% 02/01/2025 DTD		2015-10-02	2020-03-31
30. UNITED TECHNOLOGIES CORP		2017-12-05	2020-03-31
280. ISHARES TR 20+ TREAS INDEX FD		2019-09-24	2020-04-01

Form 990PF Part IV - Capital Gains and Losses for Tax on Investment Income - Columns e - h

(e) Gross sales price	(f) Depreciation allowed (or allowable)	(g) Cost or other basis plus expense of sale	(h) Gain or (loss) (e) plus (f) minus (g)
493		522	-29
32		30	2
136		142	-6
100		114	-14
128		135	-7
67		73	-6
34		35	-1
4,113		4,653	-540
2,836		3,618	-782
47,205		40,154	7,051

Form 990PF Part IV - Capital Gains and Losses for Tax on Investment Income - Columns i - l

Complete only for assets showing gain in column (h) and owned by the foundation on 12/31/69			(l) Gains (Col. (h) gain minus col. (k), but not less than -0-) or Losses (from col.(h))
(i) F.M.V. as of 12/31/69	(j) Adjusted basis as of 12/31/69	(k) Excess of col. (i) over col. (j), if any	
			-29
			2
			-6
			-14
			-7
			-6
			-1
			-540
			-782
			7,051

Form 990PF Part IV - Capital Gains and Losses for Tax on Investment Income - Columns a - d

List and describe the kind(s) of property sold (e.g., real estate, (a) 2-story brick warehouse; or common stock, 200 shs. MLC Co.)	(b) How acquired P—Purchase D—Donation	(c) Date acquired (mo., day, yr.)	(d) Date sold (mo., day, yr.)
1205. ISHARES MISC EAFE INDEX FUND		2016-09-15	2020-04-01
2569. JPMORGAN BETABUILDERS EUROPE ETF		2019-08-26	2020-04-01
3151.464 VANGUARD TTL INTL BND-ADM		2019-09-24	2020-04-01
5000. SVC PROPERTIES TR SR NTS 4.5% 06/15/2023 DTD		2018-01-17	2020-04-06
5000. OCCIDENTAL PETRLM COR SR NTS 4.1% 02/01/2021 DTD		2013-09-16	2020-04-08
. CARMAX AUTO OWNER TR 2017-3 2017-3 CL A3 1.97% 04/15/2022 DTD		2017-12-21	2020-04-15
. FEDERAL HOME LN MTG CORP PARTN CTFS		2006-01-17	2020-04-15
. FHLMC 1186 CL I 7.0% 12/15/2021 DTD 12/01/1991		2013-09-04	2020-04-15
. FHLMC 1376 CL Z 7.5% 09/15/2022 DTD 09/01/1992		2013-09-04	2020-04-15
. FHLMC 2424 CL EM 6.375% 03/15/2032 DTD 03/01/2002		2014-02-20	2020-04-15

Form 990PF Part IV - Capital Gains and Losses for Tax on Investment Income - Columns e - h

(e) Gross sales price	(f) Depreciation allowed (or allowable)	(g) Cost or other basis plus expense of sale	(h) Gain or (loss) (e) plus (f) minus (g)
62,476		69,972	-7,496
47,768		58,680	-10,912
71,255		74,217	-2,962
3,500		5,197	-1,697
4,600		5,175	-575
2,787		2,751	36
7		6	1
170		191	-21
130		148	-18
44		49	-5

Form 990PF Part IV - Capital Gains and Losses for Tax on Investment Income - Columns i - l

Complete only for assets showing gain in column (h) and owned by the foundation on 12/31/69			(l) Gains (Col. (h) gain minus col. (k), but not less than -0-) or Losses (from col.(h))
(i) F.M.V. as of 12/31/69	(j) Adjusted basis as of 12/31/69	(k) Excess of col. (i) over col. (j), if any	
			-7,496
			-10,912
			-2,962
			-1,697
			-575
			36
			1
			-21
			-18
			-5

Form 990PF Part IV - Capital Gains and Losses for Tax on Investment Income - Columns a - d

List and describe the kind(s) of property sold (e.g., real estate, (a) 2-story brick warehouse; or common stock, 200 shs. MLC Co.)	(b) How acquired P—Purchase D—Donation	(c) Date acquired (mo., day, yr.)	(d) Date sold (mo., day, yr.)
. FEDERAL HOME LN MTG CORP MULTICLASS		2007-12-24	2020-04-15
. FEDERAL HOME LN MTG CORP MULTICLASS		2007-08-03	2020-04-15
. FHLMC 2165 CL PE 6.0% 06/15/2029 DTD 06/01/1999		2014-03-19	2020-04-15
. FHLMC 2295 CL BD 6.0% 03/15/2031 DTD 03/01/2001		2014-03-19	2020-04-15
. FHLMC 3710 CL GB 4.0% 08/15/2025 DTD 08/01/2010		2012-06-12	2020-04-15
. FHLMC 3854 CL EW 4.0% 05/15/2026 DTD 05/01/2011		2012-01-06	2020-04-15
. FHLMC 2510 CL ND 6.0% 10/15/2032 DTD 10/01/2002		2017-08-10	2020-04-15
. FEDERAL HOME LN MTG CORP MULTICLASS		2008-12-09	2020-04-15
. FHLMC 2809 CL GJ 6.0% 06/15/2034 DTD 06/01/2004		2015-06-29	2020-04-15
. FHLMC 3047 CL NZ 5.5% 10/15/2035 DTD 10/01/2005		2020-02-14	2020-04-15

Form 990PF Part IV - Capital Gains and Losses for Tax on Investment Income - Columns e - h

(e) Gross sales price	(f) Depreciation allowed (or allowable)	(g) Cost or other basis plus expense of sale	(h) Gain or (loss) (e) plus (f) minus (g)
37		38	-1
75		77	-2
85		93	-8
75		82	-7
291		322	-31
481		518	-37
200		221	-21
86		80	6
264		298	-34
390		435	-45

Form 990PF Part IV - Capital Gains and Losses for Tax on Investment Income - Columns i - l

Complete only for assets showing gain in column (h) and owned by the foundation on 12/31/69			(l) Gains (Col. (h) gain minus col. (k), but not less than -0-) or Losses (from col.(h))
(i) F.M.V. as of 12/31/69	(j) Adjusted basis as of 12/31/69	(k) Excess of col. (i) over col. (j), if any	
			-1
			-2
			-8
			-7
			-31
			-37
			-21
			6
			-34
			-45

Form 990PF Part IV - Capital Gains and Losses for Tax on Investment Income - Columns a - d			
List and describe the kind(s) of property sold (e.g., real estate, (a) 2-story brick warehouse; or common stock, 200 shs. MLC Co.)	(b) How acquired P—Purchase D—Donation	(c) Date acquired (mo., day, yr.)	(d) Date sold (mo., day, yr.)
. FEDERAL HOME LN MTG CORP MULTICLASS		2008-12-30	2020-04-15
. FHLMC 3431 CL AT 5.0% 03/15/2023 DTD 03/01/2008		2013-06-27	2020-04-15
. GNMA GTD PASS THRU CTF		2003-04-23	2020-04-15
. GNMA GTD PASS THRU CTF		1999-04-27	2020-04-15
31. COMCAST CORP NEW CL A		2009-12-07	2020-04-16
55. COMCAST CORP NEW CL A		2009-12-07	2020-04-16
1. COMCAST CORP NEW CL A		2009-12-07	2020-04-16
38. COMCAST CORP NEW CL A		2009-12-07	2020-04-16
5. COMCAST CORP NEW CL A		2009-12-07	2020-04-16
. GNMA 2003-29 CL PD 5.5% 04/16/2033 DTD 04/01/2003		2017-04-20	2020-04-16

Form 990PF Part IV - Capital Gains and Losses for Tax on Investment Income - Columns e - h

(e) Gross sales price	(f) Depreciation allowed (or allowable)	(g) Cost or other basis plus expense of sale	(h) Gain or (loss) (e) plus (f) minus (g)
68		72	-4
466		513	-47
10		11	-1
63		63	
1,154		263	891
2,046		467	1,579
38		8	30
1,416		323	1,093
187		42	145
310		339	-29

Form 990PF Part IV - Capital Gains and Losses for Tax on Investment Income - Columns i - l

Complete only for assets showing gain in column (h) and owned by the foundation on 12/31/69			(l) Gains (Col. (h) gain minus col. (k), but not less than -0-) or Losses (from col.(h))
(i) F.M.V. as of 12/31/69	(j) Adjusted basis as of 12/31/69	(k) Excess of col. (i) over col. (j), if any	
			-4
			-47
			-1
			891
			1,579
			30
			1,093
			145
			-29

Form 990PF Part IV - Capital Gains and Losses for Tax on Investment Income - Columns a - d

List and describe the kind(s) of property sold (e.g., real estate, (a) 2-story brick warehouse; or common stock, 200 shs. MLC Co.)	(b) How acquired P—Purchase D—Donation	(c) Date acquired (mo., day, yr.)	(d) Date sold (mo., day, yr.)
8. ROSS STORES INC		2018-12-11	2020-04-16
9. ROSS STORES INC		2018-12-11	2020-04-16
10. ROSS STORES INC		2018-12-11	2020-04-16
32. ROSS STORES INC		2018-12-17	2020-04-16
. FANNIE MAE		2007-12-19	2020-04-17
. GM FINL AUTOMOBILE LEASING TR 2018-2 2018-2 CL A3 3.06% 06/21/2021 D		2018-06-19	2020-04-20
. GNMA 2003-79 CL PC 5.5% 09/20/2033 DTD 09/01/2003		2016-06-14	2020-04-20
. GNMA 2005-6 CL UY 5.0% 10/20/2034 DTD 01/01/2005		2016-07-06	2020-04-20
13000. DRIVE AUTO RECEIVABLES TR 2019-2 2019-2 CL A2A 2.93% 03/15/2022		2019-09-17	2020-04-24
. FEDERAL NATL MTG ASSN GTD REMIC PASS		2007-09-26	2020-04-27

Form 990PF Part IV - Capital Gains and Losses for Tax on Investment Income - Columns e - h

(e) Gross sales price	(f) Depreciation allowed (or allowable)	(g) Cost or other basis plus expense of sale	(h) Gain or (loss) (e) plus (f) minus (g)
701		645	56
789		725	64
877		803	74
2,799		2,526	273
85		87	-2
1,961		1,961	
232		260	-28
148		164	-16
24		24	
101		106	-5

Form 990PF Part IV - Capital Gains and Losses for Tax on Investment Income - Columns i - l

Complete only for assets showing gain in column (h) and owned by the foundation on 12/31/69			(l) Gains (Col. (h) gain minus col. (k), but not less than -0-) or Losses (from col.(h))
(i) F.M.V. as of 12/31/69	(j) Adjusted basis as of 12/31/69	(k) Excess of col. (i) over col. (j), if any	
			56
			64
			74
			273
			-2
			-28
			-16
			-5

Form 990PF Part IV - Capital Gains and Losses for Tax on Investment Income - Columns a - d

List and describe the kind(s) of property sold (e.g., real estate, (a) 2-story brick warehouse; or common stock, 200 shs. MLC Co.)	(b) How acquired P—Purchase D—Donation	(c) Date acquired (mo., day, yr.)	(d) Date sold (mo., day, yr.)
. FANNIE MAE		2003-07-08	2020-04-27
. FEDERAL NATL MTG ASSN GTD REMIC PASS		2007-11-30	2020-04-27
. FEDERAL NATL MTG ASSN GTD REMIC PASS		2007-09-27	2020-04-27
. FEDERAL NATL MTG ASSN GTD REMIC PASS		2019-08-22	2020-04-27
. FNMA 2011-75 CL BL 3.5% 08/25/2021 DTD 07/01/2011		2014-03-18	2020-04-27
. FNMA 253849 7% 06/01/21		2012-09-24	2020-04-27
. FEDERAL NATL MTG ASSN GTD MTG PASS		2003-04-23	2020-04-27
. FEDERAL NATL MTG ASSN GTD MTG PASS		2003-04-23	2020-04-27
. FNMA AL5441 4.5% 09/01/41		2018-11-27	2020-04-27
. FNMA AN2978 2.62% 11/01/26		2019-11-20	2020-04-27

Form 990PF Part IV - Capital Gains and Losses for Tax on Investment Income - Columns e - h

(e) Gross sales price	(f) Depreciation allowed (or allowable)	(g) Cost or other basis plus expense of sale	(h) Gain or (loss) (e) plus (f) minus (g)
144		147	-3
93		96	-3
		131	-131
261		141	120
482		508	-26
102		114	-12
11		11	
9		9	
469		486	-17
71		73	-2

Form 990PF Part IV - Capital Gains and Losses for Tax on Investment Income - Columns i - l

Complete only for assets showing gain in column (h) and owned by the foundation on 12/31/69			(l) Gains (Col. (h) gain minus col. (k), but not less than -0-) or Losses (from col.(h))
(i) F.M.V. as of 12/31/69	(j) Adjusted basis as of 12/31/69	(k) Excess of col. (i) over col. (j), if any	
			-3
			-3
			-131
			120
			-26
			-12
			-17
			-2

Form 990PF Part IV - Capital Gains and Losses for Tax on Investment Income - Columns a - d

List and describe the kind(s) of property sold (e.g., real estate, (a) 2-story brick warehouse; or common stock, 200 shs. MLC Co.)	(b) How acquired P—Purchase D—Donation	(c) Date acquired (mo., day, yr.)	(d) Date sold (mo., day, yr.)
. FANNIE MAE		2009-09-18	2020-04-27
. FEDERAL NATL MTG ASSN GTD REMIC PASS		2007-12-27	2020-04-27
. GNMA II POOL 2003-32 CL UJ 5.5% 05/25/2033 DTD 04/01/2003		2012-02-28	2020-04-27
. FNMA 2003-42 CL GB 4.0% 05/25/2033 DTD 04/01/2003		2017-12-18	2020-04-27
. FNMA 2003-71 CL MB 5.5% 08/25/2033 DTD 07/01/2003		2016-06-09	2020-04-27
. FNMA 2004-49 CL EB 5.0% 07/25/2024 DTD 06/01/2004		2017-11-07	2020-04-27
. FANNIE MAE		2009-10-16	2020-04-27
. FNMA 2006-22 CL CE 4.5% 08/25/2023 DTD 03/01/2006		2010-06-23	2020-04-27
. FANNIE MAE		2014-02-05	2020-04-27
. FNMA 2006-93 CL YL 5.5% 10/25/2036 DTD 09/01/2006		2018-11-29	2020-04-27

Form 990PF Part IV - Capital Gains and Losses for Tax on Investment Income - Columns e - h

(e) Gross sales price	(f) Depreciation allowed (or allowable)	(g) Cost or other basis plus expense of sale	(h) Gain or (loss) (e) plus (f) minus (g)
38		33	5
280		272	8
399		455	-56
134		138	-4
193		216	-23
554		586	-32
30		28	2
158		166	-8
98		111	-13
132		139	-7

Form 990PF Part IV - Capital Gains and Losses for Tax on Investment Income - Columns i - l

Complete only for assets showing gain in column (h) and owned by the foundation on 12/31/69			(l) Gains (Col. (h) gain minus col. (k), but not less than -0-) or Losses (from col.(h))
(i) F.M.V. as of 12/31/69	(j) Adjusted basis as of 12/31/69	(k) Excess of col. (i) over col. (j), if any	
			5
			8
			-56
			-4
			-23
			-32
			2
			-8
			-13
			-7

Form 990PF Part IV - Capital Gains and Losses for Tax on Investment Income - Columns a - d

List and describe the kind(s) of property sold (e.g., real estate, (a) 2-story brick warehouse; or common stock, 200 shs. MLC Co.)	(b) How acquired P—Purchase D—Donation	(c) Date acquired (mo., day, yr.)	(d) Date sold (mo., day, yr.)
. FNMA 889235 5% 03/01/23		2011-08-16	2020-04-27
. FEDERAL NATL MTG ASSN GTD MTG PASS		2007-09-28	2020-04-27
158. MARATHON PETROLEUM CORPORATION		2018-03-09	2020-04-27
12262.695 SIX CIRCLES ULTR SHRT DUR		2018-10-17	2020-04-29
20. ADOBE SYS INC		2012-08-03	2020-05-04
3. ADOBE SYS INC		2012-08-03	2020-05-04
11886.348 DOUBLELINE TTL RTRN BND-I		2017-07-25	2020-05-08
466.088 FIDELITY 500 INDEX-INST PRM		2019-08-26	2020-05-08
3723.182 VANGUARD TOT BD MKT IDX-ADM		2020-03-05	2020-05-08
. CARMAX AUTO OWNER TR 2017-3 2017-3 CL A3 1.97% 04/15/2022 DTD		2017-12-21	2020-05-15

Form 990PF Part IV - Capital Gains and Losses for Tax on Investment Income - Columns e - h

(e) Gross sales price	(f) Depreciation allowed (or allowable)	(g) Cost or other basis plus expense of sale	(h) Gain or (loss) (e) plus (f) minus (g)
58		63	-5
32		33	-1
4,145		10,165	-6,020
121,769		122,750	-981
6,970		639	6,331
1,046		96	950
125,520		127,303	-1,783
47,410		46,753	657
42,668		42,966	-298
2,451		2,419	32

Form 990PF Part IV - Capital Gains and Losses for Tax on Investment Income - Columns i - l

Complete only for assets showing gain in column (h) and owned by the foundation on 12/31/69			(l) Gains (Col. (h) gain minus col. (k), but not less than -0-) or Losses (from col.(h))
(i) F.M.V. as of 12/31/69	(j) Adjusted basis as of 12/31/69	(k) Excess of col. (i) over col. (j), if any	
			-5
			-1
			-6,020
			-981
			6,331
			950
			-1,783
			657
			-298
			32

Form 990PF Part IV - Capital Gains and Losses for Tax on Investment Income - Columns a - d

List and describe the kind(s) of property sold (e.g., real estate, (a) 2-story brick warehouse; or common stock, 200 shs. MLC Co.)	(b) How acquired P—Purchase D—Donation	(c) Date acquired (mo., day, yr.)	(d) Date sold (mo., day, yr.)
. FEDERAL HOME LN MTG CORP PARTN CTFS		2006-01-17	2020-05-15
. FHLMC 1186 CL I 7.0% 12/15/2021 DTD 12/01/1991		2013-09-04	2020-05-15
. FHLMC 1376 CL Z 7.5% 09/15/2022 DTD 09/01/1992		2013-09-04	2020-05-15
. FHLMC 2424 CL EM 6.375% 03/15/2032 DTD 03/01/2002		2014-02-20	2020-05-15
. FEDERAL HOME LN MTG CORP MULTICLASS		2007-12-24	2020-05-15
. FEDERAL HOME LN MTG CORP MULTICLASS		2007-08-03	2020-05-15
. FHLMC 2165 CL PE 6.0% 06/15/2029 DTD 06/01/1999		2014-03-19	2020-05-15
. FHLMC 2295 CL BD 6.0% 03/15/2031 DTD 03/01/2001		2014-03-19	2020-05-15
. FHLMC 3710 CL GB 4.0% 08/15/2025 DTD 08/01/2010		2012-06-12	2020-05-15
. FHLMC 3854 CL EW 4.0% 05/15/2026 DTD 05/01/2011		2012-01-06	2020-05-15

Form 990PF Part IV - Capital Gains and Losses for Tax on Investment Income - Columns e - h

(e) Gross sales price	(f) Depreciation allowed (or allowable)	(g) Cost or other basis plus expense of sale	(h) Gain or (loss) (e) plus (f) minus (g)
5		5	
146		165	-19
106		121	-15
48		53	-5
34		36	-2
86		87	-1
82		90	-8
69		76	-7
273		302	-29
307		330	-23

Form 990PF Part IV - Capital Gains and Losses for Tax on Investment Income - Columns i - l

Complete only for assets showing gain in column (h) and owned by the foundation on 12/31/69			(l) Gains (Col. (h) gain minus col. (k), but not less than -0-) or Losses (from col.(h))
(i) F.M.V. as of 12/31/69	(j) Adjusted basis as of 12/31/69	(k) Excess of col. (i) over col. (j), if any	
			-19
			-15
			-5
			-2
			-1
			-8
			-7
			-29
			-23

Form 990PF Part IV - Capital Gains and Losses for Tax on Investment Income - Columns a - d

List and describe the kind(s) of property sold (e.g., real estate, (a) 2-story brick warehouse; or common stock, 200 shs. MLC Co.)	(b) How acquired P—Purchase D—Donation	(c) Date acquired (mo., day, yr.)	(d) Date sold (mo., day, yr.)
. FHLMC 2510 CL ND 6.0% 10/15/2032 DTD 10/01/2002		2017-08-10	2020-05-15
. FEDERAL HOME LN MTG CORP MULTICLASS		2008-12-09	2020-05-15
. FHLMC 2809 CL GJ 6.0% 06/15/2034 DTD 06/01/2004		2015-06-29	2020-05-15
. FHLMC 3047 CL NZ 5.5% 10/15/2035 DTD 10/01/2005		2020-02-14	2020-05-15
. FEDERAL HOME LN MTG CORP MULTICLASS		2008-12-30	2020-05-15
. FHLMC 3431 CL AT 5.0% 03/15/2023 DTD 03/01/2008		2013-06-27	2020-05-15
. GNMA GTD PASS THRU CTF		2003-04-23	2020-05-15
. GNMA GTD PASS THRU CTF		1999-04-27	2020-05-15
. FANNIE MAE		2007-12-19	2020-05-18
. GNMA 2003-29 CL PD 5.5% 04/16/2033 DTD 04/01/2003		2017-04-20	2020-05-18

Form 990PF Part IV - Capital Gains and Losses for Tax on Investment Income - Columns e - h

(e) Gross sales price	(f) Depreciation allowed (or allowable)	(g) Cost or other basis plus expense of sale	(h) Gain or (loss) (e) plus (f) minus (g)
346		382	-36
50		46	4
251		283	-32
463		517	-54
92		97	-5
397		437	-40
10		10	
63		63	
83		84	-1
271		297	-26

Form 990PF Part IV - Capital Gains and Losses for Tax on Investment Income - Columns i - l

Complete only for assets showing gain in column (h) and owned by the foundation on 12/31/69			(l) Gains (Col. (h) gain minus col. (k), but not less than -0-) or Losses (from col.(h))
(i) F.M.V. as of 12/31/69	(j) Adjusted basis as of 12/31/69	(k) Excess of col. (i) over col. (j), if any	
			-36
			4
			-32
			-54
			-5
			-40
			-1
			-26

Form 990PF Part IV - Capital Gains and Losses for Tax on Investment Income - Columns a - d

List and describe the kind(s) of property sold (e.g., real estate, (a) 2-story brick warehouse; or common stock, 200 shs. MLC Co.)	(b) How acquired P—Purchase D—Donation	(c) Date acquired (mo., day, yr.)	(d) Date sold (mo., day, yr.)
5000. GEN ELEC CO NON-TRADEABLE ASSET		2015-01-27	2020-05-19
. GM FINL AUTOMOBILE LEASING TR 2018-2 2018-2 CL A3 3.06% 06/21/2021 D		2018-06-19	2020-05-20
. GNMA 2003-79 CL PC 5.5% 09/20/2033 DTD 09/01/2003		2016-06-14	2020-05-20
. GNMA 2005-6 CL UY 5.0% 10/20/2034 DTD 01/01/2005		2016-07-06	2020-05-20
. FEDERAL NATL MTG ASSN GTD REMIC PASS		2007-09-26	2020-05-26
. FANNIE MAE		2003-07-08	2020-05-26
. FEDERAL NATL MTG ASSN GTD REMIC PASS		2007-11-30	2020-05-26
. FEDERAL NATL MTG ASSN GTD REMIC PASS		2007-09-27	2020-05-26
. FEDERAL NATL MTG ASSN GTD REMIC PASS		2019-08-22	2020-05-26
. FNMA 2011-75 CL BL 3.5% 08/25/2021 DTD 07/01/2011		2014-03-18	2020-05-26

Form 990PF Part IV - Capital Gains and Losses for Tax on Investment Income - Columns e - h

(e) Gross sales price	(f) Depreciation allowed (or allowable)	(g) Cost or other basis plus expense of sale	(h) Gain or (loss) (e) plus (f) minus (g)
5,125		5,638	-513
1,149		1,149	
247		277	-30
113		125	-12
122		127	-5
105		107	-2
65		67	-2
		82	-82
163		88	75
447		471	-24

Form 990PF Part IV - Capital Gains and Losses for Tax on Investment Income - Columns i - l

Complete only for assets showing gain in column (h) and owned by the foundation on 12/31/69			(l) Gains (Col. (h) gain minus col. (k), but not less than -0-) or Losses (from col.(h))
(i) F.M.V. as of 12/31/69	(j) Adjusted basis as of 12/31/69	(k) Excess of col. (i) over col. (j), if any	
			-513
			-30
			-12
			-5
			-2
			-2
			-82
			75
			-24

Form 990PF Part IV - Capital Gains and Losses for Tax on Investment Income - Columns a - d

List and describe the kind(s) of property sold (e.g., real estate, (a) 2-story brick warehouse; or common stock, 200 shs. MLC Co.)	(b) How acquired P—Purchase D—Donation	(c) Date acquired (mo., day, yr.)	(d) Date sold (mo., day, yr.)
. FNMA 253849 7% 06/01/21		2012-09-24	2020-05-26
. FEDERAL NATL MTG ASSN GTD MTG PASS		2003-04-23	2020-05-26
. FEDERAL NATL MTG ASSN GTD MTG PASS		2003-04-23	2020-05-26
. FNMA AL5441 4.5% 09/01/41		2018-11-27	2020-05-26
. FNMA AN2978 2.62% 11/01/26		2019-11-20	2020-05-26
. FANNIE MAE		2009-09-18	2020-05-26
. FEDERAL NATL MTG ASSN GTD REMIC PASS		2007-12-27	2020-05-26
. GNMA II POOL 2003-32 CL UJ 5.5% 05/25/2033 DTD 04/01/2003		2012-02-28	2020-05-26
. FNMA 2003-42 CL GB 4.0% 05/25/2033 DTD 04/01/2003		2017-12-18	2020-05-26
. FNMA 2003-71 CL MB 5.5% 08/25/2033 DTD 07/01/2003		2016-06-09	2020-05-26

Form 990PF Part IV - Capital Gains and Losses for Tax on Investment Income - Columns e - h

(e) Gross sales price	(f) Depreciation allowed (or allowable)	(g) Cost or other basis plus expense of sale	(h) Gain or (loss) (e) plus (f) minus (g)
101		114	-13
9		10	-1
9		9	
630		654	-24
77		79	-2
139		118	21
244		237	7
676		770	-94
128		132	-4
126		141	-15

Form 990PF Part IV - Capital Gains and Losses for Tax on Investment Income - Columns i - l

Complete only for assets showing gain in column (h) and owned by the foundation on 12/31/69			(l) Gains (Col. (h) gain minus col. (k), but not less than -0-) or Losses (from col.(h))
(i) F.M.V. as of 12/31/69	(j) Adjusted basis as of 12/31/69	(k) Excess of col. (i) over col. (j), if any	
			-13
			-1
			-24
			-2
			21
			7
			-94
			-4
			-15

Form 990PF Part IV - Capital Gains and Losses for Tax on Investment Income - Columns a - d

List and describe the kind(s) of property sold (e.g., real estate, (a) 2-story brick warehouse; or common stock, 200 shs. MLC Co.)	(b) How acquired P—Purchase D—Donation	(c) Date acquired (mo., day, yr.)	(d) Date sold (mo., day, yr.)
. FNMA 2004-49 CL EB 5.0% 07/25/2024 DTD 06/01/2004		2017-11-07	2020-05-26
. FANNIE MAE		2009-10-16	2020-05-26
. FNMA 2006-22 CL CE 4.5% 08/25/2023 DTD 03/01/2006		2010-06-23	2020-05-26
. FANNIE MAE		2014-02-05	2020-05-26
. FNMA 2006-93 CL YL 5.5% 10/25/2036 DTD 09/01/2006		2018-11-29	2020-05-26
. FNMA 889235 5% 03/01/23		2011-08-16	2020-05-26
. FEDERAL NATL MTG ASSN GTD MTG PASS		2007-09-28	2020-05-26
6669.032 DOUBLELINE TTL RTRN BND-I		2017-07-25	2020-06-12
293. SPDR TR UNIT SER 1		2017-01-18	2020-06-12
. CARMAX AUTO OWNER TR 2017-3 2017-3 CL A3 1.97% 04/15/2022 DTD		2017-12-21	2020-06-15

Form 990PF Part IV - Capital Gains and Losses for Tax on Investment Income - Columns e - h

(e) Gross sales price	(f) Depreciation allowed (or allowable)	(g) Cost or other basis plus expense of sale	(h) Gain or (loss) (e) plus (f) minus (g)
541		572	-31
55		51	4
140		146	-6
68		77	-9
2,153		2,274	-121
69		75	-6
37		38	-1
71,292		71,425	-133
89,128		71,075	18,053
2,631		2,596	35

Form 990PF Part IV - Capital Gains and Losses for Tax on Investment Income - Columns i - l

Complete only for assets showing gain in column (h) and owned by the foundation on 12/31/69			(l) Gains (Col. (h) gain minus col. (k), but not less than -0-) or Losses (from col.(h))
(i) F.M.V. as of 12/31/69	(j) Adjusted basis as of 12/31/69	(k) Excess of col. (i) over col. (j), if any	
			-31
			4
			-6
			-9
			-121
			-6
			-1
			-133
			18,053
			35

Form 990PF Part IV - Capital Gains and Losses for Tax on Investment Income - Columns a - d

List and describe the kind(s) of property sold (e.g., real estate, (a) 2-story brick warehouse; or common stock, 200 shs. MLC Co.)	(b) How acquired P—Purchase D—Donation	(c) Date acquired (mo., day, yr.)	(d) Date sold (mo., day, yr.)
. FEDERAL HOME LN MTG CORP PARTN CTFS		2006-01-17	2020-06-15
. FHLMC 1186 CL I 7.0% 12/15/2021 DTD 12/01/1991		2013-09-04	2020-06-15
. FHLMC 1376 CL Z 7.5% 09/15/2022 DTD 09/01/1992		2013-09-04	2020-06-15
. FHLMC 2424 CL EM 6.375% 03/15/2032 DTD 03/01/2002		2014-02-20	2020-06-15
. FEDERAL HOME LN MTG CORP MULTICLASS		2007-12-24	2020-06-15
. FEDERAL HOME LN MTG CORP MULTICLASS		2007-08-03	2020-06-15
. FHLMC 2165 CL PE 6.0% 06/15/2029 DTD 06/01/1999		2014-03-19	2020-06-15
. FHLMC 2295 CL BD 6.0% 03/15/2031 DTD 03/01/2001		2014-03-19	2020-06-15
. FHLMC 3710 CL GB 4.0% 08/15/2025 DTD 08/01/2010		2012-06-12	2020-06-15
. FHLMC 3854 CL EW 4.0% 05/15/2026 DTD 05/01/2011		2012-01-06	2020-06-15

Form 990PF Part IV - Capital Gains and Losses for Tax on Investment Income - Columns e - h

(e) Gross sales price	(f) Depreciation allowed (or allowable)	(g) Cost or other basis plus expense of sale	(h) Gain or (loss) (e) plus (f) minus (g)
14		14	
286		321	-35
108		123	-15
72		80	-8
32		33	-1
61		62	-1
84		92	-8
90		99	-9
270		299	-29
395		424	-29

Form 990PF Part IV - Capital Gains and Losses for Tax on Investment Income - Columns i - l

Complete only for assets showing gain in column (h) and owned by the foundation on 12/31/69			(l) Gains (Col. (h) gain minus col. (k), but not less than -0-) or Losses (from col.(h))
(i) F.M.V. as of 12/31/69	(j) Adjusted basis as of 12/31/69	(k) Excess of col. (i) over col. (j), if any	
			-35
			-15
			-8
			-1
			-1
			-8
			-9
			-29
			-29

Form 990PF Part IV - Capital Gains and Losses for Tax on Investment Income - Columns a - d

List and describe the kind(s) of property sold (e.g., real estate, (a) 2-story brick warehouse; or common stock, 200 shs. MLC Co.)	(b) How acquired P—Purchase D—Donation	(c) Date acquired (mo., day, yr.)	(d) Date sold (mo., day, yr.)
. FHLMC 2510 CL ND 6.0% 10/15/2032 DTD 10/01/2002		2017-08-10	2020-06-15
. FEDERAL HOME LN MTG CORP MULTICLASS		2008-12-09	2020-06-15
. FHLMC 2809 CL GJ 6.0% 06/15/2034 DTD 06/01/2004		2015-06-29	2020-06-15
. FHLMC 3047 CL NZ 5.5% 10/15/2035 DTD 10/01/2005		2020-02-14	2020-06-15
. FEDERAL HOME LN MTG CORP MULTICLASS		2008-12-30	2020-06-15
. FHLMC 3431 CL AT 5.0% 03/15/2023 DTD 03/01/2008		2013-06-27	2020-06-15
. GNMA GTD PASS THRU CTF		2003-04-23	2020-06-15
. GNMA GTD PASS THRU CTF		1999-04-27	2020-06-15
. GNMA 2003-29 CL PD 5.5% 04/16/2033 DTD 04/01/2003		2017-04-20	2020-06-16
. FANNIE MAE		2007-12-19	2020-06-17

Form 990PF Part IV - Capital Gains and Losses for Tax on Investment Income - Columns e - h

(e) Gross sales price	(f) Depreciation allowed (or allowable)	(g) Cost or other basis plus expense of sale	(h) Gain or (loss) (e) plus (f) minus (g)
419		463	-44
72		67	5
347		390	-43
509		569	-60
12		12	
365		402	-37
11		11	
64		64	
318		349	-31
66		68	-2

Form 990PF Part IV - Capital Gains and Losses for Tax on Investment Income - Columns i - l

Complete only for assets showing gain in column (h) and owned by the foundation on 12/31/69			(l) Gains (Col. (h) gain minus col. (k), but not less than -0-) or Losses (from col.(h))
(i) F.M.V. as of 12/31/69	(j) Adjusted basis as of 12/31/69	(k) Excess of col. (i) over col. (j), if any	
			-44
			5
			-43
			-60
			-37
			-31
			-2

Form 990PF Part IV - Capital Gains and Losses for Tax on Investment Income - Columns a - d

List and describe the kind(s) of property sold (e.g., real estate, (a) 2-story brick warehouse; or common stock, 200 shs. MLC Co.)	(b) How acquired P—Purchase D—Donation	(c) Date acquired (mo., day, yr.)	(d) Date sold (mo., day, yr.)
. GM FINL AUTOMOBILE LEASING TR 2018-2 2018-2 CL A3 3.06% 06/21/2021 D		2018-06-19	2020-06-22
. GNMA 2003-79 CL PC 5.5% 09/20/2033 DTD 09/01/2003		2016-06-14	2020-06-22
. GNMA 2005-6 CL UY 5.0% 10/20/2034 DTD 01/01/2005		2016-07-06	2020-06-22
52. BERKSHIRE HATHAWAY INC DEL CL B		2017-04-20	2020-06-24
. FEDERAL NATL MTG ASSN GTD REMIC PASS		2007-09-26	2020-06-25
. FANNIE MAE		2003-07-08	2020-06-25
. FEDERAL NATL MTG ASSN GTD REMIC PASS		2007-11-30	2020-06-25
. FEDERAL NATL MTG ASSN GTD REMIC PASS		2007-09-27	2020-06-25
. FEDERAL NATL MTG ASSN GTD REMIC PASS		2019-08-22	2020-06-25
. FNMA 2011-75 CL BL 3.5% 08/25/2021 DTD 07/01/2011		2014-03-18	2020-06-25

Form 990PF Part IV - Capital Gains and Losses for Tax on Investment Income - Columns e - h

(e) Gross sales price	(f) Depreciation allowed (or allowable)	(g) Cost or other basis plus expense of sale	(h) Gain or (loss) (e) plus (f) minus (g)
1,663		1,663	
256		287	-31
196		218	-22
9,251		8,582	669
144		150	-6
138		141	-3
66		69	-3
		62	-62
124		67	57
485		512	-27

Form 990PF Part IV - Capital Gains and Losses for Tax on Investment Income - Columns i - l

Complete only for assets showing gain in column (h) and owned by the foundation on 12/31/69			(l) Gains (Col. (h) gain minus col. (k), but not less than -0-) or Losses (from col.(h))
(i) F.M.V. as of 12/31/69	(j) Adjusted basis as of 12/31/69	(k) Excess of col. (i) over col. (j), if any	
			-31
			-22
			669
			-6
			-3
			-3
			-62
			57
			-27

Form 990PF Part IV - Capital Gains and Losses for Tax on Investment Income - Columns a - d

List and describe the kind(s) of property sold (e.g., real estate, (a) 2-story brick warehouse; or common stock, 200 shs. MLC Co.)	(b) How acquired P—Purchase D—Donation	(c) Date acquired (mo., day, yr.)	(d) Date sold (mo., day, yr.)
. FNMA 253849 7% 06/01/21		2012-09-24	2020-06-25
. FEDERAL NATL MTG ASSN GTD MTG PASS		2003-04-23	2020-06-25
. FEDERAL NATL MTG ASSN GTD MTG PASS		2003-04-23	2020-06-25
. FNMA AL5441 4.5% 09/01/41		2018-11-27	2020-06-25
. FNMA AN2978 2.62% 11/01/26		2019-11-20	2020-06-25
. FANNIE MAE		2009-09-18	2020-06-25
. FEDERAL NATL MTG ASSN GTD REMIC PASS		2007-12-27	2020-06-25
. GNMA II POOL 2003-32 CL UJ 5.5% 05/25/2033 DTD 04/01/2003		2012-02-28	2020-06-25
. FNMA 2003-42 CL GB 4.0% 05/25/2033 DTD 04/01/2003		2017-12-18	2020-06-25
. FNMA 2003-71 CL MB 5.5% 08/25/2033 DTD 07/01/2003		2016-06-09	2020-06-25

Form 990PF Part IV - Capital Gains and Losses for Tax on Investment Income - Columns e - h

(e) Gross sales price	(f) Depreciation allowed (or allowable)	(g) Cost or other basis plus expense of sale	(h) Gain or (loss) (e) plus (f) minus (g)
84		95	-11
8		9	-1
9		9	
566		588	-22
72		74	-2
44		37	7
257		250	7
771		879	-108
136		140	-4
53		59	-6

Form 990PF Part IV - Capital Gains and Losses for Tax on Investment Income - Columns i - l

Complete only for assets showing gain in column (h) and owned by the foundation on 12/31/69			(l) Gains (Col. (h) gain minus col. (k), but not less than -0-) or Losses (from col.(h))
(i) F.M.V. as of 12/31/69	(j) Adjusted basis as of 12/31/69	(k) Excess of col. (i) over col. (j), if any	
			-11
			-1
			-22
			-2
			7
			7
			-108
			-4
			-6

Form 990PF Part IV - Capital Gains and Losses for Tax on Investment Income - Columns a - d

List and describe the kind(s) of property sold (e.g., real estate, (a) 2-story brick warehouse; or common stock, 200 shs. MLC Co.)	(b) How acquired P—Purchase D—Donation	(c) Date acquired (mo., day, yr.)	(d) Date sold (mo., day, yr.)
. FNMA 2004-49 CL EB 5.0% 07/25/2024 DTD 06/01/2004		2017-11-07	2020-06-25
. FANNIE MAE		2009-10-16	2020-06-25
. FNMA 2006-22 CL CE 4.5% 08/25/2023 DTD 03/01/2006		2010-06-23	2020-06-25
. FANNIE MAE		2014-02-05	2020-06-25
. FNMA 2006-93 CL YL 5.5% 10/25/2036 DTD 09/01/2006		2018-11-29	2020-06-25
. FNMA 889235 5% 03/01/23		2011-08-16	2020-06-25
. FEDERAL NATL MTG ASSN GTD MTG PASS		2007-09-28	2020-06-25
101. KEYCORP NEW		2016-03-01	2020-06-30
12. KEYCORP NEW		2016-03-01	2020-06-30
76. PFIZER INC		2017-01-03	2020-06-30

Form 990PF Part IV - Capital Gains and Losses for Tax on Investment Income - Columns e - h

(e) Gross sales price	(f) Depreciation allowed (or allowable)	(g) Cost or other basis plus expense of sale	(h) Gain or (loss) (e) plus (f) minus (g)
514		544	-30
25		24	1
117		123	-6
120		136	-16
2,251		2,377	-126
60		65	-5
33		34	-1
1,229		1,078	151
146		128	18
2,461		2,507	-46

Form 990PF Part IV - Capital Gains and Losses for Tax on Investment Income - Columns i - l

Complete only for assets showing gain in column (h) and owned by the foundation on 12/31/69			(l) Gains (Col. (h) gain minus col. (k), but not less than -0-) or Losses (from col.(h))
(i) F.M.V. as of 12/31/69	(j) Adjusted basis as of 12/31/69	(k) Excess of col. (i) over col. (j), if any	
			-30
			1
			-6
			-16
			-126
			-5
			-1
			151
			18
			-46

Form 990PF Part IV - Capital Gains and Losses for Tax on Investment Income - Columns a - d

List and describe the kind(s) of property sold (e.g., real estate, (a) 2-story brick warehouse; or common stock, 200 shs. MLC Co.)	(b) How acquired P—Purchase D—Donation	(c) Date acquired (mo., day, yr.)	(d) Date sold (mo., day, yr.)
26. KEYCORP NEW		2016-03-01	2020-07-01
8. KEYCORP NEW		2016-03-01	2020-07-01
45. KEYCORP NEW		2016-03-01	2020-07-01
20. KEYCORP NEW		2016-03-01	2020-07-01
1. KEYCORP NEW		2016-03-01	2020-07-01
18. KEYCORP NEW		2016-03-01	2020-07-01
38. KEYCORP NEW		2016-02-29	2020-07-02
1. KEYCORP NEW		2016-02-29	2020-07-02
39. KEYCORP NEW		2016-02-29	2020-07-02
2. KEYCORP NEW		2016-02-29	2020-07-02

Form 990PF Part IV - Capital Gains and Losses for Tax on Investment Income - Columns e - h

(e) Gross sales price	(f) Depreciation allowed (or allowable)	(g) Cost or other basis plus expense of sale	(h) Gain or (loss) (e) plus (f) minus (g)
312		278	34
97		85	12
526		480	46
232		214	18
12		11	1
210		192	18
461		402	59
12		11	1
457		412	45
24		21	3

Form 990PF Part IV - Capital Gains and Losses for Tax on Investment Income - Columns i - l

Complete only for assets showing gain in column (h) and owned by the foundation on 12/31/69			(l) Gains (Col. (h) gain minus col. (k), but not less than -0-) or Losses (from col.(h))
(i) F.M.V. as of 12/31/69	(j) Adjusted basis as of 12/31/69	(k) Excess of col. (i) over col. (j), if any	
			34
			12
			46
			18
			1
			18
			59
			1
			45
			3

Form 990PF Part IV - Capital Gains and Losses for Tax on Investment Income - Columns a - d

List and describe the kind(s) of property sold (e.g., real estate, (a) 2-story brick warehouse; or common stock, 200 shs. MLC Co.)	(b) How acquired P—Purchase D—Donation	(c) Date acquired (mo., day, yr.)	(d) Date sold (mo., day, yr.)
218. PFIZER INC		2016-11-09	2020-07-10
11. PFIZER INC		2016-11-09	2020-07-10
. CARMAX AUTO OWNER TR 2017-3 2017-3 CL A3 1.97% 04/15/2022 DTD		2017-12-21	2020-07-15
. FEDERAL HOME LN MTG CORP PARTN CTFS		2006-01-17	2020-07-15
. FHLMC 1186 CL I 7.0% 12/15/2021 DTD 12/01/1991		2013-09-04	2020-07-15
. FHLMC 1376 CL Z 7.5% 09/15/2022 DTD 09/01/1992		2013-09-04	2020-07-15
. FEDERAL HOME LN MTG CORP MULTICLASS		2007-12-24	2020-07-15
. FHLMC 2165 CL PE 6.0% 06/15/2029 DTD 06/01/1999		2014-03-19	2020-07-15
. FHLMC 3710 CL GB 4.0% 08/15/2025 DTD 08/01/2010		2012-06-12	2020-07-15
. FHLMC 3854 CL EW 4.0% 05/15/2026 DTD 05/01/2011		2012-01-06	2020-07-15

Form 990PF Part IV - Capital Gains and Losses for Tax on Investment Income - Columns e - h

(e) Gross sales price	(f) Depreciation allowed (or allowable)	(g) Cost or other basis plus expense of sale	(h) Gain or (loss) (e) plus (f) minus (g)
7,350		7,057	293
370		355	15
2,638		2,603	35
246		242	4
141		159	-18
122		139	-17
22		23	-1
113		123	-10
286		316	-30
349		375	-26

Form 990PF Part IV - Capital Gains and Losses for Tax on Investment Income - Columns i - l

Complete only for assets showing gain in column (h) and owned by the foundation on 12/31/69			(l) Gains (Col. (h) gain minus col. (k), but not less than -0-) or Losses (from col.(h))
(i) F.M.V. as of 12/31/69	(j) Adjusted basis as of 12/31/69	(k) Excess of col. (i) over col. (j), if any	
			293
			15
			35
			4
			-18
			-17
			-1
			-10
			-30
			-26

Form 990PF Part IV - Capital Gains and Losses for Tax on Investment Income - Columns a - d

List and describe the kind(s) of property sold (e.g., real estate, (a) 2-story brick warehouse; or common stock, 200 shs. MLC Co.)	(b) How acquired P—Purchase D—Donation	(c) Date acquired (mo., day, yr.)	(d) Date sold (mo., day, yr.)
. FEDERAL HOME LN MTG CORP MULTICLASS		2008-12-09	2020-07-15
. FHLMC 2809 CL GJ 6.0% 06/15/2034 DTD 06/01/2004		2015-06-29	2020-07-15
. FHLMC 3047 CL NZ 5.5% 10/15/2035 DTD 10/01/2005		2020-02-14	2020-07-15
. FEDERAL HOME LN MTG CORP MULTICLASS		2008-12-30	2020-07-15
. FHLMC 3431 CL AT 5.0% 03/15/2023 DTD 03/01/2008		2013-06-27	2020-07-15
. GNMA GTD PASS THRU CTF		2003-04-23	2020-07-15
. GNMA GTD PASS THRU CTF		1999-04-27	2020-07-15
. GNMA 2003-29 CL PD 5.5% 04/16/2033 DTD 04/01/2003		2017-04-20	2020-07-16
. FHLMC 2424 CL EM 6.375% 03/15/2032 DTD 03/01/2002		2014-02-20	2020-07-17
. FEDERAL HOME LN MTG CORP MULTICLASS		2007-08-03	2020-07-17

Form 990PF Part IV - Capital Gains and Losses for Tax on Investment Income - Columns e - h

(e) Gross sales price	(f) Depreciation allowed (or allowable)	(g) Cost or other basis plus expense of sale	(h) Gain or (loss) (e) plus (f) minus (g)
72		67	5
104		117	-13
443		495	-52
38		40	-2
349		384	-35
73		76	-3
64		64	
1,164		1,275	-111
165		185	-20
66		67	-1

Form 990PF Part IV - Capital Gains and Losses for Tax on Investment Income - Columns i - l

Complete only for assets showing gain in column (h) and owned by the foundation on 12/31/69			(l) Gains (Col. (h) gain minus col. (k), but not less than -0-) or Losses (from col.(h))
(i) F.M.V. as of 12/31/69	(j) Adjusted basis as of 12/31/69	(k) Excess of col. (i) over col. (j), if any	
			5
			-13
			-52
			-2
			-35
			-3
			-111
			-20
			-1

Form 990PF Part IV - Capital Gains and Losses for Tax on Investment Income - Columns a - d

List and describe the kind(s) of property sold (e.g., real estate, (a) 2-story brick warehouse; or common stock, 200 shs. MLC Co.)	(b) How acquired P—Purchase D—Donation	(c) Date acquired (mo., day, yr.)	(d) Date sold (mo., day, yr.)
. FHLMC 2295 CL BD 6.0% 03/15/2031 DTD 03/01/2001		2014-03-19	2020-07-17
. FANNIE MAE		2007-12-19	2020-07-17
. FHLMC 2510 CL ND 6.0% 10/15/2032 DTD 10/01/2002		2017-08-10	2020-07-17
. GM FINL AUTOMOBILE LEASING TR 2018-2 2018-2 CL A3 3.06% 06/21/2021 D		2018-06-19	2020-07-20
. GNMA 2003-79 CL PC 5.5% 09/20/2033 DTD 09/01/2003		2016-06-14	2020-07-20
. FEDERAL NATL MTG ASSN GTD REMIC PASS		2007-09-26	2020-07-27
. FANNIE MAE		2003-07-08	2020-07-27
. FEDERAL NATL MTG ASSN GTD REMIC PASS		2007-11-30	2020-07-27
. FEDERAL NATL MTG ASSN GTD REMIC PASS		2007-09-27	2020-07-27
. FEDERAL NATL MTG ASSN GTD REMIC PASS		2019-08-22	2020-07-27

Form 990PF Part IV - Capital Gains and Losses for Tax on Investment Income - Columns e - h

(e) Gross sales price	(f) Depreciation allowed (or allowable)	(g) Cost or other basis plus expense of sale	(h) Gain or (loss) (e) plus (f) minus (g)
330		362	-32
161		164	-3
318		351	-33
2,520		2,520	
407		456	-49
91		95	-4
108		110	-2
85		88	-3
		140	-140
279		152	127

Form 990PF Part IV - Capital Gains and Losses for Tax on Investment Income - Columns i - l

Complete only for assets showing gain in column (h) and owned by the foundation on 12/31/69			(l) Gains (Col. (h) gain minus col. (k), but not less than -0-) or Losses (from col.(h))
(i) F.M.V. as of 12/31/69	(j) Adjusted basis as of 12/31/69	(k) Excess of col. (i) over col. (j), if any	
			-32
			-3
			-33
			-49
			-4
			-2
			-3
			-140
			127

Form 990PF Part IV - Capital Gains and Losses for Tax on Investment Income - Columns a - d

List and describe the kind(s) of property sold (e.g., real estate, (a) 2-story brick warehouse; or common stock, 200 shs. MLC Co.)	(b) How acquired P—Purchase D—Donation	(c) Date acquired (mo., day, yr.)	(d) Date sold (mo., day, yr.)
. FNMA 2011-75 CL BL 3.5% 08/25/2021 DTD 07/01/2011		2014-03-18	2020-07-27
. FNMA 253849 7% 06/01/21		2012-09-24	2020-07-27
. FEDERAL NATL MTG ASSN GTD MTG PASS		2003-04-23	2020-07-27
. FEDERAL NATL MTG ASSN GTD MTG PASS		2003-04-23	2020-07-27
. FNMA AL5441 4.5% 09/01/41		2018-11-27	2020-07-27
. FNMA AN2978 2.62% 11/01/26		2019-11-20	2020-07-27
. FANNIE MAE		2009-09-18	2020-07-27
. FEDERAL NATL MTG ASSN GTD REMIC PASS		2007-12-27	2020-07-27
. GNMA II POOL 2003-32 CL UJ 5.5% 05/25/2033 DTD 04/01/2003		2012-02-28	2020-07-27
. FNMA 2003-42 CL GB 4.0% 05/25/2033 DTD 04/01/2003		2017-12-18	2020-07-27

Form 990PF Part IV - Capital Gains and Losses for Tax on Investment Income - Columns e - h

(e) Gross sales price	(f) Depreciation allowed (or allowable)	(g) Cost or other basis plus expense of sale	(h) Gain or (loss) (e) plus (f) minus (g)
425		448	-23
86		97	-11
12		12	
9		9	
712		739	-27
78		80	-2
54		46	8
255		248	7
637		726	-89
169		174	-5

Form 990PF Part IV - Capital Gains and Losses for Tax on Investment Income - Columns i - l

Complete only for assets showing gain in column (h) and owned by the foundation on 12/31/69			(l) Gains (Col. (h) gain minus col. (k), but not less than -0-) or Losses (from col.(h))
(i) F.M.V. as of 12/31/69	(j) Adjusted basis as of 12/31/69	(k) Excess of col. (i) over col. (j), if any	
			-23
			-11
			-27
			-2
			8
			7
			-89
			-5

Form 990PF Part IV - Capital Gains and Losses for Tax on Investment Income - Columns a - d

List and describe the kind(s) of property sold (e.g., real estate, (a) 2-story brick warehouse; or common stock, 200 shs. MLC Co.)	(b) How acquired P—Purchase D—Donation	(c) Date acquired (mo., day, yr.)	(d) Date sold (mo., day, yr.)
. FNMA 2003-71 CL MB 5.5% 08/25/2033 DTD 07/01/2003		2016-06-09	2020-07-27
. FNMA 2004-49 CL EB 5.0% 07/25/2024 DTD 06/01/2004		2017-11-07	2020-07-27
. FANNIE MAE		2009-10-16	2020-07-27
. FNMA 2006-22 CL CE 4.5% 08/25/2023 DTD 03/01/2006		2010-06-23	2020-07-27
. FANNIE MAE		2014-02-05	2020-07-27
. FNMA 2006-93 CL YL 5.5% 10/25/2036 DTD 09/01/2006		2018-11-29	2020-07-27
. FNMA 889235 5% 03/01/23		2011-08-16	2020-07-27
. FEDERAL NATL MTG ASSN GTD MTG PASS		2007-09-28	2020-07-27
. GNMA 2005-6 CL UY 5.0% 10/20/2034 DTD 01/01/2005		2016-07-06	2020-07-29
27. GENERAL DYNAMICS CORP		2016-08-11	2020-08-04

Form 990PF Part IV - Capital Gains and Losses for Tax on Investment Income - Columns e - h

(e) Gross sales price	(f) Depreciation allowed (or allowable)	(g) Cost or other basis plus expense of sale	(h) Gain or (loss) (e) plus (f) minus (g)
61		68	-7
510		540	-30
53		49	4
88		92	-4
93		106	-13
120		127	-7
95		103	-8
38		39	-1
289		321	-32
3,975		4,095	-120

Form 990PF Part IV - Capital Gains and Losses for Tax on Investment Income - Columns i - l

Complete only for assets showing gain in column (h) and owned by the foundation on 12/31/69			(l) Gains (Col. (h) gain minus col. (k), but not less than -0-) or Losses (from col.(h))
(i) F.M.V. as of 12/31/69	(j) Adjusted basis as of 12/31/69	(k) Excess of col. (i) over col. (j), if any	
			-7
			-30
			4
			-4
			-13
			-7
			-8
			-1
			-32
			-120

Form 990PF Part IV - Capital Gains and Losses for Tax on Investment Income - Columns a - d

List and describe the kind(s) of property sold (e.g., real estate, (a) 2-story brick warehouse; or common stock, 200 shs. MLC Co.)	(b) How acquired P—Purchase D—Donation	(c) Date acquired (mo., day, yr.)	(d) Date sold (mo., day, yr.)
7. GENERAL DYNAMICS CORP		2016-08-10	2020-08-04
4. GENERAL DYNAMICS CORP		2016-08-10	2020-08-04
28. PHILIP MORRIS INTERNATIONAL		2018-10-24	2020-08-04
11. PHILIP MORRIS INTERNATIONAL		2018-10-24	2020-08-04
3. PHILIP MORRIS INTERNATIONAL		2018-10-24	2020-08-04
5000. AT&T INC 3.800% 03/01/2024 DTD 02/09/2017		2020-02-13	2020-08-05
. CARMAX AUTO OWNER TR 2017-3 2017-3 CL A3 1.97% 04/15/2022 DTD		2017-12-21	2020-08-17
. FEDERAL HOME LN MTG CORP PARTN CTFS		2006-01-17	2020-08-17
. FHLMC 1186 CL I 7.0% 12/15/2021 DTD 12/01/1991		2013-09-04	2020-08-17
. FHLMC 1376 CL Z 7.5% 09/15/2022 DTD 09/01/1992		2013-09-04	2020-08-17

Form 990PF Part IV - Capital Gains and Losses for Tax on Investment Income - Columns e - h

(e) Gross sales price	(f) Depreciation allowed (or allowable)	(g) Cost or other basis plus expense of sale	(h) Gain or (loss) (e) plus (f) minus (g)
1,032		1,057	-25
588		603	-15
2,154		2,495	-341
851		976	-125
231		265	-34
5,561		5,342	219
2,670		2,635	35
19		18	1
145		163	-18
109		124	-15

Form 990PF Part IV - Capital Gains and Losses for Tax on Investment Income - Columns i - l

Complete only for assets showing gain in column (h) and owned by the foundation on 12/31/69			(l) Gains (Col. (h) gain minus col. (k), but not less than -0-) or Losses (from col.(h))
(i) F.M.V. as of 12/31/69	(j) Adjusted basis as of 12/31/69	(k) Excess of col. (i) over col. (j), if any	
			-25
			-15
			-341
			-125
			-34
			219
			35
			1
			-18
			-15

Form 990PF Part IV - Capital Gains and Losses for Tax on Investment Income - Columns a - d			
List and describe the kind(s) of property sold (e.g., real estate, (a) 2-story brick warehouse; or common stock, 200 shs. MLC Co.)	(b) How acquired P—Purchase D—Donation	(c) Date acquired (mo., day, yr.)	(d) Date sold (mo., day, yr.)
. FHLMC 2424 CL EM 6.375% 03/15/2032 DTD 03/01/2002		2014-02-20	2020-08-17
. FEDERAL HOME LN MTG CORP MULTICLASS		2007-12-24	2020-08-17
. FEDERAL HOME LN MTG CORP MULTICLASS		2007-08-03	2020-08-17
. FHLMC 2165 CL PE 6.0% 06/15/2029 DTD 06/01/1999		2014-03-19	2020-08-17
. FHLMC 2295 CL BD 6.0% 03/15/2031 DTD 03/01/2001		2014-03-19	2020-08-17
. FANNIE MAE		2007-12-19	2020-08-17
. FHLMC 3710 CL GB 4.0% 08/15/2025 DTD 08/01/2010		2012-06-12	2020-08-17
. FHLMC 3854 CL EW 4.0% 05/15/2026 DTD 05/01/2011		2012-01-06	2020-08-17
. FHLMC 2510 CL ND 6.0% 10/15/2032 DTD 10/01/2002		2017-08-10	2020-08-17
. FEDERAL HOME LN MTG CORP MULTICLASS		2008-12-09	2020-08-17

Form 990PF Part IV - Capital Gains and Losses for Tax on Investment Income - Columns e - h

(e) Gross sales price	(f) Depreciation allowed (or allowable)	(g) Cost or other basis plus expense of sale	(h) Gain or (loss) (e) plus (f) minus (g)
94		105	-11
23		24	-1
78		79	-1
175		192	-17
70		77	-7
74		76	-2
295		327	-32
441		474	-33
393		434	-41
91		85	6

Form 990PF Part IV - Capital Gains and Losses for Tax on Investment Income - Columns i - l

Complete only for assets showing gain in column (h) and owned by the foundation on 12/31/69			(l) Gains (Col. (h) gain minus col. (k), but not less than -0-) or Losses (from col.(h))
(i) F.M.V. as of 12/31/69	(j) Adjusted basis as of 12/31/69	(k) Excess of col. (i) over col. (j), if any	
			-11
			-1
			-1
			-17
			-7
			-2
			-32
			-33
			-41
			6

Form 990PF Part IV - Capital Gains and Losses for Tax on Investment Income - Columns a - d

List and describe the kind(s) of property sold (e.g., real estate, (a) 2-story brick warehouse; or common stock, 200 shs. MLC Co.)	(b) How acquired P—Purchase D—Donation	(c) Date acquired (mo., day, yr.)	(d) Date sold (mo., day, yr.)
. FHLMC 2809 CL GJ 6.0% 06/15/2034 DTD 06/01/2004		2015-06-29	2020-08-17
. FHLMC 3047 CL NZ 5.5% 10/15/2035 DTD 10/01/2005		2020-02-14	2020-08-17
. FEDERAL HOME LN MTG CORP MULTICLASS		2008-12-30	2020-08-17
. FHLMC 3431 CL AT 5.0% 03/15/2023 DTD 03/01/2008		2013-06-27	2020-08-17
. GNMA GTD PASS THRU CTF		2003-04-23	2020-08-17
. GNMA GTD PASS THRU CTF		1999-04-27	2020-08-17
. GNMA 2003-29 CL PD 5.5% 04/16/2033 DTD 04/01/2003		2017-04-20	2020-08-17
20000. GM FINL AUTOMOBILE LEASING TR 2018-2 2018-2 CL A3 3.06% 06/21/2		2018-06-19	2020-08-20
. GNMA 2003-79 CL PC 5.5% 09/20/2033 DTD 09/01/2003		2016-06-14	2020-08-20
. GNMA 2005-6 CL UY 5.0% 10/20/2034 DTD 01/01/2005		2016-07-06	2020-08-20

Form 990PF Part IV - Capital Gains and Losses for Tax on Investment Income - Columns e - h

(e) Gross sales price	(f) Depreciation allowed (or allowable)	(g) Cost or other basis plus expense of sale	(h) Gain or (loss) (e) plus (f) minus (g)
224		252	-28
508		567	-59
10		11	-1
306		337	-31
12		12	
65		64	1
420		460	-40
2,953		2,953	
338		379	-41
246		273	-27

Form 990PF Part IV - Capital Gains and Losses for Tax on Investment Income - Columns i - l

Complete only for assets showing gain in column (h) and owned by the foundation on 12/31/69			(l) Gains (Col. (h) gain minus col. (k), but not less than -0-) or Losses (from col.(h))
(i) F.M.V. as of 12/31/69	(j) Adjusted basis as of 12/31/69	(k) Excess of col. (i) over col. (j), if any	
			-28
			-59
			-1
			-31
			1
			-40
			-41
			-27

Form 990PF Part IV - Capital Gains and Losses for Tax on Investment Income - Columns a - d

List and describe the kind(s) of property sold (e.g., real estate, (a) 2-story brick warehouse; or common stock, 200 shs. MLC Co.)	(b) How acquired P—Purchase D—Donation	(c) Date acquired (mo., day, yr.)	(d) Date sold (mo., day, yr.)
. FEDERAL NATL MTG ASSN GTD REMIC PASS		2007-09-26	2020-08-25
. FANNIE MAE		2003-07-08	2020-08-25
. FEDERAL NATL MTG ASSN GTD REMIC PASS		2007-11-30	2020-08-25
. FEDERAL NATL MTG ASSN GTD REMIC PASS		2007-09-27	2020-08-25
. FNMA 2011-75 CL BL 3.5% 08/25/2021 DTD 07/01/2011		2014-03-18	2020-08-25
. FNMA 253849 7% 06/01/21		2012-09-24	2020-08-25
. FEDERAL NATL MTG ASSN GTD MTG PASS		2003-04-23	2020-08-25
. FEDERAL NATL MTG ASSN GTD MTG PASS		2003-04-23	2020-08-25
. FNMA AL5441 4.5% 09/01/41		2018-11-27	2020-08-25
. FNMA AN2978 2.62% 11/01/26		2019-11-20	2020-08-25

Form 990PF Part IV - Capital Gains and Losses for Tax on Investment Income - Columns e - h

(e) Gross sales price	(f) Depreciation allowed (or allowable)	(g) Cost or other basis plus expense of sale	(h) Gain or (loss) (e) plus (f) minus (g)
142		148	-6
113		115	-2
87		89	-2
111		115	-4
409		431	-22
193		217	-24
10		11	-1
24		25	-1
689		715	-26
72		74	-2

Form 990PF Part IV - Capital Gains and Losses for Tax on Investment Income - Columns i - l

Complete only for assets showing gain in column (h) and owned by the foundation on 12/31/69			(l) Gains (Col. (h) gain minus col. (k), but not less than -0-) or Losses (from col.(h))
(i) F.M.V. as of 12/31/69	(j) Adjusted basis as of 12/31/69	(k) Excess of col. (i) over col. (j), if any	
			-6
			-2
			-2
			-4
			-22
			-24
			-1
			-1
			-26
			-2

Form 990PF Part IV - Capital Gains and Losses for Tax on Investment Income - Columns a - d

List and describe the kind(s) of property sold (e.g., real estate, (a) 2-story brick warehouse; or common stock, 200 shs. MLC Co.)	(b) How acquired P—Purchase D—Donation	(c) Date acquired (mo., day, yr.)	(d) Date sold (mo., day, yr.)
. FANNIE MAE		2009-09-18	2020-08-25
. FEDERAL NATL MTG ASSN GTD REMIC PASS		2007-12-27	2020-08-25
. GNMA II POOL 2003-32 CL UJ 5.5% 05/25/2033 DTD 04/01/2003		2012-02-28	2020-08-25
. FNMA 2003-42 CL GB 4.0% 05/25/2033 DTD 04/01/2003		2017-12-18	2020-08-25
. FNMA 2003-71 CL MB 5.5% 08/25/2033 DTD 07/01/2003		2016-06-09	2020-08-25
. FNMA 2004-49 CL EB 5.0% 07/25/2024 DTD 06/01/2004		2017-11-07	2020-08-25
. FANNIE MAE		2009-10-16	2020-08-25
. FNMA 2006-22 CL CE 4.5% 08/25/2023 DTD 03/01/2006		2010-06-23	2020-08-25
. FANNIE MAE		2014-02-05	2020-08-25
. FNMA 2006-93 CL YL 5.5% 10/25/2036 DTD 09/01/2006		2018-11-29	2020-08-25

Form 990PF Part IV - Capital Gains and Losses for Tax on Investment Income - Columns e - h

(e) Gross sales price	(f) Depreciation allowed (or allowable)	(g) Cost or other basis plus expense of sale	(h) Gain or (loss) (e) plus (f) minus (g)
51		43	8
227		221	6
724		825	-101
135		139	-4
254		283	-29
492		520	-28
57		53	4
106		111	-5
90		101	-11
115		122	-7

Form 990PF Part IV - Capital Gains and Losses for Tax on Investment Income - Columns i - l

Complete only for assets showing gain in column (h) and owned by the foundation on 12/31/69			(l) Gains (Col. (h) gain minus col. (k), but not less than -0-) or Losses (from col.(h))
(i) F.M.V. as of 12/31/69	(j) Adjusted basis as of 12/31/69	(k) Excess of col. (i) over col. (j), if any	
			8
			6
			-101
			-4
			-29
			-28
			4
			-5
			-11
			-7

Form 990PF Part IV - Capital Gains and Losses for Tax on Investment Income - Columns a - d			
List and describe the kind(s) of property sold (e.g., real estate, (a) 2-story brick warehouse; or common stock, 200 shs. MLC Co.)	(b) How acquired P—Purchase D—Donation	(c) Date acquired (mo., day, yr.)	(d) Date sold (mo., day, yr.)
. FNMA 889235 5% 03/01/23		2011-08-16	2020-08-25
. FEDERAL NATL MTG ASSN GTD MTG PASS		2007-09-28	2020-08-25
3000. NATL OILWELL VARCO I SR NTS 2.6% 12/01/2022 DTD		2018-02-12	2020-08-26
5000. REGENCY CENTERS CORP 3.75% 11/15/2022 DTD 10/25/2012		2017-06-22	2020-09-02
. CARMAX AUTO OWNER TR 2017-3 2017-3 CL A3 1.97% 04/15/2022 DTD		2017-12-21	2020-09-15
. FEDERAL HOME LN MTG CORP PARTN CTFS		2006-01-17	2020-09-15
. FHLMC 1186 CL I 7.0% 12/15/2021 DTD 12/01/1991		2013-09-04	2020-09-15
. FHLMC 1376 CL Z 7.5% 09/15/2022 DTD 09/01/1992		2013-09-04	2020-09-15
. FHLMC 2424 CL EM 6.375% 03/15/2032 DTD 03/01/2002		2014-02-20	2020-09-15
. FEDERAL HOME LN MTG CORP MULTICLASS		2007-12-24	2020-09-15

Form 990PF Part IV - Capital Gains and Losses for Tax on Investment Income - Columns e - h

(e) Gross sales price	(f) Depreciation allowed (or allowable)	(g) Cost or other basis plus expense of sale	(h) Gain or (loss) (e) plus (f) minus (g)
45		48	-3
36		37	-1
3,105		2,946	159
5,362		5,203	159
2,519		2,486	33
507		498	9
142		160	-18
134		153	-19
45		51	-6
25		26	-1

Form 990PF Part IV - Capital Gains and Losses for Tax on Investment Income - Columns i - l

Complete only for assets showing gain in column (h) and owned by the foundation on 12/31/69			(l) Gains (Col. (h) gain minus col. (k), but not less than -0-) or Losses (from col.(h))
(i) F.M.V. as of 12/31/69	(j) Adjusted basis as of 12/31/69	(k) Excess of col. (i) over col. (j), if any	
			-3
			-1
			159
			159
			33
			9
			-18
			-19
			-6
			-1

Form 990PF Part IV - Capital Gains and Losses for Tax on Investment Income - Columns a - d

List and describe the kind(s) of property sold (e.g., real estate, (a) 2-story brick warehouse; or common stock, 200 shs. MLC Co.)	(b) How acquired P—Purchase D—Donation	(c) Date acquired (mo., day, yr.)	(d) Date sold (mo., day, yr.)
. FEDERAL HOME LN MTG CORP MULTICLASS		2007-08-03	2020-09-15
. FHLMC 2165 CL PE 6.0% 06/15/2029 DTD 06/01/1999		2014-03-19	2020-09-15
. FHLMC 2295 CL BD 6.0% 03/15/2031 DTD 03/01/2001		2014-03-19	2020-09-15
. FHLMC 3710 CL GB 4.0% 08/15/2025 DTD 08/01/2010		2012-06-12	2020-09-15
. FHLMC 3854 CL EW 4.0% 05/15/2026 DTD 05/01/2011		2012-01-06	2020-09-15
. FHLMC 2510 CL ND 6.0% 10/15/2032 DTD 10/01/2002		2017-08-10	2020-09-15
. FEDERAL HOME LN MTG CORP MULTICLASS		2008-12-09	2020-09-15
. FHLMC 2809 CL GJ 6.0% 06/15/2034 DTD 06/01/2004		2015-06-29	2020-09-15
. FHLMC 3047 CL NZ 5.5% 10/15/2035 DTD 10/01/2005		2020-02-14	2020-09-15
. FEDERAL HOME LN MTG CORP MULTICLASS		2008-12-30	2020-09-15

Form 990PF Part IV - Capital Gains and Losses for Tax on Investment Income - Columns e - h

(e) Gross sales price	(f) Depreciation allowed (or allowable)	(g) Cost or other basis plus expense of sale	(h) Gain or (loss) (e) plus (f) minus (g)
68		69	-1
150		164	-14
131		144	-13
293		324	-31
242		260	-18
458		506	-48
79		73	6
486		547	-61
595		665	-70
40		41	-1

Form 990PF Part IV - Capital Gains and Losses for Tax on Investment Income - Columns i - l

Complete only for assets showing gain in column (h) and owned by the foundation on 12/31/69			(l) Gains (Col. (h) gain minus col. (k), but not less than -0-) or Losses (from col.(h))
(i) F.M.V. as of 12/31/69	(j) Adjusted basis as of 12/31/69	(k) Excess of col. (i) over col. (j), if any	
			-1
			-14
			-13
			-31
			-18
			-48
			6
			-61
			-70
			-1

Form 990PF Part IV - Capital Gains and Losses for Tax on Investment Income - Columns a - d			
List and describe the kind(s) of property sold (e.g., real estate, (a) 2-story brick warehouse; or common stock, 200 shs. MLC Co.)	(b) How acquired P—Purchase D—Donation	(c) Date acquired (mo., day, yr.)	(d) Date sold (mo., day, yr.)
. FHLMC 3431 CL AT 5.0% 03/15/2023 DTD 03/01/2008		2013-06-27	2020-09-15
. GNMA GTD PASS THRU CTF		2003-04-23	2020-09-15
. GNMA GTD PASS THRU CTF		1999-04-27	2020-09-15
3890.033 DOUBLELINE TTL RTRN BND-R6		2017-07-25	2020-09-16
. GNMA 2003-29 CL PD 5.5% 04/16/2033 DTD 04/01/2003		2017-04-20	2020-09-16
4673.965 VANGUARD TOT BD MKT IDX-ADM		2020-03-05	2020-09-16
12308.121 VANGUARD TOT BD MKT IDX-ADM		2018-03-22	2020-09-16
. FANNIE MAE		2007-12-19	2020-09-17
5000. MANULIFE FINL CORP SR NTS 4.9% 09/17/2020 DTD		2014-05-02	2020-09-17
. GNMA 2003-79 CL PC 5.5% 09/20/2033 DTD 09/01/2003		2016-06-14	2020-09-21

Form 990PF Part IV - Capital Gains and Losses for Tax on Investment Income - Columns e - h

(e) Gross sales price	(f) Depreciation allowed (or allowable)	(g) Cost or other basis plus expense of sale	(h) Gain or (loss) (e) plus (f) minus (g)
256		281	-25
35		36	-1
65		65	
41,857		41,675	182
329		361	-32
54,452		53,938	514
143,390		128,989	14,401
90		92	-2
5,000		5,529	-529
253		284	-31

Form 990PF Part IV - Capital Gains and Losses for Tax on Investment Income - Columns i - l

Complete only for assets showing gain in column (h) and owned by the foundation on 12/31/69			(l) Gains (Col. (h) gain minus col. (k), but not less than -0-) or Losses (from col.(h))
(i) F.M.V. as of 12/31/69	(j) Adjusted basis as of 12/31/69	(k) Excess of col. (i) over col. (j), if any	
			-25
			-1
			182
			-32
			514
			14,401
			-2
			-529
			-31

Form 990PF Part IV - Capital Gains and Losses for Tax on Investment Income - Columns a - d

List and describe the kind(s) of property sold (e.g., real estate, (a) 2-story brick warehouse; or common stock, 200 shs. MLC Co.)	(b) How acquired P—Purchase D—Donation	(c) Date acquired (mo., day, yr.)	(d) Date sold (mo., day, yr.)
. GNMA 2005-6 CL UY 5.0% 10/20/2034 DTD 01/01/2005		2016-07-06	2020-09-21
. FEDERAL NATL MTG ASSN GTD REMIC PASS		2007-09-26	2020-09-25
. FANNIE MAE		2003-07-08	2020-09-25
. FEDERAL NATL MTG ASSN GTD REMIC PASS		2007-11-30	2020-09-25
. FEDERAL NATL MTG ASSN GTD REMIC PASS		2007-09-27	2020-09-25
. FNMA 2011-75 CL BL 3.5% 08/25/2021 DTD 07/01/2011		2014-03-18	2020-09-25
. FNMA 253849 7% 06/01/21		2012-09-24	2020-09-25
. FEDERAL NATL MTG ASSN GTD MTG PASS		2003-04-23	2020-09-25
. FEDERAL NATL MTG ASSN GTD MTG PASS		2003-04-23	2020-09-25
. FNMA AL5441 4.5% 09/01/41		2018-11-27	2020-09-25

Form 990PF Part IV - Capital Gains and Losses for Tax on Investment Income - Columns e - h

(e) Gross sales price	(f) Depreciation allowed (or allowable)	(g) Cost or other basis plus expense of sale	(h) Gain or (loss) (e) plus (f) minus (g)
99		110	-11
107		112	-5
93		95	-2
114		118	-4
110		115	-5
397		419	-22
157		176	-19
11		12	-1
21		21	
593		615	-22

Form 990PF Part IV - Capital Gains and Losses for Tax on Investment Income - Columns i - l

Complete only for assets showing gain in column (h) and owned by the foundation on 12/31/69			(l) Gains (Col. (h) gain minus col. (k), but not less than -0-) or Losses (from col.(h))
(i) F.M.V. as of 12/31/69	Adjusted basis (j) as of 12/31/69	Excess of col. (i) (k) over col. (j), if any	
			-11
			-5
			-2
			-4
			-5
			-22
			-19
			-1
			-22

Form 990PF Part IV - Capital Gains and Losses for Tax on Investment Income - Columns a - d

List and describe the kind(s) of property sold (e.g., real estate, (a) 2-story brick warehouse; or common stock, 200 shs. MLC Co.)	(b) How acquired P—Purchase D—Donation	(c) Date acquired (mo., day, yr.)	(d) Date sold (mo., day, yr.)
. FNMA AN0665 3.07% 02/01/26		2017-07-06	2020-09-25
. FNMA AN2978 2.62% 11/01/26		2019-11-20	2020-09-25
. FANNIE MAE		2009-09-18	2020-09-25
. FEDERAL NATL MTG ASSN GTD REMIC PASS		2007-12-27	2020-09-25
. GNMA II POOL 2003-32 CL UJ 5.5% 05/25/2033 DTD 04/01/2003		2012-02-28	2020-09-25
. FNMA 2003-42 CL GB 4.0% 05/25/2033 DTD 04/01/2003		2017-12-18	2020-09-25
. FNMA 2003-71 CL MB 5.5% 08/25/2033 DTD 07/01/2003		2016-06-09	2020-09-25
. FNMA 2004-49 CL EB 5.0% 07/25/2024 DTD 06/01/2004		2017-11-07	2020-09-25
. FANNIE MAE		2009-10-16	2020-09-25
. FNMA 2006-22 CL CE 4.5% 08/25/2023 DTD 03/01/2006		2010-06-23	2020-09-25

Form 990PF Part IV - Capital Gains and Losses for Tax on Investment Income - Columns e - h

(e) Gross sales price	(f) Depreciation allowed (or allowable)	(g) Cost or other basis plus expense of sale	(h) Gain or (loss) (e) plus (f) minus (g)
28		28	
73		75	-2
179		152	27
241		234	7
540		615	-75
273		282	-9
136		152	-16
502		532	-30
51		48	3
92		97	-5

Form 990PF Part IV - Capital Gains and Losses for Tax on Investment Income - Columns i - l

Complete only for assets showing gain in column (h) and owned by the foundation on 12/31/69			(l) Gains (Col. (h) gain minus col. (k), but not less than -0-) or Losses (from col.(h))
(i) F.M.V. as of 12/31/69	(j) Adjusted basis as of 12/31/69	(k) Excess of col. (i) over col. (j), if any	
			-2
			27
			7
			-75
			-9
			-16
			-30
			3
			-5

Form 990PF Part IV - Capital Gains and Losses for Tax on Investment Income - Columns a - d

List and describe the kind(s) of property sold (e.g., real estate, (a) 2-story brick warehouse; or common stock, 200 shs. MLC Co.)	(b) How acquired P—Purchase D—Donation	(c) Date acquired (mo., day, yr.)	(d) Date sold (mo., day, yr.)
. FANNIE MAE		2014-02-05	2020-09-25
. FNMA 2006-93 CL YL 5.5% 10/25/2036 DTD 09/01/2006		2018-11-29	2020-09-25
. FNMA 889235 5% 03/01/23		2011-08-16	2020-09-25
. FEDERAL NATL MTG ASSN GTD MTG PASS		2007-09-28	2020-09-25
5000. ADVANCE AUTO PARTS NON-TRADEABLE ASSET		2018-01-04	2020-09-29
3. AUTOMATIC DATA PROCESSING INC		2020-05-04	2020-09-30
35. AUTOMATIC DATA PROCESSING INC		2018-10-19	2020-09-30
10. AUTOMATIC DATA PROCESSING INC		2020-05-04	2020-09-30
1. AUTOMATIC DATA PROCESSING INC		2020-05-04	2020-09-30
1. AUTOMATIC DATA PROCESSING INC		2018-10-23	2020-09-30

Form 990PF Part IV - Capital Gains and Losses for Tax on Investment Income - Columns e - h

(e) Gross sales price	(f) Depreciation allowed (or allowable)	(g) Cost or other basis plus expense of sale	(h) Gain or (loss) (e) plus (f) minus (g)
76		85	-9
662		700	-38
56		60	-4
32		33	-1
5,594		5,246	348
417		429	-12
4,863		5,031	-168
1,389		1,430	-41
139		143	-4
139		142	-3

Form 990PF Part IV - Capital Gains and Losses for Tax on Investment Income - Columns i - l

Complete only for assets showing gain in column (h) and owned by the foundation on 12/31/69			(l) Gains (Col. (h) gain minus col. (k), but not less than -0-) or Losses (from col.(h))
(i) F.M.V. as of 12/31/69	(j) Adjusted basis as of 12/31/69	(k) Excess of col. (i) over col. (j), if any	
			-9
			-38
			-4
			-1
			348
			-12
			-168
			-41
			-4
			-3

Form 990PF Part IV - Capital Gains and Losses for Tax on Investment Income - Columns a - d			
List and describe the kind(s) of property sold (e.g., real estate, (a) 2-story brick warehouse; or common stock, 200 shs. MLC Co.)	(b) How acquired P—Purchase D—Donation	(c) Date acquired (mo., day, yr.)	(d) Date sold (mo., day, yr.)
8. AUTOMATIC DATA PROCESSING INC		2018-10-23	2020-09-30
18. INTERCONTINENTALEXCHANGE GROUP, INC		2017-01-30	2020-09-30
7. INTERCONTINENTALEXCHANGE GROUP, INC		2017-01-30	2020-09-30
10. INTERCONTINENTALEXCHANGE GROUP, INC		2017-01-30	2020-09-30
5. ALLEGION PLC		2015-10-27	2020-09-30
5. ALLEGION PLC		2015-11-06	2020-09-30
6. ALLEGION PLC		2015-10-26	2020-09-30
4. ALLEGION PLC		2015-11-05	2020-10-01
7. ALLEGION PLC		2015-10-27	2020-10-01
2. ALLEGION PLC		2015-10-27	2020-10-01

Form 990PF Part IV - Capital Gains and Losses for Tax on Investment Income - Columns e - h

(e) Gross sales price	(f) Depreciation allowed (or allowable)	(g) Cost or other basis plus expense of sale	(h) Gain or (loss) (e) plus (f) minus (g)
1,116		1,134	-18
1,801		1,043	758
696		405	291
998		577	421
495		321	174
494		321	173
596		385	211
403		256	147
693		448	245
197		128	69

Form 990PF Part IV - Capital Gains and Losses for Tax on Investment Income - Columns i - l

Complete only for assets showing gain in column (h) and owned by the foundation on 12/31/69			(l) Gains (Col. (h) gain minus col. (k), but not less than -0-) or Losses (from col.(h))
(i) F.M.V. as of 12/31/69	(j) Adjusted basis as of 12/31/69	(k) Excess of col. (i) over col. (j), if any	
			-18
			758
			291
			421
			174
			173
			211
			147
			245
			69

Form 990PF Part IV - Capital Gains and Losses for Tax on Investment Income - Columns a - d

List and describe the kind(s) of property sold (e.g., real estate, (a) 2-story brick warehouse; or common stock, 200 shs. MLC Co.)	(b) How acquired P—Purchase D—Donation	(c) Date acquired (mo., day, yr.)	(d) Date sold (mo., day, yr.)
1. ALLEGION PLC		2015-10-27	2020-10-01
1. ALLEGION PLC		2015-10-27	2020-10-01
301. ISHARES TR 7-10 YR TREAS INDEX FD		2019-09-24	2020-10-02
15. ALLEGION PLC		2015-10-26	2020-10-02
29. DIAMONDBACK ENERGY INC		2020-01-28	2020-10-05
32. DIAMONDBACK ENERGY INC		2017-05-15	2020-10-05
12. DIAMONDBACK ENERGY INC		2020-01-28	2020-10-06
4. DIAMONDBACK ENERGY INC		2020-01-28	2020-10-06
9. DIAMONDBACK ENERGY INC		2020-01-28	2020-10-06
46. APPLE COMPUTER INC		2009-08-21	2020-10-13

Form 990PF Part IV - Capital Gains and Losses for Tax on Investment Income - Columns e - h

(e) Gross sales price	(f) Depreciation allowed (or allowable)	(g) Cost or other basis plus expense of sale	(h) Gain or (loss) (e) plus (f) minus (g)
101		64	37
100		64	36
36,623		33,908	2,715
1,477		958	519
895		2,301	-1,406
988		3,300	-2,312
383		951	-568
124		317	-193
288		712	-424
5,669		275	5,394

Form 990PF Part IV - Capital Gains and Losses for Tax on Investment Income - Columns i - l

Complete only for assets showing gain in column (h) and owned by the foundation on 12/31/69			(l) Gains (Col. (h) gain minus col. (k), but not less than -0-) or Losses (from col.(h))
(i) F.M.V. as of 12/31/69	(j) Adjusted basis as of 12/31/69	(k) Excess of col. (i) over col. (j), if any	
			37
			36
			2,715
			519
			-1,406
			-2,312
			-568
			-193
			-424
			5,394

Form 990PF Part IV - Capital Gains and Losses for Tax on Investment Income - Columns a - d

List and describe the kind(s) of property sold (e.g., real estate, (a) 2-story brick warehouse; or common stock, 200 shs. MLC Co.)	(b) How acquired P—Purchase D—Donation	(c) Date acquired (mo., day, yr.)	(d) Date sold (mo., day, yr.)
. WELLS FARGO & CO NEW			2020-10-13
. CARMAX AUTO OWNER TR 2017-3 2017-3 CL A3 1.97% 04/15/2022 DTD		2017-12-21	2020-10-15
. FEDERAL HOME LN MTG CORP PARTN CTFS		2006-01-17	2020-10-15
. FHLMC 1186 CL I 7.0% 12/15/2021 DTD 12/01/1991		2013-09-04	2020-10-15
. FHLMC 1376 CL Z 7.5% 09/15/2022 DTD 09/01/1992		2013-09-04	2020-10-15
. FHLMC 2424 CL EM 6.375% 03/15/2032 DTD 03/01/2002		2014-02-20	2020-10-15
. FEDERAL HOME LN MTG CORP MULTICLASS		2007-12-24	2020-10-15
. FEDERAL HOME LN MTG CORP MULTICLASS		2007-08-03	2020-10-15
. FHLMC 2165 CL PE 6.0% 06/15/2029 DTD 06/01/1999		2014-03-19	2020-10-15
. FHLMC 2295 CL BD 6.0% 03/15/2031 DTD 03/01/2001		2014-03-19	2020-10-15

Form 990PF Part IV - Capital Gains and Losses for Tax on Investment Income - Columns e - h

(e) Gross sales price	(f) Depreciation allowed (or allowable)	(g) Cost or other basis plus expense of sale	(h) Gain or (loss) (e) plus (f) minus (g)
82			82
2,489		2,456	33
8		8	
148		167	-19
125		142	-17
75		84	-9
28		29	-1
69		70	-1
74		81	-7
70		77	-7

Form 990PF Part IV - Capital Gains and Losses for Tax on Investment Income - Columns i - l

Complete only for assets showing gain in column (h) and owned by the foundation on 12/31/69			(l) Gains (Col. (h) gain minus col. (k), but not less than -0-) or Losses (from col.(h))
(i) F.M.V. as of 12/31/69	(j) Adjusted basis as of 12/31/69	(k) Excess of col. (i) over col. (j), if any	
			82
			33
			-19
			-17
			-9
			-1
			-1
			-7
			-7

Form 990PF Part IV - Capital Gains and Losses for Tax on Investment Income - Columns a - d

List and describe the kind(s) of property sold (e.g., real estate, (a) 2-story brick warehouse; or common stock, 200 shs. MLC Co.)	(b) How acquired P—Purchase D—Donation	(c) Date acquired (mo., day, yr.)	(d) Date sold (mo., day, yr.)
. FHLMC 3710 CL GB 4.0% 08/15/2025 DTD 08/01/2010		2012-06-12	2020-10-15
. FHLMC 3854 CL EW 4.0% 05/15/2026 DTD 05/01/2011		2012-01-06	2020-10-15
. FHLMC 2510 CL ND 6.0% 10/15/2032 DTD 10/01/2002		2017-08-10	2020-10-15
. FEDERAL HOME LN MTG CORP MULTICLASS		2008-12-09	2020-10-15
. FHLMC 2809 CL GJ 6.0% 06/15/2034 DTD 06/01/2004		2015-06-29	2020-10-15
. FHLMC SER 2936 CL PE 5% 02/15/2035 DTD 02/10/2005		2020-09-21	2020-10-15
. FHLMC 3047 CL NZ 5.5% 10/15/2035 DTD 10/01/2005		2020-02-14	2020-10-15
. FEDERAL HOME LN MTG CORP MULTICLASS		2008-12-30	2020-10-15
. FHLMC 3431 CL AT 5.0% 03/15/2023 DTD 03/01/2008		2013-06-27	2020-10-15
. GNMA GTD PASS THRU CTF		2003-04-23	2020-10-15

Form 990PF Part IV - Capital Gains and Losses for Tax on Investment Income - Columns e - h

(e) Gross sales price	(f) Depreciation allowed (or allowable)	(g) Cost or other basis plus expense of sale	(h) Gain or (loss) (e) plus (f) minus (g)
363		402	-39
304		326	-22
348		384	-36
72		67	5
79		89	-10
715		804	-89
589		658	-69
23		24	-1
199		219	-20
11		11	

Form 990PF Part IV - Capital Gains and Losses for Tax on Investment Income - Columns i - l

Complete only for assets showing gain in column (h) and owned by the foundation on 12/31/69			(l) Gains (Col. (h) gain minus col. (k), but not less than -0-) or Losses (from col.(h))
(i) F.M.V. as of 12/31/69	(j) Adjusted basis as of 12/31/69	(k) Excess of col. (i) over col. (j), if any	
			-39
			-22
			-36
			5
			-10
			-89
			-69
			-1
			-20

Form 990PF Part IV - Capital Gains and Losses for Tax on Investment Income - Columns a - d			
List and describe the kind(s) of property sold (e.g., real estate, (a) 2-story brick warehouse; or common stock, 200 shs. MLC Co.)	(b) How acquired P—Purchase D—Donation	(c) Date acquired (mo., day, yr.)	(d) Date sold (mo., day, yr.)
. GNMA GTD PASS THRU CTF		1999-04-27	2020-10-15
. GNMA 2003-29 CL PD 5.5% 04/16/2033 DTD 04/01/2003		2017-04-20	2020-10-16
. FANNIE MAE		2007-12-19	2020-10-19
. GNMA 2003-79 CL PC 5.5% 09/20/2033 DTD 09/01/2003		2016-06-14	2020-10-20
. GNMA 2005-6 CL UY 5.0% 10/20/2034 DTD 01/01/2005		2016-07-06	2020-10-20
12570.543 DOUBLELINE TTL RTRN BND-R6		2017-07-25	2020-10-21
1878. ISHARES MISC I EAFE INDEX FUND		2016-02-12	2020-10-21
318. SPDR TR UNIT SER 1		2017-01-18	2020-10-21
. FEDERAL NATL MTG ASSN GTD REMIC PASS		2007-09-26	2020-10-26
. FANNIE MAE		2003-07-08	2020-10-26

Form 990PF Part IV - Capital Gains and Losses for Tax on Investment Income - Columns e - h

(e) Gross sales price	(f) Depreciation allowed (or allowable)	(g) Cost or other basis plus expense of sale	(h) Gain or (loss) (e) plus (f) minus (g)
65		65	
537		588	-51
85		87	-2
243		272	-29
141		156	-15
134,631		133,909	722
121,138		102,204	18,934
108,982		72,029	36,953
92		96	-4
110		112	-2

Form 990PF Part IV - Capital Gains and Losses for Tax on Investment Income - Columns i - l

Complete only for assets showing gain in column (h) and owned by the foundation on 12/31/69			(l) Gains (Col. (h) gain minus col. (k), but not less than -0-) or Losses (from col.(h))
(i) F.M.V. as of 12/31/69	(j) Adjusted basis as of 12/31/69	(k) Excess of col. (i) over col. (j), if any	
			-51
			-2
			-29
			-15
			722
			18,934
			36,953
			-4
			-2

Form 990PF Part IV - Capital Gains and Losses for Tax on Investment Income - Columns a - d

List and describe the kind(s) of property sold (e.g., real estate, (a) 2-story brick warehouse; or common stock, 200 shs. MLC Co.)	(b) How acquired P—Purchase D—Donation	(c) Date acquired (mo., day, yr.)	(d) Date sold (mo., day, yr.)
. FEDERAL NATL MTG ASSN GTD REMIC PASS		2007-11-30	2020-10-26
. FEDERAL NATL MTG ASSN GTD REMIC PASS		2007-09-27	2020-10-26
. FNMA 2011-75 CL BL 3.5% 08/25/2021 DTD 07/01/2011		2014-03-18	2020-10-26
. FNMA 253849 7% 06/01/21		2012-09-24	2020-10-26
. FEDERAL NATL MTG ASSN GTD MTG PASS		2003-04-23	2020-10-26
. FEDERAL NATL MTG ASSN GTD MTG PASS		2003-04-23	2020-10-26
. FNMA AL5441 4.5% 09/01/41		2018-11-27	2020-10-26
. FNMA AN0665 3.07% 02/01/26		2017-07-06	2020-10-26
. FNMA AN2978 2.62% 11/01/26		2019-11-20	2020-10-26
. FANNIE MAE		2009-09-18	2020-10-26

Form 990PF Part IV - Capital Gains and Losses for Tax on Investment Income - Columns e - h

(e) Gross sales price	(f) Depreciation allowed (or allowable)	(g) Cost or other basis plus expense of sale	(h) Gain or (loss) (e) plus (f) minus (g)
113		117	-4
174		182	-8
374		394	-20
59		66	-7
15		15	
9		9	
721		748	-27
31		31	
79		81	-2
48		41	7

Form 990PF Part IV - Capital Gains and Losses for Tax on Investment Income - Columns i - l

Complete only for assets showing gain in column (h) and owned by the foundation on 12/31/69			(l) Gains (Col. (h) gain minus col. (k), but not less than -0-) or Losses (from col.(h))
(i) F.M.V. as of 12/31/69	(j) Adjusted basis as of 12/31/69	(k) Excess of col. (i) over col. (j), if any	
			-4
			-8
			-20
			-7
			-27
			-2
			7

Form 990PF Part IV - Capital Gains and Losses for Tax on Investment Income - Columns a - d

List and describe the kind(s) of property sold (e.g., real estate, (a) 2-story brick warehouse; or common stock, 200 shs. MLC Co.)	(b) How acquired P—Purchase D—Donation	(c) Date acquired (mo., day, yr.)	(d) Date sold (mo., day, yr.)
. FEDERAL NATL MTG ASSN GTD REMIC PASS		2007-12-27	2020-10-26
. FNMA 2003-42 CL GB 4.0% 05/25/2033 DTD 04/01/2003		2017-12-18	2020-10-26
. FNMA 2003-71 CL MB 5.5% 08/25/2033 DTD 07/01/2003		2016-06-09	2020-10-26
. FNMA 2004-49 CL EB 5.0% 07/25/2024 DTD 06/01/2004		2017-11-07	2020-10-26
. FANNIE MAE		2009-10-16	2020-10-26
. FNMA 2006-22 CL CE 4.5% 08/25/2023 DTD 03/01/2006		2010-06-23	2020-10-26
. FANNIE MAE		2014-02-05	2020-10-26
. FNMA 2006-93 CL YL 5.5% 10/25/2036 DTD 09/01/2006		2018-11-29	2020-10-26
. FNMA 889235 5% 03/01/23		2011-08-16	2020-10-26
. FEDERAL NATL MTG ASSN GTD MTG PASS		2007-09-28	2020-10-26

Form 990PF Part IV - Capital Gains and Losses for Tax on Investment Income - Columns e - h

(e) Gross sales price	(f) Depreciation allowed (or allowable)	(g) Cost or other basis plus expense of sale	(h) Gain or (loss) (e) plus (f) minus (g)
225		219	6
137		141	-4
106		118	-12
480		508	-28
58		54	4
104		108	-4
98		111	-13
102		108	-6
53		57	-4
33		33	

Form 990PF Part IV - Capital Gains and Losses for Tax on Investment Income - Columns i - l

Complete only for assets showing gain in column (h) and owned by the foundation on 12/31/69			(l) Gains (Col. (h) gain minus col. (k), but not less than -0-) or Losses (from col.(h))
(i) F.M.V. as of 12/31/69	(j) Adjusted basis as of 12/31/69	(k) Excess of col. (i) over col. (j), if any	
			6
			-4
			-12
			-28
			4
			-4
			-13
			-6
			-4

Form 990PF Part IV - Capital Gains and Losses for Tax on Investment Income - Columns a - d

List and describe the kind(s) of property sold (e.g., real estate, (a) 2-story brick warehouse; or common stock, 200 shs. MLC Co.)	(b) How acquired P—Purchase D—Donation	(c) Date acquired (mo., day, yr.)	(d) Date sold (mo., day, yr.)
. GNMA II POOL 2003-32 CL UJ 5.5% 05/25/2033 DTD 04/01/2003		2012-02-28	2020-10-27
15. PAYPAL HOLDINGS INC		2020-03-04	2020-11-02
40000. US TREAS 1.75% 10/31/20		2020-02-13	2020-11-02
42. VISA INC CLASS A SHARES		2015-12-11	2020-11-02
3. VISA INC CLASS A SHARES		2015-12-11	2020-11-02
12. SALESFORCE.COM INC		2020-05-04	2020-11-03
1. SALESFORCE.COM INC		2020-05-04	2020-11-03
1. SALESFORCE.COM INC		2018-04-17	2020-11-03
5. SALESFORCE.COM INC		2018-04-17	2020-11-03
1. SALESFORCE.COM INC		2018-04-17	2020-11-03

Form 990PF Part IV - Capital Gains and Losses for Tax on Investment Income - Columns e - h

(e) Gross sales price	(f) Depreciation allowed (or allowable)	(g) Cost or other basis plus expense of sale	(h) Gain or (loss) (e) plus (f) minus (g)
166		190	-24
2,790		1,813	977
40,000		40,055	-55
7,776		3,205	4,571
557		229	328
2,849		1,928	921
239		161	78
237		122	115
1,192		611	581
237		122	115

Form 990PF Part IV - Capital Gains and Losses for Tax on Investment Income - Columns i - l

Complete only for assets showing gain in column (h) and owned by the foundation on 12/31/69			(l) Gains (Col. (h) gain minus col. (k), but not less than -0-) or Losses (from col.(h))
(i) F.M.V. as of 12/31/69	(j) Adjusted basis as of 12/31/69	(k) Excess of col. (i) over col. (j), if any	
			-24
			977
			-55
			4,571
			328
			921
			78
			115
			581
			115

Form 990PF Part IV - Capital Gains and Losses for Tax on Investment Income - Columns a - d

List and describe the kind(s) of property sold (e.g., real estate, (a) 2-story brick warehouse; or common stock, 200 shs. MLC Co.)	(b) How acquired P—Purchase D—Donation	(c) Date acquired (mo., day, yr.)	(d) Date sold (mo., day, yr.)
1000. HUNTINGTON BANCSHARES SR NTS 3.15% 03/14/2021 DTD		2019-05-28	2020-11-04
2. SALESFORCE.COM INC		2018-04-17	2020-11-04
3. SALESFORCE.COM INC		2018-04-16	2020-11-04
4299. ISHARES TR 7-10 YR TREAS INDEX FD		2019-02-19	2020-11-05
9. BROADCOM INC		2013-05-16	2020-11-06
2. BROADCOM INC		2013-05-23	2020-11-06
12. BROADCOM INC		2013-05-23	2020-11-06
22. BROADCOM INC		2013-05-23	2020-11-09
5000. FIRSTENERGY CORP SR NTS 2.25% 09/01/2030 DTD		2020-06-03	2020-11-09
5000. VIACOMCBS INC 3.375% 03/01/2022 DTD 03/02/2012		2012-03-05	2020-11-12

Form 990PF Part IV - Capital Gains and Losses for Tax on Investment Income - Columns e - h

(e) Gross sales price	(f) Depreciation allowed (or allowable)	(g) Cost or other basis plus expense of sale	(h) Gain or (loss) (e) plus (f) minus (g)
1,008		1,006	2
500		245	255
736		363	373
519,727		464,908	54,819
3,431		306	3,125
766		68	698
4,567		408	4,159
8,515		746	7,769
4,807		4,993	-186
5,142		4,934	208

Form 990PF Part IV - Capital Gains and Losses for Tax on Investment Income - Columns i - l

Complete only for assets showing gain in column (h) and owned by the foundation on 12/31/69			(l) Gains (Col. (h) gain minus col. (k), but not less than -0-) or Losses (from col.(h))
(i) F.M.V. as of 12/31/69	(j) Adjusted basis as of 12/31/69	(k) Excess of col. (i) over col. (j), if any	
			2
			255
			373
			54,819
			3,125
			698
			4,159
			7,769
			-186
			208

Form 990PF Part IV - Capital Gains and Losses for Tax on Investment Income - Columns a - d

List and describe the kind(s) of property sold (e.g., real estate, (a) 2-story brick warehouse; or common stock, 200 shs. MLC Co.)	(b) How acquired P—Purchase D—Donation	(c) Date acquired (mo., day, yr.)	(d) Date sold (mo., day, yr.)
38053.526 JPMORGAN TRUST HIGH YLD ULTRA		2020-05-11	2020-11-12
65000. US TREAS 1.625% 05/15/26		2016-05-27	2020-11-12
5000. UNITEDHEALTH GROUP INC SR NTS 3.375% 11/15/2021 DTD		2011-12-14	2020-11-12
. CARMAX AUTO OWNER TR 2017-3 2017-3 CL A3 1.97% 04/15/2022 DTD		2017-12-21	2020-11-16
. FHLMC 1186 CL I 7.0% 12/15/2021 DTD 12/01/1991		2013-09-04	2020-11-16
. FHLMC 1376 CL Z 7.5% 09/15/2022 DTD 09/01/1992		2013-09-04	2020-11-16
. FHLMC 2424 CL EM 6.375% 03/15/2032 DTD 03/01/2002		2014-02-20	2020-11-16
. FEDERAL HOME LN MTG CORP MULTICLASS		2007-12-24	2020-11-16
. FEDERAL HOME LN MTG CORP MULTICLASS		2007-08-03	2020-11-16
. FHLMC 2165 CL PE 6.0% 06/15/2029 DTD 06/01/1999		2014-03-19	2020-11-16

Form 990PF Part IV - Capital Gains and Losses for Tax on Investment Income - Columns e - h

(e) Gross sales price	(f) Depreciation allowed (or allowable)	(g) Cost or other basis plus expense of sale	(h) Gain or (loss) (e) plus (f) minus (g)
264,853		244,304	20,549
69,088		63,784	5,304
5,110		5,100	10
2,389		2,358	31
142		160	-18
125		143	-18
80		90	-10
30		31	-1
75		76	-1
132		145	-13

Form 990PF Part IV - Capital Gains and Losses for Tax on Investment Income - Columns i - l

Complete only for assets showing gain in column (h) and owned by the foundation on 12/31/69			(l) Gains (Col. (h) gain minus col. (k), but not less than -0-) or Losses (from col.(h))
(i) F.M.V. as of 12/31/69	(j) Adjusted basis as of 12/31/69	(k) Excess of col. (i) over col. (j), if any	
			20,549
			5,304
			10
			31
			-18
			-18
			-10
			-1
			-1
			-13

Form 990PF Part IV - Capital Gains and Losses for Tax on Investment Income - Columns a - d

List and describe the kind(s) of property sold (e.g., real estate, (a) 2-story brick warehouse; or common stock, 200 shs. MLC Co.)	(b) How acquired P—Purchase D—Donation	(c) Date acquired (mo., day, yr.)	(d) Date sold (mo., day, yr.)
. FHLMC 2295 CL BD 6.0% 03/15/2031 DTD 03/01/2001		2014-03-19	2020-11-16
. FHLMC 3710 CL GB 4.0% 08/15/2025 DTD 08/01/2010		2012-06-12	2020-11-16
. FHLMC 3854 CL EW 4.0% 05/15/2026 DTD 05/01/2011		2012-01-06	2020-11-16
. FHLMC 2510 CL ND 6.0% 10/15/2032 DTD 10/01/2002		2017-08-10	2020-11-16
. FEDERAL HOME LN MTG CORP MULTICLASS		2008-12-09	2020-11-16
. FHLMC 2809 CL GJ 6.0% 06/15/2034 DTD 06/01/2004		2015-06-29	2020-11-16
. FHLMC SER 2936 CL PE 5% 02/15/2035 DTD 02/10/2005		2020-09-21	2020-11-16
. FHLMC 3047 CL NZ 5.5% 10/15/2035 DTD 10/01/2005		2020-02-14	2020-11-16
. FEDERAL HOME LN MTG CORP MULTICLASS		2008-12-30	2020-11-16
. FHLMC 3431 CL AT 5.0% 03/15/2023 DTD 03/01/2008		2013-06-27	2020-11-16

Form 990PF Part IV - Capital Gains and Losses for Tax on Investment Income - Columns e - h

(e) Gross sales price	(f) Depreciation allowed (or allowable)	(g) Cost or other basis plus expense of sale	(h) Gain or (loss) (e) plus (f) minus (g)
293		321	-28
288		319	-31
397		427	-30
465		514	-49
118		110	8
397		447	-50
679		764	-85
528		590	-62
55		57	-2
146		161	-15

Form 990PF Part IV - Capital Gains and Losses for Tax on Investment Income - Columns i - l

Complete only for assets showing gain in column (h) and owned by the foundation on 12/31/69			(l) Gains (Col. (h) gain minus col. (k), but not less than -0-) or Losses (from col.(h))
(i) F.M.V. as of 12/31/69	(j) Adjusted basis as of 12/31/69	(k) Excess of col. (i) over col. (j), if any	
			-28
			-31
			-30
			-49
			8
			-50
			-85
			-62
			-2
			-15

Form 990PF Part IV - Capital Gains and Losses for Tax on Investment Income - Columns a - d

List and describe the kind(s) of property sold (e.g., real estate, (a) 2-story brick warehouse; or common stock, 200 shs. MLC Co.)	(b) How acquired P—Purchase D—Donation	(c) Date acquired (mo., day, yr.)	(d) Date sold (mo., day, yr.)
5000. FIRST HORIZON NATL SR NTS 3.5% 12/15/2020 DTD		2018-02-14	2020-11-16
. GNMA GTD PASS THRU CTF		2003-04-23	2020-11-16
. GNMA GTD PASS THRU CTF		1999-04-27	2020-11-16
. GNMA 2003-29 CL PD 5.5% 04/16/2033 DTD 04/01/2003		2017-04-20	2020-11-16
. FANNIE MAE		2007-12-19	2020-11-17
. GNMA 2003-79 CL PC 5.5% 09/20/2033 DTD 09/01/2003		2016-06-14	2020-11-20
. GNMA 2003-79 CL PC 5.5% 09/20/2033 DTD 09/01/2003		2020-10-27	2020-11-20
. GNMA 2005-6 CL UY 5.0% 10/20/2034 DTD 01/01/2005		2016-07-06	2020-11-20
1412. ISHARES MISC I EAFE INDEX FUND		2016-02-12	2020-11-20
1269. JPMORGAN BETABUILDERS CANADA		2018-08-14	2020-11-20

Form 990PF Part IV - Capital Gains and Losses for Tax on Investment Income - Columns e - h

(e) Gross sales price	(f) Depreciation allowed (or allowable)	(g) Cost or other basis plus expense of sale	(h) Gain or (loss) (e) plus (f) minus (g)
5,000		5,063	-63
29		31	-2
66		66	
274		300	-26
92		94	-2
		290	-290
1,087		959	128
181		201	-20
99,314		73,283	26,031
32,647		31,584	1,063

Form 990PF Part IV - Capital Gains and Losses for Tax on Investment Income - Columns i - l

Complete only for assets showing gain in column (h) and owned by the foundation on 12/31/69			(l) Gains (Col. (h) gain minus col. (k), but not less than -0-) or Losses (from col.(h))
(i) F.M.V. as of 12/31/69	(j) Adjusted basis as of 12/31/69	(k) Excess of col. (i) over col. (j), if any	
			-63
			-2
			-26
			-2
			-290
			128
			-20
			26,031
			1,063

Form 990PF Part IV - Capital Gains and Losses for Tax on Investment Income - Columns a - d

List and describe the kind(s) of property sold (e.g., real estate, (a) 2-story brick warehouse; or common stock, 200 shs. MLC Co.)	(b) How acquired P—Purchase D—Donation	(c) Date acquired (mo., day, yr.)	(d) Date sold (mo., day, yr.)
2002. JPMORGAN BETABUILDERS EUROPE ETF		2019-08-26	2020-11-20
835. SPDR TR UNIT SER 1		2017-01-18	2020-11-20
14468.446 SIX CIRCLES US UNCONSTR EQ		2020-02-12	2020-11-20
144.806 SIX CIRCLES US UNCONSTR EQ		2018-10-17	2020-11-20
7961.331 VANGUARD TTL INTL BND-ADM		2019-03-07	2020-11-20
5547.622 VANGUARD TTL INTL BND-ADM		2020-03-05	2020-11-20
20. HOME DEPOT INC		2011-09-29	2020-11-24
5. PROCTER & GAMBLE CO		2019-06-05	2020-11-24
12. PROCTER & GAMBLE CO		2020-08-04	2020-11-24
. FEDERAL NATL MTG ASSN GTD REMIC PASS		2007-09-26	2020-11-25

Form 990PF Part IV - Capital Gains and Losses for Tax on Investment Income - Columns e - h

(e) Gross sales price	(f) Depreciation allowed (or allowable)	(g) Cost or other basis plus expense of sale	(h) Gain or (loss) (e) plus (f) minus (g)
50,304		45,631	4,673
296,684		189,133	107,551
194,022		169,860	24,162
1,942		1,463	479
186,295		185,382	913
129,814		129,204	610
5,464		676	4,788
691		534	157
1,659		1,602	57
80		83	-3

Form 990PF Part IV - Capital Gains and Losses for Tax on Investment Income - Columns i - l

Complete only for assets showing gain in column (h) and owned by the foundation on 12/31/69			(l) Gains (Col. (h) gain minus col. (k), but not less than -0-) or Losses (from col.(h))
(i) F.M.V. as of 12/31/69	(j) Adjusted basis as of 12/31/69	(k) Excess of col. (i) over col. (j), if any	
			4,673
			107,551
			24,162
			479
			913
			610
			4,788
			157
			57
			-3

Form 990PF Part IV - Capital Gains and Losses for Tax on Investment Income - Columns a - d

List and describe the kind(s) of property sold (e.g., real estate, (a) 2-story brick warehouse; or common stock, 200 shs. MLC Co.)	(b) How acquired P—Purchase D—Donation	(c) Date acquired (mo., day, yr.)	(d) Date sold (mo., day, yr.)
. FANNIE MAE		2003-07-08	2020-11-25
. FEDERAL NATL MTG ASSN GTD REMIC PASS		2007-11-30	2020-11-25
. FEDERAL NATL MTG ASSN GTD REMIC PASS		2007-09-27	2020-11-25
. FNMA 2011-75 CL BL 3.5% 08/25/2021 DTD 07/01/2011		2014-03-18	2020-11-25
. FNMA 253849 7% 06/01/21		2012-09-24	2020-11-25
. FEDERAL NATL MTG ASSN GTD MTG PASS		2003-04-23	2020-11-25
. FEDERAL NATL MTG ASSN GTD MTG PASS		2003-04-23	2020-11-25
. FNMA AL5441 4.5% 09/01/41		2018-11-27	2020-11-25
. FNMA AN0665 3.07% 02/01/26		2017-07-06	2020-11-25
. FNMA AN2978 2.62% 11/01/26		2019-11-20	2020-11-25

Form 990PF Part IV - Capital Gains and Losses for Tax on Investment Income - Columns e - h

(e) Gross sales price	(f) Depreciation allowed (or allowable)	(g) Cost or other basis plus expense of sale	(h) Gain or (loss) (e) plus (f) minus (g)
109		111	-2
68		70	-2
226		236	-10
345		364	-19
97		109	-12
20		21	-1
9		9	
768		797	-29
28		28	
73		75	-2

Form 990PF Part IV - Capital Gains and Losses for Tax on Investment Income - Columns i - l

Complete only for assets showing gain in column (h) and owned by the foundation on 12/31/69			(l) Gains (Col. (h) gain minus col. (k), but not less than -0-) or Losses (from col.(h))
(i) F.M.V. as of 12/31/69	(j) Adjusted basis as of 12/31/69	(k) Excess of col. (i) over col. (j), if any	
			-2
			-2
			-10
			-19
			-12
			-1
			-29
			-2

Form 990PF Part IV - Capital Gains and Losses for Tax on Investment Income - Columns a - d

List and describe the kind(s) of property sold (e.g., real estate, (a) 2-story brick warehouse; or common stock, 200 shs. MLC Co.)	(b) How acquired P—Purchase D—Donation	(c) Date acquired (mo., day, yr.)	(d) Date sold (mo., day, yr.)
. FANNIE MAE		2009-09-18	2020-11-25
. FEDERAL NATL MTG ASSN GTD REMIC PASS		2007-12-27	2020-11-25
. FNMA 2003-42 CL GB 4.0% 05/25/2033 DTD 04/01/2003		2017-12-18	2020-11-25
. FNMA 2003-71 CL MB 5.5% 08/25/2033 DTD 07/01/2003		2016-06-09	2020-11-25
. FNMA 2004-49 CL EB 5.0% 07/25/2024 DTD 06/01/2004		2017-11-07	2020-11-25
. FANNIE MAE		2009-10-16	2020-11-25
. FNMA 2006-22 CL CE 4.5% 08/25/2023 DTD 03/01/2006		2010-06-23	2020-11-25
. FANNIE MAE		2014-02-05	2020-11-25
. FNMA 2006-93 CL YL 5.5% 10/25/2036 DTD 09/01/2006		2018-11-29	2020-11-25
. FNMA 889235 5% 03/01/23		2011-08-16	2020-11-25

Form 990PF Part IV - Capital Gains and Losses for Tax on Investment Income - Columns e - h

(e) Gross sales price	(f) Depreciation allowed (or allowable)	(g) Cost or other basis plus expense of sale	(h) Gain or (loss) (e) plus (f) minus (g)
200		170	30
229		222	7
126		130	-4
115		128	-13
629		666	-37
29		27	2
90		94	-4
84		95	-11
4,012		4,238	-226
34		37	-3

Form 990PF Part IV - Capital Gains and Losses for Tax on Investment Income - Columns i - l

Complete only for assets showing gain in column (h) and owned by the foundation on 12/31/69			(l) Gains (Col. (h) gain minus col. (k), but not less than -0-) or Losses (from col.(h))
(i) F.M.V. as of 12/31/69	(j) Adjusted basis as of 12/31/69	(k) Excess of col. (i) over col. (j), if any	
			30
			7
			-4
			-13
			-37
			2
			-4
			-11
			-226
			-3

Form 990PF Part IV - Capital Gains and Losses for Tax on Investment Income - Columns a - d

List and describe the kind(s) of property sold (e.g., real estate, (a) 2-story brick warehouse; or common stock, 200 shs. MLC Co.)	(b) How acquired P—Purchase D—Donation	(c) Date acquired (mo., day, yr.)	(d) Date sold (mo., day, yr.)
. FEDERAL NATL MTG ASSN GTD MTG PASS		2007-09-28	2020-11-25
. GNMA II POOL 2003-32 CL UJ 5.5% 05/25/2033 DTD 04/01/2003		2012-02-28	2020-11-30
CAPITAL GAIN DIVIDENDS	P		

Form 990PF Part IV - Capital Gains and Losses for Tax on Investment Income - Columns e - h

(e) Gross sales price	(f) Depreciation allowed (or allowable)	(g) Cost or other basis plus expense of sale	Gain or (loss) (h) (e) plus (f) minus (g)
69		71	-2
157		179	-22
			3,806

Form 990PF Part IV - Capital Gains and Losses for Tax on Investment Income - Columns i - l

Complete only for assets showing gain in column (h) and owned by the foundation on 12/31/69			(l) Gains (Col. (h) gain minus col. (k), but not less than -0-) or Losses (from col.(h))
(i) F.M.V. as of 12/31/69	(j) Adjusted basis as of 12/31/69	(k) Excess of col. (i) over col. (j), if any	
			-2
			-22

Form 990PF Part XV Line 3 - Grants and Contributions Paid During the Year or Approved for Future Payment				
Recipient	If recipient is an individual, show any relationship to any foundation manager or substantial contributor	Foundation status of recipient	Purpose of grant or contribution	Amount
Name and address (home or business)				
a <i>Paid during the year</i>				
Winona Volunteer Services 416 EAST 2ND STREET WINONA, MN 55987	NONE	PC	GENERAL	15,000
Family Focus Inc 310 S PEORIA AVE STE 301 CHICAGO, IL 60607	NONE	PC	GENERAL	30,000
Family Matters Inc 7731 N MARSHFIELD AVE CHICAGO, IL 60626	NONE	PC	GENERAL	50,000
Total ▶ 3a				1,006,334

Form 990PF Part XV Line 3 - Grants and Contributions Paid During the Year or Approved for Future Payment				
Recipient	If recipient is an individual, show any relationship to any foundation manager or substantial contributor	Foundation status of recipient	Purpose of grant or contribution	Amount
Name and address (home or business)				
a <i>Paid during the year</i>				
Roseland Training Center 235 EAST 136TH PLACE CHICAGO, IL 60827	NONE	PC	GENERAL	18,000
St Marys University of Minnesota 700 TERRACE HEIGHTS WINONA, MN 55987	NONE	PC	GENERAL	140,000
Christo Rey St Martin Pre School 501 S DR MARTIN LUTHER KING JR DR WAUKEGAN, IL 60085	NONE	PC	GENERAL	350,000
Total ▶ 3a				1,006,334

Form 990PF Part XV Line 3 - Grants and Contributions Paid During the Year or Approved for Future Payment				
Recipient	If recipient is an individual, show any relationship to any foundation manager or substantial contributor	Foundation status of recipient	Purpose of grant or contribution	Amount
Name and address (home or business)				
a <i>Paid during the year</i>				
Berea CollegeLINCOLN HALL 200 BEREA, KY 40404	NONE	PC	GENERAL	158,334
Harding UniversityPO BOX 10772 SEARCY, AR 72149	NONE	PC	GENERAL	60,000
THE INFANT WELFARE SOCIETY 2200 MAIN ST EVANSTON, IL 60202	NONE	PC	GENERAL	100,000
Total ▶ 3a				1,006,334

Form 990PF Part XV Line 3 - Grants and Contributions Paid During the Year or Approved for Future Payment				
Recipient	If recipient is an individual, show any relationship to any foundation manager or substantial contributor	Foundation status of recipient	Purpose of grant or contribution	Amount
Name and address (home or business)				
a Paid during the year				
UNITED WAY OF METROPOLITAN CHICAGO 222 S WABASH AVE FL 30 CHICAGO, IL 60604	NONE	PC	GENERAL	50,000
YOUTH AND OPPORTUNITY UNITED 1027 SHERMAN AVE EVANSTON, IL 98201	NONE	PC	GENERAL	35,000
Total ▶ 3a				1,006,334

TY 2019 Investments Corporate Bonds Schedule

Name: GEORGE R KENDALL FOUNDATION XXXXX3004

EIN: 36-6403376

Investments Corporate Bonds Schedule

Name of Bond	End of Year Book Value	End of Year Fair Market Value
00037BAB8 ABB FIN USA INC 2.87	10,351	10,356
026874DG9 AMERN INTL GROUP SR	5,104	5,024
037833AZ3 APPLE INC 2.500% 02/	4,982	5,385
042735BG4 ARROW ELECTRONICS IN	1,988	2,155
084670BR8 BERKSHIRE HATHAWAY I	5,103	5,256
124857AG8 CBS CORP 3.375% 03/0		
136385AV3 CANADIAN NATL RESOUR		
14040HBF1 CAP ONE FINL CO SR N	5,085	5,457
172967JL6 CITIGROUP INC 3.875%	9,738	11,156
172967LM1 CITIGROUP INC SR NTS		
205887BJ0 CONAGRA BRANDS INC S	4,932	5,244
258620103 DOUBLELINE TTL RTRN		
29364DAR1 ENTERGY AR LLC 3.05%	2,002	2,113
29379VBB8 ENTERPRISE PRODUCTS	998	1,095
294752AH3 REGENCY CENTERS CORP		
3128K1SD4 FHLMC GOLD A41416 5%	27	31
312908DY9 FHLMC 1186 CL I 7.0%	1,498	1,360
3129114L1 FHLMC 1376 CL Z 7.5%	2,279	2,073
31339WHL3 FHLMC 2424 CL EM 6.3	5,913	6,193
3133T1VW9 FHLMC 1591 CL PK 6.3	627	645

Investments Corporate Bonds Schedule

Name of Bond	End of Year Book Value	End of Year Fair Market Value
3133T3KF4 FHLMC 1628 CL KZ 6.2	1,665	1,740
3133TLEK0 FHLMC 2165 CL PE 6.0	5,923	6,144
3133TRQM0 FHLMC 2295 CL BD 6.0	6,843	7,068
31358QW27 FNMA G92-61 CL Z 7.0	1,030	1,023
31358RY64 FNMA G92-66 CL KA 6.	1,325	1,342
31359BPE1 FNMA 1993-122 CL M 6	1,408	1,437
31359SZM5 FNMA 2001-17 CL PD 6	8,004	8,661
31359T6P8 FNMA 1998-37 CL VZ 6	1,613	1,673
3136A0GY7 FNMA 2011-75 CL BL 3	1,739	1,656
31371J5J9 FNMA 253849 7% 06/01	216	192
3137A1LY7 FHLMC 3710 CL GB 4.0	7,147	6,786
3137AA5D1 FHLMC 3854 CL EW 4.0	9,574	9,320
31385JM47 FNMA 545879 6.5% 09/	698	764
31389MYN1 FNMA 629917 5.5% 04/	1,542	1,712
3138LCW35 FNMA AN0665 3.07% 02	25,034	27,467
31392WT75 FHLMC 2510 CL ND 6.0	17,704	18,186
31393AE45 FNMA 2003-24 CL MZ 5	5,635	7,689
31393AFD4 FNMA 2003-28 CL TC 5	3,977	4,242
31393BNT8 GNMA II POOL 2003-32	29,217	28,758
31393EKX6 FNMA 2003-71 CL MB 5	9,665	10,178

Investments Corporate Bonds Schedule

Name of Bond	End of Year Book Value	End of Year Fair Market Value
31393RJ92 FHLMC 2624 CL QH 5.0	4,023	4,982
31393Y6L4 FNMA 2004-49 CL EB 5	13,268	13,185
31393YYL3 FNMA 2004-45 CL ZL 6	2,874	3,576
31395A5K7 FHLMC 2809 CL GJ 6.0	15,204	16,091
31395BD75 FNMA 2006-22 CL CE 4	2,004	1,986
31396KGX4 FNMA 2006-77 CL PC 6	3,778	3,873
31396UCL2 FHLMC 3195 CL PD 6.5	2,145	2,350
31397RSZ0 FHLMC 3431 CL AT 5.0	462	427
31406BPC8 FNMA 805119 5.5% 01/		
31410G4U4 FNMA 889235 5% 03/01	253	247
31410GH97 FNMA 888656 6.5% 04/	459	498
36200QW67 GNMA 569569 6% 01/15	1,383	1,600
36210TBD7 GNMA 501436 6.5% 03/	3,934	4,360
36962G4Y7 GENERAL ELEC CAP COR		
37045XBF2 GEN MOTORS FINL CO 4	5,261	5,027
38141EC23 GOLDMAN SACHS GROUP	8,419	8,808
38373S7F8 GNMA 2003-29 CL PD 5	19,590	19,556
38374B5C3 GNMA 2003-79 CL PC 5	57,036	56,380
38374BE90 GNMA 2003-70 CL MD 5	27,360	26,702
38374KLR2 GNMA 2005-6 CL UY 5.	8,820	8,895

Investments Corporate Bonds Schedule

Name of Bond	End of Year Book Value	End of Year Fair Market Value
48121L809 JPM INFLATN MGD BND		
49326EED1 KEYCORP SR NTS MTN 5	5,749	5,074
524901AT2 LEGG MASON INC SR NT	5,049	5,553
548661CV7 LOWE'S COS INC SR NT	5,050	5,123
56501RAB2 MANULIFE FINL CORP S		
61746BDJ2 MORGAN STANLEY SR NT		
61747WAL3 MORGAN STANLEY SR NT		
674599BY0 OCCIDENTAL PETROLEUM		
68389XBL8 ORACLE CORP SR NTS 2	5,049	5,262
760759AP5 REP SERVICES INC SR	1,994	2,078
857477AL7 ST STR CORP 3.1% 05/	1,997	2,128
9128282A7 US TREAS 1.5% 08/15/	69,272	79,379
912828D56 US TREAS 2.375% 08/1	85,657	91,663
912828G38 US TREAS 2.25% 11/15	24,897	26,937
912828K74 US TREAS 2% 08/15/25	40,897	43,098
912828M98 US TREAS 1.625% 11/3		
912828R36 US TREAS 1.625% 05/1	19,626	21,288
912828RC6 US TREAS 2.125% 08/1	35,781	35,499
912828SF8 US TREAS 2% 02/15/22	46,477	46,026
912828UL2 US TREAS 1.375% 01/3		

Investments Corporate Bonds Schedule

Name of Bond	End of Year Book Value	End of Year Fair Market Value
912828V98 US TREAS 2.25% 02/15	49,947	55,287
912828VB3 US TREAS 1.75% 05/15	52,025	57,125
912828XB1 US TREAS 2.125% 05/1	44,248	48,586
91324PBT8 UNITEDHEALTH GROUP I		
92203J308 VANGUARD TTL INTL BN	965,561	1,034,604
927804FQ2 VA ELEC & PWR CO SR	998	1,080
94974BFJ4 WELLS FARGO & CO MTN	20,355	21,224
14314WAD3 CARMAX AUTO OWNER TR	7,287	7,402
06051GGQ6 BANK OF AMERICA CORP		
31393BUX1 FNMA 2003-42 CL GB 4	24,202	26,186
83002G108 SIX CIRCLES ULTR SHR	144,880	145,315
72201F490 PIMCO INCOME FUND-IN	135,869	131,157
921937603 VANGUARD TOTAL BOND		
81618TAB6 OFFICE PPTY INCOME T		
320517AB1 FIRST HORIZON NATL S		
36255KAD3 GM FINL AUTOMOBILE L		
459745GN9 INTL LEASE FINANCE C	5,380	5,384
61945CAF0 MOSAIC CO 3.250% 11/	4,916	5,227
637071AJ0 NATL OILWELL VARCO I		
857477AZ6 ST STR CORP SR NTS V	4,848	5,162

Investments Corporate Bonds Schedule

Name of Bond	End of Year Book Value	End of Year Fair Market Value
00817YAV0 AETNA INC SR NTS 2.8	9,709	10,512
44106MAR3 SVC PROPERTIES TR SR		
38141GWM2 GOLDMAN SACHS GROUP	11,693	12,478
00751YAC0 ADVANCE AUTO PARTS 4		
46132FAB6 INVESCO FIN PLC 4.0%	4,983	5,473
11120VAF0 BRIXMOR OPER PART SR	4,916	5,333
756109AQ7 REALTY INCOME CORP 3	4,948	5,525
00507UAS0 ALLERGAN FDG SCS 3.8	5,074	5,306
001055AP7 AFLAC INC 3.250% 03/	9,570	11,099
761713BG0 REYNOLDS AMERN INC 4	5,319	5,707
20030NCS8 COMCAST CORP 3.95% 1	1,998	2,293
20030NBS9 COMCAST CORP 3.150%	2,820	3,346
95040QAC8 WELLTOWER INC SR NTS	5,049	5,790
92340LAA7 VEREIT OPER PARTNER	5,282	5,718
883556BR2 THERMO FISHER SCIENT	4,858	5,561
349553AM9 FORTIS INC SR NTS 3.	3,857	4,386
03027XAK6 AMERN TOWER CORP SR	4,921	5,604
002824BF6 ABBOTT LABORATORIES	2,989	3,501
118230AQ4 BUCKEYE PARTNERS LP		
776743AD8 ROPER TECHNOLOGIES I	5,152	5,766

Investments Corporate Bonds Schedule

Name of Bond	End of Year Book Value	End of Year Fair Market Value
015271AJ8 ALEXANDRIA REAL ESTA	4,965	5,726
774341AK7 ROCKWELL COLLINS INC		
65473QBE2 NISOURCE INC SR NTS	5,085	5,622
686330AJ0 ORIX CORP SR NTS 3.7	4,910	5,703
9128282R0 US TREAS 2.25% 08/15	23,586	27,756
9128284N7 US TREAS 2.875% 05/1	74,512	87,146
31396LBD1 FNMA 2006-93 CL YL 5	27,434	29,119
3138ENBK4 FNMA AL5441 4.5% 09/	27,781	30,048
67077MAC2 NUTRIEN LTD SR NTS 3	4,956	5,448
00912XBE3 AIR LEASE CORP SR NT	5,049	5,137
032654AN5 ANALOG DEVICES INC S	5,003	5,672
03522AAG5 ANHEUSER-BUSCH CO/IN	10,145	11,298
036752AC7 ANTHEM INC SR NTS 3.	4,958	5,508
05723KAD2 BAKER HUGHES LLC/CO-	5,086	5,224
06051GFX2 BK OF AMER CORP SR N		
06051GHW2 BK OF AMER CORP SR N	10,000	10,613
06406RAC1 BK OF NY MELLON CORP	4,989	5,163
064159MK9 BK OF NOVA SCOTIA SR	5,170	5,437
10112RAX2 BOSTON PROPERTIES LP	5,135	5,626
10373QAY6 BP CAP MARKETS AMER	4,933	5,398

Investments Corporate Bonds Schedule

Name of Bond	End of Year Book Value	End of Year Fair Market Value
126408HJ5 CSX CORP 3.800% 03/0	5,204	5,853
172967KY6 CITIGROUP INC SR NTS	5,114	5,547
172967MF5 CITIGROUP INC SR NTS	5,048	5,419
174610AR6 CITIZENS FINL GROUP	5,083	5,532
21685WDD6 COOPERATIEVE RABOBAN	5,121	5,210
26208RAB1 DRIVE AUTO RECEIVABL		
3138LFJY5 FNMA AN2978 2.62% 11	47,765	50,521
406216BG5 HALLIBURTON CO SR NT		
42225UAG9 HEALTHCARE TR OF AME	4,974	5,432
446150AJ3 HUNTINGTON BANCSHARE	4,026	4,023
464287432 ISHARES 20+ YEAR TRE	346,062	374,127
464287440 ISHARES 7-10 YEAR TR		
720186AL9 PIEDMONT NAT GAS CO	4,987	5,763
722005816 PIMCO INV GRD CRD BN	243,335	276,975
7591EPAP5 REGIONS FINL CORP SR	5,144	5,440
86787EBC0 TRUIST BK SR NTS MTN	4,998	5,419
9128286B1 US TREAS 2.625% 02/1	49,895	57,586
92343VDD3 VERIZON COMMUNICATIO	9,662	10,932
95000U2H5 WELLS FARGO & CO SR	5,000	5,265
961214EH2 WESTPAC BNKG CORP SR	5,025	5,345

Investments Corporate Bonds Schedule

Name of Bond	End of Year Book Value	End of Year Fair Market Value
00206RDQ2 AT&T INC SR NTS 4.25	11,600	11,728
03066FAG6 AMERICREDIT AUTOMOB	25,252	25,473
03066HAE7 AMERICREDIT AUTOMOB	50,859	50,978
06051GGZ6 BANK OF AMERICA CORP	5,226	5,483
06051GHT9 BK OF AMER CORP SR N	21,483	22,458
09062XAH6 BIOGEN INC SR NTS 2.	5,106	5,166
09260B614 BLCKRCK HI YLD BND P	474,661	543,549
096630AE8 BOARDWALK PIPELINES	2,250	2,325
097023CZ6 BOEING CO SR NTS 1.9	4,992	5,048
10373QBL3 BP CAP MARKETS AMER	5,709	5,840
11134LAP4 BROADCOM CRP / CAYMN	10,709	10,775
120568AX8 BUNGE LTD FIN CORP 3	5,426	5,487
126650CX6 CVS HEALTH CORP 4.30	5,478	5,880
14315XAC2 CARMAX AUTO OWNER TR	16,997	17,416
15189TAX5 CENTERPOINT ENERGY I	3,295	3,280
191216CU2 COCA-COLA CO/THE SR	4,994	5,158
22160KAN5 COSTCO WHSL CORP SR	4,989	5,134
22822VAB7 CROWN CASTLE INTL CO	5,745	5,765
25470DBJ7 DISCOVERY COMMUNICAT	5,602	5,699
256677AG0 \$ GEN CORP SR NTS 3.	5,728	5,749

Investments Corporate Bonds Schedule

Name of Bond	End of Year Book Value	End of Year Fair Market Value
26138EAU3 KEURIG DR PEPPER INC	4,992	5,448
26441YBB2 DUKE RLTY LP SR NTS	5,853	5,875
30034WAB2 EVERGY INC SR NTS 2.	5,402	5,428
31395LZQ7 FHLMC 2936 CL PE 5.0	31,004	31,529
31396CJP6 FHLMC 3047 CL NZ 5.5	28,304	29,873
36255PAF7 GM FINL CONSUMER AUT	53,408	53,897
404119BU2 HCA INC SR NTS 4.5%	5,419	5,748
49456BAR2 KINDER MORGAN INC 2.	4,849	4,906
53227JAB0 LIFE STORAGE LP 4.0%	5,772	5,781
539830BP3 LOCKHEED MARTIN CORP	5,249	5,232
573284AT3 MARTIN MARIETTA MATE	5,264	5,626
59523UAN7 MID-AMERICA APARTMEN	5,659	5,630
606822BH6 MITSUBISHI UFJ FIN G	10,813	11,651
6174468C6 MORGAN STANLEY SR NT	21,974	22,893
655044AP0 NOBLE ENERGY INC SR	5,318	5,788
68268NAP8 ONEOK PARTNERS LP 4.	5,524	5,530
69352PAQ6 PPL CAP FDG INC 4.12	5,895	5,929
718549AF5 PHILLIPS 66 PARTNERS	5,219	5,320
74251VAS1 PRIN FINL GRP 2.125%	2,081	2,085
744573AQ9 PUB SVC ENTERPRIS SR	4,991	4,931

Investments Corporate Bonds Schedule

Name of Bond	End of Year Book Value	End of Year Fair Market Value
74834LBC3 QUEST DIAGNOSTICS IN	5,452	5,511
824348BL9 SHERWIN-WILLIAMS CO	5,254	5,268
82481LAD1 SHIRE ACQ INV IRELAN	5,169	5,584
828807DF1 SIMON PPTY GROUP LP	4,944	5,112
83002G884 SIX CIRCLES CREDIT O	274,588	276,217
855244AZ2 STARBUCKS CORP SR NT	5,309	5,400
86562MAC4 SUMITOMO MITSUI FINL	10,729	11,366
871829BP1 SYSCO CORP 5.65% 04/	5,941	5,959
89352HAW9 TRANSCANADA PIPELINE	5,567	5,866
90265EAN0 UDR INC MTN 3.5% 01/	5,290	5,605
91159HJA9 US BANCORP SR NTS MT	4,968	5,016
912828ZQ6 US TREAS 0.625% 05/1	44,673	44,205
913017CR8 RAYTHEON TECH CORP S	5,539	5,593
92203J407 VANGUARD TOTAL INTL	508,225	510,411
92206C771 VANGUARD MORTGAGE-BA	268,082	267,623
92556HAB3 VIACOMCBS INC SR NTS	6,154	6,203
963320AW6 WHIRLPOOL CORP SR NT	6,075	6,125
98389BAY6 XCEL ENERGY INC SR N	5,726	5,743
98978VAN3 ZOETIS INC SR NTS 3.	5,575	5,911

TY 2019 Investments Corporate Stock Schedule

Name: GEORGE R KENDALL FOUNDATION XXXXX3004
EIN: 36-6403376

Investments Corporation Stock Schedule

Name of Stock	End of Year Book Value	End of Year Fair Market Value
00724F101 ADOBE INC.		
02079K107 ALPHABET INC-CL C	5,409	33,454
02079K305 ALPHABET INC-CL A	2,285	14,035
023135106 AMAZON.COM INC	8,118	57,025
032654105 ANALOG DEVICES INC	7,998	8,345
037833100 APPLE INC	2,570	51,192
060505104 BANK OF AMERICA CORP	3,385	10,081
084670702 BERKSHIRE HATHAWAY I		
09062X103 BIOGEN INC	2,977	2,402
101137107 BOSTON SCIENTIFIC CO	4,588	7,392
110122108 BRISTOL-MYERS SQUIBB	9,113	10,046
16119P108 CHARTER COMMUNICATIO	8,612	21,516
172967424 CITIGROUP INC	6,097	10,243
20030N101 COMCAST CORP-CLASS A	1,511	8,943
25278X109 DIAMONDBACK ENERGY I		
254687106 WALT DISNEY CO/THE		
26875P101 EOG RESOURCES INC		
30303M102 FACEBOOK INC-CLASS A	7,509	18,557
31620M106 FIDELITY NATIONAL IN	4,346	10,389
369550108 GENERAL DYNAMICS COR		
437076102 HOME DEPOT INC	1,115	9,155
438516106 HONEYWELL INTERNATIO	3,354	17,945
45866F104 INTERCONTINENTAL EXC		
464287465 ISHARES MSCI EAFE ET	143,555	194,035
493267108 KEYCORP		
532457108 ELI LILLY & CO	8,208	13,545
548661107 LOWE'S COS INC	3,187	13,089
552746349 MFS INTL INTRINSIC V		
57636Q104 MASTERCARD INC - A	1,242	20,527
58933Y105 MERCK & CO. INC.	7,831	10,049

Investments Corporation Stock Schedule

Name of Stock	End of Year Book Value	End of Year Fair Market Value
594918104 MICROSOFT CORP	4,607	59,940
609207105 MONDELEZ INTERNATIONAL	3,261	8,618
617446448 MORGAN STANLEY	5,218	15,705
65339F101 NEXTERA ENERGY INC	11,272	18,250
655844108 NORFOLK SOUTHERN COR	9,132	16,117
666807102 NORTHROP GRUMMAN COR	12,699	15,113
67066G104 NVIDIA CORP	6,449	19,298
67103H107 O'REILLY AUTOMOTIVE	6,236	8,849
713448108 PEPSICO INC	7,638	11,827
717081103 PFIZER INC		
718172109 PHILIP MORRIS INTERN		
723787107 PIONEER NATURAL RESO	7,396	7,041
78462F103 SPDR S&P 500 ETF TRU	1,206,390	2,224,859
854502101 STANLEY BLACK & DECK	5,925	10,690
882508104 TEXAS INSTRUMENTS IN	6,996	19,511
907818108 UNION PACIFIC CORP	5,694	13,469
91324P102 UNITEDHEALTH GROUP I	2,916	25,898
92532F100 VERTEX PHARMACEUTICA	627	5,238
92826C839 VISA INC-CLASS A SHA		
94106B101 WASTE CONNECTIONS IN	2,670	5,615
949746101 WELLS FARGO & CO		
96208T104 WEX INC	4,491	7,449
98956P102 ZIMMER BIOMET HOLDIN	10,774	14,316
G0176J109 ALLEGION PLC		
G1151C101 ACCENTURE PLC-CL A		
H1467J104 CHUBB LTD	3,005	8,722
025816109 AMERICAN EXPRESS CO	8,164	9,013
053015103 AUTOMATIC DATA PROCE		
11135F101 BROADCOM INC		
191216100 COCA-COLA CO/THE	7,136	8,153

Investments Corporation Stock Schedule

Name of Stock	End of Year Book Value	End of Year Fair Market Value
247361702 DELTA AIR LINES INC		
285512109 ELECTRONIC ARTS INC	3,642	5,493
518439104 ESTEE LAUDER COMPANI	4,366	4,416
315911750 FIDELITY 500 INDEX-I	692,283	954,628
56585A102 MARATHON PETROLEUM C		
G5960L103 MEDTRONIC PLC		
64110L106 NETFLIX INC	6,582	8,833
70450Y103 PAYPAL HOLDINGS INC	11,453	26,123
693656100 PVH CORP		
79466L302 SALESFORCE.COM INC	7,279	14,994
83002G306 SIX CIRCLES US UNCON	769,757	1,049,401
913017109 UNITED TECHNOLOGIES		
988498101 YUM] BRANDS INC	8,963	10,580
46641Q696 JPMORGAN BETABUILDER	232,761	252,533
83002G405 SIX CIRCLES INTL UNC	653,696	665,885
46641Q712 JPMORGAN BETABUILDER	268,992	318,302
00287Y109 ABBVIE INC	10,764	15,060
015351109 ALEXION PHARMACEUTIC		
22052L104 CORTEVA INC		
26614N102 DUPONT DE NEMOURS IN		
337738108 FISERV INC	12,530	17,277
46641Q688 JPM BTABLDRS DEV ASI	128,713	133,358
46641Q720 JPMORGAN BETABUILDER	228,640	258,649
580135101 MCDONALD'S CORP	5,229	5,653
742718109 PROCTER & GAMBLE CO/	6,831	8,888
747525103 QUALCOMM INC		
778296103 ROSS STORES INC		
G5494J103 LINDE PLC	13,129	20,514
N6596X109 NXP SEMICONDUCTORS N	13,223	19,010
007903107 ADVANCED MICRO DEVIC	8,139	8,803

Investments Corporation Stock Schedule

Name of Stock	End of Year Book Value	End of Year Fair Market Value
031100100 AMETEK INC	6,201	7,349
09857L108 BOOKING HOLDINGS INC	11,970	14,199
461202103 INTUIT INC	7,309	9,153
46434G103 ISHARES CORE MSCI EM	258,715	274,283
512807108 LAM RESEARCH CORP	5,899	7,243
693506107 PPG INDUSTRIES INC	8,411	9,100
75513E101 RAYTHEON TECHNOLOGIE	7,193	6,957
883556102 THERMO FISHER SCIENT	11,673	15,809
N07059210 ASML HOLDING NV-NY R	6,179	9,192

TY 2019 Other Decreases Schedule**Name:** GEORGE R KENDALL FOUNDATION XXXXX3004**EIN:** 36-6403376

Description	Amount
RETURN OF CAPITAL ADJUSTMENT	307
2020 TRANSACTIONS POSTED IN 2019	532
ACCRUED INT PAID-CARRYOVER	429
ROUNDING	87

TY 2019 Other Expenses Schedule**Name:** GEORGE R KENDALL FOUNDATION XXXXX3004**EIN:** 36-6403376**Other Expenses Schedule**

Description	Revenue and Expenses per Books	Net Investment Income	Adjusted Net Income	Disbursements for Charitable Purposes
ATTORNEY GENERAL FEE	15	0		15

TY 2019 Other Increases Schedule**Name:** GEORGE R KENDALL FOUNDATION XXXXX3004**EIN:** 36-6403376

Description	Amount
2019 TRANSACTIONS POSTED IN 2019	181
CASH AMT IN NQSI OID	1,156

TY 2019 Taxes Schedule**Name:** GEORGE R KENDALL FOUNDATION XXXXX3004**EIN:** 36-6403376

Category	Amount	Net Investment Income	Adjusted Net Income	Disbursements for Charitable Purposes
FOREIGN TAXES	33	33		0
FEDERAL ESTIMATES - INCOME	4,149	0		0
FOREIGN TAXES ON QUALIFIED FOR	4,097	4,097		0
FOREIGN TAXES ON NONQUALIFIED	686	686		0