






For calendar year 2019, or tax year beginning 10-01-2019, and ending 09-30-2020

Name of foundation JOE AND JESSIE CRUMP FUND XXXXX3000		A Employer identification number 75-6045044	
Number and street (or P.O. box number if mail is not delivered to street address) 10 S DEARBORN IL1-0111		Room/suite	B Telephone number (see instructions) (800) 496-2583
City or town, state or province, country, and ZIP or foreign postal code CHICAGO, IL 60603		C If exemption application is pending, check here ▶ <input type="checkbox"/>	
G Check all that apply: <input type="checkbox"/> Initial return <input type="checkbox"/> Final return <input type="checkbox"/> Address change <input type="checkbox"/> Initial return of a former public charity <input type="checkbox"/> Amended return <input type="checkbox"/> Name change		D 1. Foreign organizations, check here..... ▶ <input type="checkbox"/> 2. Foreign organizations meeting the 85% test, check here and attach computation ... ▶ <input type="checkbox"/>	
H Check type of organization: <input checked="" type="checkbox"/> Section 501(c)(3) exempt private foundation <input type="checkbox"/> Section 4947(a)(1) nonexempt charitable trust <input type="checkbox"/> Other taxable private foundation		E If private foundation status was terminated under section 507(b)(1)(A), check here ..... ▶ <input type="checkbox"/>	
I Fair market value of all assets at end of year (from Part II, col. (c), line 16) ▶ \$ 44,784,521		F If the foundation is in a 60-month termination under section 507(b)(1)(B), check here ..... ▶ <input type="checkbox"/>	
J Accounting method: <input type="checkbox"/> Cash <input type="checkbox"/> Accrual <input type="checkbox"/> Other (specify) _____ (Part I, column (d) must be on cash basis.)			

Part I Analysis of Revenue and Expenses (The total of amounts in columns (b), (c), and (d) may not necessarily equal the amounts in column (a) (see instructions).)		(a) Revenue and expenses per books	(b) Net investment income	(c) Adjusted net income	(d) Disbursements for charitable purposes (cash basis only)
Revenue	1 Contributions, gifts, grants, etc., received (attach schedule)				
	2 Check ▶ <input checked="" type="checkbox"/> if the foundation is <b>not</b> required to attach Sch. B . . . . .				
	3 Interest on savings and temporary cash investments				
	4 Dividends and interest from securities . . .	838,606	830,403		
	5a Gross rents . . . . .				
	b Net rental income or (loss)				
	6a Net gain or (loss) from sale of assets not on line 10	-750,556			
	b Gross sales price for all assets on line 6a 15,336,344				
	7 Capital gain net income (from Part IV, line 2) . . .		0		
	8 Net short-term capital gain . . . . .			0	
	9 Income modifications . . . . .				
	10a Gross sales less returns and allowances				
Operating and Administrative Expenses	b Less: Cost of goods sold . . . . .				
	c Gross profit or (loss) (attach schedule) . . . . .				
	11 Other income (attach schedule) . . . . .	 1,509,395	1,509,395		
	12 Total. Add lines 1 through 11 . . . . .	1,597,445	2,339,798		
	13 Compensation of officers, directors, trustees, etc.	271,354	139,063		132,291
	14 Other employee salaries and wages . . . . .		0	0	0
	15 Pension plans, employee benefits . . . . .		0	0	
	16a Legal fees (attach schedule) . . . . .	 3,769	0	0	3,769
	b Accounting fees (attach schedule) . . . . .				
	c Other professional fees (attach schedule) . . . . .	 88,439	88,439		0
	17 Interest . . . . .				0
	18 Taxes (attach schedule) (see instructions) . . . . .	 37,699	25,435		0
	19 Depreciation (attach schedule) and depletion . . . . .	0	0		
	20 Occupancy . . . . .				
	21 Travel, conferences, and meetings . . . . .		0	0	
	22 Printing and publications . . . . .		0	0	
	23 Other expenses (attach schedule) . . . . .	 176,607	148,697		
	24 Total operating and administrative expenses. Add lines 13 through 23 . . . . .	577,868	401,634	0	136,060
	25 Contributions, gifts, grants paid . . . . .	1,153,100			1,153,100
	26 Total expenses and disbursements. Add lines 24 and 25	1,730,968	401,634	0	1,289,160
	27 Subtract line 26 from line 12:				
	a Excess of revenue over expenses and disbursements	-133,523			
	b Net investment income (if negative, enter -0-)		1,938,164		
				0	

Part II Balance Sheets		Attached schedules and amounts in the description column should be for end-of-year amounts only. (See instructions.)		
		Beginning of year	End of year	
		(a) Book Value	(b) Book Value	(c) Fair Market Value
Assets	<b>1</b> Cash—non-interest-bearing . . . . .	251,878	465,006	465,006
	<b>2</b> Savings and temporary cash investments . . . . .	1,032,305	584,622	584,622
	<b>3</b> Accounts receivable ▶ _____ Less: allowance for doubtful accounts ▶ _____		0	0
	<b>4</b> Pledges receivable ▶ _____ Less: allowance for doubtful accounts ▶ _____			
	<b>5</b> Grants receivable . . . . .			
	<b>6</b> Receivables due from officers, directors, trustees, and other disqualified persons (attach schedule) (see instructions) . . . . .			
	<b>7</b> Other notes and loans receivable (attach schedule) ▶ <u>4,089,356</u> Less: allowance for doubtful accounts ▶ _____ 0	3,544,977	4,089,356	4,089,356
	<b>8</b> Inventories for sale or use . . . . .			
	<b>9</b> Prepaid expenses and deferred charges . . . . .			
	<b>10a</b> Investments—U.S. and state government obligations (attach schedule)			
	<b>b</b> Investments—corporate stock (attach schedule) . . . . .	22,573,258	22,452,371	24,714,719
	<b>c</b> Investments—corporate bonds (attach schedule) . . . . .	5,770,918	5,582,007	5,955,941
	<b>11</b> Investments—land, buildings, and equipment: basis ▶ _____ Less: accumulated depreciation (attach schedule) ▶ _____			
	<b>12</b> Investments—mortgage loans . . . . .			
	<b>13</b> Investments—other (attach schedule) . . . . .	4,425,572	4,724,717	4,942,726
	<b>14</b> Land, buildings, and equipment: basis ▶ _____ Less: accumulated depreciation (attach schedule) ▶ _____			
<b>15</b> Other assets (describe ▶ _____)	418	417	4,032,151	
<b>16</b> <b>Total assets</b> (to be completed by all filers—see the instructions. Also, see page 1, item I)	37,599,326	37,898,496	44,784,521	
Liabilities	<b>17</b> Accounts payable and accrued expenses . . . . .			
	<b>18</b> Grants payable . . . . .			
	<b>19</b> Deferred revenue . . . . .			
	<b>20</b> Loans from officers, directors, trustees, and other disqualified persons			
	<b>21</b> Mortgages and other notes payable (attach schedule) . . . . .			
	<b>22</b> Other liabilities (describe ▶ _____)			
	<b>23</b> <b>Total liabilities</b> (add lines 17 through 22) . . . . .		0	
Net Assets or Fund Balances	<b>Foundations that follow FASB ASC 958, check here</b> ▶ <input type="checkbox"/> <b>and complete lines 24, 25, 29 and 30.</b>			
	<b>24</b> Net assets without donor restrictions . . . . .			
	<b>25</b> Net assets with donor restrictions . . . . .			
	<b>Foundations that do not follow FASB ASC 958, check here</b> ▶ <input checked="" type="checkbox"/> <b>and complete lines 26 through 30.</b>			
	<b>26</b> Capital stock, trust principal, or current funds . . . . .	37,599,326	37,898,496	
	<b>27</b> Paid-in or capital surplus, or land, bldg., and equipment fund			
	<b>28</b> Retained earnings, accumulated income, endowment, or other funds			
	<b>29</b> <b>Total net assets or fund balances</b> (see instructions) . . . . .	37,599,326	37,898,496	
<b>30</b> <b>Total liabilities and net assets/fund balances</b> (see instructions) .	37,599,326	37,898,496		

**Part III Analysis of Changes in Net Assets or Fund Balances**

<b>1</b> Total net assets or fund balances at beginning of year—Part II, column (a), line 29 (must agree with end-of-year figure reported on prior year's return) . . . . .	<b>1</b>	37,599,326
<b>2</b> Enter amount from Part I, line 27a . . . . .	<b>2</b>	-133,523
<b>3</b> Other increases not included in line 2 (itemize) ▶ _____	<b>3</b>	806,633
<b>4</b> Add lines 1, 2, and 3 . . . . .	<b>4</b>	38,272,436
<b>5</b> Decreases not included in line 2 (itemize) ▶ _____	<b>5</b>	373,940
<b>6</b> Total net assets or fund balances at end of year (line 4 minus line 5)—Part II, column (b), line 29 .	<b>6</b>	37,898,496

**Part IV Capital Gains and Losses for Tax on Investment Income**

(a) List and describe the kind(s) of property sold (e.g., real estate, 2-story brick warehouse; or common stock, 200 shs. MLC Co.)	(b) How acquired P—Purchase D—Donation	(c) Date acquired (mo., day, yr.)	(d) Date sold (mo., day, yr.)
<b>1a</b> See Additional Data Table			
<b>b</b>			
<b>c</b>			
<b>d</b>			
<b>e</b>			

(e) Gross sales price	(f) Depreciation allowed (or allowable)	(g) Cost or other basis plus expense of sale	(h) Gain or (loss) (e) plus (f) minus (g)
<b>a</b> See Additional Data Table			
<b>b</b>			
<b>c</b>			
<b>d</b>			
<b>e</b>			

Complete only for assets showing gain in column (h) and owned by the foundation on 12/31/69			(l) Gains (Col. (h) gain minus col. (k), but not less than -0-) or Losses (from col.(h))
(i) F.M.V. as of 12/31/69	(j) Adjusted basis as of 12/31/69	(k) Excess of col. (i) over col. (j), if any	
<b>a</b> See Additional Data Table			
<b>b</b>			
<b>c</b>			
<b>d</b>			
<b>e</b>			

<b>2</b> Capital gain net income or (net capital loss) <span style="float:right;">{ If gain, also enter in Part I, line 7 If (loss), enter -0- in Part I, line 7 }</span>	<b>2</b>	-750,556
<b>3</b> Net short-term capital gain or (loss) as defined in sections 1222(5) and (6): If gain, also enter in Part I, line 8, column (c) (see instructions). If (loss), enter -0- in Part I, line 8 <span style="float:right;">}</span>	<b>3</b>	

**Part V Qualification Under Section 4940(e) for Reduced Tax on Net Investment Income**

(For optional use by domestic private foundations subject to the section 4940(a) tax on net investment income.)

If section 4940(d)(2) applies, leave this part blank.

Was the foundation liable for the section 4942 tax on the distributable amount of any year in the base period?



Yes



No

If "Yes," the foundation does not qualify under section 4940(e). Do not complete this part.

**1** Enter the appropriate amount in each column for each year; see instructions before making any entries.

(a) Base period years Calendar year (or tax year beginning in)	(b) Adjusted qualifying distributions	(c) Net value of noncharitable-use assets	(d) Distribution ratio (col. (b) divided by col. (c))
2018	2,203,936	39,243,955	0.05616
2017	2,496,530	38,875,301	0.064219
2016	3,191,967	36,959,749	0.086363
2015	1,736,415	35,423,785	0.049018
2014	2,482,363	38,725,016	0.064102

<b>2</b> Total of line 1, column (d)	<b>2</b>	0.319862
<b>3</b> Average distribution ratio for the 5-year base period—divide the total on line 2 by 5.0, or by the number of years the foundation has been in existence if less than 5 years	<b>3</b>	0.063972
<b>4</b> Enter the net value of noncharitable-use assets for 2019 from Part X, line 5	<b>4</b>	39,122,329
<b>5</b> Multiply line 4 by line 3	<b>5</b>	2,502,734
<b>6</b> Enter 1% of net investment income (1% of Part I, line 27b)	<b>6</b>	19,382
<b>7</b> Add lines 5 and 6	<b>7</b>	2,522,116
<b>8</b> Enter qualifying distributions from Part XII, line 4	<b>8</b>	1,739,160

If line 8 is equal to or greater than line 7, check the box in Part VI, line 1b, and complete that part using a 1% tax rate. See the Part VI instructions.

**Part VI Excise Tax Based on Investment Income (Section 4940(a), 4940(b), 4940(e), or 4948—see instructions)**

<b>1a</b>	Exempt operating foundations described in section 4940(d)(2), check here <input type="checkbox"/> and enter "N/A" on line 1. Date of ruling or determination letter: _____ (attach copy of letter if necessary—see instructions)		
<b>b</b>	Domestic foundations that meet the section 4940(e) requirements in Part V, check here <input type="checkbox"/> and enter 1% of Part I, line 27b	<b>1</b>	38,763
<b>c</b>	All other domestic foundations enter 2% of line 27b. Exempt foreign organizations enter 4% of Part I, line 12, col. (b)		
<b>2</b>	Tax under section 511 (domestic section 4947(a)(1) trusts and taxable foundations only. Others enter -0-)	<b>2</b>	0
<b>3</b>	Add lines 1 and 2.	<b>3</b>	38,763
<b>4</b>	Subtitle A (income) tax (domestic section 4947(a)(1) trusts and taxable foundations only. Others enter -0-)	<b>4</b>	0
<b>5</b>	<b>Tax based on investment income.</b> Subtract line 4 from line 3. If zero or less, enter -0-	<b>5</b>	38,763
<b>6</b>	Credits/Payments:		
<b>a</b>	2019 estimated tax payments and 2018 overpayment credited to 2019	<b>6a</b>	29,942
<b>b</b>	Exempt foreign organizations—tax withheld at source	<b>6b</b>	
<b>c</b>	Tax paid with application for extension of time to file (Form 8868)	<b>6c</b>	0
<b>d</b>	Backup withholding erroneously withheld	<b>6d</b>	
<b>7</b>	Total credits and payments. Add lines 6a through 6d.	<b>7</b>	29,942
<b>8</b>	Enter any <b>penalty</b> for underpayment of estimated tax. Check here <input checked="" type="checkbox"/> if Form 2220 is attached.	<b>8</b>	0
<b>9</b>	<b>Tax due.</b> If the total of lines 5 and 8 is more than line 7, enter <b>amount owed</b>	<b>9</b>	8,821
<b>10</b>	<b>Overpayment.</b> If line 7 is more than the total of lines 5 and 8, enter the <b>amount overpaid</b>	<b>10</b>	
<b>11</b>	Enter the amount of line 10 to be: <b>Credited to 2020 estimated tax</b> 0 <b>Refunded</b>	<b>11</b>	0

**Part VII-A Statements Regarding Activities**

	Yes	No
<b>1a</b> During the tax year, did the foundation attempt to influence any national, state, or local legislation or did it participate or intervene in any political campaign?		No
<b>b</b> Did it spend more than \$100 during the year (either directly or indirectly) for political purposes? (see Instructions for definition). <i>If the answer is "Yes" to 1a or 1b, attach a detailed description of the activities and copies of any materials published or distributed by the foundation in connection with the activities.</i>		No
<b>c</b> Did the foundation file <b>Form 1120-POL</b> for this year?		No
<b>d</b> Enter the amount (if any) of tax on political expenditures (section 4955) imposed during the year: <b>(1)</b> On the foundation. <b>\$</b> _____ <b>(2)</b> On foundation managers. <b>\$</b> _____		
<b>e</b> Enter the reimbursement (if any) paid by the foundation during the year for political expenditure tax imposed on foundation managers. <b>\$</b> _____		
<b>2</b> Has the foundation engaged in any activities that have not previously been reported to the IRS? <i>If "Yes," attach a detailed description of the activities.</i>		No
<b>3</b> Has the foundation made any changes, not previously reported to the IRS, in its governing instrument, articles of incorporation, or bylaws, or other similar instruments? <i>If "Yes," attach a conformed copy of the changes</i>		No
<b>4a</b> Did the foundation have unrelated business gross income of \$1,000 or more during the year?		No
<b>b</b> If "Yes," has it filed a tax return on <b>Form 990-T</b> for this year?		
<b>5</b> Was there a liquidation, termination, dissolution, or substantial contraction during the year? <i>If "Yes," attach the statement required by General Instruction T.</i>		No
<b>6</b> Are the requirements of section 508(e) (relating to sections 4941 through 4945) satisfied either: • By language in the governing instrument, or • By state legislation that effectively amends the governing instrument so that no mandatory directions that conflict with the state law remain in the governing instrument?	Yes	
<b>7</b> Did the foundation have at least \$5,000 in assets at any time during the year? <i>If "Yes," complete Part II, col. (c), and Part XV.</i>	Yes	
<b>8a</b> Enter the states to which the foundation reports or with which it is registered (see instructions) <b>TX</b>		
<b>b</b> If the answer is "Yes" to line 7, has the foundation furnished a copy of Form 990-PF to the Attorney General (or designate) of each state as required by General Instruction G? <i>If "No," attach explanation.</i>	Yes	
<b>9</b> Is the foundation claiming status as a private operating foundation within the meaning of section 4942(j)(3) or 4942(j)(5) for calendar year 2019 or the taxable year beginning in 2019? See the instructions for Part XIV. <i>If "Yes," complete Part XIV</i>		No
<b>10</b> Did any persons become substantial contributors during the tax year? <i>If "Yes," attach a schedule listing their names and addresses.</i>		No

**Part VII-A Statements Regarding Activities** (continued)

<b>11</b>	At any time during the year, did the foundation, directly or indirectly, own a controlled entity within the meaning of section 512(b)(13)? If "Yes," attach schedule. See instructions. . . . .	<b>11</b>		<b>No</b>
<b>12</b>	Did the foundation make a distribution to a donor advised fund over which the foundation or a disqualified person had advisory privileges? If "Yes," attach statement. See instructions . . . . .	<b>12</b>		<b>No</b>
<b>13</b>	Did the foundation comply with the public inspection requirements for its annual returns and exemption application? Website address ► _____	<b>13</b>	<b>Yes</b>	
<b>14</b>	The books are in care of ► <u>JP MORGAN CHASE BANK NA</u> Telephone no. ► <u>(800) 496-2583</u>			

Located at ► 10 S DEARBORN ST MC IL1-0111 CHICAGO IL ZIP+4 ► 60603

<b>15</b>	Section 4947(a)(1) nonexempt charitable trusts filing Form 990-PF in lieu of <b>Form 1041</b> —check here . . . . .	<input type="checkbox"/>		
	and enter the amount of tax-exempt interest received or accrued during the year . . . . .	► <b>15</b>		
<b>16</b>	At any time during calendar year 2019, did the foundation have an interest in or a signature or other authority over a bank, securities, or other financial account in a foreign country? . . . . .	<b>16</b>	<b>Yes</b>	<b>No</b>
	See the instructions for exceptions and filing requirements for FinCEN Form 114. If "Yes", enter the name of the foreign country ► _____			

**Part VII-B Statements Regarding Activities for Which Form 4720 May Be Required**

**File Form 4720 if any item is checked in the "Yes" column, unless an exception applies.**

<b>1a</b>	During the year did the foundation (either directly or indirectly):		<b>Yes</b>	<b>No</b>
	(1) Engage in the sale or exchange, or leasing of property with a disqualified person? <input type="checkbox"/> Yes <input checked="" type="checkbox"/> No			
	(2) Borrow money from, lend money to, or otherwise extend credit to (or accept it from) a disqualified person? . . . . . <input type="checkbox"/> Yes <input checked="" type="checkbox"/> No			
	(3) Furnish goods, services, or facilities to (or accept them from) a disqualified person? <input type="checkbox"/> Yes <input checked="" type="checkbox"/> No			
	(4) Pay compensation to, or pay or reimburse the expenses of, a disqualified person? <input checked="" type="checkbox"/> Yes <input type="checkbox"/> No			
	(5) Transfer any income or assets to a disqualified person (or make any of either available for the benefit or use of a disqualified person)? . . . . . <input type="checkbox"/> Yes <input checked="" type="checkbox"/> No			
	(6) Agree to pay money or property to a government official? ( <b>Exception.</b> Check "No" if the foundation agreed to make a grant to or to employ the official for a period after termination of government service, if terminating within 90 days.) . . . . . <input type="checkbox"/> Yes <input checked="" type="checkbox"/> No			
<b>b</b>	If any answer is "Yes" to 1a(1)–(6), did <b>any</b> of the acts fail to qualify under the exceptions described in Regulations section 53.4941(d)-3 or in a current notice regarding disaster assistance? See instructions . . . . .	<b>1b</b>		<b>No</b>
	Organizations relying on a current notice regarding disaster assistance check here. . . . . ► <input type="checkbox"/>			
<b>c</b>	Did the foundation engage in a prior year in any of the acts described in 1a, other than excepted acts, that were not corrected before the first day of the tax year beginning in 2019? . . . . .	<b>1c</b>		<b>No</b>
<b>2</b>	Taxes on failure to distribute income (section 4942) (does not apply for years the foundation was a private operating foundation defined in section 4942(j)(3) or 4942(j)(5)):			
<b>a</b>	At the end of tax year 2019, did the foundation have any undistributed income (lines 6d and 6e, Part XIII) for tax year(s) beginning before 2019? . . . . . <input type="checkbox"/> Yes <input checked="" type="checkbox"/> No			
	If "Yes," list the years ► 20____, 20____, 20____, 20____			
<b>b</b>	Are there any years listed in 2a for which the foundation is <b>not</b> applying the provisions of section 4942(a)(2) (relating to incorrect valuation of assets) to the year's undistributed income? (If applying section 4942(a)(2) to <b>all</b> years listed, answer "No" and attach statement—see instructions.) . . . . .	<b>2b</b>		
<b>c</b>	If the provisions of section 4942(a)(2) are being applied to <b>any</b> of the years listed in 2a, list the years here. ► 20____, 20____, 20____, 20____			
<b>3a</b>	Did the foundation hold more than a 2% direct or indirect interest in any business enterprise at any time during the year? . . . . . <input type="checkbox"/> Yes <input checked="" type="checkbox"/> No			
<b>b</b>	If "Yes," did it have excess business holdings in 2019 as a result of (1) any purchase by the foundation or disqualified persons after May 26, 1969; (2) the lapse of the 5-year period (or longer period approved by the Commissioner under section 4943(c)(7)) to dispose of holdings acquired by gift or bequest; or (3) the lapse of the 10-, 15-, or 20-year first phase holding period? (Use Schedule C, Form 4720, to determine if the foundation had excess business holdings in 2019.) . . . . .	<b>3b</b>		
<b>4a</b>	Did the foundation invest during the year any amount in a manner that would jeopardize its charitable purposes?	<b>4a</b>		<b>No</b>
<b>b</b>	Did the foundation make any investment in a prior year (but after December 31, 1969) that could jeopardize its charitable purpose that had not been removed from jeopardy before the first day of the tax year beginning in 2019?	<b>4b</b>		<b>No</b>

**Part VII-B Statements Regarding Activities for Which Form 4720 May Be Required** (continued)

<b>5a</b> During the year did the foundation pay or incur any amount to:		<b>Yes</b>	<b>No</b>
<b>(1)</b> Carry on propaganda, or otherwise attempt to influence legislation (section 4945(e))?	<input type="checkbox"/> Yes <input checked="" type="checkbox"/> No		
<b>(2)</b> Influence the outcome of any specific public election (see section 4955); or to carry on, directly or indirectly, any voter registration drive? . . . . .	<input type="checkbox"/> Yes <input checked="" type="checkbox"/> No		
<b>(3)</b> Provide a grant to an individual for travel, study, or other similar purposes?	<input type="checkbox"/> Yes <input checked="" type="checkbox"/> No		
<b>(4)</b> Provide a grant to an organization other than a charitable, etc., organization described in section 4945(d)(4)(A)? See instructions. . . . .	<input type="checkbox"/> Yes <input checked="" type="checkbox"/> No		
<b>(5)</b> Provide for any purpose other than religious, charitable, scientific, literary, or educational purposes, or for the prevention of cruelty to children or animals? . . . . .	<input type="checkbox"/> Yes <input checked="" type="checkbox"/> No		
<b>b</b> If any answer is "Yes" to 5a(1)–(5), did <b>any</b> of the transactions fail to qualify under the exceptions described in Regulations section 53.4945 or in a current notice regarding disaster assistance? See instructions . . . . .	<input type="checkbox"/>	<b>5b</b>	
<b>c</b> If the answer is "Yes" to question 5a(4), does the foundation claim exemption from the tax because it maintained expenditure responsibility for the grant? . . . . . <i>If "Yes," attach the statement required by Regulations section 53.4945–5(d).</i>	<input type="checkbox"/> Yes <input type="checkbox"/> No		
<b>6a</b> Did the foundation, during the year, receive any funds, directly or indirectly, to pay premiums on a personal benefit contract? . . . . .	<input type="checkbox"/> Yes <input checked="" type="checkbox"/> No	<b>6b</b>	<b>No</b>
<b>b</b> Did the foundation, during the year, pay premiums, directly or indirectly, on a personal benefit contract? . . . . . <i>If "Yes" to 6b, file Form 8870.</i>			
<b>7a</b> At any time during the tax year, was the foundation a party to a prohibited tax shelter transaction? <input type="checkbox"/> Yes <input checked="" type="checkbox"/> No		<b>7b</b>	
<b>b</b> If "Yes", did the foundation receive any proceeds or have any net income attributable to the transaction? . . . . .			
<b>8</b> Is the foundation subject to the section 4960 tax on payment(s) of more than \$1,000,000 in remuneration or excess parachute payment during the year? . . . . .	<input type="checkbox"/> Yes <input checked="" type="checkbox"/> No		

**Part VIII Information About Officers, Directors, Trustees, Foundation Managers, Highly Paid Employees, and Contractors**

<b>1 List all officers, directors, trustees, foundation managers and their compensation. See instructions</b>				
<b>(a)</b> Name and address	<b>(b)</b> Title, and average hours per week devoted to position	<b>(c)</b> Compensation (If not paid, enter -0-)	<b>(d)</b> Contributions to employee benefit plans and deferred compensation	<b>(e)</b> Expense account, other allowances
JP MORGAN CHASE BANK NA 10 S DEARBORN ST MC IL1-0111 CHICAGO, IL 60603	TRUSTEE 10	271,354		
<b>2 Compensation of five highest-paid employees (other than those included on line 1—see instructions). If none, enter "NONE."</b>				
<b>(a)</b> Name and address of each employee paid more than \$50,000	<b>(b)</b> Title, and average hours per week devoted to position	<b>(c)</b> Compensation	<b>(d)</b> Contributions to employee benefit plans and deferred compensation	<b>(e)</b> Expense account, other allowances
NONE				
<b>Total number of other employees paid over \$50,000.</b> . . . . .				<b>0</b>

**Part VIII Information About Officers, Directors, Trustees, Foundation Managers, Highly Paid Employees, and Contractors** *(continued)*

<b>3 Five highest-paid independent contractors for professional services (see instructions). If none, enter "NONE".</b>		
<b>(a)</b> Name and address of each person paid more than \$50,000	<b>(b)</b> Type of service	<b>(c)</b> Compensation
NONE		
<b>Total</b> number of others receiving over \$50,000 for professional services. . . . . ▶		0

**Part IX-A Summary of Direct Charitable Activities**

List the foundation's four largest direct charitable activities during the tax year. Include relevant statistical information such as the number of organizations and other beneficiaries served, conferences convened, research papers produced, etc.	Expenses
<b>1</b>	
<b>2</b>	
<b>3</b>	
<b>4</b>	

**Part IX-B Summary of Program-Related Investments** (see instructions)

Describe the two largest program-related investments made by the foundation during the tax year on lines 1 and 2.	Amount
<b>1</b> LOAN FUNDING	450,000
<b>2</b>	
All other program-related investments. See instructions.	
<b>3</b>	
<b>Total.</b> Add lines 1 through 3 . . . . . ▶	450,000

**Part X Minimum Investment Return** (All domestic foundations must complete this part. Foreign foundations, see instructions.)

<b>1</b>	Fair market value of assets not used (or held for use) directly in carrying out charitable, etc., purposes:		
<b>a</b>	Average monthly fair market value of securities. . . . .	<b>1a</b>	33,752,545
<b>b</b>	Average of monthly cash balances. . . . .	<b>1b</b>	1,933,644
<b>c</b>	Fair market value of all other assets (see instructions). . . . .	<b>1c</b>	4,031,912
<b>d</b>	<b>Total</b> (add lines 1a, b, and c). . . . .	<b>1d</b>	39,718,101
<b>e</b>	Reduction claimed for blockage or other factors reported on lines 1a and 1c (attach detailed explanation). . . . .	<b>1e</b>	0
<b>2</b>	Acquisition indebtedness applicable to line 1 assets. . . . .	<b>2</b>	0
<b>3</b>	Subtract line 2 from line 1d. . . . .	<b>3</b>	39,718,101
<b>4</b>	Cash deemed held for charitable activities. Enter 1 1/2% of line 3 (for greater amount, see instructions). . . . .	<b>4</b>	595,772
<b>5</b>	<b>Net value of noncharitable-use assets.</b> Subtract line 4 from line 3. Enter here and on Part V, line 4	<b>5</b>	39,122,329
<b>6</b>	<b>Minimum investment return.</b> Enter 5% of line 5. . . . .	<b>6</b>	1,956,116

**Part XI Distributable Amount** (see instructions) (Section 4942(j)(3) and (j)(5) private operating foundations and certain foreign organizations check here ☐ and do not complete this part.)

<b>1</b>	Minimum investment return from Part X, line 6. . . . .	<b>1</b>	1,956,116
<b>2a</b>	Tax on investment income for 2019 from Part VI, line 5. . . . .	<b>2a</b>	38,763
<b>b</b>	Income tax for 2019. (This does not include the tax from Part VI.). . . . .	<b>2b</b>	
<b>c</b>	Add lines 2a and 2b. . . . .	<b>2c</b>	38,763
<b>3</b>	Distributable amount before adjustments. Subtract line 2c from line 1. . . . .	<b>3</b>	1,917,353
<b>4</b>	Recoveries of amounts treated as qualifying distributions. . . . .	<b>4</b>	355,621
<b>5</b>	Add lines 3 and 4. . . . .	<b>5</b>	2,272,974
<b>6</b>	Deduction from distributable amount (see instructions). . . . .	<b>6</b>	0
<b>7</b>	<b>Distributable amount</b> as adjusted. Subtract line 6 from line 5. Enter here and on Part XIII, line 1. . . . .	<b>7</b>	2,272,974

**Part XII Qualifying Distributions** (see instructions)

<b>1</b>	Amounts paid (including administrative expenses) to accomplish charitable, etc., purposes:		
<b>a</b>	Expenses, contributions, gifts, etc.—total from Part I, column (d), line 26. . . . .	<b>1a</b>	1,289,160
<b>b</b>	Program-related investments—total from Part IX-B. . . . .	<b>1b</b>	450,000
<b>2</b>	Amounts paid to acquire assets used (or held for use) directly in carrying out charitable, etc., purposes. . . . .	<b>2</b>	0
<b>3</b>	Amounts set aside for specific charitable projects that satisfy the:		
<b>a</b>	Suitability test (prior IRS approval required). . . . .	<b>3a</b>	0
<b>b</b>	Cash distribution test (attach the required schedule). . . . .	<b>3b</b>	0
<b>4</b>	<b>Qualifying distributions.</b> Add lines 1a through 3b. Enter here and on Part V, line 8, and Part XIII, line 4	<b>4</b>	1,739,160
<b>5</b>	Foundations that qualify under section 4940(e) for the reduced rate of tax on net investment income. Enter 1% of Part I, line 27b. See instructions. . . . .	<b>5</b>	0
<b>6</b>	<b>Adjusted qualifying distributions.</b> Subtract line 5 from line 4. . . . .	<b>6</b>	1,739,160

**Note:** The amount on line 6 will be used in Part V, column (b), in subsequent years when calculating whether the foundation qualifies for the section 4940(e) reduction of tax in those years.



**Part XIII Undistributed Income** (see instructions)

	(a) Corpus	(b) Years prior to 2018	(c) 2018	(d) 2019
<b>1</b> Distributable amount for 2019 from Part XI, line 7				2,272,974
<b>2</b> Undistributed income, if any, as of the end of 2019:				
<b>a</b> Enter amount for 2018 only. . . . .			0	
<b>b</b> Total for prior years: 20____, 20____, 20____		0		
<b>3</b> Excess distributions carryover, if any, to 2019:				
<b>a</b> From 2014. . . . .	0			
<b>b</b> From 2015. . . . .	0			
<b>c</b> From 2016. . . . .	341,054			
<b>d</b> From 2017. . . . .	243,174			
<b>e</b> From 2018. . . . .	0			
<b>f</b> <b>Total</b> of lines 3a through e. . . . .	584,228			
<b>4</b> Qualifying distributions for 2019 from Part XII, line 4: ► \$ 1,739,160				
<b>a</b> Applied to 2018, but not more than line 2a			0	
<b>b</b> Applied to undistributed income of prior years (Election required—see instructions). . . . .		0		
<b>c</b> Treated as distributions out of corpus (Election required—see instructions). . . . .	0			
<b>d</b> Applied to 2019 distributable amount. . . . .				1,739,160
<b>e</b> Remaining amount distributed out of corpus	0			
<b>5</b> Excess distributions carryover applied to 2019. (If an amount appears in column (d), the same amount must be shown in column (a).)	533,814			533,814
<b>6</b> <b>Enter the net total of each column as indicated below:</b>				
<b>a</b> Corpus. Add lines 3f, 4c, and 4e. Subtract line 5	50,414			
<b>b</b> Prior years' undistributed income. Subtract line 4b from line 2b. . . . .		0		
<b>c</b> Enter the amount of prior years' undistributed income for which a notice of deficiency has been issued, or on which the section 4942(a) tax has been previously assessed. . . . .		0		
<b>d</b> Subtract line 6c from line 6b. Taxable amount—see instructions. . . . .		0		
<b>e</b> Undistributed income for 2018. Subtract line 4a from line 2a. Taxable amount—see instructions. . . . .			0	
<b>f</b> Undistributed income for 2019. Subtract lines 4d and 5 from line 1. This amount must be distributed in 2020. . . . .				0
<b>7</b> Amounts treated as distributions out of corpus to satisfy requirements imposed by section 170(b)(1)(F) or 4942(g)(3) (Election may be required - see instructions). . . . .	0			
<b>8</b> Excess distributions carryover from 2014 not applied on line 5 or line 7 (see instructions). . . .	0			
<b>9</b> <b>Excess distributions carryover to 2020.</b> Subtract lines 7 and 8 from line 6a. . . . .	50,414			
<b>10</b> Analysis of line 9:				
<b>a</b> Excess from 2015. . . . .	0			
<b>b</b> Excess from 2016. . . . .	0			
<b>c</b> Excess from 2017. . . . .	50,414			
<b>d</b> Excess from 2018. . . . .	0			
<b>e</b> Excess from 2019. . . . .	0			

**Part XIV Private Operating Foundations** (see instructions and Part VII-A, question 9)

**1a** If the foundation has received a ruling or determination letter that it is a private operating foundation, and the ruling is effective for 2019, enter the date of the ruling. . . . . ▶

**b** Check box to indicate whether the organization is a private operating foundation described in section ☐ 4942(j)(3) or ☐ 4942(j)(5)

**2a** Enter the lesser of the adjusted net income from Part I or the minimum investment return from Part X for each year listed . . . . .

	Tax year	Prior 3 years			(e) Total
	(a) 2019	(b) 2018	(c) 2017	(d) 2016	
<b>b</b> 85% of line 2a . . . . .					
<b>c</b> Qualifying distributions from Part XII, line 4 for each year listed . . . . .					
<b>d</b> Amounts included in line 2c not used directly for active conduct of exempt activities . . . . .					
<b>e</b> Qualifying distributions made directly for active conduct of exempt activities. Subtract line 2d from line 2c . . . . .					
<b>3</b> Complete 3a, b, or c for the alternative test relied upon:					
<b>a</b> "Assets" alternative test—enter:					
<b>(1)</b> Value of all assets . . . . .					
<b>(2)</b> Value of assets qualifying under section 4942(j)(3)(B)(i)					
<b>b</b> "Endowment" alternative test— enter 2/3 of minimum investment return shown in Part X, line 6 for each year listed. . . . .					
<b>c</b> "Support" alternative test—enter:					
<b>(1)</b> Total support other than gross investment income (interest, dividends, rents, payments on securities loans (section 512(a)(5)), or royalties) . . . . .					
<b>(2)</b> Support from general public and 5 or more exempt organizations as provided in section 4942(j)(3)(B)(iii). . . . .					
<b>(3)</b> Largest amount of support from an exempt organization					
<b>(4)</b> Gross investment income					

**Part XV Supplementary Information (Complete this part only if the foundation had \$5,000 or more in assets at any time during the year—see instructions.)**

**1 Information Regarding Foundation Managers:**

**a** List any managers of the foundation who have contributed more than 2% of the total contributions received by the foundation before the close of any tax year (but only if they have contributed more than \$5,000). (See section 507(d)(2).)

**b** List any managers of the foundation who own 10% or more of the stock of a corporation (or an equally large portion of the ownership of a partnership or other entity) of which the foundation has a 10% or greater interest.

**2 Information Regarding Contribution, Grant, Gift, Loan, Scholarship, etc., Programs:**

Check here ☒ if the foundation only makes contributions to preselected charitable organizations and does not accept unsolicited requests for funds. If the foundation makes gifts, grants, etc. to individuals or organizations under other conditions, complete items 2a, b, c, and d. See instructions

**a** The name, address, and telephone number or email address of the person to whom applications should be addressed:

**b** The form in which applications should be submitted and information and materials they should include:

**c** Any submission deadlines:

**d** Any restrictions or limitations on awards, such as by geographical areas, charitable fields, kinds of institutions, or other factors:

**Part XV** **Supplementary Information** (continued)**3 Grants and Contributions Paid During the Year or Approved for Future Payment**

Recipient	If recipient is an individual, show any relationship to any foundation manager or substantial contributor	Foundation status of recipient	Purpose of grant or contribution	Amount
Name and address (home or business)				
<b>a</b> <i>Paid during the year</i> See Additional Data Table				
<b>Total</b> . . . . .			<b>▶ 3a</b>	1,153,100
<b>b</b> <i>Approved for future payment</i>				
<b>Total</b> . . . . .			<b>▶ 3b</b>	

Enter gross amounts unless otherwise indicated.

## Part XVI-B Relationship of Activities to the Accomplishment of Exempt Purposes

<b>Line No.</b> ▼	Explain below how each activity for which income is reported in column (e) of Part XVI-A contributed importantly to the accomplishment of the foundation's exempt purposes (other than by providing funds for such purposes). (See instructions.)
----------------------	---

Form **990-PF** (2019)

## Part XVII

	Yes	No
--	-----	----

--	--	--

<b>1a(1)</b>	<b>No</b>
--------------	-----------

1a(2)	No
-------	----

--	--	--

<b>1b(1)</b>	<b>No</b>
--------------	-----------

<b>1b(2)</b>		<b>No</b>
--------------	--	-----------

<b>1b(3)</b>		<b>No</b>
--------------	--	-----------

<b>1b(4)</b>		<b>No</b>
--------------	--	-----------

<b>1b(5)</b>		<b>No</b>
--------------	--	-----------

<b>1b(6)</b>		<b>No</b>
--------------	--	-----------

1c		No
----	--	----

value  
ue


[illegible]

**2a** Is the foundation directly or indirectly affiliated with, or related to, one or more tax-exempt organizations

described in section 501(c) (other than section 501(c)(3)) or in section 527? . . . . . ☐ Yes ☒ No

**b** If "Yes," complete the following schedule.

(a) Name of organization	(b) Type of organization	(c) Description of relationship

<b>Sign Here</b> 	*****	2021-01-05	*****	<div style="border: 1px solid black; padding: 5px;">             May the IRS discuss this return with the preparer shown below              (see instr.) <input checked="" type="checkbox"/> <b>Yes</b> <input type="checkbox"/> <b>No</b> </div>
	_____ Signature of officer or trustee	_____ Date	_____ Title	

<b>Paid Preparer Use Only</b>	JACOB ZEHNDR		2021-01-05		
	Firm's name ► ERNST & YOUNG US LLP				Firm's EIN ► 34-6565596
	Firm's address ► 155 N WACKER DRIVE CHICAGO, IL 60606				Phone no. (312) 879-2000

May the IRS discuss this return with the preparer shown below

(see instr.) ☒ **Yes** ☐ **No**

Form 990PF Part IV - Capital Gains and Losses for Tax on Investment Income - Columns a - d

List and describe the kind(s) of property sold (e.g., real estate, (a) 2-story brick warehouse; or common stock, 200 shs. MLC Co.)	(b) How acquired P—Purchase D—Donation	(c) Date acquired (mo., day, yr.)	(d) Date sold (mo., day, yr.)
5000. CME GROUP INC 3% SEP 15 2022		2012-09-05	2019-10-11
1923.077 CENOVUS ENERGY INC 5.7% OCT 15 2019		2015-02-05	2019-10-15
. FED HOME LN MTG CORP PARTN CTFS		2002-05-20	2019-10-15
. FHLMC GOLD G06943 4% 03/01/42		2018-11-20	2019-10-15
. FHLMC GOLD G18082 11/01/20		2013-04-17	2019-10-15
. FED HOME LN MTG CORP PARTN CTFS		2006-07-14	2019-10-15
. FED HOME LN MTG CORP PARTN CTFS		2000-04-06	2019-10-15
. FHLMC GOLD B16774 5.5% 10/01/19		2013-12-12	2019-10-15
. FHLMC GOLD Q21177 3.5% 08/01/43		2019-01-24	2019-10-15
. FEDERAL HOME LN MTG CORP MULTICLASS		2007-11-15	2019-10-15

Form 990PF Part IV - Capital Gains and Losses for Tax on Investment Income - Columns e - h

(e) Gross sales price	(f) Depreciation allowed (or allowable)	(g) Cost or other basis plus expense of sale	(h) Gain or (loss) (e) plus (f) minus (g)
5,146		4,985	161
1,923		2,105	-182
2		3	-1
56		56	
154		165	-11
30		30	
27		27	
21		23	-2
165		165	
72		74	-2

Form 990PF Part IV - Capital Gains and Losses for Tax on Investment Income - Columns i - l

Complete only for assets showing gain in column (h) and owned by the foundation on 12/31/69			(l) Gains (Col. (h) gain minus col. (k), but not less than -0-) or Losses (from col.(h))
(i) F.M.V. as of 12/31/69	(j) Adjusted basis as of 12/31/69	(k) Excess of col. (i) over col. (j), if any	
			161
			-182
			-1
			-11
			-2
			-2

Form 990PF Part IV - Capital Gains and Losses for Tax on Investment Income - Columns a - d

List and describe the kind(s) of property sold (e.g., real estate, (a) 2-story brick warehouse; or common stock, 200 shs. MLC Co.)	(b) How acquired P—Purchase D—Donation	(c) Date acquired (mo., day, yr.)	(d) Date sold (mo., day, yr.)
. FREDDIE MAC			2019-10-15
. FEDL HOME LN MTG CP		2007-02-12	2019-10-15
. FEDERAL HOME LN MTG CORP MULTICLASS		2007-11-16	2019-10-15
. FEDERAL HOME LN MTG CORP MULTICLASS		2007-08-03	2019-10-15
. FHLMC 1694 CL Z 6.5% 03/15/2024 DTD 03/01/1994		2015-01-22	2019-10-15
. FEDERAL HOME LN MTG CORP MULTICLASS		2003-05-22	2019-10-15
. FEDERAL HOME LN MTG CORP MULTICLASS			2019-10-15
. FHLMC 2673 CL QL 5.5% 09/15/2023 DTD 09/01/2003		2014-01-21	2019-10-15
. FHLMC 2693 CL MD 5.5% 10/15/2033 DTD 10/01/2003		2012-08-13	2019-10-15
. FHLMC REMIC		2009-05-20	2019-10-15

Form 990PF Part IV - Capital Gains and Losses for Tax on Investment Income - Columns e - h

(e) Gross sales price	(f) Depreciation allowed (or allowable)	(g) Cost or other basis plus expense of sale	(h) Gain or (loss) (e) plus (f) minus (g)
67		69	-2
76		78	-2
75		78	-3
69		70	-1
232		257	-25
90		102	-12
220		235	-15
125		136	-11
124		141	-17
54		57	-3

Form 990PF Part IV - Capital Gains and Losses for Tax on Investment Income - Columns i - l

Complete only for assets showing gain in column (h) and owned by the foundation on 12/31/69			(l) Gains (Col. (h) gain minus col. (k), but not less than -0-) or Losses (from col.(h))
(i) F.M.V. as of 12/31/69	(j) Adjusted basis as of 12/31/69	(k) Excess of col. (i) over col. (j), if any	
			-2
			-2
			-3
			-1
			-25
			-12
			-15
			-11
			-17
			-3

Form 990PF Part IV - Capital Gains and Losses for Tax on Investment Income - Columns a - d

List and describe the kind(s) of property sold (e.g., real estate, (a) 2-story brick warehouse; or common stock, 200 shs. MLC Co.)	(b) How acquired P—Purchase D—Donation	(c) Date acquired (mo., day, yr.)	(d) Date sold (mo., day, yr.)
. FHLMC 3098 CL KG 5.5% 01/15/2036 DTD 01/01/2006		2011-12-07	2019-10-15
. FHLMC 3540 CL TB 5.0% 03/15/2039 DTD 06/01/2009		2010-09-16	2019-10-15
. FHLMC 3662 CL PJ 5.0% 04/15/2040 DTD 04/01/2010		2011-12-20	2019-10-15
. GNMA 733778 5% 07/15/40		2013-01-23	2019-10-15
. GNMA GTD MTG PASS THRU CTF		1999-12-13	2019-10-15
. TOYOTA AUTO RECEIVABLES OWNER TR 2016-D CL A3 1.23% 10/15/2020 DTD		2018-01-19	2019-10-15
5000. EXPRESS SCRIPTS HLDG 3.5% 06/15/2024 DTD 06/05/2014		2016-03-23	2019-10-17
. GNMA 2003-11 CL QC 5.5% 02/20/2033 DTD 02/01/2003		2019-06-28	2019-10-21
. GNMA 2003-11 CL QC 5.5% 02/20/2033 DTD 02/01/2003		2012-11-20	2019-10-21
. GNMA 2		2019-06-27	2019-10-21

Form 990PF Part IV - Capital Gains and Losses for Tax on Investment Income - Columns e - h

(e) Gross sales price	(f) Depreciation allowed (or allowable)	(g) Cost or other basis plus expense of sale	(h) Gain or (loss) (e) plus (f) minus (g)
424		458	-34
5		6	-1
141		159	-18
120		131	-11
90		89	1
932		920	12
5,191		4,963	228
258		115	143
		171	-171
414		206	208

Form 990PF Part IV - Capital Gains and Losses for Tax on Investment Income - Columns i - l

Complete only for assets showing gain in column (h) and owned by the foundation on 12/31/69			(l) Gains (Col. (h) gain minus col. (k), but not less than -0-) or Losses (from col.(h))
(i) F.M.V. as of 12/31/69	(j) Adjusted basis as of 12/31/69	(k) Excess of col. (i) over col. (j), if any	
			-34
			-1
			-18
			-11
			1
			12
			228
			143
			-171
			208



Form 990PF Part IV - Capital Gains and Losses for Tax on Investment Income - Columns a - d			
List and describe the kind(s) of property sold (e.g., real estate, (a) 2-story brick warehouse; or common stock, 200 shs. MLC Co.)	(b) How acquired P—Purchase D—Donation	(c) Date acquired (mo., day, yr.)	(d) Date sold (mo., day, yr.)
. GNMA 2		2014-05-22	2019-10-21
. GNMA 2004-18 CL WD 5.5% 02/20/2034 DTD 03/01/2004		2017-04-28	2019-10-21
. GNMA 2005-13 CL BE 5.0% 09/20/2034 DTD 02/01/2005		2015-08-21	2019-10-21
. GNMA 2005-13 CL BE 5.0% 09/20/2034 DTD 02/01/2005		2019-08-22	2019-10-21
. GNMA 2007-24 CL KD 5.5% 11/20/2036 DTD 05/01/2007		2019-06-26	2019-10-21
. GNMA 2007-24 CL KD 5.5% 11/20/2036 DTD 05/01/2007		2011-12-19	2019-10-21
. GNMA 2007-44 CL PH 6.0% 07/20/2037 DTD 07/01/2007		2019-07-03	2019-10-21
. GNMA 2007-44 CL PH 6.0% 07/20/2037 DTD 07/01/2007		2014-01-07	2019-10-21
236537. FHLMC GOLD B16774 5.5% 10/01/19		1960-11-11	2019-10-24
. BMW VEH OWNER TR 2016-A 2016-A CL A4 1.37% 12/27/2022 DTD 07/20/2016		2017-03-14	2019-10-25

Form 990PF Part IV - Capital Gains and Losses for Tax on Investment Income - Columns e - h

(e) Gross sales price	(f) Depreciation allowed (or allowable)	(g) Cost or other basis plus expense of sale	(h) Gain or (loss) (e) plus (f) minus (g)
		251	-251
221		244	-23
		449	-449
467		51	416
1,766		1,336	430
		516	-516
148		17	131
		147	-147
1,144		1,111	33

Form 990PF Part IV - Capital Gains and Losses for Tax on Investment Income - Columns i - l

Complete only for assets showing gain in column (h) and owned by the foundation on 12/31/69			(l) Gains (Col. (h) gain minus col. (k), but not less than -0-) or Losses (from col.(h))
(i) F.M.V. as of 12/31/69	(j) Adjusted basis as of 12/31/69	(k) Excess of col. (i) over col. (j), if any	
			-251
			-23
			-449
			416
			430
			-516
			131
			-147
			33

Form 990PF Part IV - Capital Gains and Losses for Tax on Investment Income - Columns a - d

List and describe the kind(s) of property sold (e.g., real estate, (a) 2-story brick warehouse; or common stock, 200 shs. MLC Co.)	(b) How acquired P—Purchase D—Donation	(c) Date acquired (mo., day, yr.)	(d) Date sold (mo., day, yr.)
. FEDERAL NATL MTG ASSN GTD REMIC PASS		2003-05-19	2019-10-25
. FEDERAL NATL MTG ASSN GTD REMIC PASS		2007-11-30	2019-10-25
. FANNIE MAE		2003-08-15	2019-10-25
. FANNIE MAE		2019-09-24	2019-10-25
. FEDERAL NATIONAL MORTGAGE ASSN		2003-08-15	2019-10-25
. FNMA 254525 6.5% 10/01/22		2013-08-07	2019-10-25
. FEDERAL NATL MTG ASSN GTD MTG PASS		1998-08-10	2019-10-25
. FANNIE MAE		2003-10-09	2019-10-25
. FNMA AL5441 4.5% 09/01/41		2018-11-27	2019-10-25
. FNMA AL6576 VAR RATE 06/01/22		2015-05-21	2019-10-25

Form 990PF Part IV - Capital Gains and Losses for Tax on Investment Income - Columns e - h

(e) Gross sales price	(f) Depreciation allowed (or allowable)	(g) Cost or other basis plus expense of sale	(h) Gain or (loss) (e) plus (f) minus (g)
100		110	-10
69		72	-3
		16	-16
20		4	16
11		11	
154		173	-19
1		1	
28		28	
714		740	-26
2,230		2,299	-69

Form 990PF Part IV - Capital Gains and Losses for Tax on Investment Income - Columns i - l

Complete only for assets showing gain in column (h) and owned by the foundation on 12/31/69			(l) Gains (Col. (h) gain minus col. (k), but not less than -0-) or Losses (from col.(h))
(i) F.M.V. as of 12/31/69	(j) Adjusted basis as of 12/31/69	(k) Excess of col. (i) over col. (j), if any	
			-10
			-3
			-16
			16
			-19
			-26
			-69

Form 990PF Part IV - Capital Gains and Losses for Tax on Investment Income - Columns a - d

List and describe the kind(s) of property sold (e.g., real estate, (a) 2-story brick warehouse; or common stock, 200 shs. MLC Co.)	(b) How acquired P—Purchase D—Donation	(c) Date acquired (mo., day, yr.)	(d) Date sold (mo., day, yr.)
. FNMA AN2979 2.62% 11/01/26		2017-05-12	2019-10-25
. FANNIE MAE		2009-10-27	2019-10-25
. FNMA 2003-30 CL JQ 5.5% 04/25/2033 DTD 03/01/2003		2012-05-31	2019-10-25
. FNMA 2007-72 CL DB 5.75% 07/25/2037 DTD 06/01/2007		2010-11-15	2019-10-25
. FEDERAL NATL MTG ASSN GTD MTG PASS		2008-03-20	2019-10-25
. FEDERAL NATL MTG ASSN GTD MTG PASS		2007-11-30	2019-10-25
. FANNIE MAE		2004-04-27	2019-10-25
. FEDERAL NATL MTG ASSN GTD MTG PASS		2005-06-14	2019-10-25
. FANNIE MAE		2005-02-14	2019-10-25
. FEDERAL NATL MTG ASSN GTD MTG PASS		2006-08-17	2019-10-25

Form 990PF Part IV - Capital Gains and Losses for Tax on Investment Income - Columns e - h

(e) Gross sales price	(f) Depreciation allowed (or allowable)	(g) Cost or other basis plus expense of sale	(h) Gain or (loss) (e) plus (f) minus (g)
68		68	
45		47	-2
96		109	-13
32		35	-3
27		27	
35		36	-1
28		27	1
7		7	
21		21	
10		10	

Form 990PF Part IV - Capital Gains and Losses for Tax on Investment Income - Columns i - l

Complete only for assets showing gain in column (h) and owned by the foundation on 12/31/69			(l) Gains (Col. (h) gain minus col. (k), but not less than -0-) or Losses (from col.(h))
(i) F.M.V. as of 12/31/69	(j) Adjusted basis as of 12/31/69	(k) Excess of col. (i) over col. (j), if any	
			-2
			-13
			-3
			-1
			1

Form 990PF Part IV - Capital Gains and Losses for Tax on Investment Income - Columns a - d

List and describe the kind(s) of property sold (e.g., real estate, (a) 2-story brick warehouse; or common stock, 200 shs. MLC Co.)	(b) How acquired P—Purchase D—Donation	(c) Date acquired (mo., day, yr.)	(d) Date sold (mo., day, yr.)
. FNMA 888104 5% 05/01/21		2013-05-22	2019-10-25
. FNMA 890358 6.5% 12/01/23		2012-07-25	2019-10-25
. GNMA 2004-80 CL PE 5.0% 07/20/2034 DTD 10/01/2004		2017-04-28	2019-10-25
10000. PNC FINL SERVICES 3.9% 04/29/2024 DTD 04/28/2014		2015-02-27	2019-10-29
5000. BB & T CORPORATION SUB NOTES 5 1/4% NOV 1 2019		2015-04-28	2019-11-01
1. WORLDCOM INC SR NOTES 7 3/4% APR 1 2027			2019-11-05
. CASH RECEIPT SECURITIES LITIGATION			2019-11-05
5000. QUALCOMM INC SR NTS 3.25% 05/20/2027 DTD		2017-05-23	2019-11-07
2000. US BANCORP MTN 2.95% JUL 15 2022		2016-03-31	2019-11-07
3000. US BANCORP MTN 2.95% JUL 15 2022		2016-03-31	2019-11-07

Form 990PF Part IV - Capital Gains and Losses for Tax on Investment Income - Columns e - h

(e) Gross sales price	(f) Depreciation allowed (or allowable)	(g) Cost or other basis plus expense of sale	(h) Gain or (loss) (e) plus (f) minus (g)
49		52	-3
57		63	-6
489		541	-52
10,678		10,430	248
5,000		5,638	-638
12			12
181			181
5,204		4,976	228
2,051		2,056	-5
3,076		3,083	-7

Form 990PF Part IV - Capital Gains and Losses for Tax on Investment Income - Columns i - l

Complete only for assets showing gain in column (h) and owned by the foundation on 12/31/69			(l) Gains (Col. (h) gain minus col. (k), but not less than -0-) or Losses (from col.(h))
(i) F.M.V. as of 12/31/69	(j) Adjusted basis as of 12/31/69	(k) Excess of col. (i) over col. (j), if any	
			-3
			-6
			-52
			248
			-638
			12
			181
			228
			-5
			-7

Form 990PF Part IV - Capital Gains and Losses for Tax on Investment Income - Columns a - d

List and describe the kind(s) of property sold (e.g., real estate, (a) 2-story brick warehouse; or common stock, 200 shs. MLC Co.)	(b) How acquired P—Purchase D—Donation	(c) Date acquired (mo., day, yr.)	(d) Date sold (mo., day, yr.)
. FED HOME LN MTG CORP PARTN CTFS		2002-05-20	2019-11-15
. FHLMC GOLD G06943 4% 03/01/42		2018-11-20	2019-11-15
. FHLMC GOLD G18082 11/01/20		2013-04-17	2019-11-15
. FED HOME LN MTG CORP PARTN CTFS		2006-07-14	2019-11-15
. FED HOME LN MTG CORP PARTN CTFS		2000-04-06	2019-11-15
. FHLMC GOLD Q21177 3.5% 08/01/43		2019-01-24	2019-11-15
. FEDERAL HOME LN MTG CORP MULTICLASS		2007-11-15	2019-11-15
. FREDDIE MAC			2019-11-15
. FEDL HOME LN MTG CP		2007-02-12	2019-11-15
. FEDERAL HOME LN MTG CORP MULTICLASS		2007-11-16	2019-11-15

Form 990PF Part IV - Capital Gains and Losses for Tax on Investment Income - Columns e - h

(e) Gross sales price	(f) Depreciation allowed (or allowable)	(g) Cost or other basis plus expense of sale	(h) Gain or (loss) (e) plus (f) minus (g)
3		3	
283		287	-4
146		157	-11
30		30	
27		27	
414		414	
69		72	-3
73		74	-1
133		136	-3
72		76	-4

Form 990PF Part IV - Capital Gains and Losses for Tax on Investment Income - Columns i - l

Complete only for assets showing gain in column (h) and owned by the foundation on 12/31/69			(l) Gains (Col. (h) gain minus col. (k), but not less than -0-) or Losses (from col.(h))
(i) F.M.V. as of 12/31/69	(j) Adjusted basis as of 12/31/69	(k) Excess of col. (i) over col. (j), if any	
			-4
			-11
			-3
			-1
			-3
			-4

Form 990PF Part IV - Capital Gains and Losses for Tax on Investment Income - Columns a - d

List and describe the kind(s) of property sold (e.g., real estate, (a) 2-story brick warehouse; or common stock, 200 shs. MLC Co.)	(b) How acquired P—Purchase D—Donation	(c) Date acquired (mo., day, yr.)	(d) Date sold (mo., day, yr.)
. FEDERAL HOME LN MTG CORP MULTICLASS		2007-08-03	2019-11-15
. FHLMC 1694 CL Z 6.5% 03/15/2024 DTD 03/01/1994		2015-01-22	2019-11-15
. FEDERAL HOME LN MTG CORP MULTICLASS		2003-05-22	2019-11-15
. FEDERAL HOME LN MTG CORP MULTICLASS			2019-11-15
. FHLMC 2673 CL QL 5.5% 09/15/2023 DTD 09/01/2003		2014-01-21	2019-11-15
. FHLMC 2693 CL MD 5.5% 10/15/2033 DTD 10/01/2003		2012-08-13	2019-11-15
. FHLMC REMIC		2009-05-20	2019-11-15
. FHLMC 3098 CL KG 5.5% 01/15/2036 DTD 01/01/2006		2011-12-07	2019-11-15
. FHLMC 3540 CL TB 5.0% 03/15/2039 DTD 06/01/2009		2010-09-16	2019-11-15
. FHLMC 3662 CL PJ 5.0% 04/15/2040 DTD 04/01/2010		2011-12-20	2019-11-15

Form 990PF Part IV - Capital Gains and Losses for Tax on Investment Income - Columns e - h

(e) Gross sales price	(f) Depreciation allowed (or allowable)	(g) Cost or other basis plus expense of sale	(h) Gain or (loss) (e) plus (f) minus (g)
124		126	-2
399		441	-42
46		52	-6
243		260	-17
134		145	-11
109		124	-15
43		45	-2
204		220	-16
5		6	-1
211		238	-27

Form 990PF Part IV - Capital Gains and Losses for Tax on Investment Income - Columns i - l

Complete only for assets showing gain in column (h) and owned by the foundation on 12/31/69			(l) Gains (Col. (h) gain minus col. (k), but not less than -0-) or Losses (from col.(h))
(i) F.M.V. as of 12/31/69	(j) Adjusted basis as of 12/31/69	(k) Excess of col. (i) over col. (j), if any	
			-2
			-42
			-6
			-17
			-11
			-15
			-2
			-16
			-1
			-27

**Form 990PF Part IV - Capital Gains and Losses for Tax on Investment Income - Columns a - d**

List and describe the kind(s) of property sold (e.g., real estate, (a) 2-story brick warehouse; or common stock, 200 shs. MLC Co.)	(b) How acquired P—Purchase D—Donation	(c) Date acquired (mo., day, yr.)	(d) Date sold (mo., day, yr.)
. GNMA 733778 5% 07/15/40		2013-01-23	2019-11-15
. GNMA GTD MTG PASS THRU CTF		1999-12-13	2019-11-15
. TOYOTA AUTO RECEIVABLES OWNER TR 2016-D CL A3 1.23% 10/15/2020 DTD		2018-01-19	2019-11-15
95000. U S A NOTES			2019-11-15
8588.396 JPM MANAGED INCOME - INSTL FUND 2119			2019-11-19
29742.883 VANGUARD TOT BD MKT IDX-ADM			2019-11-19
5000. WESTPAC BANKING CORP		2009-11-16	2019-11-19
4000. ENERGY TRANSFER OPERATNG 4.25% 03/15/2023 DTD 03/22/2019		2019-04-25	2019-11-20
. GNMA 2003-11 CL QC 5.5% 02/20/2033 DTD 02/01/2003		2012-11-20	2019-11-20
. GNMA 2003-11 CL QC 5.5% 02/20/2033 DTD 02/01/2003		2019-06-28	2019-11-20

**Form 990PF Part IV - Capital Gains and Losses for Tax on Investment Income - Columns e - h**

(e) Gross sales price	(f) Depreciation allowed (or allowable)	(g) Cost or other basis plus expense of sale	(h) Gain or (loss) (e) plus (f) minus (g)
89		97	-8
7,832		7,681	151
927		915	12
95,000		95,636	-636
86,313		85,884	429
329,551		328,314	1,237
5,000		4,996	4
4,171		4,100	71
		143	-143
215		96	119

**Form 990PF Part IV - Capital Gains and Losses for Tax on Investment Income - Columns i - l**

Complete only for assets showing gain in column (h) and owned by the foundation on 12/31/69			(l) Gains (Col. (h) gain minus col. (k), but not less than -0-) or Losses (from col.(h))
(i) F.M.V. as of 12/31/69	(j) Adjusted basis as of 12/31/69	(k) Excess of col. (i) over col. (j), if any	
			-8
			151
			12
			-636
			429
			1,237
			4
			71
			-143
			119

Form 990PF Part IV - Capital Gains and Losses for Tax on Investment Income - Columns a - d

List and describe the kind(s) of property sold (e.g., real estate, (a) 2-story brick warehouse; or common stock, 200 shs. MLC Co.)	(b) How acquired P—Purchase D—Donation	(c) Date acquired (mo., day, yr.)	(d) Date sold (mo., day, yr.)
. GNMA 2		2014-05-22	2019-11-20
. GNMA 2		2019-06-27	2019-11-20
. GNMA 2004-18 CL WD 5.5% 02/20/2034 DTD 03/01/2004		2017-04-28	2019-11-20
. GNMA 2004-80 CL PE 5.0% 07/20/2034 DTD 10/01/2004		2017-04-28	2019-11-20
. GNMA 2005-13 CL BE 5.0% 09/20/2034 DTD 02/01/2005		2019-08-22	2019-11-20
. GNMA 2005-13 CL BE 5.0% 09/20/2034 DTD 02/01/2005		2015-08-21	2019-11-20
. GNMA 2007-24 CL KD 5.5% 11/20/2036 DTD 05/01/2007		2019-06-26	2019-11-20
. GNMA 2007-24 CL KD 5.5% 11/20/2036 DTD 05/01/2007		2011-12-19	2019-11-20
. GNMA 2007-44 CL PH 6.0% 07/20/2037 DTD 07/01/2007		2014-01-07	2019-11-20
. GNMA 2007-44 CL PH 6.0% 07/20/2037 DTD 07/01/2007		2019-07-03	2019-11-20

Form 990PF Part IV - Capital Gains and Losses for Tax on Investment Income - Columns e - h

(e) Gross sales price	(f) Depreciation allowed (or allowable)	(g) Cost or other basis plus expense of sale	(h) Gain or (loss) (e) plus (f) minus (g)
		220	-220
364		181	183
222		245	-23
562		622	-60
528		57	471
		508	-508
1,704		1,289	415
		498	-498
		208	-208
209		25	184

Form 990PF Part IV - Capital Gains and Losses for Tax on Investment Income - Columns i - l

Complete only for assets showing gain in column (h) and owned by the foundation on 12/31/69			(l) Gains (Col. (h) gain minus col. (k), but not less than -0-) or Losses (from col.(h))
(i) F.M.V. as of 12/31/69	(j) Adjusted basis as of 12/31/69	(k) Excess of col. (i) over col. (j), if any	
			-220
			183
			-23
			-60
			471
			-508
			415
			-498
			-208
			184



Form 990PF Part IV - Capital Gains and Losses for Tax on Investment Income - Columns a - d

List and describe the kind(s) of property sold (e.g., real estate, (a) 2-story brick warehouse; or common stock, 200 shs. MLC Co.)	(b) How acquired P—Purchase D—Donation	(c) Date acquired (mo., day, yr.)	(d) Date sold (mo., day, yr.)
. FEDERAL NATL MTG ASSN GTD REMIC PASS		2003-05-19	2019-11-25
. FEDERAL NATL MTG ASSN GTD REMIC PASS		2007-11-30	2019-11-25
. FANNIE MAE		2019-09-24	2019-11-25
. FANNIE MAE		2003-08-15	2019-11-25
. FEDERAL NATIONAL MORTGAGE ASSN		2003-08-15	2019-11-25
. FNMA 254525 6.5% 10/01/22		2013-08-07	2019-11-25
. FEDERAL NATL MTG ASSN GTD MTG PASS		1998-08-10	2019-11-25
. FANNIE MAE		2003-10-09	2019-11-25
. FNMA AL5441 4.5% 09/01/41		2018-11-27	2019-11-25
. FNMA AL6576 VAR RATE 06/01/22		2015-05-21	2019-11-25

Form 990PF Part IV - Capital Gains and Losses for Tax on Investment Income - Columns e - h

(e) Gross sales price	(f) Depreciation allowed (or allowable)	(g) Cost or other basis plus expense of sale	(h) Gain or (loss) (e) plus (f) minus (g)
131		143	-12
108		111	-3
24		5	19
		20	-20
19		20	-1
410		462	-52
1		1	
32		32	
664		689	-25
14		15	-1

Form 990PF Part IV - Capital Gains and Losses for Tax on Investment Income - Columns i - l

Complete only for assets showing gain in column (h) and owned by the foundation on 12/31/69			(l) Gains (Col. (h) gain minus col. (k), but not less than -0-) or Losses (from col.(h))
(i) F.M.V. as of 12/31/69	(j) Adjusted basis as of 12/31/69	(k) Excess of col. (i) over col. (j), if any	
			-12
			-3
			19
			-20
			-1
			-52
			-25
			-1

**Form 990PF Part IV - Capital Gains and Losses for Tax on Investment Income - Columns a - d**

List and describe the kind(s) of property sold (e.g., real estate, (a) 2-story brick warehouse; or common stock, 200 shs. MLC Co.)	(b) How acquired P—Purchase D—Donation	(c) Date acquired (mo., day, yr.)	(d) Date sold (mo., day, yr.)
. FNMA AN2979 2.62% 11/01/26		2017-05-12	2019-11-25
. FANNIE MAE		2009-10-27	2019-11-25
. FNMA 2003-30 CL JQ 5.5% 04/25/2033 DTD 03/01/2003		2012-05-31	2019-11-25
. FNMA 2007-72 CL DB 5.75% 07/25/2037 DTD 06/01/2007		2010-11-15	2019-11-25
. FEDERAL NATL MTG ASSN GTD MTG PASS		2008-03-20	2019-11-25
. FEDERAL NATL MTG ASSN GTD MTG PASS		2007-11-30	2019-11-25
. FANNIE MAE		2004-04-27	2019-11-25
. FEDERAL NATL MTG ASSN GTD MTG PASS		2005-06-14	2019-11-25
. FANNIE MAE		2005-02-14	2019-11-25
. FEDERAL NATL MTG ASSN GTD MTG PASS		2006-08-17	2019-11-25

**Form 990PF Part IV - Capital Gains and Losses for Tax on Investment Income - Columns e - h**

(e) Gross sales price	(f) Depreciation allowed (or allowable)	(g) Cost or other basis plus expense of sale	(h) Gain or (loss) (e) plus (f) minus (g)
63		63	
43		45	-2
329		375	-46
54		60	-6
35		34	1
67		70	-3
28		27	1
7		7	
21		21	
10		10	

**Form 990PF Part IV - Capital Gains and Losses for Tax on Investment Income - Columns i - l**

Complete only for assets showing gain in column (h) and owned by the foundation on 12/31/69			(l) Gains (Col. (h) gain minus col. (k), but not less than -0-) or Losses (from col.(h))
(i) F.M.V. as of 12/31/69	(j) Adjusted basis as of 12/31/69	(k) Excess of col. (i) over col. (j), if any	
			-2
			-46
			-6
			1
			-3
			1

**Form 990PF Part IV - Capital Gains and Losses for Tax on Investment Income - Columns a - d**

List and describe the kind(s) of property sold (e.g., real estate, (a) 2-story brick warehouse; or common stock, 200 shs. MLC Co.)	(b) How acquired P—Purchase D—Donation	(c) Date acquired (mo., day, yr.)	(d) Date sold (mo., day, yr.)
. FNMA 888104 5% 05/01/21		2013-05-22	2019-11-25
. FNMA 890358 6.5% 12/01/23		2012-07-25	2019-11-25
50. JOE & JESSIE CRUMP/ANDREWS COUNTY, T		1994-01-01	2019-11-26
. BMW VEH OWNER TR 2016-A 2016-A CL A4 1.37% 12/27/2022 DTD 07/20/2016		2017-03-14	2019-11-27
2000. NATL OILWELL VARCO I SR NTS 2.6% 12/01/2022 DTD		2018-02-12	2019-12-04
4000. VIACOMCBS INC SR NTS 3.875% 04/01/2024 DTD		2014-03-04	2019-12-09
. FED HOME LN MTG CORP PARTN CTFS		2002-05-20	2019-12-16
. FHLMC GOLD G06943 4% 03/01/42		2018-11-20	2019-12-16
. FHLMC GOLD G18082 11/01/20		2013-04-17	2019-12-16
. FED HOME LN MTG CORP PARTN CTFS		2006-07-14	2019-12-16

**Form 990PF Part IV - Capital Gains and Losses for Tax on Investment Income - Columns e - h**

(e) Gross sales price	(f) Depreciation allowed (or allowable)	(g) Cost or other basis plus expense of sale	(h) Gain or (loss) (e) plus (f) minus (g)
42		45	-3
44		49	-5
21,881		1	21,880
2,789		2,711	78
2,046		1,953	93
4,219		3,968	251
3		3	
268		271	-3
146		156	-10
30		30	

**Form 990PF Part IV - Capital Gains and Losses for Tax on Investment Income - Columns i - l**

Complete only for assets showing gain in column (h) and owned by the foundation on 12/31/69			(l) Gains (Col. (h) gain minus col. (k), but not less than -0-) or Losses (from col.(h))
(i) F.M.V. as of 12/31/69	(j) Adjusted basis as of 12/31/69	(k) Excess of col. (i) over col. (j), if any	
			-3
			-5
			21,880
			78
			93
			251
			-3
			-10

Form 990PF Part IV - Capital Gains and Losses for Tax on Investment Income - Columns a - d

List and describe the kind(s) of property sold (e.g., real estate, (a) 2-story brick warehouse; or common stock, 200 shs. MLC Co.)	(b) How acquired P—Purchase D—Donation	(c) Date acquired (mo., day, yr.)	(d) Date sold (mo., day, yr.)
. FED HOME LN MTG CORP PARTN CTFS		2000-04-06	2019-12-16
. FHLMC GOLD Q21177 3.5% 08/01/43		2019-01-24	2019-12-16
. FEDERAL HOME LN MTG CORP MULTICLASS		2007-11-15	2019-12-16
. FREDDIE MAC			2019-12-16
. FEDL HOME LN MTG CP		2007-02-12	2019-12-16
. FEDERAL HOME LN MTG CORP MULTICLASS		2007-11-16	2019-12-16
. FEDERAL HOME LN MTG CORP MULTICLASS		2007-08-03	2019-12-16
. FHLMC 1694 CL Z 6.5% 03/15/2024 DTD 03/01/1994		2015-01-22	2019-12-16
. FEDERAL HOME LN MTG CORP MULTICLASS		2003-05-22	2019-12-16
. FEDERAL HOME LN MTG CORP MULTICLASS			2019-12-16

Form 990PF Part IV - Capital Gains and Losses for Tax on Investment Income - Columns e - h

(e) Gross sales price	(f) Depreciation allowed (or allowable)	(g) Cost or other basis plus expense of sale	(h) Gain or (loss) (e) plus (f) minus (g)
28		27	1
274		273	1
67		70	-3
69		70	-1
90		92	-2
70		73	-3
62		63	-1
188		208	-20
119		135	-16
365		390	-25

Form 990PF Part IV - Capital Gains and Losses for Tax on Investment Income - Columns i - l

Complete only for assets showing gain in column (h) and owned by the foundation on 12/31/69			(l) Gains (Col. (h) gain minus col. (k), but not less than -0-) or Losses (from col.(h))
(i) F.M.V. as of 12/31/69	(j) Adjusted basis as of 12/31/69	(k) Excess of col. (i) over col. (j), if any	
			1
			1
			-3
			-1
			-2
			-3
			-1
			-20
			-16
			-25

**Form 990PF Part IV - Capital Gains and Losses for Tax on Investment Income - Columns a - d**

List and describe the kind(s) of property sold (e.g., real estate, (a) 2-story brick warehouse; or common stock, 200 shs. MLC Co.)	(b) How acquired P—Purchase D—Donation	(c) Date acquired (mo., day, yr.)	(d) Date sold (mo., day, yr.)
. FHLMC 2673 CL QL 5.5% 09/15/2023 DTD 09/01/2003		2014-01-21	2019-12-16
. FHLMC 2693 CL MD 5.5% 10/15/2033 DTD 10/01/2003		2012-08-13	2019-12-16
. FHLMC REMIC		2009-05-20	2019-12-16
. FHLMC 3098 CL KG 5.5% 01/15/2036 DTD 01/01/2006		2011-12-07	2019-12-16
. FHLMC 3540 CL TB 5.0% 03/15/2039 DTD 06/01/2009		2010-09-16	2019-12-16
. FHLMC 3662 CL PJ 5.0% 04/15/2040 DTD 04/01/2010		2011-12-20	2019-12-16
. GNMA 733778 5% 07/15/40		2013-01-23	2019-12-16
. GNMA GTD MTG PASS THRU CTF		1999-12-13	2019-12-16
21000. TOYOTA AUTO RECEIVABLES OWNER TR 2016-D CL A3 1.23% 10/15/2020		2018-01-19	2019-12-16
60550.146 AQR MANAGED FUTURES STR-R6			2019-12-17

**Form 990PF Part IV - Capital Gains and Losses for Tax on Investment Income - Columns e - h**

(e) Gross sales price	(f) Depreciation allowed (or allowable)	(g) Cost or other basis plus expense of sale	(h) Gain or (loss) (e) plus (f) minus (g)
138		150	-12
109		124	-15
40		42	-2
165		179	-14
10		11	-1
152		171	-19
179		195	-16
46		45	1
133		131	2
516,493		542,202	-25,709

**Form 990PF Part IV - Capital Gains and Losses for Tax on Investment Income - Columns i - l**

Complete only for assets showing gain in column (h) and owned by the foundation on 12/31/69			(l) Gains (Col. (h) gain minus col. (k), but not less than -0-) or Losses (from col.(h))
(i) F.M.V. as of 12/31/69	(j) Adjusted basis as of 12/31/69	(k) Excess of col. (i) over col. (j), if any	
			-12
			-15
			-2
			-14
			-1
			-19
			-16
			1
			2
			-25,709

Form 990PF Part IV - Capital Gains and Losses for Tax on Investment Income - Columns a - d

List and describe the kind(s) of property sold (e.g., real estate, (a) 2-story brick warehouse; or common stock, 200 shs. MLC Co.)	(b) How acquired P—Purchase D—Donation	(c) Date acquired (mo., day, yr.)	(d) Date sold (mo., day, yr.)
5000. BUCKEYE PARTNERS LP SR NTS 3.95% 12/01/2026 DTD			2019-12-18
. GNMA 2003-11 CL QC 5.5% 02/20/2033 DTD 02/01/2003		2012-11-20	2019-12-20
. GNMA 2003-11 CL QC 5.5% 02/20/2033 DTD 02/01/2003		2019-06-28	2019-12-20
. GNMA 2		2014-05-22	2019-12-20
. GNMA 2		2019-06-27	2019-12-20
. GNMA 2004-18 CL WD 5.5% 02/20/2034 DTD 03/01/2004		2017-04-28	2019-12-20
. GNMA 2004-80 CL PE 5.0% 07/20/2034 DTD 10/01/2004		2017-04-28	2019-12-20
. GNMA 2005-13 CL BE 5.0% 09/20/2034 DTD 02/01/2005		2015-08-21	2019-12-20
. GNMA 2005-13 CL BE 5.0% 09/20/2034 DTD 02/01/2005		2019-08-22	2019-12-20
. GNMA 2007-24 CL KD 5.5% 11/20/2036 DTD 05/01/2007		2019-06-26	2019-12-20

Form 990PF Part IV - Capital Gains and Losses for Tax on Investment Income - Columns e - h

(e) Gross sales price	(f) Depreciation allowed (or allowable)	(g) Cost or other basis plus expense of sale	(h) Gain or (loss) (e) plus (f) minus (g)
4,819		4,897	-78
		139	-139
210		93	117
		249	-249
410		204	206
174		192	-18
559		619	-60
		497	-497
518		56	462
1,669		1,262	407

Form 990PF Part IV - Capital Gains and Losses for Tax on Investment Income - Columns i - l

Complete only for assets showing gain in column (h) and owned by the foundation on 12/31/69			(l) Gains (Col. (h) gain minus col. (k), but not less than -0-) or Losses (from col.(h))
(i) F.M.V. as of 12/31/69	(j) Adjusted basis as of 12/31/69	(k) Excess of col. (i) over col. (j), if any	
			-78
			-139
			117
			-249
			206
			-18
			-60
			-497
			462
			407

**Form 990PF Part IV - Capital Gains and Losses for Tax on Investment Income - Columns a - d**

List and describe the kind(s) of property sold (e.g., real estate, (a) 2-story brick warehouse; or common stock, 200 shs. MLC Co.)	(b) How acquired P—Purchase D—Donation	(c) Date acquired (mo., day, yr.)	(d) Date sold (mo., day, yr.)
. GNMA 2007-24 CL KD 5.5% 11/20/2036 DTD 05/01/2007		2011-12-19	2019-12-20
. GNMA 2007-44 CL PH 6.0% 07/20/2037 DTD 07/01/2007		2019-07-03	2019-12-20
. GNMA 2007-44 CL PH 6.0% 07/20/2037 DTD 07/01/2007		2014-01-07	2019-12-20
. BMW VEH OWNER TR 2016-A 2016-A CL A4 1.37% 12/27/2022 DTD 07/20/2016		2017-03-14	2019-12-26
. FEDERAL NATL MTG ASSN GTD REMIC PASS		2003-05-19	2019-12-26
. FEDERAL NATL MTG ASSN GTD REMIC PASS		2007-11-30	2019-12-26
. FANNIE MAE		2003-08-15	2019-12-26
. FANNIE MAE		2019-09-24	2019-12-26
. FEDERAL NATIONAL MORTGAGE ASSN		2003-08-15	2019-12-26
. FNMA 254525 6.5% 10/01/22		2013-08-07	2019-12-26

**Form 990PF Part IV - Capital Gains and Losses for Tax on Investment Income - Columns e - h**

(e) Gross sales price	(f) Depreciation allowed (or allowable)	(g) Cost or other basis plus expense of sale	(h) Gain or (loss) (e) plus (f) minus (g)
		487	-487
176		21	155
		175	-175
2,453		2,384	69
167		183	-16
127		131	-4
		30	-30
37		7	30
5		5	
144		162	-18

**Form 990PF Part IV - Capital Gains and Losses for Tax on Investment Income - Columns i - l**

Complete only for assets showing gain in column (h) and owned by the foundation on 12/31/69			(l) Gains (Col. (h) gain minus col. (k), but not less than -0-) or Losses (from col.(h))
(i) F.M.V. as of 12/31/69	(j) Adjusted basis as of 12/31/69	(k) Excess of col. (i) over col. (j), if any	
			-487
			155
			-175
			69
			-16
			-4
			-30
			30
			-18

Form 990PF Part IV - Capital Gains and Losses for Tax on Investment Income - Columns a - d

List and describe the kind(s) of property sold (e.g., real estate, (a) 2-story brick warehouse; or common stock, 200 shs. MLC Co.)	(b) How acquired P—Purchase D—Donation	(c) Date acquired (mo., day, yr.)	(d) Date sold (mo., day, yr.)
. FEDERAL NATL MTG ASSN GTD MTG PASS		1998-08-10	2019-12-26
. FANNIE MAE		2003-10-09	2019-12-26
. FNMA AL5441 4.5% 09/01/41		2018-11-27	2019-12-26
. FNMA AL6576 VAR RATE 06/01/22		2015-05-21	2019-12-26
. FNMA AN2979 2.62% 11/01/26		2017-05-12	2019-12-26
. FANNIE MAE		2009-10-27	2019-12-26
. FNMA 2003-30 CL JQ 5.5% 04/25/2033 DTD 03/01/2003		2012-05-31	2019-12-26
. FNMA 2007-72 CL DB 5.75% 07/25/2037 DTD 06/01/2007		2010-11-15	2019-12-26
. FEDERAL NATL MTG ASSN GTD MTG PASS		2008-03-20	2019-12-26
. FEDERAL NATL MTG ASSN GTD MTG PASS		2007-11-30	2019-12-26

Form 990PF Part IV - Capital Gains and Losses for Tax on Investment Income - Columns e - h

(e) Gross sales price	(f) Depreciation allowed (or allowable)	(g) Cost or other basis plus expense of sale	(h) Gain or (loss) (e) plus (f) minus (g)
2		2	
31		31	
534		554	-20
330		340	-10
68		68	
43		45	-2
63		72	-9
53		58	-5
21		20	1
34		35	-1

Form 990PF Part IV - Capital Gains and Losses for Tax on Investment Income - Columns i - l

Complete only for assets showing gain in column (h) and owned by the foundation on 12/31/69			(l) Gains (Col. (h) gain minus col. (k), but not less than -0-) or Losses (from col.(h))
(i) F.M.V. as of 12/31/69	(j) Adjusted basis as of 12/31/69	(k) Excess of col. (i) over col. (j), if any	
			-20
			-10
			-2
			-9
			-5
			1
			-1



Form 990PF Part IV - Capital Gains and Losses for Tax on Investment Income - Columns a - d

List and describe the kind(s) of property sold (e.g., real estate, (a) 2-story brick warehouse; or common stock, 200 shs. MLC Co.)	(b) How acquired P—Purchase D—Donation	(c) Date acquired (mo., day, yr.)	(d) Date sold (mo., day, yr.)
. FANNIE MAE		2004-04-27	2019-12-26
. FEDERAL NATL MTG ASSN GTD MTG PASS		2005-06-14	2019-12-26
. FNMA 888104 5% 05/01/21		2013-05-22	2019-12-26
. FNMA 890358 6.5% 12/01/23		2012-07-25	2019-12-26
. FANNIE MAE		2005-02-14	2019-12-27
70000. FANNIE MAE		1960-11-11	2019-12-30
. FEDERAL NATL MTG ASSN GTD MTG PASS		2006-08-17	2019-12-30
. FEDERAL NATL MTG ASSN GTD MTG PASS		1960-11-11	2019-12-30
. AMERICAN INTL GROUP INC			2020-01-02
5000. OFFICE PPTY INCOME TRST SR NTS 3.6% 02/01/2020 DTD		2018-02-28	2020-01-03

Form 990PF Part IV - Capital Gains and Losses for Tax on Investment Income - Columns e - h

(e) Gross sales price	(f) Depreciation allowed (or allowable)	(g) Cost or other basis plus expense of sale	(h) Gain or (loss) (e) plus (f) minus (g)
30		29	1
54		55	-1
30		32	-2
54		60	-6
21		21	
10		10	
59			59
5,000		5,014	-14

Form 990PF Part IV - Capital Gains and Losses for Tax on Investment Income - Columns i - l

Complete only for assets showing gain in column (h) and owned by the foundation on 12/31/69			(l) Gains (Col. (h) gain minus col. (k), but not less than -0-) or Losses (from col.(h))
(i) F.M.V. as of 12/31/69	(j) Adjusted basis as of 12/31/69	(k) Excess of col. (i) over col. (j), if any	
			1
			-1
			-2
			-6
			59
			-14

Form 990PF Part IV - Capital Gains and Losses for Tax on Investment Income - Columns a - d

List and describe the kind(s) of property sold (e.g., real estate, (a) 2-story brick warehouse; or common stock, 200 shs. MLC Co.)	(b) How acquired P—Purchase D—Donation	(c) Date acquired (mo., day, yr.)	(d) Date sold (mo., day, yr.)
19166.371 THE ARBITRAGE FUND-I		2018-09-05	2020-01-08
18511.506 THE ARBITRAGE FUND-I		2019-05-15	2020-01-08
331.555 OAKMARK FUND-INST		2019-01-09	2020-01-09
3356.487 OAKMARK FUND-INST			2020-01-09
4665.766 OAKMARK FUND-INST		2018-02-09	2020-01-09
1075.228 PRIMECAP ODYSSEY STOCK FUND		2018-02-13	2020-01-09
5000. BANK OF NEW YORK MELLON		2009-11-06	2020-01-15
. FED HOME LN MTG CORP PARTN CTFS		2002-05-20	2020-01-15
. FHLMC GOLD G06943 4% 03/01/42		2018-11-20	2020-01-15
. FHLMC GOLD G18082 11/01/20		2013-04-17	2020-01-15

Form 990PF Part IV - Capital Gains and Losses for Tax on Investment Income - Columns e - h

(e) Gross sales price	(f) Depreciation allowed (or allowable)	(g) Cost or other basis plus expense of sale	(h) Gain or (loss) (e) plus (f) minus (g)
256,254		250,888	5,366
247,499		247,129	370
26,975		23,786	3,189
273,084		278,488	-5,404
379,607		390,245	-10,638
37,418		34,278	3,140
5,000		4,990	10
3		3	
76		77	-1
156		167	-11

Form 990PF Part IV - Capital Gains and Losses for Tax on Investment Income - Columns i - l

Complete only for assets showing gain in column (h) and owned by the foundation on 12/31/69			(l) Gains (Col. (h) gain minus col. (k), but not less than -0-) or Losses (from col.(h))
(i) F.M.V. as of 12/31/69	(j) Adjusted basis as of 12/31/69	(k) Excess of col. (i) over col. (j), if any	
			5,366
			370
			3,189
			-5,404
			-10,638
			3,140
			10
			-1
			-11

Form 990PF Part IV - Capital Gains and Losses for Tax on Investment Income - Columns a - d

List and describe the kind(s) of property sold (e.g., real estate, (a) 2-story brick warehouse; or common stock, 200 shs. MLC Co.)	(b) How acquired P—Purchase D—Donation	(c) Date acquired (mo., day, yr.)	(d) Date sold (mo., day, yr.)
. FED HOME LN MTG CORP PARTN CTFS		2006-07-14	2020-01-15
. FED HOME LN MTG CORP PARTN CTFS		2000-04-06	2020-01-15
. FHLMC GOLD Q21177 3.5% 08/01/43		2019-01-24	2020-01-15
. FEDERAL HOME LN MTG CORP MULTICLASS		2007-11-15	2020-01-15
. FREDDIE MAC			2020-01-15
. FEDL HOME LN MTG CP		2007-02-12	2020-01-15
. FEDERAL HOME LN MTG CORP MULTICLASS		2007-11-16	2020-01-15
. FEDERAL HOME LN MTG CORP MULTICLASS		2007-08-03	2020-01-15
. FHLMC 1694 CL Z 6.5% 03/15/2024 DTD 03/01/1994		2015-01-22	2020-01-15
. FEDERAL HOME LN MTG CORP MULTICLASS		2003-05-22	2020-01-15

Form 990PF Part IV - Capital Gains and Losses for Tax on Investment Income - Columns e - h

(e) Gross sales price	(f) Depreciation allowed (or allowable)	(g) Cost or other basis plus expense of sale	(h) Gain or (loss) (e) plus (f) minus (g)
31		30	1
28		27	1
275		274	1
65		68	-3
69		71	-2
132		135	-3
68		71	-3
60		61	-1
254		280	-26
28		32	-4

Form 990PF Part IV - Capital Gains and Losses for Tax on Investment Income - Columns i - l

Complete only for assets showing gain in column (h) and owned by the foundation on 12/31/69			(l) Gains (Col. (h) gain minus col. (k), but not less than -0-) or Losses (from col.(h))
(i) F.M.V. as of 12/31/69	(j) Adjusted basis as of 12/31/69	(k) Excess of col. (i) over col. (j), if any	
			1
			1
			1
			-3
			-2
			-3
			-3
			-1
			-26
			-4

Form 990PF Part IV - Capital Gains and Losses for Tax on Investment Income - Columns a - d

List and describe the kind(s) of property sold (e.g., real estate, (a) 2-story brick warehouse; or common stock, 200 shs. MLC Co.)	(b) How acquired P—Purchase D—Donation	(c) Date acquired (mo., day, yr.)	(d) Date sold (mo., day, yr.)
. FEDERAL HOME LN MTG CORP MULTICLASS			2020-01-15
. FHLMC 2673 CL QL 5.5% 09/15/2023 DTD 09/01/2003		2014-01-21	2020-01-15
. FHLMC 2693 CL MD 5.5% 10/15/2033 DTD 10/01/2003		2012-08-13	2020-01-15
. FHLMC REMIC		2009-05-20	2020-01-15
. FHLMC 3098 CL KG 5.5% 01/15/2036 DTD 01/01/2006		2011-12-07	2020-01-15
. FHLMC 3540 CL TB 5.0% 03/15/2039 DTD 06/01/2009		2010-09-16	2020-01-15
. FHLMC 3662 CL PJ 5.0% 04/15/2040 DTD 04/01/2010		2011-12-20	2020-01-15
. GNMA 733778 5% 07/15/40		2013-01-23	2020-01-15
. GNMA GTD MTG PASS THRU CTF		1999-12-13	2020-01-15
. GNMA 2003-11 CL QC 5.5% 02/20/2033 DTD 02/01/2003		2012-11-20	2020-01-21

Form 990PF Part IV - Capital Gains and Losses for Tax on Investment Income - Columns e - h

(e) Gross sales price	(f) Depreciation allowed (or allowable)	(g) Cost or other basis plus expense of sale	(h) Gain or (loss) (e) plus (f) minus (g)
231		247	-16
152		165	-13
116		132	-16
41		43	-2
124		134	-10
5		6	-1
152		171	-19
87		94	-7
46		45	1
		169	-169

Form 990PF Part IV - Capital Gains and Losses for Tax on Investment Income - Columns i - l

Complete only for assets showing gain in column (h) and owned by the foundation on 12/31/69			(l) Gains (Col. (h) gain minus col. (k), but not less than -0-) or Losses (from col.(h))
(i) F.M.V. as of 12/31/69	(j) Adjusted basis as of 12/31/69	(k) Excess of col. (i) over col. (j), if any	
			-16
			-13
			-16
			-2
			-10
			-1
			-19
			-7
			1
			-169

Form 990PF Part IV - Capital Gains and Losses for Tax on Investment Income - Columns a - d

List and describe the kind(s) of property sold (e.g., real estate, (a) 2-story brick warehouse; or common stock, 200 shs. MLC Co.)	(b) How acquired P—Purchase D—Donation	(c) Date acquired (mo., day, yr.)	(d) Date sold (mo., day, yr.)
. GNMA 2003-11 CL QC 5.5% 02/20/2033 DTD 02/01/2003		2019-06-28	2020-01-21
. GNMA 2		2019-06-27	2020-01-21
. GNMA 2		2014-05-22	2020-01-21
. GNMA 2004-18 CL WD 5.5% 02/20/2034 DTD 03/01/2004		2017-04-28	2020-01-21
. GNMA 2004-80 CL PE 5.0% 07/20/2034 DTD 10/01/2004		2017-04-28	2020-01-21
. GNMA 2005-13 CL BE 5.0% 09/20/2034 DTD 02/01/2005		2019-08-22	2020-01-21
. GNMA 2005-13 CL BE 5.0% 09/20/2034 DTD 02/01/2005		2015-08-21	2020-01-21
. GNMA 2007-24 CL KD 5.5% 11/20/2036 DTD 05/01/2007		2019-06-26	2020-01-21
. GNMA 2007-24 CL KD 5.5% 11/20/2036 DTD 05/01/2007		2011-12-19	2020-01-21
. GNMA 2007-44 CL PH 6.0% 07/20/2037 DTD 07/01/2007		2014-01-07	2020-01-21

Form 990PF Part IV - Capital Gains and Losses for Tax on Investment Income - Columns e - h

(e) Gross sales price	(f) Depreciation allowed (or allowable)	(g) Cost or other basis plus expense of sale	(h) Gain or (loss) (e) plus (f) minus (g)
254		113	141
546		272	274
		331	-331
231		255	-24
407		451	-44
420		46	374
		403	-403
1,761		1,332	429
		514	-514
		161	-161

Form 990PF Part IV - Capital Gains and Losses for Tax on Investment Income - Columns i - l

Complete only for assets showing gain in column (h) and owned by the foundation on 12/31/69			(l) Gains (Col. (h) gain minus col. (k), but not less than -0-) or Losses (from col.(h))
(i) F.M.V. as of 12/31/69	(j) Adjusted basis as of 12/31/69	(k) Excess of col. (i) over col. (j), if any	
			141
			274
			-331
			-24
			-44
			374
			-403
			429
			-514
			-161

**Form 990PF Part IV - Capital Gains and Losses for Tax on Investment Income - Columns a - d**

List and describe the kind(s) of property sold (e.g., real estate, (a) 2-story brick warehouse; or common stock, 200 shs. MLC Co.)	(b) How acquired P—Purchase D—Donation	(c) Date acquired (mo., day, yr.)	(d) Date sold (mo., day, yr.)
. GNMA 2007-44 CL PH 6.0% 07/20/2037 DTD 07/01/2007		2019-07-03	2020-01-21
2000. DIVERSIFIED HEALTHCARE T SR NTS 4.75% 02/15/2028 DTD		2018-02-08	2020-01-21
. BMW VEH OWNER TR 2016-A 2016-A CL A4 1.37% 12/27/2022 DTD 07/20/2016		2017-03-14	2020-01-27
. FEDERAL NATL MTG ASSN GTD REMIC PASS		2003-05-19	2020-01-27
. FEDERAL NATL MTG ASSN GTD REMIC PASS		2007-11-30	2020-01-27
. FANNIE MAE		2019-09-24	2020-01-27
. FANNIE MAE		2003-08-15	2020-01-27
. FEDERAL NATIONAL MORTGAGE ASSN		2003-08-15	2020-01-27
. FNMA 254525 6.5% 10/01/22		2013-08-07	2020-01-27
. FEDERAL NATL MTG ASSN GTD MTG PASS		1998-08-10	2020-01-27

**Form 990PF Part IV - Capital Gains and Losses for Tax on Investment Income - Columns e - h**

(e) Gross sales price	(f) Depreciation allowed (or allowable)	(g) Cost or other basis plus expense of sale	(h) Gain or (loss) (e) plus (f) minus (g)
162		19	143
2,066		1,966	100
2,477		2,407	70
96		106	-10
56		58	-2
27		5	22
		22	-22
8		8	
264		297	-33
2		2	

**Form 990PF Part IV - Capital Gains and Losses for Tax on Investment Income - Columns i - l**

Complete only for assets showing gain in column (h) and owned by the foundation on 12/31/69			(l) Gains (Col. (h) gain minus col. (k), but not less than -0-) or Losses (from col.(h))
(i) F.M.V. as of 12/31/69	(j) Adjusted basis as of 12/31/69	(k) Excess of col. (i) over col. (j), if any	
			143
			100
			70
			-10
			-2
			22
			-22
			-33

Form 990PF Part IV - Capital Gains and Losses for Tax on Investment Income - Columns a - d

List and describe the kind(s) of property sold (e.g., real estate, (a) 2-story brick warehouse; or common stock, 200 shs. MLC Co.)	(b) How acquired P—Purchase D—Donation	(c) Date acquired (mo., day, yr.)	(d) Date sold (mo., day, yr.)
. FANNIE MAE		2003-10-09	2020-01-27
. FNMA AL5441 4.5% 09/01/41		2018-11-27	2020-01-27
. FNMA AL6576 VAR RATE 06/01/22		2015-05-21	2020-01-27
. FNMA AN2979 2.62% 11/01/26		2017-05-12	2020-01-27
. FANNIE MAE		2009-10-27	2020-01-27
. FNMA 2003-30 CL JQ 5.5% 04/25/2033 DTD 03/01/2003		2012-05-31	2020-01-27
. FNMA 2007-72 CL DB 5.75% 07/25/2037 DTD 06/01/2007		2010-11-15	2020-01-27
. FEDERAL NATL MTG ASSN GTD MTG PASS		2008-03-20	2020-01-27
. FEDERAL NATL MTG ASSN GTD MTG PASS		2007-11-30	2020-01-27
. FANNIE MAE		2004-04-27	2020-01-27

Form 990PF Part IV - Capital Gains and Losses for Tax on Investment Income - Columns e - h

(e) Gross sales price	(f) Depreciation allowed (or allowable)	(g) Cost or other basis plus expense of sale	(h) Gain or (loss) (e) plus (f) minus (g)
32		33	-1
616		639	-23
14		14	
63		63	
59		62	-3
156		178	-22
31		34	-3
28		28	
49		51	-2
27		26	1

Form 990PF Part IV - Capital Gains and Losses for Tax on Investment Income - Columns i - l

Complete only for assets showing gain in column (h) and owned by the foundation on 12/31/69			(l) Gains (Col. (h) gain minus col. (k), but not less than -0-) or Losses (from col.(h))
(i) F.M.V. as of 12/31/69	(j) Adjusted basis as of 12/31/69	(k) Excess of col. (i) over col. (j), if any	
			-1
			-23
			-3
			-22
			-3
			-2
			1

Form 990PF Part IV - Capital Gains and Losses for Tax on Investment Income - Columns a - d

List and describe the kind(s) of property sold (e.g., real estate, (a) 2-story brick warehouse; or common stock, 200 shs. MLC Co.)	(b) How acquired P—Purchase D—Donation	(c) Date acquired (mo., day, yr.)	(d) Date sold (mo., day, yr.)
. FEDERAL NATL MTG ASSN GTD MTG PASS		2005-06-14	2020-01-27
. FNMA 888104 5% 05/01/21		2013-05-22	2020-01-27
. FNMA 890358 6.5% 12/01/23		2012-07-25	2020-01-27
5000. ROCKWELL COLLINS INC SR NTS 3.5% 03/15/2027 DTD		2018-01-03	2020-02-07
30000. BANK OF AMERICA CORP VAR RT 07/21/2023 DTD 07/21/2017		2017-12-13	2020-02-13
10000. CITIGROUP INC SR NTS VAR RT 07/24/2023 DTD		2017-11-27	2020-02-13
15000. GOLDMAN SACHS GROUP INC SR NTS MTN VAR RT 07/24/2023 DTD		2018-04-11	2020-02-13
20000. MORGAN STANLEY SR NTS 3.75% 02/25/2023 DTD		2016-03-14	2020-02-13
5000. MORGAN STANLEY SR NTS MTN 5.5% 07/28/2021 DTD		2014-04-09	2020-02-13
5000. OCCIDENTAL PETRLM COR SR NTS 4.1% 02/01/2021 DTD			2020-02-13

Form 990PF Part IV - Capital Gains and Losses for Tax on Investment Income - Columns e - h

(e) Gross sales price	(f) Depreciation allowed (or allowable)	(g) Cost or other basis plus expense of sale	(h) Gain or (loss) (e) plus (f) minus (g)
7		7	
25		27	-2
38		43	-5
5,458		5,074	384
30,627		30,017	610
10,218		9,979	239
15,346		14,743	603
21,093		20,568	525
5,262		5,669	-407
5,069		5,175	-106

Form 990PF Part IV - Capital Gains and Losses for Tax on Investment Income - Columns i - l

Complete only for assets showing gain in column (h) and owned by the foundation on 12/31/69			(l) Gains (Col. (h) gain minus col. (k), but not less than -0-) or Losses (from col.(h))
(i) F.M.V. as of 12/31/69	(j) Adjusted basis as of 12/31/69	(k) Excess of col. (i) over col. (j), if any	
			-2
			-5
			384
			610
			239
			603
			525
			-407
			-106



Form 990PF Part IV - Capital Gains and Losses for Tax on Investment Income - Columns a - d

List and describe the kind(s) of property sold (e.g., real estate, (a) 2-story brick warehouse; or common stock, 200 shs. MLC Co.)	(b) How acquired P—Purchase D—Donation	(c) Date acquired (mo., day, yr.)	(d) Date sold (mo., day, yr.)
30000. STRIPS ZERO CPN 08/15/2020 DTD 08/15/1990		2015-08-24	2020-02-13
20000. WELLS FARGO & CO MTN 3.45% 02/13/2023 DTD 02/13/2013		2013-05-09	2020-02-13
. FED HOME LN MTG CORP PARTN CTFS		2002-05-20	2020-02-18
. FHLMC GOLD G06943 4% 03/01/42		2018-11-20	2020-02-18
. FHLMC GOLD G18082 11/01/20		2013-04-17	2020-02-18
. FED HOME LN MTG CORP PARTN CTFS		2006-07-14	2020-02-18
. FED HOME LN MTG CORP PARTN CTFS		2000-04-06	2020-02-18
. FHLMC GOLD Q21177 3.5% 08/01/43		2019-01-24	2020-02-18
. FEDERAL HOME LN MTG CORP MULTICLASS		2007-11-15	2020-02-18
. FREDDIE MAC			2020-02-18

Form 990PF Part IV - Capital Gains and Losses for Tax on Investment Income - Columns e - h

(e) Gross sales price	(f) Depreciation allowed (or allowable)	(g) Cost or other basis plus expense of sale	(h) Gain or (loss) (e) plus (f) minus (g)
29,761		29,784	-23
20,830		20,355	475
3		3	
315		319	-4
117		125	-8
32		32	
28		28	
163		163	
63		66	-3
61		62	-1

Form 990PF Part IV - Capital Gains and Losses for Tax on Investment Income - Columns i - l

Complete only for assets showing gain in column (h) and owned by the foundation on 12/31/69			(l) Gains (Col. (h) gain minus col. (k), but not less than -0-) or Losses (from col.(h))
(i) F.M.V. as of 12/31/69	(j) Adjusted basis as of 12/31/69	(k) Excess of col. (i) over col. (j), if any	
			-23
			475
			-4
			-8
			-3
			-1

Form 990PF Part IV - Capital Gains and Losses for Tax on Investment Income - Columns a - d

List and describe the kind(s) of property sold (e.g., real estate, (a) 2-story brick warehouse; or common stock, 200 shs. MLC Co.)	(b) How acquired P—Purchase D—Donation	(c) Date acquired (mo., day, yr.)	(d) Date sold (mo., day, yr.)
. FEDL HOME LN MTG CP		2007-02-12	2020-02-18
. FEDERAL HOME LN MTG CORP MULTICLASS		2007-11-16	2020-02-18
. FEDERAL HOME LN MTG CORP MULTICLASS		2007-08-03	2020-02-18
. FHLMC 1694 CL Z 6.5% 03/15/2024 DTD 03/01/1994		2015-01-22	2020-02-18
. FEDERAL HOME LN MTG CORP MULTICLASS		2003-05-22	2020-02-18
. FEDERAL HOME LN MTG CORP MULTICLASS			2020-02-18
. FHLMC 2673 CL QL 5.5% 09/15/2023 DTD 09/01/2003		2014-01-21	2020-02-18
. FHLMC 2693 CL MD 5.5% 10/15/2033 DTD 10/01/2003		2012-08-13	2020-02-18
. FHLMC REMIC		2009-05-20	2020-02-18
. FHLMC 3098 CL KG 5.5% 01/15/2036 DTD 01/01/2006		2011-12-07	2020-02-18

Form 990PF Part IV - Capital Gains and Losses for Tax on Investment Income - Columns e - h

(e) Gross sales price	(f) Depreciation allowed (or allowable)	(g) Cost or other basis plus expense of sale	(h) Gain or (loss) (e) plus (f) minus (g)
79		80	-1
66		69	-3
69		70	-1
224		247	-23
33		37	-4
191		204	-13
143		155	-12
132		150	-18
31		33	-2
75		81	-6

Form 990PF Part IV - Capital Gains and Losses for Tax on Investment Income - Columns i - l

Complete only for assets showing gain in column (h) and owned by the foundation on 12/31/69			(l) Gains (Col. (h) gain minus col. (k), but not less than -0-) or Losses (from col.(h))
(i) F.M.V. as of 12/31/69	Adjusted basis (j) as of 12/31/69	Excess of col. (i) (k) over col. (j), if any	
			-1
			-3
			-1
			-23
			-4
			-13
			-12
			-18
			-2
			-6

Form 990PF Part IV - Capital Gains and Losses for Tax on Investment Income - Columns a - d

List and describe the kind(s) of property sold (e.g., real estate, (a) 2-story brick warehouse; or common stock, 200 shs. MLC Co.)	(b) How acquired P—Purchase D—Donation	(c) Date acquired (mo., day, yr.)	(d) Date sold (mo., day, yr.)
. FHLMC 3540 CL TB 5.0% 03/15/2039 DTD 06/01/2009		2010-09-16	2020-02-18
. FHLMC 3662 CL PJ 5.0% 04/15/2040 DTD 04/01/2010		2011-12-20	2020-02-18
. GNMA 733778 5% 07/15/40		2013-01-23	2020-02-18
. GNMA GTD MTG PASS THRU CTF		1999-12-13	2020-02-18
. GNMA 2005-74 CL GD 5.0% 09/16/2035 DTD 09/01/2005		2011-12-13	2020-02-18
5000. LINCOLN NATL CORP SR NTS 6.25% 02/15/2020 DTD		2013-11-07	2020-02-18
. GNMA 2003-11 CL QC 5.5% 02/20/2033 DTD 02/01/2003		2019-06-28	2020-02-20
. GNMA 2003-11 CL QC 5.5% 02/20/2033 DTD 02/01/2003		2012-11-20	2020-02-20
. GNMA 2		2014-05-22	2020-02-20
. GNMA 2		2019-06-27	2020-02-20

Form 990PF Part IV - Capital Gains and Losses for Tax on Investment Income - Columns e - h

(e) Gross sales price	(f) Depreciation allowed (or allowable)	(g) Cost or other basis plus expense of sale	(h) Gain or (loss) (e) plus (f) minus (g)
6		6	
148		167	-19
57		62	-5
46		45	1
289		312	-23
5,000		5,886	-886
197		88	109
		131	-131
		222	-222
366		182	184

Form 990PF Part IV - Capital Gains and Losses for Tax on Investment Income - Columns i - l

Complete only for assets showing gain in column (h) and owned by the foundation on 12/31/69			(l) Gains (Col. (h) gain minus col. (k), but not less than -0-) or Losses (from col.(h))
(i) F.M.V. as of 12/31/69	(j) Adjusted basis as of 12/31/69	(k) Excess of col. (i) over col. (j), if any	
			-19
			-5
			1
			-23
			-886
			109
			-131
			-222
			184

Form 990PF Part IV - Capital Gains and Losses for Tax on Investment Income - Columns a - d

List and describe the kind(s) of property sold (e.g., real estate, (a) 2-story brick warehouse; or common stock, 200 shs. MLC Co.)	(b) How acquired P—Purchase D—Donation	(c) Date acquired (mo., day, yr.)	(d) Date sold (mo., day, yr.)
. GNMA 2004-18 CL WD 5.5% 02/20/2034 DTD 03/01/2004		2017-04-28	2020-02-20
. GNMA 2004-80 CL PE 5.0% 07/20/2034 DTD 10/01/2004		2017-04-28	2020-02-20
. GNMA 2005-13 CL BE 5.0% 09/20/2034 DTD 02/01/2005			2020-02-20
. GNMA 2005-13 CL BE 5.0% 09/20/2034 DTD 02/01/2005		2015-08-21	2020-02-20
. GNMA 2007-24 CL KD 5.5% 11/20/2036 DTD 05/01/2007		2019-06-26	2020-02-20
. GNMA 2007-24 CL KD 5.5% 11/20/2036 DTD 05/01/2007		2011-12-19	2020-02-20
. GNMA 2007-44 CL PH 6.0% 07/20/2037 DTD 07/01/2007		2014-01-07	2020-02-20
. GNMA 2007-44 CL PH 6.0% 07/20/2037 DTD 07/01/2007		2019-07-03	2020-02-20
1874. ISHARES MSCI ASIAN EX JAPAN		2018-02-09	2020-02-20
604. ISHARES MSCI ASIAN EX JAPAN			2020-02-20

Form 990PF Part IV - Capital Gains and Losses for Tax on Investment Income - Columns e - h

(e) Gross sales price	(f) Depreciation allowed (or allowable)	(g) Cost or other basis plus expense of sale	(h) Gain or (loss) (e) plus (f) minus (g)
210		232	-22
417		462	-45
704		315	389
		421	-421
1,506		1,139	367
		440	-440
		117	-117
118		14	104
134,681		139,468	-4,787
43,409		45,573	-2,164

Form 990PF Part IV - Capital Gains and Losses for Tax on Investment Income - Columns i - l

Complete only for assets showing gain in column (h) and owned by the foundation on 12/31/69			(l) Gains (Col. (h) gain minus col. (k), but not less than -0-) or Losses (from col.(h))
(i) F.M.V. as of 12/31/69	(j) Adjusted basis as of 12/31/69	(k) Excess of col. (i) over col. (j), if any	
			-22
			-45
			389
			-421
			367
			-440
			-117
			104
			-4,787
			-2,164

Form 990PF Part IV - Capital Gains and Losses for Tax on Investment Income - Columns a - d

List and describe the kind(s) of property sold (e.g., real estate, (a) 2-story brick warehouse; or common stock, 200 shs. MLC Co.)	(b) How acquired P—Purchase D—Donation	(c) Date acquired (mo., day, yr.)	(d) Date sold (mo., day, yr.)
1346. ISHARES MSCI ASIAN EX JAPAN		2018-02-12	2020-02-20
3764. ISHARES MSCI ASIAN EX JAPAN		2018-02-09	2020-02-20
505. ISHARES MSCI JAPAN ETF		2018-02-12	2020-02-20
1800. ISHARES MSCI JAPAN ETF		2018-02-09	2020-02-20
486. ISHARES MSCI JAPAN ETF		2018-02-12	2020-02-20
662. ISHARES MSCI JAPAN ETF			2020-02-20
4049. ISHARES MSCI JAPAN ETF		2018-02-09	2020-02-20
1575.591 FIDELITY 500 INDEX-INST PRM		2018-02-13	2020-02-24
98. INVESCO QQQ TRUST SERIES 1		2019-07-16	2020-02-24
8706.961 JPMORGAN CORE BOND FUND ULTRA			2020-02-24

Form 990PF Part IV - Capital Gains and Losses for Tax on Investment Income - Columns e - h

(e) Gross sales price	(f) Depreciation allowed (or allowable)	(g) Cost or other basis plus expense of sale	(h) Gain or (loss) (e) plus (f) minus (g)
96,735		101,387	-4,652
270,513		280,127	-9,614
28,780		30,414	-1,634
102,584		106,335	-3,751
27,726		29,269	-1,543
37,766		38,738	-972
230,990		239,195	-8,205
176,734		146,940	29,794
21,695		18,972	2,723
106,225		101,487	4,738

Form 990PF Part IV - Capital Gains and Losses for Tax on Investment Income - Columns i - l

Complete only for assets showing gain in column (h) and owned by the foundation on 12/31/69			(l) Gains (Col. (h) gain minus col. (k), but not less than -0-) or Losses (from col.(h))
(i) F.M.V. as of 12/31/69	(j) Adjusted basis as of 12/31/69	(k) Excess of col. (i) over col. (j), if any	
			-4,652
			-9,614
			-1,634
			-3,751
			-1,543
			-972
			-8,205
			29,794
			2,723
			4,738

**Form 990PF Part IV - Capital Gains and Losses for Tax on Investment Income - Columns a - d**

List and describe the kind(s) of property sold (e.g., real estate, (a) 2-story brick warehouse; or common stock, 200 shs. MLC Co.)	(b) How acquired P—Purchase D—Donation	(c) Date acquired (mo., day, yr.)	(d) Date sold (mo., day, yr.)
1194.968 PARNASSUS EQTY INCOME FD-INS		2018-02-13	2020-02-24
114. AMEX CONSUMER SVC SELECT SPD		2020-01-09	2020-02-24
361. VANGUARD FINANCIALS VIPERS		2019-07-25	2020-02-24
. BMW VEH OWNER TR 2016-A 2016-A CL A4 1.37% 12/27/2022 DTD 07/20/2016		2017-03-14	2020-02-25
. FEDERAL NATL MTG ASSN GTD REMIC PASS		2003-05-19	2020-02-25
. FEDERAL NATL MTG ASSN GTD REMIC PASS		2007-11-30	2020-02-25
. FANNIE MAE		2003-08-15	2020-02-25
. FANNIE MAE		2019-09-24	2020-02-25
. FEDERAL NATIONAL MORTGAGE ASSN		2003-08-15	2020-02-25
. FNMA 254525 6.5% 10/01/22		2013-08-07	2020-02-25

**Form 990PF Part IV - Capital Gains and Losses for Tax on Investment Income - Columns e - h**

(e) Gross sales price	(f) Depreciation allowed (or allowable)	(g) Cost or other basis plus expense of sale	(h) Gain or (loss) (e) plus (f) minus (g)
56,857		50,702	6,155
11,418		11,713	-295
26,738		25,639	1,099
2,383		2,316	67
108		118	-10
76		78	-2
		26	-26
31		6	25
21		21	
148		167	-19

**Form 990PF Part IV - Capital Gains and Losses for Tax on Investment Income - Columns i - l**

Complete only for assets showing gain in column (h) and owned by the foundation on 12/31/69			(l) Gains (Col. (h) gain minus col. (k), but not less than -0-) or Losses (from col.(h))
(i) F.M.V. as of 12/31/69	(j) Adjusted basis as of 12/31/69	(k) Excess of col. (i) over col. (j), if any	
			6,155
			-295
			1,099
			67
			-10
			-2
			-26
			25
			-19

Form 990PF Part IV - Capital Gains and Losses for Tax on Investment Income - Columns a - d			
List and describe the kind(s) of property sold (e.g., real estate, (a) 2-story brick warehouse; or common stock, 200 shs. MLC Co.)	(b) How acquired P—Purchase D—Donation	(c) Date acquired (mo., day, yr.)	(d) Date sold (mo., day, yr.)
. FEDERAL NATL MTG ASSN GTD MTG PASS		1998-08-10	2020-02-25
. FANNIE MAE		2003-10-09	2020-02-25
. FNMA AL5441 4.5% 09/01/41		2018-11-27	2020-02-25
. FNMA AL6576 VAR RATE 06/01/22		2015-05-21	2020-02-25
. FNMA AN2979 2.62% 11/01/26		2017-05-12	2020-02-25
. FANNIE MAE		2009-10-27	2020-02-25
. FNMA 2003-30 CL JQ 5.5% 04/25/2033 DTD 03/01/2003		2012-05-31	2020-02-25
. FNMA 2007-72 CL DB 5.75% 07/25/2037 DTD 06/01/2007		2010-11-15	2020-02-25
. FEDERAL NATL MTG ASSN GTD MTG PASS		2008-03-20	2020-02-25
. FEDERAL NATL MTG ASSN GTD MTG PASS		2007-11-30	2020-02-25

Form 990PF Part IV - Capital Gains and Losses for Tax on Investment Income - Columns e - h

(e) Gross sales price	(f) Depreciation allowed (or allowable)	(g) Cost or other basis plus expense of sale	(h) Gain or (loss) (e) plus (f) minus (g)
2		2	
33		34	-1
464		482	-18
14		14	
64		63	1
73		76	-3
183		208	-25
29		32	-3
28		27	1
34		36	-2

Form 990PF Part IV - Capital Gains and Losses for Tax on Investment Income - Columns i - l

Complete only for assets showing gain in column (h) and owned by the foundation on 12/31/69			(l) Gains (Col. (h) gain minus col. (k), but not less than -0-) or Losses (from col.(h))
(i) F.M.V. as of 12/31/69	(j) Adjusted basis as of 12/31/69	(k) Excess of col. (i) over col. (j), if any	
			-1
			-18
			1
			-3
			-25
			-3
			1
			-2

Form 990PF Part IV - Capital Gains and Losses for Tax on Investment Income - Columns a - d

List and describe the kind(s) of property sold (e.g., real estate, (a) 2-story brick warehouse; or common stock, 200 shs. MLC Co.)	(b) How acquired P—Purchase D—Donation	(c) Date acquired (mo., day, yr.)	(d) Date sold (mo., day, yr.)
. FANNIE MAE		2004-04-27	2020-02-25
. FEDERAL NATL MTG ASSN GTD MTG PASS		2005-06-14	2020-02-25
. FNMA 888104 5% 05/01/21		2013-05-22	2020-02-25
. FNMA 890358 6.5% 12/01/23		2012-07-25	2020-02-25
2200. ISHARES MSCI INDIA ETF		2018-02-09	2020-02-28
6470. ISHARES MSCI INDIA ETF		2018-02-09	2020-02-28
2587. ISHARES MSCI INDIA ETF		2018-02-12	2020-03-02
16381.085 TORTOISE MLP & PIPELINE-INST		2018-02-12	2020-03-02
6591.711 TORTOISE MLP & PIPELINE-INST		2019-12-26	2020-03-02
2552.707 OAKMARK FUND-INST		2018-02-09	2020-03-04

Form 990PF Part IV - Capital Gains and Losses for Tax on Investment Income - Columns e - h

(e) Gross sales price	(f) Depreciation allowed (or allowable)	(g) Cost or other basis plus expense of sale	(h) Gain or (loss) (e) plus (f) minus (g)
28		28	
7		7	
18		19	-1
38		42	-4
70,469		77,591	-7,122
206,803		228,189	-21,386
81,912		91,706	-9,794
180,683		203,048	-22,365
72,707		83,121	-10,414
186,884		213,508	-26,624

Form 990PF Part IV - Capital Gains and Losses for Tax on Investment Income - Columns i - l

Complete only for assets showing gain in column (h) and owned by the foundation on 12/31/69			(l) Gains (Col. (h) gain minus col. (k), but not less than -0-) or Losses (from col.(h))
(i) F.M.V. as of 12/31/69	(j) Adjusted basis as of 12/31/69	(k) Excess of col. (i) over col. (j), if any	
			-1
			-4
			-7,122
			-21,386
			-9,794
			-22,365
			-10,414
			-26,624



Form 990PF Part IV - Capital Gains and Losses for Tax on Investment Income - Columns a - d

List and describe the kind(s) of property sold (e.g., real estate, (a) 2-story brick warehouse; or common stock, 200 shs. MLC Co.)	(b) How acquired P—Purchase D—Donation	(c) Date acquired (mo., day, yr.)	(d) Date sold (mo., day, yr.)
4006.295 PRIMECAP ODYSSEY STOCK FUND		2018-02-13	2020-03-04
5361.312 PRIMECAP ODYSSEY STOCK FUND		2018-02-12	2020-03-04
5000. HALLIBURTON CO SR NTS 3.8% 11/15/2025 DTD		2019-07-09	2020-03-05
5000. LIBERTY PPTY LP SR NTS 4.4% 02/15/2024 DTD			2020-03-05
28044.275 TORTOISE MLP & PIPELINE-INST		2018-02-12	2020-03-10
2040. SPDR S&P OIL & GAS EXP & PR		2018-02-12	2020-03-13
100. SPDR S&P OIL & GAS EXP & PR		2018-02-09	2020-03-13
2500. SPDR S&P OIL & GAS EXP & PR		2018-02-09	2020-03-13
200. SPDR S&P OIL & GAS EXP & PR		2018-02-09	2020-03-13
100. SPDR S&P OIL & GAS EXP & PR		2018-02-09	2020-03-13

Form 990PF Part IV - Capital Gains and Losses for Tax on Investment Income - Columns e - h

(e) Gross sales price	(f) Depreciation allowed (or allowable)	(g) Cost or other basis plus expense of sale	(h) Gain or (loss) (e) plus (f) minus (g)
126,038		127,721	-1,683
168,667		170,651	-1,984
5,667		5,232	435
5,501		5,393	108
227,720		347,617	-119,897
17,028		67,799	-50,771
862		3,240	-2,378
20,943		80,988	-60,045
1,718		6,479	-4,761
861		3,240	-2,379

Form 990PF Part IV - Capital Gains and Losses for Tax on Investment Income - Columns i - l

Complete only for assets showing gain in column (h) and owned by the foundation on 12/31/69			(l) Gains (Col. (h) gain minus col. (k), but not less than -0-) or Losses (from col.(h))
(i) F.M.V. as of 12/31/69	(j) Adjusted basis as of 12/31/69	(k) Excess of col. (i) over col. (j), if any	
			-1,683
			-1,984
			435
			108
			-119,897
			-50,771
			-2,378
			-60,045
			-4,761
			-2,379

Form 990PF Part IV - Capital Gains and Losses for Tax on Investment Income - Columns a - d

List and describe the kind(s) of property sold (e.g., real estate, (a) 2-story brick warehouse; or common stock, 200 shs. MLC Co.)	(b) How acquired P—Purchase D—Donation	(c) Date acquired (mo., day, yr.)	(d) Date sold (mo., day, yr.)
100. SPDR S&P OIL & GAS EXP & PR		2018-02-09	2020-03-13
100. SPDR S&P OIL & GAS EXP & PR		2018-02-09	2020-03-13
100. SPDR S&P OIL & GAS EXP & PR		2018-02-09	2020-03-13
100. SPDR S&P OIL & GAS EXP & PR		2018-02-09	2020-03-13
6822. SPDR S&P OIL & GAS EXP & PR			2020-03-13
672. VANGUARD MID-CAP VIPERS			2020-03-13
100. VANGUARD MID-CAP VIPERS		2018-06-18	2020-03-13
300. VANGUARD MID-CAP VIPERS		2018-06-18	2020-03-13
909. VANGUARD MID-CAP VIPERS		2018-06-18	2020-03-13
100. VANGUARD MID-CAP VIPERS		2018-06-18	2020-03-13

Form 990PF Part IV - Capital Gains and Losses for Tax on Investment Income - Columns e - h

(e) Gross sales price	(f) Depreciation allowed (or allowable)	(g) Cost or other basis plus expense of sale	(h) Gain or (loss) (e) plus (f) minus (g)
859		3,240	-2,381
863		3,240	-2,377
861		3,240	-2,379
860		3,240	-2,380
60,362		218,842	-158,480
88,921		108,783	-19,862
13,347		16,186	-2,839
39,793		48,558	-8,765
123,414		147,132	-23,718
13,306		16,186	-2,880

Form 990PF Part IV - Capital Gains and Losses for Tax on Investment Income - Columns i - l

Complete only for assets showing gain in column (h) and owned by the foundation on 12/31/69			(l) Gains (Col. (h) gain minus col. (k), but not less than -0-) or Losses (from col.(h))
(i) F.M.V. as of 12/31/69	(j) Adjusted basis as of 12/31/69	(k) Excess of col. (i) over col. (j), if any	
			-2,381
			-2,377
			-2,379
			-2,380
			-158,480
			-19,862
			-2,839
			-8,765
			-23,718
			-2,880

Form 990PF Part IV - Capital Gains and Losses for Tax on Investment Income - Columns a - d

List and describe the kind(s) of property sold (e.g., real estate, (a) 2-story brick warehouse; or common stock, 200 shs. MLC Co.)	(b) How acquired P—Purchase D—Donation	(c) Date acquired (mo., day, yr.)	(d) Date sold (mo., day, yr.)
. FED HOME LN MTG CORP PARTN CTFS		2002-05-20	2020-03-16
. FHLMC GOLD G06943 4% 03/01/42		2018-11-20	2020-03-16
. FHLMC GOLD G18082 11/01/20		2013-04-17	2020-03-16
. FED HOME LN MTG CORP PARTN CTFS		2006-07-14	2020-03-16
. FED HOME LN MTG CORP PARTN CTFS		2000-04-06	2020-03-16
. FHLMC GOLD Q21177 3.5% 08/01/43		2019-01-24	2020-03-16
. FEDERAL HOME LN MTG CORP MULTICLASS		2007-11-15	2020-03-16
. FREDDIE MAC			2020-03-16
. FEDL HOME LN MTG CP		2007-02-12	2020-03-16
. FEDERAL HOME LN MTG CORP MULTICLASS		2007-11-16	2020-03-16

Form 990PF Part IV - Capital Gains and Losses for Tax on Investment Income - Columns e - h

(e) Gross sales price	(f) Depreciation allowed (or allowable)	(g) Cost or other basis plus expense of sale	(h) Gain or (loss) (e) plus (f) minus (g)
3		3	
55		56	-1
125		133	-8
32		31	1
28		28	
7,065		7,059	6
61		63	-2
86		88	-2
114		117	-3
64		67	-3

Form 990PF Part IV - Capital Gains and Losses for Tax on Investment Income - Columns i - l

Complete only for assets showing gain in column (h) and owned by the foundation on 12/31/69			(l) Gains (Col. (h) gain minus col. (k), but not less than -0-) or Losses (from col.(h))
(i) F.M.V. as of 12/31/69	(j) Adjusted basis as of 12/31/69	(k) Excess of col. (i) over col. (j), if any	
			-1
			-8
			1
			6
			-2
			-2
			-3
			-3

Form 990PF Part IV - Capital Gains and Losses for Tax on Investment Income - Columns a - d

List and describe the kind(s) of property sold (e.g., real estate, (a) 2-story brick warehouse; or common stock, 200 shs. MLC Co.)	(b) How acquired P—Purchase D—Donation	(c) Date acquired (mo., day, yr.)	(d) Date sold (mo., day, yr.)
. FEDERAL HOME LN MTG CORP MULTICLASS		2007-08-03	2020-03-16
. FHLMC 1694 CL Z 6.5% 03/15/2024 DTD 03/01/1994		2015-01-22	2020-03-16
. FEDERAL HOME LN MTG CORP MULTICLASS		2003-05-22	2020-03-16
. FEDERAL HOME LN MTG CORP MULTICLASS			2020-03-16
. FHLMC 2673 CL QL 5.5% 09/15/2023 DTD 09/01/2003		2014-01-21	2020-03-16
. FHLMC 2693 CL MD 5.5% 10/15/2033 DTD 10/01/2003		2012-08-13	2020-03-16
. FHLMC REMIC		2009-05-20	2020-03-16
. FHLMC 3098 CL KG 5.5% 01/15/2036 DTD 01/01/2006		2011-12-07	2020-03-16
. FHLMC 3540 CL TB 5.0% 03/15/2039 DTD 06/01/2009		2010-09-16	2020-03-16
. FHLMC 3662 CL PJ 5.0% 04/15/2040 DTD 04/01/2010		2011-12-20	2020-03-16

Form 990PF Part IV - Capital Gains and Losses for Tax on Investment Income - Columns e - h

(e) Gross sales price	(f) Depreciation allowed (or allowable)	(g) Cost or other basis plus expense of sale	(h) Gain or (loss) (e) plus (f) minus (g)
73		74	-1
224		247	-23
35		39	-4
69		74	-5
119		129	-10
264		300	-36
17		18	-1
276		298	-22
6		6	
159		179	-20

Form 990PF Part IV - Capital Gains and Losses for Tax on Investment Income - Columns i - l

Complete only for assets showing gain in column (h) and owned by the foundation on 12/31/69			(l) Gains (Col. (h) gain minus col. (k), but not less than -0-) or Losses (from col.(h))
(i) F.M.V. as of 12/31/69	(j) Adjusted basis as of 12/31/69	(k) Excess of col. (i) over col. (j), if any	
			-1
			-23
			-4
			-5
			-10
			-36
			-1
			-22
			-20

Form 990PF Part IV - Capital Gains and Losses for Tax on Investment Income - Columns a - d

List and describe the kind(s) of property sold (e.g., real estate, (a) 2-story brick warehouse; or common stock, 200 shs. MLC Co.)	(b) How acquired P—Purchase D—Donation	(c) Date acquired (mo., day, yr.)	(d) Date sold (mo., day, yr.)
. GNMA 733778 5% 07/15/40		2013-01-23	2020-03-16
. GNMA GTD MTG PASS THRU CTF		1999-12-13	2020-03-16
. GNMA 2005-74 CL GD 5.0% 09/16/2035 DTD 09/01/2005		2011-12-13	2020-03-16
5000. BOEING CO SR NTS 2.8% 03/01/2027 DTD		2019-07-29	2020-03-17
. GNMA 2003-11 CL QC 5.5% 02/20/2033 DTD 02/01/2003		2019-06-28	2020-03-20
. GNMA 2003-11 CL QC 5.5% 02/20/2033 DTD 02/01/2003		2012-11-20	2020-03-20
. GNMA 2		2014-05-22	2020-03-20
. GNMA 2		2019-06-27	2020-03-20
. GNMA 2004-18 CL WD 5.5% 02/20/2034 DTD 03/01/2004		2017-04-28	2020-03-20
. GNMA 2004-80 CL PE 5.0% 07/20/2034 DTD 10/01/2004		2017-04-28	2020-03-20

Form 990PF Part IV - Capital Gains and Losses for Tax on Investment Income - Columns e - h

(e) Gross sales price	(f) Depreciation allowed (or allowable)	(g) Cost or other basis plus expense of sale	(h) Gain or (loss) (e) plus (f) minus (g)
19		20	-1
47		46	1
568		614	-46
4,389		5,004	-615
248		110	138
		164	-164
		215	-215
354		176	178
220		243	-23
474		525	-51

Form 990PF Part IV - Capital Gains and Losses for Tax on Investment Income - Columns i - l

Complete only for assets showing gain in column (h) and owned by the foundation on 12/31/69			(l) Gains (Col. (h) gain minus col. (k), but not less than -0-) or Losses (from col.(h))
(i) F.M.V. as of 12/31/69	(j) Adjusted basis as of 12/31/69	(k) Excess of col. (i) over col. (j), if any	
			-1
			1
			-46
			-615
			138
			-164
			-215
			178
			-23
			-51

Form 990PF Part IV - Capital Gains and Losses for Tax on Investment Income - Columns a - d			
List and describe the kind(s) of property sold (e.g., real estate, (a) 2-story brick warehouse; or common stock, 200 shs. MLC Co.)	(b) How acquired P—Purchase D—Donation	(c) Date acquired (mo., day, yr.)	(d) Date sold (mo., day, yr.)
. GNMA 2005-13 CL BE 5.0% 09/20/2034 DTD 02/01/2005			2020-03-20
. GNMA 2005-13 CL BE 5.0% 09/20/2034 DTD 02/01/2005		2015-08-21	2020-03-20
. GNMA 2007-24 CL KD 5.5% 11/20/2036 DTD 05/01/2007		2019-06-26	2020-03-20
. GNMA 2007-24 CL KD 5.5% 11/20/2036 DTD 05/01/2007		2011-12-19	2020-03-20
. GNMA 2007-44 CL PH 6.0% 07/20/2037 DTD 07/01/2007		2019-07-03	2020-03-20
. GNMA 2007-44 CL PH 6.0% 07/20/2037 DTD 07/01/2007		2014-01-07	2020-03-20
. BMW VEH OWNER TR 2016-A 2016-A CL A4 1.37% 12/27/2022 DTD 07/20/2016		2017-03-14	2020-03-25
. FEDERAL NATL MTG ASSN GTD REMIC PASS		2003-05-19	2020-03-25
. FEDERAL NATL MTG ASSN GTD REMIC PASS		2007-11-30	2020-03-25
. FANNIE MAE		2003-08-15	2020-03-25

Form 990PF Part IV - Capital Gains and Losses for Tax on Investment Income - Columns e - h

(e) Gross sales price	(f) Depreciation allowed (or allowable)	(g) Cost or other basis plus expense of sale	(h) Gain or (loss) (e) plus (f) minus (g)
704		315	389
		421	-421
1,156		874	282
		338	-338
111		13	98
		110	-110
2,105		2,046	59
89		97	-8
86		89	-3
		19	-19

Form 990PF Part IV - Capital Gains and Losses for Tax on Investment Income - Columns i - l

Complete only for assets showing gain in column (h) and owned by the foundation on 12/31/69			(l) Gains (Col. (h) gain minus col. (k), but not less than -0-) or Losses (from col.(h))
(i) F.M.V. as of 12/31/69	(j) Adjusted basis as of 12/31/69	(k) Excess of col. (i) over col. (j), if any	
			389
			-421
			282
			-338
			98
			-110
			59
			-8
			-3
			-19

Form 990PF Part IV - Capital Gains and Losses for Tax on Investment Income - Columns a - d

List and describe the kind(s) of property sold (e.g., real estate, (a) 2-story brick warehouse; or common stock, 200 shs. MLC Co.)	(b) How acquired P—Purchase D—Donation	(c) Date acquired (mo., day, yr.)	(d) Date sold (mo., day, yr.)
. FANNIE MAE		2019-09-24	2020-03-25
. FEDERAL NATIONAL MORTGAGE ASSN		2003-08-15	2020-03-25
. FNMA 254525 6.5% 10/01/22		2013-08-07	2020-03-25
. FEDERAL NATL MTG ASSN GTD MTG PASS		1998-08-10	2020-03-25
. FANNIE MAE		2003-10-09	2020-03-25
. FNMA AL5441 4.5% 09/01/41		2018-11-27	2020-03-25
. FNMA AL6576 VAR RATE 06/01/22		2015-05-21	2020-03-25
. FNMA AN2979 2.62% 11/01/26		2017-05-12	2020-03-25
. FANNIE MAE		2009-10-27	2020-03-25
. FNMA 2003-30 CL JQ 5.5% 04/25/2033 DTD 03/01/2003		2012-05-31	2020-03-25

Form 990PF Part IV - Capital Gains and Losses for Tax on Investment Income - Columns e - h

(e) Gross sales price	(f) Depreciation allowed (or allowable)	(g) Cost or other basis plus expense of sale	(h) Gain or (loss) (e) plus (f) minus (g)
23		5	18
6		6	
138		155	-17
2		2	
30		30	
611		634	-23
16		17	-1
74		73	1
44		46	-2
386		440	-54

Form 990PF Part IV - Capital Gains and Losses for Tax on Investment Income - Columns i - l

Complete only for assets showing gain in column (h) and owned by the foundation on 12/31/69			(l) Gains (Col. (h) gain minus col. (k), but not less than -0-) or Losses (from col.(h))
(i) F.M.V. as of 12/31/69	(j) Adjusted basis as of 12/31/69	(k) Excess of col. (i) over col. (j), if any	
			18
			-17
			-23
			-1
			1
			-2
			-54

Form 990PF Part IV - Capital Gains and Losses for Tax on Investment Income - Columns a - d

List and describe the kind(s) of property sold (e.g., real estate, (a) 2-story brick warehouse; or common stock, 200 shs. MLC Co.)	(b) How acquired P—Purchase D—Donation	(c) Date acquired (mo., day, yr.)	(d) Date sold (mo., day, yr.)
. FNMA 2007-72 CL DB 5.75% 07/25/2037 DTD 06/01/2007		2010-11-15	2020-03-25
. FEDERAL NATL MTG ASSN GTD MTG PASS		2008-03-20	2020-03-25
. FEDERAL NATL MTG ASSN GTD MTG PASS		2007-11-30	2020-03-25
. FANNIE MAE		2004-04-27	2020-03-25
. FEDERAL NATL MTG ASSN GTD MTG PASS		2005-06-14	2020-03-25
. FNMA 888104 5% 05/01/21		2013-05-22	2020-03-25
. FNMA 890358 6.5% 12/01/23		2012-07-25	2020-03-25
571. VANGUARD MID-CAP VIPERS		2018-06-18	2020-03-26
1634. VANGUARD MID-CAP VIPERS			2020-03-26
5000. NUTRIEN LTD SR NTS 4.875% 03/30/2020 DTD			2020-03-30

Form 990PF Part IV - Capital Gains and Losses for Tax on Investment Income - Columns e - h

(e) Gross sales price	(f) Depreciation allowed (or allowable)	(g) Cost or other basis plus expense of sale	(h) Gain or (loss) (e) plus (f) minus (g)
32		35	-3
20		20	
33		34	-1
28		28	
7		7	
13		14	-1
40		44	-4
75,133		92,423	-17,290
215,004		263,747	-48,743
5,000		5,354	-354

Form 990PF Part IV - Capital Gains and Losses for Tax on Investment Income - Columns i - l

Complete only for assets showing gain in column (h) and owned by the foundation on 12/31/69			(l) Gains (Col. (h) gain minus col. (k), but not less than -0-) or Losses (from col.(h))
(i) F.M.V. as of 12/31/69	(j) Adjusted basis as of 12/31/69	(k) Excess of col. (i) over col. (j), if any	
			-3
			-1
			-1
			-4
			-17,290
			-48,743
			-354



Form 990PF Part IV - Capital Gains and Losses for Tax on Investment Income - Columns a - d

List and describe the kind(s) of property sold (e.g., real estate, (a) 2-story brick warehouse; or common stock, 200 shs. MLC Co.)	(b) How acquired P—Purchase D—Donation	(c) Date acquired (mo., day, yr.)	(d) Date sold (mo., day, yr.)
5000. CANADIAN NATL RES SR NTS 3.9% 02/01/2025 DTD		2015-10-02	2020-03-31
18251.969 PRIMECAP ODYSSEY STOCK FUND		2018-02-12	2020-04-02
5808.018 PRIMECAP ODYSSEY STOCK FUND		2018-02-13	2020-04-02
5000. SVC PROPERTIES TR SR NTS 4.5% 06/15/2023 DTD		2018-01-17	2020-04-06
10000. OCCIDENTAL PETRLM COR SR NTS 3.2% 08/15/2026 DTD		2020-02-13	2020-04-07
6067.315 PRIMECAP ODYSSEY STOCK FUND			2020-04-09
20378.802 PRIMECAP ODYSSEY STOCK FUND		2018-02-12	2020-04-09
. FED HOME LN MTG CORP PARTN CTFS		2002-05-20	2020-04-15
. FHLMC GOLD G06943 4% 03/01/42		2018-11-20	2020-04-15
. FHLMC GOLD G18082 11/01/20		2013-04-17	2020-04-15

Form 990PF Part IV - Capital Gains and Losses for Tax on Investment Income - Columns e - h

(e) Gross sales price	(f) Depreciation allowed (or allowable)	(g) Cost or other basis plus expense of sale	(h) Gain or (loss) (e) plus (f) minus (g)
4,113		4,653	-540
453,014		580,960	-127,946
144,155		185,160	-41,005
3,500		5,197	-1,697
6,100		10,332	-4,232
165,213		190,302	-25,089
554,915		648,657	-93,742
3		3	
284		288	-4
123		132	-9

Form 990PF Part IV - Capital Gains and Losses for Tax on Investment Income - Columns i - l

Complete only for assets showing gain in column (h) and owned by the foundation on 12/31/69			(l) Gains (Col. (h) gain minus col. (k), but not less than -0-) or Losses (from col.(h))
(i) F.M.V. as of 12/31/69	(j) Adjusted basis as of 12/31/69	(k) Excess of col. (i) over col. (j), if any	
			-540
			-127,946
			-41,005
			-1,697
			-4,232
			-25,089
			-93,742
			-4
			-9

Form 990PF Part IV - Capital Gains and Losses for Tax on Investment Income - Columns a - d

List and describe the kind(s) of property sold (e.g., real estate, (a) 2-story brick warehouse; or common stock, 200 shs. MLC Co.)	(b) How acquired P—Purchase D—Donation	(c) Date acquired (mo., day, yr.)	(d) Date sold (mo., day, yr.)
. FED HOME LN MTG CORP PARTN CTFS		2006-07-14	2020-04-15
. FED HOME LN MTG CORP PARTN CTFS		2000-04-06	2020-04-15
. FHLMC GOLD Q21177 3.5% 08/01/43		2019-01-24	2020-04-15
. FEDERAL HOME LN MTG CORP MULTICLASS		2007-11-15	2020-04-15
. FREDDIE MAC			2020-04-15
. FEDL HOME LN MTG CP		2007-02-12	2020-04-15
. FEDERAL HOME LN MTG CORP MULTICLASS		2007-11-16	2020-04-15
. FEDERAL HOME LN MTG CORP MULTICLASS		2007-08-03	2020-04-15
. FHLMC 1694 CL Z 6.5% 03/15/2024 DTD 03/01/1994		2015-01-22	2020-04-15
. FEDERAL HOME LN MTG CORP MULTICLASS		2003-05-22	2020-04-15

Form 990PF Part IV - Capital Gains and Losses for Tax on Investment Income - Columns e - h

(e) Gross sales price	(f) Depreciation allowed (or allowable)	(g) Cost or other basis plus expense of sale	(h) Gain or (loss) (e) plus (f) minus (g)
26		26	
28		28	
150		150	
59		61	-2
67		69	-2
111		114	-3
62		65	-3
75		77	-2
180		199	-19
29		33	-4

Form 990PF Part IV - Capital Gains and Losses for Tax on Investment Income - Columns i - l

Complete only for assets showing gain in column (h) and owned by the foundation on 12/31/69			(l) Gains (Col. (h) gain minus col. (k), but not less than -0-) or Losses (from col.(h))
(i) F.M.V. as of 12/31/69	(j) Adjusted basis as of 12/31/69	(k) Excess of col. (i) over col. (j), if any	
			-2
			-2
			-3
			-3
			-2
			-19
			-4

Form 990PF Part IV - Capital Gains and Losses for Tax on Investment Income - Columns a - d			
List and describe the kind(s) of property sold (e.g., real estate, (a) 2-story brick warehouse; or common stock, 200 shs. MLC Co.)	(b) How acquired P—Purchase D—Donation	(c) Date acquired (mo., day, yr.)	(d) Date sold (mo., day, yr.)
. FEDERAL HOME LN MTG CORP MULTICLASS			2020-04-15
. FHLMC 2673 CL QL 5.5% 09/15/2023 DTD 09/01/2003		2014-01-21	2020-04-15
. FHLMC 2693 CL MD 5.5% 10/15/2033 DTD 10/01/2003		2012-08-13	2020-04-15
. FHLMC REMIC		2009-05-20	2020-04-15
. FHLMC 3098 CL KG 5.5% 01/15/2036 DTD 01/01/2006		2011-12-07	2020-04-15
. FHLMC 3540 CL TB 5.0% 03/15/2039 DTD 06/01/2009		2010-09-16	2020-04-15
. FHLMC 3662 CL PJ 5.0% 04/15/2040 DTD 04/01/2010		2011-12-20	2020-04-15
. GNMA 733778 5% 07/15/40		2013-01-23	2020-04-15
. GNMA GTD MTG PASS THRU CTF		1999-12-13	2020-04-15
25000. FHLMC REMIC		2009-05-20	2020-04-17

Form 990PF Part IV - Capital Gains and Losses for Tax on Investment Income - Columns e - h

(e) Gross sales price	(f) Depreciation allowed (or allowable)	(g) Cost or other basis plus expense of sale	(h) Gain or (loss) (e) plus (f) minus (g)
83		89	-6
143		156	-13
151		172	-21
1		2	-1
221		239	-18
6		6	
105		118	-13
192		210	-18
47		46	1

Form 990PF Part IV - Capital Gains and Losses for Tax on Investment Income - Columns i - l

Complete only for assets showing gain in column (h) and owned by the foundation on 12/31/69			(l) Gains (Col. (h) gain minus col. (k), but not less than -0-) or Losses (from col.(h))
(i) F.M.V. as of 12/31/69	(j) Adjusted basis as of 12/31/69	(k) Excess of col. (i) over col. (j), if any	
			-6
			-13
			-21
			-1
			-18
			-13
			-18
			1

Form 990PF Part IV - Capital Gains and Losses for Tax on Investment Income - Columns a - d

List and describe the kind(s) of property sold (e.g., real estate, (a) 2-story brick warehouse; or common stock, 200 shs. MLC Co.)	(b) How acquired P—Purchase D—Donation	(c) Date acquired (mo., day, yr.)	(d) Date sold (mo., day, yr.)
. GNMA 2003-11 CL QC 5.5% 02/20/2033 DTD 02/01/2003		2019-06-28	2020-04-20
. GNMA 2003-11 CL QC 5.5% 02/20/2033 DTD 02/01/2003		2012-11-20	2020-04-20
. GNMA 2		2019-06-27	2020-04-20
. GNMA 2		2014-05-22	2020-04-20
. GNMA 2004-18 CL WD 5.5% 02/20/2034 DTD 03/01/2004		2017-04-28	2020-04-20
. GNMA 2004-80 CL PE 5.0% 07/20/2034 DTD 10/01/2004		2017-04-28	2020-04-20
. GNMA 2005-13 CL BE 5.0% 09/20/2034 DTD 02/01/2005			2020-04-20
. GNMA 2005-13 CL BE 5.0% 09/20/2034 DTD 02/01/2005		2015-08-21	2020-04-20
. GNMA 2007-24 CL KD 5.5% 11/20/2036 DTD 05/01/2007		2019-06-26	2020-04-20
. GNMA 2007-24 CL KD 5.5% 11/20/2036 DTD 05/01/2007		2011-12-19	2020-04-20

Form 990PF Part IV - Capital Gains and Losses for Tax on Investment Income - Columns e - h

(e) Gross sales price	(f) Depreciation allowed (or allowable)	(g) Cost or other basis plus expense of sale	(h) Gain or (loss) (e) plus (f) minus (g)
211		94	117
		140	-140
450		224	226
		273	-273
179		197	-18
454		503	-49
601		269	332
		359	-359
1,361		1,029	332
		397	-397

Form 990PF Part IV - Capital Gains and Losses for Tax on Investment Income - Columns i - l

Complete only for assets showing gain in column (h) and owned by the foundation on 12/31/69			(l) Gains (Col. (h) gain minus col. (k), but not less than -0-) or Losses (from col.(h))
(i) F.M.V. as of 12/31/69	(j) Adjusted basis as of 12/31/69	(k) Excess of col. (i) over col. (j), if any	
			117
			-140
			226
			-273
			-18
			-49
			332
			-359
			332
			-397

**Form 990PF Part IV - Capital Gains and Losses for Tax on Investment Income - Columns a - d**

List and describe the kind(s) of property sold (e.g., real estate, (a) 2-story brick warehouse; or common stock, 200 shs. MLC Co.)	(b) How acquired P—Purchase D—Donation	(c) Date acquired (mo., day, yr.)	(d) Date sold (mo., day, yr.)
. GNMA 2007-44 CL PH 6.0% 07/20/2037 DTD 07/01/2007		2019-07-03	2020-04-20
. GNMA 2007-44 CL PH 6.0% 07/20/2037 DTD 07/01/2007		2014-01-07	2020-04-20
. GNMA 2005-74 CL GD 5.0% 09/16/2035 DTD 09/01/2005		2011-12-13	2020-04-21
2689.84 DODGE & COX INCOME FUND		2018-02-12	2020-04-24
5849.849 DODGE & COX INCOME FUND		2019-05-07	2020-04-24
18435.13 DOUBLELINE TTL RTRN BND-I			2020-04-24
22925.582 MTRPLTN WST TTL RTRN BND-PLN		2018-08-10	2020-04-24
1642. VANGUARD MID-CAP VIPERS			2020-04-24
. BMW VEH OWNER TR 2016-A 2016-A CL A4 1.37% 12/27/2022 DTD 07/20/2016		2017-03-14	2020-04-27
. FEDERAL NATL MTG ASSN GTD REMIC PASS		2003-05-19	2020-04-27

**Form 990PF Part IV - Capital Gains and Losses for Tax on Investment Income - Columns e - h**

(e) Gross sales price	(f) Depreciation allowed (or allowable)	(g) Cost or other basis plus expense of sale	(h) Gain or (loss) (e) plus (f) minus (g)
159		19	140
		158	-158
435		470	-35
38,169		36,609	1,560
83,009		80,318	2,691
194,122		199,267	-5,145
244,845		224,671	20,174
239,003		256,862	-17,859
1,984		1,928	56
121		132	-11

**Form 990PF Part IV - Capital Gains and Losses for Tax on Investment Income - Columns i - l**

Complete only for assets showing gain in column (h) and owned by the foundation on 12/31/69			(l) Gains (Col. (h) gain minus col. (k), but not less than -0-) or Losses (from col.(h))
(i) F.M.V. as of 12/31/69	(j) Adjusted basis as of 12/31/69	(k) Excess of col. (i) over col. (j), if any	
			140
			-158
			-35
			1,560
			2,691
			-5,145
			20,174
			-17,859
			56
			-11

Form 990PF Part IV - Capital Gains and Losses for Tax on Investment Income - Columns a - d

List and describe the kind(s) of property sold (e.g., real estate, (a) 2-story brick warehouse; or common stock, 200 shs. MLC Co.)	(b) How acquired P—Purchase D—Donation	(c) Date acquired (mo., day, yr.)	(d) Date sold (mo., day, yr.)
. FEDERAL NATL MTG ASSN GTD REMIC PASS		2007-11-30	2020-04-27
. FANNIE MAE		2003-08-15	2020-04-27
. FANNIE MAE		2019-09-24	2020-04-27
. FEDERAL NATIONAL MORTGAGE ASSN		2003-08-15	2020-04-27
. FNMA 254525 6.5% 10/01/22		2013-08-07	2020-04-27
. FEDERAL NATL MTG ASSN GTD MTG PASS		1998-08-10	2020-04-27
. FANNIE MAE		2003-10-09	2020-04-27
. FNMA AL5441 4.5% 09/01/41		2018-11-27	2020-04-27
. FNMA AL6576 VAR RATE 06/01/22		2015-05-21	2020-04-27
. FNMA AN2979 2.62% 11/01/26		2017-05-12	2020-04-27

Form 990PF Part IV - Capital Gains and Losses for Tax on Investment Income - Columns e - h

(e) Gross sales price	(f) Depreciation allowed (or allowable)	(g) Cost or other basis plus expense of sale	(h) Gain or (loss) (e) plus (f) minus (g)
78		80	-2
		26	-26
32		6	26
12		13	-1
222		249	-27
2		2	
29		29	
579		601	-22
1,265		1,304	-39
64		63	1

Form 990PF Part IV - Capital Gains and Losses for Tax on Investment Income - Columns i - l

Complete only for assets showing gain in column (h) and owned by the foundation on 12/31/69			(l) Gains (Col. (h) gain minus col. (k), but not less than -0-) or Losses (from col.(h))
(i) F.M.V. as of 12/31/69	(j) Adjusted basis as of 12/31/69	(k) Excess of col. (i) over col. (j), if any	
			-2
			-26
			26
			-1
			-27
			-22
			-39
			1

Form 990PF Part IV - Capital Gains and Losses for Tax on Investment Income - Columns a - d			
List and describe the kind(s) of property sold (e.g., real estate, (a) 2-story brick warehouse; or common stock, 200 shs. MLC Co.)	(b) How acquired P—Purchase D—Donation	(c) Date acquired (mo., day, yr.)	(d) Date sold (mo., day, yr.)
. FANNIE MAE		2009-10-27	2020-04-27
. FNMA 2003-30 CL JQ 5.5% 04/25/2033 DTD 03/01/2003		2012-05-31	2020-04-27
. FNMA 2007-72 CL DB 5.75% 07/25/2037 DTD 06/01/2007		2010-11-15	2020-04-27
. FEDERAL NATL MTG ASSN GTD MTG PASS		2008-03-20	2020-04-27
. FEDERAL NATL MTG ASSN GTD MTG PASS		2007-11-30	2020-04-27
. FANNIE MAE		2004-04-27	2020-04-27
. FEDERAL NATL MTG ASSN GTD MTG PASS		2005-06-14	2020-04-27
. FNMA 888104 5% 05/01/21		2013-05-22	2020-04-27
. FNMA 890358 6.5% 12/01/23		2012-07-25	2020-04-27
. FNMA 2005-48 CL TD 5.5% 06/25/2035 DTD 05/01/2005		2011-12-19	2020-05-04

Form 990PF Part IV - Capital Gains and Losses for Tax on Investment Income - Columns e - h

(e) Gross sales price	(f) Depreciation allowed (or allowable)	(g) Cost or other basis plus expense of sale	(h) Gain or (loss) (e) plus (f) minus (g)
33		34	-1
127		145	-18
31		34	-3
35		34	1
45		46	-1
29		29	
6		6	
9		9	
48		53	-5
396		444	-48

Form 990PF Part IV - Capital Gains and Losses for Tax on Investment Income - Columns i - l

Complete only for assets showing gain in column (h) and owned by the foundation on 12/31/69			(l) Gains (Col. (h) gain minus col. (k), but not less than -0-) or Losses (from col.(h))
(i) F.M.V. as of 12/31/69	(j) Adjusted basis as of 12/31/69	(k) Excess of col. (i) over col. (j), if any	
			-1
			-18
			-3
			1
			-1
			-5
			-48

Form 990PF Part IV - Capital Gains and Losses for Tax on Investment Income - Columns a - d

List and describe the kind(s) of property sold (e.g., real estate, (a) 2-story brick warehouse; or common stock, 200 shs. MLC Co.)	(b) How acquired P—Purchase D—Donation	(c) Date acquired (mo., day, yr.)	(d) Date sold (mo., day, yr.)
363. INVESCO QQQ TRUST SERIES 1		2019-07-16	2020-05-06
1094. INVESCO QQQ TRUST SERIES 1			2020-05-06
3795.697 DODGE & INTERNATIONAL STOCK FUND			2020-05-13
9302.936 DODGE & INTERNATIONAL STOCK FUND		2018-02-09	2020-05-13
. FED HOME LN MTG CORP PARTN CTFS		2002-05-20	2020-05-15
. FHLMC GOLD G06943 4% 03/01/42		2018-11-20	2020-05-15
. FHLMC GOLD G18082 11/01/20		2013-04-17	2020-05-15
. FED HOME LN MTG CORP PARTN CTFS		2006-07-14	2020-05-15
. FED HOME LN MTG CORP PARTN CTFS		2000-04-06	2020-05-15
. FHLMC GOLD Q21177 3.5% 08/01/43		2019-01-24	2020-05-15

Form 990PF Part IV - Capital Gains and Losses for Tax on Investment Income - Columns e - h

(e) Gross sales price	(f) Depreciation allowed (or allowable)	(g) Cost or other basis plus expense of sale	(h) Gain or (loss) (e) plus (f) minus (g)
79,763		70,272	9,491
240,388		219,042	21,346
118,957		159,044	-40,087
291,554		422,260	-130,706
3		3	
58		58	
120		128	-8
26		26	
28		28	
167		167	

Form 990PF Part IV - Capital Gains and Losses for Tax on Investment Income - Columns i - l

Complete only for assets showing gain in column (h) and owned by the foundation on 12/31/69			(l) Gains (Col. (h) gain minus col. (k), but not less than -0-) or Losses (from col.(h))
(i) F.M.V. as of 12/31/69	(j) Adjusted basis as of 12/31/69	(k) Excess of col. (i) over col. (j), if any	
			9,491
			21,346
			-40,087
			-130,706
			-8



Form 990PF Part IV - Capital Gains and Losses for Tax on Investment Income - Columns a - d

List and describe the kind(s) of property sold (e.g., real estate, (a) 2-story brick warehouse; or common stock, 200 shs. MLC Co.)	(b) How acquired P—Purchase D—Donation	(c) Date acquired (mo., day, yr.)	(d) Date sold (mo., day, yr.)
. FEDERAL HOME LN MTG CORP MULTICLASS		2007-11-15	2020-05-15
. FREDDIE MAC			2020-05-15
. FEDL HOME LN MTG CP		2007-02-12	2020-05-15
. FEDERAL HOME LN MTG CORP MULTICLASS		2007-11-16	2020-05-15
. FEDERAL HOME LN MTG CORP MULTICLASS		2007-08-03	2020-05-15
. FHLMC 1694 CL Z 6.5% 03/15/2024 DTD 03/01/1994		2015-01-22	2020-05-15
. FEDERAL HOME LN MTG CORP MULTICLASS		2003-05-22	2020-05-15
. FEDERAL HOME LN MTG CORP MULTICLASS			2020-05-15
. FHLMC 2673 CL QL 5.5% 09/15/2023 DTD 09/01/2003		2014-01-21	2020-05-15
. FHLMC 2693 CL MD 5.5% 10/15/2033 DTD 10/01/2003		2012-08-13	2020-05-15

Form 990PF Part IV - Capital Gains and Losses for Tax on Investment Income - Columns e - h

(e) Gross sales price	(f) Depreciation allowed (or allowable)	(g) Cost or other basis plus expense of sale	(h) Gain or (loss) (e) plus (f) minus (g)
57		60	-3
62		63	-1
103		106	-3
60		63	-3
86		87	-1
260		287	-27
28		32	-4
90		96	-6
128		139	-11
104		118	-14

Form 990PF Part IV - Capital Gains and Losses for Tax on Investment Income - Columns i - l

Complete only for assets showing gain in column (h) and owned by the foundation on 12/31/69			(l) Gains (Col. (h) gain minus col. (k), but not less than -0-) or Losses (from col.(h))
(i) F.M.V. as of 12/31/69	(j) Adjusted basis as of 12/31/69	(k) Excess of col. (i) over col. (j), if any	
			-3
			-1
			-3
			-3
			-1
			-27
			-4
			-6
			-11
			-14

Form 990PF Part IV - Capital Gains and Losses for Tax on Investment Income - Columns a - d

List and describe the kind(s) of property sold (e.g., real estate, (a) 2-story brick warehouse; or common stock, 200 shs. MLC Co.)	(b) How acquired P—Purchase D—Donation	(c) Date acquired (mo., day, yr.)	(d) Date sold (mo., day, yr.)
. FHLMC 3098 CL KG 5.5% 01/15/2036 DTD 01/01/2006		2011-12-07	2020-05-15
. FHLMC 3540 CL TB 5.0% 03/15/2039 DTD 06/01/2009		2010-09-16	2020-05-15
. FHLMC 3662 CL PJ 5.0% 04/15/2040 DTD 04/01/2010		2011-12-20	2020-05-15
. GNMA 733778 5% 07/15/40		2013-01-23	2020-05-15
. GNMA GTD MTG PASS THRU CTF		1999-12-13	2020-05-15
. GNMA 2005-74 CL GD 5.0% 09/16/2035 DTD 09/01/2005		2011-12-13	2020-05-18
5000. GEN ELEC CO NON-TRADEABLE ASSET		2015-01-27	2020-05-19
. GNMA 2003-11 CL QC 5.5% 02/20/2033 DTD 02/01/2003		2012-11-20	2020-05-20
. GNMA 2003-11 CL QC 5.5% 02/20/2033 DTD 02/01/2003		2019-06-28	2020-05-20
. GNMA 2		2014-05-22	2020-05-20

Form 990PF Part IV - Capital Gains and Losses for Tax on Investment Income - Columns e - h

(e) Gross sales price	(f) Depreciation allowed (or allowable)	(g) Cost or other basis plus expense of sale	(h) Gain or (loss) (e) plus (f) minus (g)
213		230	-17
5		6	-1
121		136	-15
138		151	-13
47		46	1
552		597	-45
5,125		5,638	-513
		123	-123
185		82	103
		258	-258

Form 990PF Part IV - Capital Gains and Losses for Tax on Investment Income - Columns i - l

Complete only for assets showing gain in column (h) and owned by the foundation on 12/31/69			(l) Gains (Col. (h) gain minus col. (k), but not less than -0-) or Losses (from col.(h))
(i) F.M.V. as of 12/31/69	(j) Adjusted basis as of 12/31/69	(k) Excess of col. (i) over col. (j), if any	
			-17
			-1
			-15
			-13
			1
			-45
			-513
			-123
			103
			-258

Form 990PF Part IV - Capital Gains and Losses for Tax on Investment Income - Columns a - d			
List and describe the kind(s) of property sold (e.g., real estate, (a) 2-story brick warehouse; or common stock, 200 shs. MLC Co.)	(b) How acquired P—Purchase D—Donation	(c) Date acquired (mo., day, yr.)	(d) Date sold (mo., day, yr.)
. GNMA 2		2019-06-27	2020-05-20
. GNMA 2004-18 CL WD 5.5% 02/20/2034 DTD 03/01/2004		2017-04-28	2020-05-20
. GNMA 2004-80 CL PE 5.0% 07/20/2034 DTD 10/01/2004		2017-04-28	2020-05-20
. GNMA 2005-13 CL BE 5.0% 09/20/2034 DTD 02/01/2005			2020-05-20
. GNMA 2005-13 CL BE 5.0% 09/20/2034 DTD 02/01/2005		2015-08-21	2020-05-20
. GNMA 2007-24 CL KD 5.5% 11/20/2036 DTD 05/01/2007		2011-12-19	2020-05-20
. GNMA 2007-24 CL KD 5.5% 11/20/2036 DTD 05/01/2007		2019-06-26	2020-05-20
. GNMA 2007-44 CL PH 6.0% 07/20/2037 DTD 07/01/2007		2014-01-07	2020-05-20
. GNMA 2007-44 CL PH 6.0% 07/20/2037 DTD 07/01/2007		2019-07-03	2020-05-20
. BMW VEH OWNER TR 2016-A 2016-A CL A4 1.37% 12/27/2022 DTD 07/20/2016		2017-03-14	2020-05-26

Form 990PF Part IV - Capital Gains and Losses for Tax on Investment Income - Columns e - h

(e) Gross sales price	(f) Depreciation allowed (or allowable)	(g) Cost or other basis plus expense of sale	(h) Gain or (loss) (e) plus (f) minus (g)
426		212	214
193		213	-20
454		503	-49
691		310	381
		413	-413
		475	-475
1,626		1,230	396
		130	-130
130		15	115
1,630		1,584	46

Form 990PF Part IV - Capital Gains and Losses for Tax on Investment Income - Columns i - l

Complete only for assets showing gain in column (h) and owned by the foundation on 12/31/69			(l) Gains (Col. (h) gain minus col. (k), but not less than -0-) or Losses (from col.(h))
(i) F.M.V. as of 12/31/69	(j) Adjusted basis as of 12/31/69	(k) Excess of col. (i) over col. (j), if any	
			214
			-20
			-49
			381
			-413
			-475
			396
			-130
			115
			46

Form 990PF Part IV - Capital Gains and Losses for Tax on Investment Income - Columns a - d

List and describe the kind(s) of property sold (e.g., real estate, (a) 2-story brick warehouse; or common stock, 200 shs. MLC Co.)	(b) How acquired P—Purchase D—Donation	(c) Date acquired (mo., day, yr.)	(d) Date sold (mo., day, yr.)
. FEDERAL NATL MTG ASSN GTD REMIC PASS		2003-05-19	2020-05-26
. FEDERAL NATL MTG ASSN GTD REMIC PASS		2007-11-30	2020-05-26
. FANNIE MAE		2019-09-24	2020-05-26
. FANNIE MAE		2003-08-15	2020-05-26
. FEDERAL NATIONAL MORTGAGE ASSN		2003-08-15	2020-05-26
. FNMA 254525 6.5% 10/01/22		2013-08-07	2020-05-26
. FEDERAL NATL MTG ASSN GTD MTG PASS		1998-08-10	2020-05-26
. FANNIE MAE		2003-10-09	2020-05-26
. FNMA AL5441 4.5% 09/01/41		2018-11-27	2020-05-26
. FNMA AL6576 VAR RATE 06/01/22		2015-05-21	2020-05-26

Form 990PF Part IV - Capital Gains and Losses for Tax on Investment Income - Columns e - h

(e) Gross sales price	(f) Depreciation allowed (or allowable)	(g) Cost or other basis plus expense of sale	(h) Gain or (loss) (e) plus (f) minus (g)
88		96	-8
54		56	-2
12		2	10
		10	-10
5		5	
304		342	-38
2		2	
32		32	
778		808	-30
13		14	-1

Form 990PF Part IV - Capital Gains and Losses for Tax on Investment Income - Columns i - l

Complete only for assets showing gain in column (h) and owned by the foundation on 12/31/69			(l) Gains (Col. (h) gain minus col. (k), but not less than -0-) or Losses (from col.(h))
(i) F.M.V. as of 12/31/69	(j) Adjusted basis as of 12/31/69	(k) Excess of col. (i) over col. (j), if any	
			-8
			-2
			10
			-10
			-38
			-30
			-1

**Form 990PF Part IV - Capital Gains and Losses for Tax on Investment Income - Columns a - d**

List and describe the kind(s) of property sold (e.g., real estate, (a) 2-story brick warehouse; or common stock, 200 shs. MLC Co.)	(b) How acquired P—Purchase D—Donation	(c) Date acquired (mo., day, yr.)	(d) Date sold (mo., day, yr.)
. FNMA AN2979 2.62% 11/01/26		2017-05-12	2020-05-26
. FANNIE MAE		2009-10-27	2020-05-26
. FNMA 2003-30 CL JQ 5.5% 04/25/2033 DTD 03/01/2003		2012-05-31	2020-05-26
. FNMA 2005-48 CL TD 5.5% 06/25/2035 DTD 05/01/2005		2011-12-19	2020-05-26
. FNMA 2007-72 CL DB 5.75% 07/25/2037 DTD 06/01/2007		2010-11-15	2020-05-26
. FEDERAL NATL MTG ASSN GTD MTG PASS		2008-03-20	2020-05-26
. FEDERAL NATL MTG ASSN GTD MTG PASS		2007-11-30	2020-05-26
. FANNIE MAE		2004-04-27	2020-05-26
. FEDERAL NATL MTG ASSN GTD MTG PASS		2005-06-14	2020-05-26
. FNMA 888104 5% 05/01/21		2013-05-22	2020-05-26

**Form 990PF Part IV - Capital Gains and Losses for Tax on Investment Income - Columns e - h**

(e) Gross sales price	(f) Depreciation allowed (or allowable)	(g) Cost or other basis plus expense of sale	(h) Gain or (loss) (e) plus (f) minus (g)
70		68	2
46		48	-2
449		512	-63
279		312	-33
34		37	-3
29		29	
54		57	-3
29		29	
45		46	-1
5		5	

**Form 990PF Part IV - Capital Gains and Losses for Tax on Investment Income - Columns i - l**

Complete only for assets showing gain in column (h) and owned by the foundation on 12/31/69			(l) Gains (Col. (h) gain minus col. (k), but not less than -0-) or Losses (from col.(h))
(i) F.M.V. as of 12/31/69	(j) Adjusted basis as of 12/31/69	(k) Excess of col. (i) over col. (j), if any	
			2
			-2
			-63
			-33
			-3
			-3
			-1

Form 990PF Part IV - Capital Gains and Losses for Tax on Investment Income - Columns a - d			
List and describe the kind(s) of property sold (e.g., real estate, (a) 2-story brick warehouse; or common stock, 200 shs. MLC Co.)	(b) How acquired P—Purchase D—Donation	(c) Date acquired (mo., day, yr.)	(d) Date sold (mo., day, yr.)
. FNMA 890358 6.5% 12/01/23		2012-07-25	2020-05-26
5402. ISHARES MSCI CHINA ETF			2020-05-26
1570. ISHARES MSCI CHINA ETF			2020-05-26
520. VANGUARD MID-CAP VIPERS			2020-05-26
4641.065 FIDELITY 500 INDEX-INST PRM			2020-05-27
533. INVESCO QQQ TRUST SERIES 1		2019-07-16	2020-05-27
107. INVESCO QQQ TRUST SERIES 1			2020-05-27
1357. ISHARES CORE MSCI EMERGING		2020-01-09	2020-05-27
1082. VANGUARD MID-CAP VIPERS		2018-02-12	2020-05-27
8036. ISHARES GOLD TRUST		2020-03-10	2020-06-09

Form 990PF Part IV - Capital Gains and Losses for Tax on Investment Income - Columns e - h

(e) Gross sales price	(f) Depreciation allowed (or allowable)	(g) Cost or other basis plus expense of sale	(h) Gain or (loss) (e) plus (f) minus (g)
34		38	-4
325,272		334,048	-8,776
94,535		100,817	-6,282
82,525		82,493	32
489,818		488,042	1,776
122,542		103,182	19,360
24,600		20,137	4,463
60,389		73,714	-13,325
172,358		164,843	7,515
131,475		127,109	4,366

Form 990PF Part IV - Capital Gains and Losses for Tax on Investment Income - Columns i - l

Complete only for assets showing gain in column (h) and owned by the foundation on 12/31/69			(l) Gains (Col. (h) gain minus col. (k), but not less than -0-) or Losses (from col.(h))
(i) F.M.V. as of 12/31/69	(j) Adjusted basis as of 12/31/69	(k) Excess of col. (i) over col. (j), if any	
			-4
			-8,776
			-6,282
			32
			1,776
			19,360
			4,463
			-13,325
			7,515
			4,366

Form 990PF Part IV - Capital Gains and Losses for Tax on Investment Income - Columns a - d

List and describe the kind(s) of property sold (e.g., real estate, (a) 2-story brick warehouse; or common stock, 200 shs. MLC Co.)	(b) How acquired P—Purchase D—Donation	(c) Date acquired (mo., day, yr.)	(d) Date sold (mo., day, yr.)
11282.149 VANGUARD TOT BD MKT IDX-ADM		2020-04-24	2020-06-09
16941.737 VANGUARD TOT BD MKT IDX-ADM		2020-05-06	2020-06-09
1237.568 FIDELITY 500 INDEX-INST PRM			2020-06-11
1214.827 FIDELITY 500 INDEX-INST PRM		2020-04-09	2020-06-11
1263.909 FIDELITY 500 INDEX-INST PRM		2018-01-03	2020-06-11
. FED HOME LN MTG CORP PARTN CTFS		2002-05-20	2020-06-15
. FHLMC GOLD G06943 4% 03/01/42		2018-11-20	2020-06-15
. FHLMC GOLD G18082 11/01/20		2013-04-17	2020-06-15
. FED HOME LN MTG CORP PARTN CTFS		2006-07-14	2020-06-15
. FED HOME LN MTG CORP PARTN CTFS		2000-04-06	2020-06-15

Form 990PF Part IV - Capital Gains and Losses for Tax on Investment Income - Columns e - h

(e) Gross sales price	(f) Depreciation allowed (or allowable)	(g) Cost or other basis plus expense of sale	(h) Gain or (loss) (e) plus (f) minus (g)
130,196		130,196	
195,508		194,152	1,356
129,264		133,786	-4,522
126,889		117,522	9,367
132,015		119,856	12,159
46		46	
189		192	-3
112		120	-8
25		24	1
29		28	1

Form 990PF Part IV - Capital Gains and Losses for Tax on Investment Income - Columns i - l

Complete only for assets showing gain in column (h) and owned by the foundation on 12/31/69			(l) Gains (Col. (h) gain minus col. (k), but not less than -0-) or Losses (from col.(h))
(i) F.M.V. as of 12/31/69	(j) Adjusted basis as of 12/31/69	(k) Excess of col. (i) over col. (j), if any	
			1,356
			-4,522
			9,367
			12,159
			-3
			-8
			1
			1

Form 990PF Part IV - Capital Gains and Losses for Tax on Investment Income - Columns a - d

List and describe the kind(s) of property sold (e.g., real estate, (a) 2-story brick warehouse; or common stock, 200 shs. MLC Co.)	(b) How acquired P—Purchase D—Donation	(c) Date acquired (mo., day, yr.)	(d) Date sold (mo., day, yr.)
. FHLMC GOLD Q21177 3.5% 08/01/43		2019-01-24	2020-06-15
. FEDERAL HOME LN MTG CORP MULTICLASS		2007-11-15	2020-06-15
. FREDDIE MAC			2020-06-15
. FEDL HOME LN MTG CP		2007-02-12	2020-06-15
. FEDERAL HOME LN MTG CORP MULTICLASS		2007-11-16	2020-06-15
. FEDERAL HOME LN MTG CORP MULTICLASS		2007-08-03	2020-06-15
. FHLMC 1694 CL Z 6.5% 03/15/2024 DTD 03/01/1994		2015-01-22	2020-06-15
. FEDERAL HOME LN MTG CORP MULTICLASS		2003-05-22	2020-06-15
. FEDERAL HOME LN MTG CORP MULTICLASS			2020-06-15
. FHLMC 2673 CL QL 5.5% 09/15/2023 DTD 09/01/2003		2014-01-21	2020-06-15

Form 990PF Part IV - Capital Gains and Losses for Tax on Investment Income - Columns e - h

(e) Gross sales price	(f) Depreciation allowed (or allowable)	(g) Cost or other basis plus expense of sale	(h) Gain or (loss) (e) plus (f) minus (g)
162		162	
56		58	-2
60		62	-2
96		98	-2
58		61	-3
61		62	-1
284		314	-30
38		43	-5
67		71	-4
161		175	-14

Form 990PF Part IV - Capital Gains and Losses for Tax on Investment Income - Columns i - l

Complete only for assets showing gain in column (h) and owned by the foundation on 12/31/69			(l) Gains (Col. (h) gain minus col. (k), but not less than -0-) or Losses (from col.(h))
(i) F.M.V. as of 12/31/69	(j) Adjusted basis as of 12/31/69	(k) Excess of col. (i) over col. (j), if any	
			-2
			-2
			-2
			-3
			-1
			-30
			-5
			-4
			-14



Form 990PF Part IV - Capital Gains and Losses for Tax on Investment Income - Columns a - d

List and describe the kind(s) of property sold (e.g., real estate, (a) 2-story brick warehouse; or common stock, 200 shs. MLC Co.)	(b) How acquired P—Purchase D—Donation	(c) Date acquired (mo., day, yr.)	(d) Date sold (mo., day, yr.)
. FHLMC 2693 CL MD 5.5% 10/15/2033 DTD 10/01/2003		2012-08-13	2020-06-15
. FHLMC 3098 CL KG 5.5% 01/15/2036 DTD 01/01/2006		2011-12-07	2020-06-15
. FHLMC 3540 CL TB 5.0% 03/15/2039 DTD 06/01/2009		2010-09-16	2020-06-15
. FHLMC 3662 CL PJ 5.0% 04/15/2040 DTD 04/01/2010		2011-12-20	2020-06-15
. GNMA 733778 5% 07/15/40		2013-01-23	2020-06-15
. GNMA GTD MTG PASS THRU CTF		1999-12-13	2020-06-15
. GNMA 2005-74 CL GD 5.0% 09/16/2035 DTD 09/01/2005		2011-12-13	2020-06-16
. GNMA 2003-11 CL QC 5.5% 02/20/2033 DTD 02/01/2003		2019-06-28	2020-06-22
. GNMA 2003-11 CL QC 5.5% 02/20/2033 DTD 02/01/2003		2012-11-20	2020-06-22
. GNMA 2		2019-06-27	2020-06-22

Form 990PF Part IV - Capital Gains and Losses for Tax on Investment Income - Columns e - h

(e) Gross sales price	(f) Depreciation allowed (or allowable)	(g) Cost or other basis plus expense of sale	(h) Gain or (loss) (e) plus (f) minus (g)
137		155	-18
178		192	-14
5		6	-1
203		229	-26
177		193	-16
47		47	
668		721	-53
485		216	269
		322	-322
436		217	219

Form 990PF Part IV - Capital Gains and Losses for Tax on Investment Income - Columns i - l

Complete only for assets showing gain in column (h) and owned by the foundation on 12/31/69			(l) Gains (Col. (h) gain minus col. (k), but not less than -0-) or Losses (from col.(h))
(i) F.M.V. as of 12/31/69	(j) Adjusted basis as of 12/31/69	(k) Excess of col. (i) over col. (j), if any	
			-18
			-14
			-1
			-26
			-16
			-53
			269
			-322
			219

Form 990PF Part IV - Capital Gains and Losses for Tax on Investment Income - Columns a - d

List and describe the kind(s) of property sold (e.g., real estate, (a) 2-story brick warehouse; or common stock, 200 shs. MLC Co.)	(b) How acquired P—Purchase D—Donation	(c) Date acquired (mo., day, yr.)	(d) Date sold (mo., day, yr.)
. GNMA 2		2014-05-22	2020-06-22
. GNMA 2004-18 CL WD 5.5% 02/20/2034 DTD 03/01/2004		2017-04-28	2020-06-22
. GNMA 2004-80 CL PE 5.0% 07/20/2034 DTD 10/01/2004		2017-04-28	2020-06-22
. GNMA 2005-13 CL BE 5.0% 09/20/2034 DTD 02/01/2005		2015-08-21	2020-06-22
. GNMA 2005-13 CL BE 5.0% 09/20/2034 DTD 02/01/2005			2020-06-22
. GNMA 2007-24 CL KD 5.5% 11/20/2036 DTD 05/01/2007		2019-06-26	2020-06-22
. GNMA 2007-24 CL KD 5.5% 11/20/2036 DTD 05/01/2007		2011-12-19	2020-06-22
. GNMA 2007-44 CL PH 6.0% 07/20/2037 DTD 07/01/2007		2019-07-03	2020-06-22
. GNMA 2007-44 CL PH 6.0% 07/20/2037 DTD 07/01/2007		2014-01-07	2020-06-22
5000. PRUDENTIAL FINL INC SR NTS MTN 5.375% 06/21/2020 DTD		2014-08-21	2020-06-22

Form 990PF Part IV - Capital Gains and Losses for Tax on Investment Income - Columns e - h

(e) Gross sales price	(f) Depreciation allowed (or allowable)	(g) Cost or other basis plus expense of sale	(h) Gain or (loss) (e) plus (f) minus (g)
		264	-264
200		221	-21
581		644	-63
		476	-476
796		357	439
1,906		1,441	465
		556	-556
194		23	171
		192	-192
5,000		5,738	-738

Form 990PF Part IV - Capital Gains and Losses for Tax on Investment Income - Columns i - l

Complete only for assets showing gain in column (h) and owned by the foundation on 12/31/69			(l) Gains (Col. (h) gain minus col. (k), but not less than -0-) or Losses (from col.(h))
(i) F.M.V. as of 12/31/69	(j) Adjusted basis as of 12/31/69	(k) Excess of col. (i) over col. (j), if any	
			-264
			-21
			-63
			-476
			439
			465
			-556
			171
			-192
			-738

**Form 990PF Part IV - Capital Gains and Losses for Tax on Investment Income - Columns a - d**

List and describe the kind(s) of property sold (e.g., real estate, (a) 2-story brick warehouse; or common stock, 200 shs. MLC Co.)	(b) How acquired P—Purchase D—Donation	(c) Date acquired (mo., day, yr.)	(d) Date sold (mo., day, yr.)
25000. BMW VEH OWNER TR 2016-A 2016-A CL A4 1.37% 12/27/2022 DTD 07/20		2017-03-14	2020-06-25
. FEDERAL NATL MTG ASSN GTD REMIC PASS		2003-05-19	2020-06-25
. FEDERAL NATL MTG ASSN GTD REMIC PASS		2007-11-30	2020-06-25
. FANNIE MAE		2003-08-15	2020-06-25
. FANNIE MAE		2019-09-24	2020-06-25
. FEDERAL NATIONAL MORTGAGE ASSN		2003-08-15	2020-06-25
. FNMA 254525 6.5% 10/01/22		2013-08-07	2020-06-25
. FEDERAL NATL MTG ASSN GTD MTG PASS		1998-08-10	2020-06-25
. FANNIE MAE		2003-10-09	2020-06-25
. FNMA AL5441 4.5% 09/01/41		2018-11-27	2020-06-25

**Form 990PF Part IV - Capital Gains and Losses for Tax on Investment Income - Columns e - h**

(e) Gross sales price	(f) Depreciation allowed (or allowable)	(g) Cost or other basis plus expense of sale	(h) Gain or (loss) (e) plus (f) minus (g)
8,034		7,808	226
93		102	-9
56		57	-1
		28	-28
34		7	27
14		14	
130		146	-16
2		2	
25		25	
700		726	-26

**Form 990PF Part IV - Capital Gains and Losses for Tax on Investment Income - Columns i - l**

Complete only for assets showing gain in column (h) and owned by the foundation on 12/31/69			(l) Gains (Col. (h) gain minus col. (k), but not less than -0-) or Losses (from col.(h))
(i) F.M.V. as of 12/31/69	(j) Adjusted basis as of 12/31/69	(k) Excess of col. (i) over col. (j), if any	
			226
			-9
			-1
			-28
			27
			-16
			-26

Form 990PF Part IV - Capital Gains and Losses for Tax on Investment Income - Columns a - d

List and describe the kind(s) of property sold (e.g., real estate, (a) 2-story brick warehouse; or common stock, 200 shs. MLC Co.)	(b) How acquired P—Purchase D—Donation	(c) Date acquired (mo., day, yr.)	(d) Date sold (mo., day, yr.)
. FNMA AL6576 VAR RATE 06/01/22		2015-05-21	2020-06-25
. FNMA AN2979 2.62% 11/01/26		2017-05-12	2020-06-25
. FANNIE MAE		2009-10-27	2020-06-25
. FNMA 2003-30 CL JQ 5.5% 04/25/2033 DTD 03/01/2003		2012-05-31	2020-06-25
. FNMA 2005-48 CL TD 5.5% 06/25/2035 DTD 05/01/2005		2011-12-19	2020-06-25
. FNMA 2007-72 CL DB 5.75% 07/25/2037 DTD 06/01/2007		2010-11-15	2020-06-25
. FEDERAL NATL MTG ASSN GTD MTG PASS		2008-03-20	2020-06-25
. FEDERAL NATL MTG ASSN GTD MTG PASS		2007-11-30	2020-06-25
. FANNIE MAE		2004-04-27	2020-06-25
. FEDERAL NATL MTG ASSN GTD MTG PASS		2005-06-14	2020-06-25

Form 990PF Part IV - Capital Gains and Losses for Tax on Investment Income - Columns e - h

(e) Gross sales price	(f) Depreciation allowed (or allowable)	(g) Cost or other basis plus expense of sale	(h) Gain or (loss) (e) plus (f) minus (g)
12		13	-1
65		64	1
48		50	-2
135		154	-19
415		465	-50
46		50	-4
20		20	
32		33	-1
29		29	
7		7	

Form 990PF Part IV - Capital Gains and Losses for Tax on Investment Income - Columns i - l

Complete only for assets showing gain in column (h) and owned by the foundation on 12/31/69			(l) Gains (Col. (h) gain minus col. (k), but not less than -0-) or Losses (from col.(h))
(i) F.M.V. as of 12/31/69	(j) Adjusted basis as of 12/31/69	(k) Excess of col. (i) over col. (j), if any	
			-1
			1
			-2
			-19
			-50
			-4
			-1

Form 990PF Part IV - Capital Gains and Losses for Tax on Investment Income - Columns a - d

List and describe the kind(s) of property sold (e.g., real estate, (a) 2-story brick warehouse; or common stock, 200 shs. MLC Co.)	(b) How acquired P—Purchase D—Donation	(c) Date acquired (mo., day, yr.)	(d) Date sold (mo., day, yr.)
. FNMA 888104 5% 05/01/21		2013-05-22	2020-06-25
. FNMA 890358 6.5% 12/01/23		2012-07-25	2020-06-25
757. VANGUARD MID-CAP VIPERS		2018-02-12	2020-07-09
3279. VANGUARD MID-CAP VIPERS			2020-07-09
. FED HOME LN MTG CORP PARTN CTFS		2002-05-20	2020-07-15
. FHLMC GOLD G06943 4% 03/01/42		2018-11-20	2020-07-15
. FHLMC GOLD G18082 11/01/20		2013-04-17	2020-07-15
. FED HOME LN MTG CORP PARTN CTFS		2006-07-14	2020-07-15
. FED HOME LN MTG CORP PARTN CTFS		2000-04-06	2020-07-15
. FHLMC GOLD Q21177 3.5% 08/01/43		2019-01-24	2020-07-15

Form 990PF Part IV - Capital Gains and Losses for Tax on Investment Income - Columns e - h

(e) Gross sales price	(f) Depreciation allowed (or allowable)	(g) Cost or other basis plus expense of sale	(h) Gain or (loss) (e) plus (f) minus (g)
3		3	
35		38	-3
124,899		115,329	9,570
541,009		491,886	49,123
2		2	
354		358	-4
102		109	-7
24		24	
29		29	
164		164	

Form 990PF Part IV - Capital Gains and Losses for Tax on Investment Income - Columns i - l

Complete only for assets showing gain in column (h) and owned by the foundation on 12/31/69			(l) Gains (Col. (h) gain minus col. (k), but not less than -0-) or Losses (from col.(h))
(i) F.M.V. as of 12/31/69	(j) Adjusted basis as of 12/31/69	(k) Excess of col. (i) over col. (j), if any	
			-3
			9,570
			49,123
			-4
			-7

Form 990PF Part IV - Capital Gains and Losses for Tax on Investment Income - Columns a - d

List and describe the kind(s) of property sold (e.g., real estate, (a) 2-story brick warehouse; or common stock, 200 shs. MLC Co.)	(b) How acquired P—Purchase D—Donation	(c) Date acquired (mo., day, yr.)	(d) Date sold (mo., day, yr.)
. FREDDIE MAC			2020-07-15
. FEDL HOME LN MTG CP		2007-02-12	2020-07-15
. FEDERAL HOME LN MTG CORP MULTICLASS		2007-11-16	2020-07-15
. FEDERAL HOME LN MTG CORP MULTICLASS		2003-05-22	2020-07-15
. FHLMC 2693 CL MD 5.5% 10/15/2033 DTD 10/01/2003		2012-08-13	2020-07-15
. FHLMC 3098 CL KG 5.5% 01/15/2036 DTD 01/01/2006		2011-12-07	2020-07-15
. FHLMC 3540 CL TB 5.0% 03/15/2039 DTD 06/01/2009		2010-09-16	2020-07-15
. FHLMC 3662 CL PJ 5.0% 04/15/2040 DTD 04/01/2010		2011-12-20	2020-07-15
. GNMA 733778 5% 07/15/40		2013-01-23	2020-07-15
. GNMA GTD MTG PASS THRU CTF		1999-12-13	2020-07-15

Form 990PF Part IV - Capital Gains and Losses for Tax on Investment Income - Columns e - h

(e) Gross sales price	(f) Depreciation allowed (or allowable)	(g) Cost or other basis plus expense of sale	(h) Gain or (loss) (e) plus (f) minus (g)
73		74	-1
67		68	-1
57		59	-2
35		40	-5
138		157	-19
155		168	-13
5		6	-1
194		218	-24
108		117	-9
48		47	1

Form 990PF Part IV - Capital Gains and Losses for Tax on Investment Income - Columns i - l

Complete only for assets showing gain in column (h) and owned by the foundation on 12/31/69			(l) Gains (Col. (h) gain minus col. (k), but not less than -0-) or Losses (from col.(h))
(i) F.M.V. as of 12/31/69	(j) Adjusted basis as of 12/31/69	(k) Excess of col. (i) over col. (j), if any	
			-1
			-1
			-2
			-5
			-19
			-13
			-1
			-24
			-9
			1

Form 990PF Part IV - Capital Gains and Losses for Tax on Investment Income - Columns a - d

List and describe the kind(s) of property sold (e.g., real estate, (a) 2-story brick warehouse; or common stock, 200 shs. MLC Co.)	(b) How acquired P—Purchase D—Donation	(c) Date acquired (mo., day, yr.)	(d) Date sold (mo., day, yr.)
. GNMA 2005-74 CL GD 5.0% 09/16/2035 DTD 09/01/2005		2011-12-13	2020-07-16
. FEDERAL HOME LN MTG CORP MULTICLASS		2007-11-15	2020-07-17
. FEDERAL HOME LN MTG CORP MULTICLASS		2007-08-03	2020-07-17
. FHLMC 1694 CL Z 6.5% 03/15/2024 DTD 03/01/1994		2015-01-22	2020-07-17
. FEDERAL HOME LN MTG CORP MULTICLASS			2020-07-17
. FHLMC 2673 CL QL 5.5% 09/15/2023 DTD 09/01/2003		2014-01-21	2020-07-17
. GNMA 2003-11 CL QC 5.5% 02/20/2033 DTD 02/01/2003			2020-07-20
. GNMA 2			2020-07-20
. GNMA 2004-18 CL WD 5.5% 02/20/2034 DTD 03/01/2004		2017-04-28	2020-07-20
. GNMA 2004-80 CL PE 5.0% 07/20/2034 DTD 10/01/2004		2017-04-28	2020-07-20

Form 990PF Part IV - Capital Gains and Losses for Tax on Investment Income - Columns e - h

(e) Gross sales price	(f) Depreciation allowed (or allowable)	(g) Cost or other basis plus expense of sale	(h) Gain or (loss) (e) plus (f) minus (g)
1,394		1,505	-111
54		56	-2
66		67	-1
179		197	-18
194		207	-13
131		142	-11
525		582	-57
893		985	-92
475		523	-48
1,302		1,442	-140

Form 990PF Part IV - Capital Gains and Losses for Tax on Investment Income - Columns i - l

Complete only for assets showing gain in column (h) and owned by the foundation on 12/31/69			(l) Gains (Col. (h) gain minus col. (k), but not less than -0-) or Losses (from col.(h))
(i) F.M.V. as of 12/31/69	(j) Adjusted basis as of 12/31/69	(k) Excess of col. (i) over col. (j), if any	
			-111
			-2
			-1
			-18
			-13
			-11
			-57
			-92
			-48
			-140

Form 990PF Part IV - Capital Gains and Losses for Tax on Investment Income - Columns a - d

List and describe the kind(s) of property sold (e.g., real estate, (a) 2-story brick warehouse; or common stock, 200 shs. MLC Co.)	(b) How acquired P—Purchase D—Donation	(c) Date acquired (mo., day, yr.)	(d) Date sold (mo., day, yr.)
. GNMA 2005-13 CL BE 5.0% 09/20/2034 DTD 02/01/2005			2020-07-20
. GNMA 2005-13 CL BE 5.0% 09/20/2034 DTD 02/01/2005		2015-08-21	2020-07-20
. GNMA 2007-24 CL KD 5.5% 11/20/2036 DTD 05/01/2007			2020-07-20
. GNMA 2007-44 CL PH 6.0% 07/20/2037 DTD 07/01/2007			2020-07-20
100000. GNMA 2007-24 CL KD 5.5% 11/20/2036 DTD 05/01/2007			2020-07-23
. FEDERAL NATL MTG ASSN GTD REMIC PASS		2003-05-19	2020-07-27
. FEDERAL NATL MTG ASSN GTD REMIC PASS		2007-11-30	2020-07-27
. FANNIE MAE		2019-09-24	2020-07-27
. FANNIE MAE		2003-08-15	2020-07-27
. FEDERAL NATIONAL MORTGAGE ASSN		2003-08-15	2020-07-27

Form 990PF Part IV - Capital Gains and Losses for Tax on Investment Income - Columns e - h

(e) Gross sales price	(f) Depreciation allowed (or allowable)	(g) Cost or other basis plus expense of sale	(h) Gain or (loss) (e) plus (f) minus (g)
1,901		852	1,049
		1,137	-1,137
2,136		2,238	-102
377		418	-41
126		138	-12
72		74	-2
24		5	19
		20	-20
42		43	-1

Form 990PF Part IV - Capital Gains and Losses for Tax on Investment Income - Columns i - l

Complete only for assets showing gain in column (h) and owned by the foundation on 12/31/69			(l) Gains (Col. (h) gain minus col. (k), but not less than -0-) or Losses (from col.(h))
(i) F.M.V. as of 12/31/69	(j) Adjusted basis as of 12/31/69	(k) Excess of col. (i) over col. (j), if any	
			1,049
			-1,137
			-102
			-41
			-12
			-2
			19
			-20
			-1



Form 990PF Part IV - Capital Gains and Losses for Tax on Investment Income - Columns a - d			
List and describe the kind(s) of property sold (e.g., real estate, (a) 2-story brick warehouse; or common stock, 200 shs. MLC Co.)	(b) How acquired P—Purchase D—Donation	(c) Date acquired (mo., day, yr.)	(d) Date sold (mo., day, yr.)
. FNMA 254525 6.5% 10/01/22		2013-08-07	2020-07-27
. FEDERAL NATL MTG ASSN GTD MTG PASS		1998-08-10	2020-07-27
. FANNIE MAE		2003-10-09	2020-07-27
. FNMA AL5441 4.5% 09/01/41		2018-11-27	2020-07-27
. FNMA AL6576 VAR RATE 06/01/22		2015-05-21	2020-07-27
. FNMA AN2979 2.62% 11/01/26		2017-05-12	2020-07-27
. FANNIE MAE		2009-10-27	2020-07-27
. FNMA 2003-30 CL JQ 5.5% 04/25/2033 DTD 03/01/2003		2012-05-31	2020-07-27
. FNMA 2005-48 CL TD 5.5% 06/25/2035 DTD 05/01/2005		2011-12-19	2020-07-27
. FNMA 2007-72 CL DB 5.75% 07/25/2037 DTD 06/01/2007		2010-11-15	2020-07-27

Form 990PF Part IV - Capital Gains and Losses for Tax on Investment Income - Columns e - h

(e) Gross sales price	(f) Depreciation allowed (or allowable)	(g) Cost or other basis plus expense of sale	(h) Gain or (loss) (e) plus (f) minus (g)
232		261	-29
2		2	
33		34	-1
879		912	-33
13		14	-1
70		69	1
42		44	-2
90		103	-13
382		428	-46
45		50	-5

Form 990PF Part IV - Capital Gains and Losses for Tax on Investment Income - Columns i - l

Complete only for assets showing gain in column (h) and owned by the foundation on 12/31/69			(l) Gains (Col. (h) gain minus col. (k), but not less than -0-) or Losses (from col.(h))
(i) F.M.V. as of 12/31/69	(j) Adjusted basis as of 12/31/69	(k) Excess of col. (i) over col. (j), if any	
			-29
			-1
			-33
			-1
			1
			-2
			-13
			-46
			-5

Form 990PF Part IV - Capital Gains and Losses for Tax on Investment Income - Columns a - d

List and describe the kind(s) of property sold (e.g., real estate, (a) 2-story brick warehouse; or common stock, 200 shs. MLC Co.)	(b) How acquired P—Purchase D—Donation	(c) Date acquired (mo., day, yr.)	(d) Date sold (mo., day, yr.)
. FEDERAL NATL MTG ASSN GTD MTG PASS		2008-03-20	2020-07-27
. FEDERAL NATL MTG ASSN GTD MTG PASS		2007-11-30	2020-07-27
. FANNIE MAE		2004-04-27	2020-07-27
. FEDERAL NATL MTG ASSN GTD MTG PASS		2005-06-14	2020-07-27
. FNMA 888104 5% 05/01/21		2013-05-22	2020-07-27
. FNMA 890358 6.5% 12/01/23		2012-07-25	2020-07-27
5000. AT&T INC 3.800% 03/01/2024 DTD 02/09/2017		2020-02-13	2020-08-05
11219.573 DODGE & INTERNATIONAL STOCK FUND			2020-08-10
3539.062 DODGE & INTERNATIONAL STOCK FUND		2016-10-12	2020-08-10
. FED HOME LN MTG CORP PARTN CTFS		2002-05-20	2020-08-17

Form 990PF Part IV - Capital Gains and Losses for Tax on Investment Income - Columns e - h

(e) Gross sales price	(f) Depreciation allowed (or allowable)	(g) Cost or other basis plus expense of sale	(h) Gain or (loss) (e) plus (f) minus (g)
34		33	1
48		50	-2
29		29	
7		7	
1		1	
36		40	-4
5,561		5,342	219
414,339		441,862	-27,523
130,698		133,670	-2,972
3		3	

Form 990PF Part IV - Capital Gains and Losses for Tax on Investment Income - Columns i - l

Complete only for assets showing gain in column (h) and owned by the foundation on 12/31/69			(l) Gains (Col. (h) gain minus col. (k), but not less than -0-) or Losses (from col.(h))
(i) F.M.V. as of 12/31/69	(j) Adjusted basis as of 12/31/69	(k) Excess of col. (i) over col. (j), if any	
			1
			-2
			-4
			219
			-27,523
			-2,972

**Form 990PF Part IV - Capital Gains and Losses for Tax on Investment Income - Columns a - d**

List and describe the kind(s) of property sold (e.g., real estate, (a) 2-story brick warehouse; or common stock, 200 shs. MLC Co.)	(b) How acquired P—Purchase D—Donation	(c) Date acquired (mo., day, yr.)	(d) Date sold (mo., day, yr.)
. FHLMC GOLD G06943 4% 03/01/42		2018-11-20	2020-08-17
. FHLMC GOLD G18082 11/01/20		2013-04-17	2020-08-17
. FED HOME LN MTG CORP PARTN CTFS		2006-07-14	2020-08-17
. FED HOME LN MTG CORP PARTN CTFS		2000-04-06	2020-08-17
. FHLMC GOLD Q21177 3.5% 08/01/43		2019-01-24	2020-08-17
. FEDERAL HOME LN MTG CORP MULTICLASS		2007-11-15	2020-08-17
. FREDDIE MAC			2020-08-17
. FEDL HOME LN MTG CP		2007-02-12	2020-08-17
. FEDERAL HOME LN MTG CORP MULTICLASS		2007-11-16	2020-08-17
. FEDERAL HOME LN MTG CORP MULTICLASS		2007-08-03	2020-08-17

**Form 990PF Part IV - Capital Gains and Losses for Tax on Investment Income - Columns e - h**

(e) Gross sales price	(f) Depreciation allowed (or allowable)	(g) Cost or other basis plus expense of sale	(h) Gain or (loss) (e) plus (f) minus (g)
229		232	-3
89		96	-7
40		40	
29		29	
136		136	
52		54	-2
59		60	-1
70		72	-2
55		57	-2
78		79	-1

**Form 990PF Part IV - Capital Gains and Losses for Tax on Investment Income - Columns i - l**

Complete only for assets showing gain in column (h) and owned by the foundation on 12/31/69			(l) Gains (Col. (h) gain minus col. (k), but not less than -0-) or Losses (from col.(h))
(i) F.M.V. as of 12/31/69	(j) Adjusted basis as of 12/31/69	(k) Excess of col. (i) over col. (j), if any	
			-3
			-7
			-2
			-1
			-2
			-2
			-1

Form 990PF Part IV - Capital Gains and Losses for Tax on Investment Income - Columns a - d

List and describe the kind(s) of property sold (e.g., real estate, (a) 2-story brick warehouse; or common stock, 200 shs. MLC Co.)	(b) How acquired P—Purchase D—Donation	(c) Date acquired (mo., day, yr.)	(d) Date sold (mo., day, yr.)
. FHLMC 1694 CL Z 6.5% 03/15/2024 DTD 03/01/1994		2015-01-22	2020-08-17
. FEDERAL HOME LN MTG CORP MULTICLASS		2003-05-22	2020-08-17
. FEDERAL HOME LN MTG CORP MULTICLASS			2020-08-17
. FHLMC 2673 CL QL 5.5% 09/15/2023 DTD 09/01/2003		2014-01-21	2020-08-17
. FHLMC 2693 CL MD 5.5% 10/15/2033 DTD 10/01/2003		2012-08-13	2020-08-17
. FHLMC 3098 CL KG 5.5% 01/15/2036 DTD 01/01/2006		2011-12-07	2020-08-17
. FHLMC 3540 CL TB 5.0% 03/15/2039 DTD 06/01/2009		2010-09-16	2020-08-17
. FHLMC 3662 CL PJ 5.0% 04/15/2040 DTD 04/01/2010		2011-12-20	2020-08-17
. GNMA 733778 5% 07/15/40		2013-01-23	2020-08-17
. GNMA GTD MTG PASS THRU CTF		1999-12-13	2020-08-17

Form 990PF Part IV - Capital Gains and Losses for Tax on Investment Income - Columns e - h

(e) Gross sales price	(f) Depreciation allowed (or allowable)	(g) Cost or other basis plus expense of sale	(h) Gain or (loss) (e) plus (f) minus (g)
274		303	-29
32		37	-5
67		71	-4
141		153	-12
121		137	-16
61		66	-5
5		6	-1
142		160	-18
171		186	-15
48		47	1

Form 990PF Part IV - Capital Gains and Losses for Tax on Investment Income - Columns i - l

Complete only for assets showing gain in column (h) and owned by the foundation on 12/31/69			(l) Gains (Col. (h) gain minus col. (k), but not less than -0-) or Losses (from col.(h))
(i) F.M.V. as of 12/31/69	(j) Adjusted basis as of 12/31/69	(k) Excess of col. (i) over col. (j), if any	
			-29
			-5
			-4
			-12
			-16
			-5
			-1
			-18
			-15
			1

Form 990PF Part IV - Capital Gains and Losses for Tax on Investment Income - Columns a - d

List and describe the kind(s) of property sold (e.g., real estate, (a) 2-story brick warehouse; or common stock, 200 shs. MLC Co.)	(b) How acquired P—Purchase D—Donation	(c) Date acquired (mo., day, yr.)	(d) Date sold (mo., day, yr.)
. GNMA 2005-74 CL GD 5.0% 09/16/2035 DTD 09/01/2005		2011-12-13	2020-08-17
. GNMA 2003-11 CL QC 5.5% 02/20/2033 DTD 02/01/2003			2020-08-20
. GNMA 2			2020-08-20
. GNMA 2004-18 CL WD 5.5% 02/20/2034 DTD 03/01/2004		2017-04-28	2020-08-20
. GNMA 2004-80 CL PE 5.0% 07/20/2034 DTD 10/01/2004		2017-04-28	2020-08-20
. GNMA 2005-13 CL BE 5.0% 09/20/2034 DTD 02/01/2005		2015-08-21	2020-08-20
. GNMA 2005-13 CL BE 5.0% 09/20/2034 DTD 02/01/2005			2020-08-20
. GNMA 2007-44 CL PH 6.0% 07/20/2037 DTD 07/01/2007			2020-08-20
5000. HSBC HOLDINGS PLC NON-TRADEABLE ASSET		2013-02-08	2020-08-21
. FEDERAL NATL MTG ASSN GTD REMIC PASS		2003-05-19	2020-08-25

Form 990PF Part IV - Capital Gains and Losses for Tax on Investment Income - Columns e - h

(e) Gross sales price	(f) Depreciation allowed (or allowable)	(g) Cost or other basis plus expense of sale	(h) Gain or (loss) (e) plus (f) minus (g)
1,057		1,142	-85
398		441	-43
474		524	-50
277		306	-29
880		974	-94
		733	-733
1,226		549	677
237		263	-26
5,315		5,690	-375
118		129	-11

Form 990PF Part IV - Capital Gains and Losses for Tax on Investment Income - Columns i - l

Complete only for assets showing gain in column (h) and owned by the foundation on 12/31/69			(l) Gains (Col. (h) gain minus col. (k), but not less than -0-) or Losses (from col.(h))
(i) F.M.V. as of 12/31/69	(j) Adjusted basis as of 12/31/69	(k) Excess of col. (i) over col. (j), if any	
			-85
			-43
			-50
			-29
			-94
			-733
			677
			-26
			-375
			-11

Form 990PF Part IV - Capital Gains and Losses for Tax on Investment Income - Columns a - d

List and describe the kind(s) of property sold (e.g., real estate, (a) 2-story brick warehouse; or common stock, 200 shs. MLC Co.)	(b) How acquired P—Purchase D—Donation	(c) Date acquired (mo., day, yr.)	(d) Date sold (mo., day, yr.)
. FEDERAL NATL MTG ASSN GTD REMIC PASS		2007-11-30	2020-08-25
. FANNIE MAE		2019-09-24	2020-08-25
. FANNIE MAE		2003-08-15	2020-08-25
. FEDERAL NATIONAL MORTGAGE ASSN		2003-08-15	2020-08-25
. FNMA 254525 6.5% 10/01/22		2013-08-07	2020-08-25
. FEDERAL NATL MTG ASSN GTD MTG PASS		1998-08-10	2020-08-25
. FANNIE MAE		2003-10-09	2020-08-25
. FNMA AL5441 4.5% 09/01/41		2018-11-27	2020-08-25
. FNMA AL6576 VAR RATE 06/01/22		2015-05-21	2020-08-25
. FNMA AN2979 2.62% 11/01/26		2017-05-12	2020-08-25

Form 990PF Part IV - Capital Gains and Losses for Tax on Investment Income - Columns e - h

(e) Gross sales price	(f) Depreciation allowed (or allowable)	(g) Cost or other basis plus expense of sale	(h) Gain or (loss) (e) plus (f) minus (g)
73		75	-2
35		7	28
		28	-28
5		6	-1
166		187	-21
2		2	
28		28	
851		883	-32
797		822	-25
65		64	1

Form 990PF Part IV - Capital Gains and Losses for Tax on Investment Income - Columns i - l

Complete only for assets showing gain in column (h) and owned by the foundation on 12/31/69			(l) Gains (Col. (h) gain minus col. (k), but not less than -0-) or Losses (from col.(h))
(i) F.M.V. as of 12/31/69	(j) Adjusted basis as of 12/31/69	(k) Excess of col. (i) over col. (j), if any	
			-2
			28
			-28
			-1
			-21
			-32
			-25
			1

Form 990PF Part IV - Capital Gains and Losses for Tax on Investment Income - Columns a - d

List and describe the kind(s) of property sold (e.g., real estate, (a) 2-story brick warehouse; or common stock, 200 shs. MLC Co.)	(b) How acquired P—Purchase D—Donation	(c) Date acquired (mo., day, yr.)	(d) Date sold (mo., day, yr.)
. FANNIE MAE		2009-10-27	2020-08-25
. FNMA 2003-30 CL JQ 5.5% 04/25/2033 DTD 03/01/2003		2012-05-31	2020-08-25
. FNMA 2005-48 CL TD 5.5% 06/25/2035 DTD 05/01/2005		2011-12-19	2020-08-25
. FNMA 2007-72 CL DB 5.75% 07/25/2037 DTD 06/01/2007		2010-11-15	2020-08-25
. FEDERAL NATL MTG ASSN GTD MTG PASS		2008-03-20	2020-08-25
. FEDERAL NATL MTG ASSN GTD MTG PASS		2007-11-30	2020-08-25
. FANNIE MAE		2004-04-27	2020-08-25
. FEDERAL NATL MTG ASSN GTD MTG PASS		2005-06-14	2020-08-25
. FNMA 888104 5% 05/01/21		2013-05-22	2020-08-25
. FNMA 890358 6.5% 12/01/23		2012-07-25	2020-08-25

Form 990PF Part IV - Capital Gains and Losses for Tax on Investment Income - Columns e - h

(e) Gross sales price	(f) Depreciation allowed (or allowable)	(g) Cost or other basis plus expense of sale	(h) Gain or (loss) (e) plus (f) minus (g)
66		69	-3
103		117	-14
591		661	-70
52		57	-5
34		33	1
37		38	-1
30		29	1
10		11	-1
1		1	
43		48	-5

Form 990PF Part IV - Capital Gains and Losses for Tax on Investment Income - Columns i - l

Complete only for assets showing gain in column (h) and owned by the foundation on 12/31/69			(l) Gains (Col. (h) gain minus col. (k), but not less than -0-) or Losses (from col.(h))
(i) F.M.V. as of 12/31/69	(j) Adjusted basis as of 12/31/69	(k) Excess of col. (i) over col. (j), if any	
			-3
			-14
			-70
			-5
			1
			-1
			1
			-1
			-5

Form 990PF Part IV - Capital Gains and Losses for Tax on Investment Income - Columns a - d

List and describe the kind(s) of property sold (e.g., real estate, (a) 2-story brick warehouse; or common stock, 200 shs. MLC Co.)	(b) How acquired P—Purchase D—Donation	(c) Date acquired (mo., day, yr.)	(d) Date sold (mo., day, yr.)
3000. NATL OILWELL VARCO I SR NTS 2.6% 12/01/2022 DTD		2018-02-12	2020-08-26
5000. REGENCY CENTERS CORP 3.75% 11/15/2022 DTD 10/25/2012		2017-06-22	2020-09-02
107395.811 BLACKSTONE ALT MULTI-STRAT-Y			2020-09-15
. FED HOME LN MTG CORP PARTN CTFS		2002-05-20	2020-09-15
. FHLMC GOLD G06943 4% 03/01/42		2018-11-20	2020-09-15
. FHLMC GOLD G18082 11/01/20		2013-04-17	2020-09-15
. FED HOME LN MTG CORP PARTN CTFS		2006-07-14	2020-09-15
. FED HOME LN MTG CORP PARTN CTFS		2000-04-06	2020-09-15
. FHLMC GOLD Q21177 3.5% 08/01/43		2019-01-24	2020-09-15
. FEDERAL HOME LN MTG CORP MULTICLASS		2007-11-15	2020-09-15

Form 990PF Part IV - Capital Gains and Losses for Tax on Investment Income - Columns e - h

(e) Gross sales price	(f) Depreciation allowed (or allowable)	(g) Cost or other basis plus expense of sale	(h) Gain or (loss) (e) plus (f) minus (g)
3,105		2,946	159
5,362		5,203	159
1,080,402		1,157,401	-76,999
2		2	
427		432	-5
89		95	-6
26		26	
29		29	
186		186	
50		52	-2

Form 990PF Part IV - Capital Gains and Losses for Tax on Investment Income - Columns i - l

Complete only for assets showing gain in column (h) and owned by the foundation on 12/31/69			(l) Gains (Col. (h) gain minus col. (k), but not less than -0-) or Losses (from col.(h))
(i) F.M.V. as of 12/31/69	(j) Adjusted basis as of 12/31/69	(k) Excess of col. (i) over col. (j), if any	
			159
			159
			-76,999
			-5
			-6
			-2



Form 990PF Part IV - Capital Gains and Losses for Tax on Investment Income - Columns a - d

List and describe the kind(s) of property sold (e.g., real estate, (a) 2-story brick warehouse; or common stock, 200 shs. MLC Co.)	(b) How acquired P—Purchase D—Donation	(c) Date acquired (mo., day, yr.)	(d) Date sold (mo., day, yr.)
. FREDDIE MAC			2020-09-15
. FEDL HOME LN MTG CP		2007-02-12	2020-09-15
. FEDERAL HOME LN MTG CORP MULTICLASS		2007-11-16	2020-09-15
. FEDERAL HOME LN MTG CORP MULTICLASS		2007-08-03	2020-09-15
. FHLMC 1694 CL Z 6.5% 03/15/2024 DTD 03/01/1994		2015-01-22	2020-09-15
. FEDERAL HOME LN MTG CORP MULTICLASS		2003-05-22	2020-09-15
. FEDERAL HOME LN MTG CORP MULTICLASS			2020-09-15
. FHLMC 2673 CL QL 5.5% 09/15/2023 DTD 09/01/2003		2014-01-21	2020-09-15
. FHLMC 2693 CL MD 5.5% 10/15/2033 DTD 10/01/2003		2012-08-13	2020-09-15
. FHLMC 3098 CL KG 5.5% 01/15/2036 DTD 01/01/2006		2011-12-07	2020-09-15

Form 990PF Part IV - Capital Gains and Losses for Tax on Investment Income - Columns e - h

(e) Gross sales price	(f) Depreciation allowed (or allowable)	(g) Cost or other basis plus expense of sale	(h) Gain or (loss) (e) plus (f) minus (g)
60		62	-2
75		76	-1
53		56	-3
68		69	-1
169		186	-17
32		37	-5
101		108	-7
130		141	-11
285		325	-40
155		168	-13

Form 990PF Part IV - Capital Gains and Losses for Tax on Investment Income - Columns i - l

Complete only for assets showing gain in column (h) and owned by the foundation on 12/31/69			(l) Gains (Col. (h) gain minus col. (k), but not less than -0-) or Losses (from col.(h))
(i) F.M.V. as of 12/31/69	(j) Adjusted basis as of 12/31/69	(k) Excess of col. (i) over col. (j), if any	
			-2
			-1
			-3
			-1
			-17
			-5
			-7
			-11
			-40
			-13

Form 990PF Part IV - Capital Gains and Losses for Tax on Investment Income - Columns a - d

List and describe the kind(s) of property sold (e.g., real estate, (a) 2-story brick warehouse; or common stock, 200 shs. MLC Co.)	(b) How acquired P—Purchase D—Donation	(c) Date acquired (mo., day, yr.)	(d) Date sold (mo., day, yr.)
. FHLMC 3540 CL TB 5.0% 03/15/2039 DTD 06/01/2009		2010-09-16	2020-09-15
. FHLMC 3662 CL PJ 5.0% 04/15/2040 DTD 04/01/2010		2011-12-20	2020-09-15
. GNMA 733778 5% 07/15/40		2013-01-23	2020-09-15
. GNMA GTD MTG PASS THRU CTF		1999-12-13	2020-09-15
5089.787 PIMCO INV GRD CRD BND-INST		2020-04-24	2020-09-15
. TOYOTA AUTO RECEIVABLES OWNER TR 2018-C CL A3 3.02% 12/15/2022 DTD		2019-02-20	2020-09-15
17846.292 VANGUARD TOT BD MKT IDX-ADM			2020-09-15
25787.205 VANGUARD TOT BD MKT IDX-ADM			2020-09-15
3836.623 VANGUARD TOT BD MKT IDX-ADM		2020-05-06	2020-09-15
. GNMA 2005-74 CL GD 5.0% 09/16/2035 DTD 09/01/2005		2011-12-13	2020-09-16

Form 990PF Part IV - Capital Gains and Losses for Tax on Investment Income - Columns e - h

(e) Gross sales price	(f) Depreciation allowed (or allowable)	(g) Cost or other basis plus expense of sale	(h) Gain or (loss) (e) plus (f) minus (g)
5		6	-1
177		199	-22
126		138	-12
48		47	1
56,904		53,901	3,003
2,330		2,340	-10
207,909		206,816	1,093
300,421		273,603	26,818
44,697		43,968	729
776		838	-62

Form 990PF Part IV - Capital Gains and Losses for Tax on Investment Income - Columns i - l

Complete only for assets showing gain in column (h) and owned by the foundation on 12/31/69			(l) Gains (Col. (h) gain minus col. (k), but not less than -0-) or Losses (from col.(h))
(i) F.M.V. as of 12/31/69	(j) Adjusted basis as of 12/31/69	(k) Excess of col. (i) over col. (j), if any	
			-1
			-22
			-12
			1
			3,003
			-10
			1,093
			26,818
			729
			-62

Form 990PF Part IV - Capital Gains and Losses for Tax on Investment Income - Columns a - d

List and describe the kind(s) of property sold (e.g., real estate, (a) 2-story brick warehouse; or common stock, 200 shs. MLC Co.)	(b) How acquired P—Purchase D—Donation	(c) Date acquired (mo., day, yr.)	(d) Date sold (mo., day, yr.)
5000. MANULIFE FINL CORP SR NTS 4.9% 09/17/2020 DTD		2014-05-02	2020-09-17
. GNMA 2003-11 CL QC 5.5% 02/20/2033 DTD 02/01/2003			2020-09-21
. GNMA 2			2020-09-21
. GNMA 2004-18 CL WD 5.5% 02/20/2034 DTD 03/01/2004		2017-04-28	2020-09-21
. GNMA 2004-80 CL PE 5.0% 07/20/2034 DTD 10/01/2004		2017-04-28	2020-09-21
. GNMA 2005-13 CL BE 5.0% 09/20/2034 DTD 02/01/2005			2020-09-21
. GNMA 2005-13 CL BE 5.0% 09/20/2034 DTD 02/01/2005		2020-01-17	2020-09-21
. GNMA 2007-44 CL PH 6.0% 07/20/2037 DTD 07/01/2007			2020-09-21
2346. VANGUARD FINANCIALS VIPERS		2019-07-25	2020-09-23
5814. VANGUARD FINANCIALS VIPERS		2019-07-25	2020-09-23

Form 990PF Part IV - Capital Gains and Losses for Tax on Investment Income - Columns e - h

(e) Gross sales price	(f) Depreciation allowed (or allowable)	(g) Cost or other basis plus expense of sale	(h) Gain or (loss) (e) plus (f) minus (g)
5,000		5,529	-529
260		289	-29
610		673	-63
226		249	-23
608		673	-65
		575	-575
865		329	536
171		190	-19
132,085		166,619	-34,534
327,342		412,927	-85,585

Form 990PF Part IV - Capital Gains and Losses for Tax on Investment Income - Columns i - l

Complete only for assets showing gain in column (h) and owned by the foundation on 12/31/69			(l) Gains (Col. (h) gain minus col. (k), but not less than -0-) or Losses (from col.(h))
(i) F.M.V. as of 12/31/69	(j) Adjusted basis as of 12/31/69	(k) Excess of col. (i) over col. (j), if any	
			-529
			-29
			-63
			-23
			-65
			-575
			536
			-19
			-34,534
			-85,585

Form 990PF Part IV - Capital Gains and Losses for Tax on Investment Income - Columns a - d

List and describe the kind(s) of property sold (e.g., real estate, (a) 2-story brick warehouse; or common stock, 200 shs. MLC Co.)	(b) How acquired P—Purchase D—Donation	(c) Date acquired (mo., day, yr.)	(d) Date sold (mo., day, yr.)
. FEDERAL NATL MTG ASSN GTD REMIC PASS		2003-05-19	2020-09-25
. FEDERAL NATL MTG ASSN GTD REMIC PASS		2007-11-30	2020-09-25
. FANNIE MAE			2020-09-25
. FEDERAL NATIONAL MORTGAGE ASSN		2003-08-15	2020-09-25
. FNMA 254525 6.5% 10/01/22		2013-08-07	2020-09-25
. FANNIE MAE		2003-10-09	2020-09-25
. FNMA AL5441 4.5% 09/01/41		2018-11-27	2020-09-25
. FNMA AL6576 VAR RATE 06/01/22		2015-05-21	2020-09-25
. FNMA AN2979 2.62% 11/01/26		2017-05-12	2020-09-25
. FANNIE MAE		2009-10-27	2020-09-25

Form 990PF Part IV - Capital Gains and Losses for Tax on Investment Income - Columns e - h

(e) Gross sales price	(f) Depreciation allowed (or allowable)	(g) Cost or other basis plus expense of sale	(h) Gain or (loss) (e) plus (f) minus (g)
94		103	-9
95		99	-4
50		51	-1
41		42	-1
127		143	-16
32		33	-1
732		760	-28
2,718		2,802	-84
65		64	1
55		58	-3

Form 990PF Part IV - Capital Gains and Losses for Tax on Investment Income - Columns i - l

Complete only for assets showing gain in column (h) and owned by the foundation on 12/31/69			(l) Gains (Col. (h) gain minus col. (k), but not less than -0-) or Losses (from col.(h))
(i) F.M.V. as of 12/31/69	(j) Adjusted basis as of 12/31/69	(k) Excess of col. (i) over col. (j), if any	
			-9
			-4
			-1
			-1
			-16
			-1
			-28
			-84
			1
			-3

Form 990PF Part IV - Capital Gains and Losses for Tax on Investment Income - Columns a - d

List and describe the kind(s) of property sold (e.g., real estate, (a) 2-story brick warehouse; or common stock, 200 shs. MLC Co.)	(b) How acquired P—Purchase D—Donation	(c) Date acquired (mo., day, yr.)	(d) Date sold (mo., day, yr.)
. FNMA 2003-30 CL JQ 5.5% 04/25/2033 DTD 03/01/2003		2012-05-31	2020-09-25
. FNMA 2005-48 CL TD 5.5% 06/25/2035 DTD 05/01/2005		2011-12-19	2020-09-25
. FNMA 2007-72 CL DB 5.75% 07/25/2037 DTD 06/01/2007		2010-11-15	2020-09-25
. FEDERAL NATL MTG ASSN GTD MTG PASS		2008-03-20	2020-09-25
. FEDERAL NATL MTG ASSN GTD MTG PASS		2007-11-30	2020-09-25
. FANNIE MAE		2004-04-27	2020-09-25
. FEDERAL NATL MTG ASSN GTD MTG PASS		2005-06-14	2020-09-25
. FNMA 888104 5% 05/01/21		2013-05-22	2020-09-25
. FNMA 890358 6.5% 12/01/23		2012-07-25	2020-09-25
202274. FEDERAL NATL MTG ASSN GTD MTG PASS		1998-08-10	2020-09-28

Form 990PF Part IV - Capital Gains and Losses for Tax on Investment Income - Columns e - h

(e) Gross sales price	(f) Depreciation allowed (or allowable)	(g) Cost or other basis plus expense of sale	(h) Gain or (loss) (e) plus (f) minus (g)
228		260	-32
361		405	-44
28		31	-3
35		34	1
38		40	-2
120		117	3
61		61	
1		1	
36		39	-3
		188	-188

Form 990PF Part IV - Capital Gains and Losses for Tax on Investment Income - Columns i - l

Complete only for assets showing gain in column (h) and owned by the foundation on 12/31/69			(l) Gains (Col. (h) gain minus col. (k), but not less than -0-) or Losses (from col.(h))
(i) F.M.V. as of 12/31/69	(j) Adjusted basis as of 12/31/69	(k) Excess of col. (i) over col. (j), if any	
			-32
			-44
			-3
			1
			-2
			3
			-3
			-188

**Form 990PF Part IV - Capital Gains and Losses for Tax on Investment Income - Columns a - d**

List and describe the kind(s) of property sold (e.g., real estate, (a) 2-story brick warehouse; or common stock, 200 shs. MLC Co.)	(b) How acquired P—Purchase D—Donation	(c) Date acquired (mo., day, yr.)	(d) Date sold (mo., day, yr.)
24021.19 PIMCO INV GRD CRD BND-INST			2020-09-28
11572.918 VANGUARD TOT BD MKT IDX-ADM		2020-04-24	2020-09-28
10000. ADVANCE AUTO PARTS NON-TRADEABLE ASSET		2018-01-04	2020-09-29
1. JPM ACCESS MULTI-STRATEGY FUND II RIC ENDOWMENTS & FOUNDATIONS & OT		2018-01-01	2020-09-30
CAPITAL GAIN DIVIDENDS	P		

**Form 990PF Part IV - Capital Gains and Losses for Tax on Investment Income - Columns e - h**

(e) Gross sales price	(f) Depreciation allowed (or allowable)	(g) Cost or other basis plus expense of sale	(h) Gain or (loss) (e) plus (f) minus (g)
266,155		253,414	12,741
134,593		133,551	1,042
11,189		10,491	698
78,464		1	78,463
			339,368

**Form 990PF Part IV - Capital Gains and Losses for Tax on Investment Income - Columns i - l**


Complete only for assets showing gain in column (h) and owned by the foundation on 12/31/69			(l) Gains (Col. (h) gain minus col. (k), but not less than -0-) or Losses (from col.(h))
(i) F.M.V. as of 12/31/69	(j) Adjusted basis as of 12/31/69	(k) Excess of col. (i) over col. (j), if any	
			12,741
			1,042
			698
			78,463

Form 990PF Part XV Line 3 - Grants and Contributions Paid During the Year or Approved for Future Payment				
Recipient	If recipient is an individual, show any relationship to any foundation manager or substantial contributor	Foundation status of recipient	Purpose of grant or contribution	Amount
Name and address (home or business)				
<b>a</b> <i>Paid during the year</i>				
SPECIAL OLYMPICS TEXAS INC 1804 RUTHERFORD LANE Austin, TX 78754	NONE	PC	GENERAL	20,000
UNIVERSITY OF NORTH TEXAS HEALTH SCIENCE 1112 DALLAS DR STE 4000 DENTON, TX 76205	NONE	PC	GENERAL	130,000
W I COOK FOUNDATION INC COOK CHILDREN'S REHABILITATION 801 SEVENTH AVE Fort Worth, TX 76104	NONE	PC	GENERAL	125,000
<b>Total . . . . . ▶ 3a</b>				1,153,100

Form 990PF Part XV Line 3 - Grants and Contributions Paid During the Year or Approved for Future Payment				
Recipient	If recipient is an individual, show any relationship to any foundation manager or substantial contributor	Foundation status of recipient	Purpose of grant or contribution	Amount
Name and address (home or business)				
<b>a</b> <i>Paid during the year</i>				
CAMP SUMMIT INC 17210 CAMPBELL ROAD STE 180-W DALLAS, TX 75252	NONE	PC	GENERAL	50,000
MUSCULAR DYSTROPHY ASSOCIATION 222 S RIVERSIDE PLAZA SUITE 1500 A CHICAGO, IL 60606	NONE	PC	GENERAL	10,000
MIDLAND CHILDREN'S REHABILITATION CENTER 802 VENTURA MIDLAND, TX 79705	NONE	PC	GENERAL	35,000
<b>Total . . . . .</b> ▶ <b>3a</b>				1,153,100



Form 990PF Part XV Line 3 - Grants and Contributions Paid During the Year or Approved for Future Payment				
Recipient	If recipient is an individual, show any relationship to any foundation manager or substantial contributor	Foundation status of recipient	Purpose of grant or contribution	Amount
Name and address (home or business)				
<b>a</b> Paid during the year				
CHILDRENS MEDICAL CENTER FOUNDATION 2777 N STEMMONS FWY DALLAS, TX 75207	NONE	PC	GENERAL	50,000
EPISCOPAL THEOLOGICAL SEMINARY OF THE SOUTHWESTPO BOX 2247 AUSTIN, TX 787682247	NONE	PC	GENERAL	571,600
AMERICAN CANCER SOCIETY 3301 W FREEWAY FORT WORTH, TX 76107	NONE	PC	GENERAL	111,500
Total . . . . . ▶ 3a				1,153,100

Form 990PF Part XV Line 3 - Grants and Contributions Paid During the Year or Approved for Future Payment				
Recipient	If recipient is an individual, show any relationship to any foundation manager or substantial contributor	Foundation status of recipient	Purpose of grant or contribution	Amount
Name and address (home or business)				
<b>a</b> <i>Paid during the year</i>				
KELSEY RESEARCH FOUNDATION 5615 KIRBY STE 660 HOUSTON, TX 77005	NONE	PC	GENERAL	50,000
<b>Total</b> . . . . .  <b>3a</b>				1,153,100

## TY 2019 Investments Corporate Bonds Schedule

**Name:** JOE AND JESSIE CRUMP FUND XXXXX3000

**EIN:** 75-6045044

### Investments Corporate Bonds Schedule

Name of Bond	End of Year Book Value	End of Year Fair Market Value
258620103 DOUBLELINE TOTL RET		
592905764 MTRPLTN WST TTL RTRN	143,238	159,755
256210105 DODGE & COX INCOME	290,635	313,086
693390700 PIMCO TOTAL RETURN F	438,344	477,818
808524870 SCHWAB U.S. TIPS ETF	543,370	601,447
921937603 VANGUARD TOT BD MKT	1,051,388	1,122,995
001055AP7 AFLAC INC 3.250% 03/	9,570	11,086
002824BF6 ABBOTT LABORATORIES	2,989	3,480
00507UAS0 ALLERGAN FDG SCS 3.8	10,149	10,519
00751YAC0 ADVANCE AUTO PARTS 4		
00817YAV0 AETNA INC SR NTS 2.8	14,637	15,806
00912XBA1 AIR LEASE CORP SR NT	5,017	5,089
015271AJ8 ALEXANDRIA REAL ESTA	9,929	11,376
023135AM8 AMAZON.COM INC SR NT	2,989	3,094
023608AH5 AMEREN CORP SR NTS 2	4,998	5,295
026874DG9 AMERN INTL GROUP SR	5,104	5,048
03027XAK6 AMERN TOWER CORP SR	9,842	11,071
03076CAH9 AMERIPRISE FINANCIAL	5,041	5,491
036752AG8 ANTHEM INC SR NTS 4.	5,000	5,812
037833AZ3 APPLE INC 2.500% 02/	4,982	5,392

**Investments Corporate Bonds Schedule**

<b>Name of Bond</b>	<b>End of Year Book Value</b>	<b>End of Year Fair Market Value</b>
042735BG4 ARROW ELECTRONICS IN	1,988	2,159
054937AF4 BB & T CORPORATION S		
05582QAE7 BMW VEHICLE OWNER TR		
06051GGQ6 BANK OF AMERICA CORP		
06406HBP3 BANK OF NEW YORK MEL		
064159MK9 BK OF NOVA SCOTIA SR	10,341	10,863
096630AD0 BOARDWALK PIPELINES	5,318	5,489
097023BU8 BOEING CO SR NTS 2.8		
10112RAX2 BOSTON PROPERTIES LP	5,135	5,556
10373QAY6 BP CAP MARKETS AMER	9,861	10,783
11120VAF0 BRIXMOR OPER PART SR	4,916	5,261
118230AQ4 BUCKEYE PARTNERS LP		
124857AG8 VIACOMCBS INC 3.375%	4,934	5,153
12572QAE5 CME GROUP INC 3% SEP		
136385AV3 CANADIAN NATL RESOUR		
14040HBF1 CAP ONE FINL CO SR N	5,085	5,440
15135UAD1 CENOVUS ENERGY INC 5		
172967KY6 CITIGROUP INC SR NTS	41,452	44,105
172967LM1 CITIGROUP INC VAR RT		
174610AR6 CITIZENS FINL GROUP	5,083	5,515

**Investments Corporate Bonds Schedule**

<b>Name of Bond</b>	<b>End of Year Book Value</b>	<b>End of Year Fair Market Value</b>
20030NBS9 COMCAST CORP 3.150%	1,880	2,223
20030NCS8 COMCAST CORP 3.95% 1	1,998	2,294
205887BJ0 CONAGRA BRANDS INC S	4,932	5,256
21685WDD6 COOPERATIEVE RABOBAN	5,121	5,237
23355LAC0 DXC TECHNOLOGY CO SR	5,128	5,402
26441YAY3 DUKE RLTY LP 3.75% 1	4,942	5,532
26884ABF9 ERP OPER LP SR NTS 2	4,872	5,529
29278NAL7 ENERGY TRANSFER OPER	5,126	5,198
29364DAR1 ENTERGY AR LLC 3.05%	2,002	2,114
29379VBB8 ENTERPRISE PRODUCTS	998	1,091
294752AH3 EQUITY ONE INC 3.750		
30219GAK4 EXPRESS SCRIPTS HOLD		
31287S JL2 FHLMC GOLD C66567 6.	409	467
3128M9BL5 FHLMC GOLD G06943 4%	19,172	21,073
3128MMCU5 FHLMC GOLD G18082 5%	105	103
3128PED21 FHLMC GOLD J02821 5.	91	92
31294B5T8 FHLMC GOLD C35358 7.	4,595	5,076
312969Q35 FHLMC GOLD B16774 5.		
3132JNJW8 FHLMC GOLD Q21177 3.	49,666	54,853
3133T12W1 FHLMC 1619 CL PZ 6.5	1,012	1,033

**Investments Corporate Bonds Schedule**

Name of Bond	End of Year Book Value	End of Year Fair Market Value
3133T1CA8 FHLMC 1584 CL L 6.5%	1,698	1,769
3133T1WB4 FHLMC 1591 CL PV 6.2	2,043	2,120
3133T2YT1 FHLMC 1643 CL PK 6.5	1,037	1,046
3133T3KF4 FHLMC 1628 CL KZ 6.2	1,811	1,897
3133T4NZ5 FHLMC 1694 CL Z 6.5%	6,687	6,514
3133TNCF9 FHLMC 2209 CL TC 8.0	2,393	2,526
3133TNHW7 FHLMC 2215 CL PH 6.5	6,753	7,062
313586RC5 FNMA ZERO CPN 10/09/		
31359AJF7 FNMA 1993-82 CL H 7.	2,081	2,000
31359BPE1 FNMA 1993-122 CL M 6	1,335	1,367
31371K3A7 FNMA 254693 5.5% 04/	1,667	1,925
31371K7G0 FNMA 254795 6% 07/01	1,018	1,182
31371KVS7 FNMA 254525 6.5% 10/	2,958	2,941
31379WTH0 FNMA 431752 6.5% 07/		
31385XNR4 FNMA 555800 5.5% 10/	1,658	1,926
3138ENBK4 FNMA AL5441 4.5% 09/	36,227	39,299
3138EPJW5 FNMA AL6576 VAR RATE	5,839	5,795
3138LCZU2 FNMA POOL AN0754 3.0	30,286	33,270
3138LFJZ2 FNMA AN2979 2.62% 11	41,366	45,910
31392FYC5 FNMA 2002-85 CL PE 5	2,644	2,896

**Investments Corporate Bonds Schedule**

<b>Name of Bond</b>	<b>End of Year Book Value</b>	<b>End of Year Fair Market Value</b>
31393AWC7 FNMA 2003-30 CL JQ 5	9,783	9,762
31394DA75 FNMA 2005-48 CL TD 5	35,366	36,789
31394JKW6 FHLMC 2673 CL QL 5.5	2,909	2,783
31394KF41 FHLMC 2693 CL MD 5.5	11,683	12,001
31395US93 FHLMC REMIC SER 2977		
31396GS85 FHLMC 3098 CL KG 5.5	10,127	10,900
31396WQT6 FNMA 2007-72 CL DB 5	1,880	1,937
31398EBY9 FHLMC 3540 CL TB 5.0	2,071	2,245
31398VRS7 FHLMC 3662 CL PJ 5.0	9,186	9,381
31402DMP2 FNMA 725866 4.5% 09/	1,548	1,746
31403DLN7 FNMA 745633 6.5% 07/	709	762
31404MQL5 FNMA 772759 5% 03/01	4,423	5,088
31404XLJ1 FNMA 781629 5.5% 12/	1,100	1,278
31405T6P2 FNMA 799278 4.5% 12/		
31406BPC8 FNMA 805119 5.5% 01/		
31410FU52 FNMA 888104 5% 05/01	4	4
31410LE73 FNMA 890358 6.5% 12/	690	647
320517AB1 FIRST HORIZON NATL S	5,063	5,017
34999AFV6 FORTIS INC SR NTS 3.		
3620AMFT4 GNMA 733778 5% 07/15	6,789	7,129

**Investments Corporate Bonds Schedule**

<b>Name of Bond</b>	<b>End of Year Book Value</b>	<b>End of Year Fair Market Value</b>
36211CU75 GNMA 509206 7% 08/15	7,163	7,428
36962G4Y7 GENERAL ELEC CAP COR		
37045XBF2 GEN MOTORS FINL CO 4	5,261	5,061
375558AW3 GILEAD SCIENCES INC	5,280	5,474
38141EC23 GOLDMAN SACHS GROUP	11,576	12,084
38141GWM2 GOLDMAN SACHS GROUP		
38373SPT8 GNMA 2003-11 CL QC 5	17,219	15,535
38374BNY5 GNMA 2003-58 CL PC 5	26,389	26,313
38374FN75 GNMA 2004-18 CL WD 5	12,787	13,266
38374JGH3 GNMA 2004-80 CL PE 5	30,306	30,326
38374JYA8 GNMA 2004-86 CL C 5.	26,450	27,016
38374KUJ0 GNMA 2005-13 CL BE 5	2,882	2,769
38374L5Q0 GNMA 2005-74 CL GD 5	33,762	34,670
38375J4T9 GOVERNMENT NATIONAL		
38375KD25 GNMA 2007-44 CL PH 6	10,806	11,336
38377NUF9 GNMA 2010-167 CL WL	49,471	53,428
404280AL3 HSBC HOLDINGS PLC 4.		
406216BG5 HALLIBURTON CO 3.800		
44106MAR3 HOSPITALITY PROP TRU		
459745GQ2 INTL LEASE FIN CORP	5,296	5,068



**Investments Corporate Bonds Schedule**

Name of Bond	End of Year Book Value	End of Year Fair Market Value
46132FAB6 INVESCO FIN PLC 4.0%	4,983	5,466
48121A415 JPM MANAGED INCOME F		
4812C0100 JPM CORE BOND FD - U		
49326EED1 KEYCORP SR NTS MTN 5	5,749	5,114
524901AT2 LEGG MASON INC SR NT	5,049	5,529
53117CAQ5 LIBERTY PPTY LP SR N		
534187AY5 LINCOLN NATIONAL COR		
548661CV7 LOWE'S COS INC SR NT	5,151	5,156
55336VAK6 MPLX LP SR NTS 4.125	5,092	5,520
56501RAB2 MANULIFE FINANCIAL C		
61746BDJ2 MORGAN STANLEY 3.750		
61747WAL3 MORGAN STANLEY 5 1/2		
61945CAF0 MOSAIC CO 3.250% 11/	4,916	5,225
637071AJ0 NATIONAL OILWELL VAR		
65473QBE2 NISOURCE INC SR NTS	5,085	5,570
670346AM7 NUCOR CORP SR NTS 4.	5,226	5,435
67077MAB4 NUTRIEN LTD 4.875% 0		
674599BY0 OCCIDENTAL PETROLEUM		
681919BA3 OMNICODE GP/OMNICODE C	5,154	5,500
68389XBL8 ORACLE CORP SR NTS 2	5,049	5,261

**Investments Corporate Bonds Schedule**

<b>Name of Bond</b>	<b>End of Year Book Value</b>	<b>End of Year Fair Market Value</b>
686330AJ0 ORIX CORP SR NTS 3.7	4,910	5,641
693475AP0 PNC FINANCIAL SERVIC		
720186AL9 PIEDMONT NAT GAS CO	4,987	5,701
74251VAH5 PRIN FINL GRP 3.125%	4,970	5,339
74432QBM6 PRUDENTIAL FINANCIAL		
747525AU7 QUALCOMM INC 3.250%		
756109AQ7 REALTY INCOME CORP 3	4,948	5,519
7591EPAP5 REGIONS FINL CORP SR	5,144	5,421
760759AP5 REP SERVICES INC SR	1,994	2,086
761713BG0 REYNOLDS AMERN INC 4	5,319	5,626
774341AK7 ROCKWELL COLLINS INC		
776743AD8 ROPER TECHNOLOGIES I	5,152	5,769
78355HKN8 RYDER SYS INC SR NTS	4,996	5,254
81618TAB6 SELECT INCOME REIT 3		
81721MAM1 SENIOR HOUSING PROPE		
82481LAC3 SHIRE ACQ INV IRELAN	5,037	5,307
828807DF1 SIMON PPTY GROUP LP	4,947	4,951
857477AL7 ST STR CORP 3.1% 05/	1,997	2,132
857477AZ6 ST STR CORP SR NTS V	4,848	5,176
86787EBC0 TRUIST BK SR NTS MTN	4,998	5,422

**Investments Corporate Bonds Schedule**

Name of Bond	End of Year Book Value	End of Year Fair Market Value
880591ER9 TVA SR NTS 2.875% 09	60,607	66,099
883556BR2 THERMO FISHER SCIENT	9,715	11,129
89114QBG2 TORONTO-DOMINION BK	2,995	3,030
89231AAD3 TOYOTA AUTO RECEIVAB	42,855	43,318
89231LAD9 TOYOTA AUTO RECEIVAB		
89233P5F9 TOYOTA MTR CR CORP S	9,975	10,292
90265EAL4 UDR INC MTN 2.95% 09	4,938	5,438
91159JAA4 US BANCORP MTN 2.95%		
9128282A7 US TREAS 1.5% 08/15/	29,128	31,975
9128284N7 US TREAS 2.875% 05/1	89,423	105,883
9128286B1 US TREAS 2.625% 02/1	101,225	116,781
912828D56 US TREAS 2.375% 08/1	82,182	86,681
912828G53 US TREAS 1.875% 11/3	49,908	51,004
912828J27 US TREAS 2% 02/15/25	29,217	32,290
912828LY4 US TREAS 3.375% 11/1		
912828P46 US TREAS 1.625% 02/1	44,309	48,122
912828P87 US TREAS 1.125% 02/2	62,961	65,254
912828PX2 US TREAS 3.625% 02/1	106,065	96,209
912828RC6 US TREAS 2.125% 08/1	60,298	61,033
912828V98 US TREAS 2.25% 02/15	99,949	111,621

**Investments Corporate Bonds Schedule**

<b>Name of Bond</b>	<b>End of Year Book Value</b>	<b>End of Year Fair Market Value</b>
912828VB3 US TREAS 1.75% 05/15	48,199	52,084
912828XB1 US TREAS 2.125% 05/1	75,007	81,425
912833LA6 U S A TREAS STRIP IN		
91324PBM3 UNITEDHEALTH GROUP I	3,276	3,004
91324PBT8 UNITEDHEALTH GROUP I	2,093	2,052
92276MAZ8 VENTAS REALTY LP/CAP	5,050	5,198
92277GAJ6 VENTAS RLTY LP 3.25%	4,991	5,307
92340LAA7 VEREIT OPER PARTNER	5,282	5,574
92553PAX0 VIACOM INC 3.875% 04		
927804FQ2 VA ELEC & PWR CO SR	998	1,084
92857WBH2 VODAFONE GROUP PLC S	5,206	5,461
929089AB6 VOYA FINANCIAL INC 3	4,986	5,665
94974BFJ4 WELLS FARGO & COMPAN		
95040QAC8 WELLTOWER INC SR NTS	5,049	5,726
961214BK8 WESTPAC BANKING CORP		
03066FAG6 AMERICREDIT AUTOMOB	25,252	25,552
03066HAE7 AMERICREDIT AUTOMOB	66,117	66,513
05723KAD2 BAKER HUGHES LLC/CO-	5,086	5,228
06051GHT9 BK OF AMER CORP SR N	32,225	33,513
06051GHW2 BK OF AMER CORP SR N	10,000	10,545

**Investments Corporate Bonds Schedule**

<b>Name of Bond</b>	<b>End of Year Book Value</b>	<b>End of Year Fair Market Value</b>
124857AZ6 VIACOMCBS INC SR NTS	5,431	5,773
14040HBN4 CAPITAL ONE FINANCIA	5,412	5,549
14315XAC2 CARMAX AUTO OWNER TR	16,997	17,449
191216CU2 COCA-COLA CO/THE SR	4,994	5,154
198280AF6 COLUMBIA PIPELINE GR	5,493	5,766
20605PAM3 CONCHO RES INC 2.4%	4,968	4,778
22160KAN5 COSTCO WHSL CORP SR	4,989	5,119
258620566 DOUBLELINE TTL RTRN	176,516	181,807
3137AGRB8 FHLMC 3935 CL GK 4.0	38,619	38,907
337932AH0 FIRSTENERGY CORP 3.9	5,443	5,495
349553AM9 FORTIS INC SR NTS 3.	3,876	4,371
38141GWQ3 GOLDMAN SACHS GROUP	21,009	21,649
404119BU2 HCA INC SR NTS 4.5%	5,419	5,614
42225UAG9 HEALTHCARE TR OF AME	4,974	5,375
44891JAC2 HYUNDAI AUTO RECEIVA	20,021	20,436
573284AT3 MARTIN MARIETTA MATE	5,264	5,617
59523UAN7 MID-AMERICA APARTMEN	5,659	5,570
606822BH6 MITSUBISHI UFJ FIN G	10,813	11,477
6174468C6 MORGAN STANLEY SR NT	27,467	28,209
655044AP0 NOBLE ENERGY INC SR	5,318	5,675

**Investments Corporate Bonds Schedule**

<b>Name of Bond</b>	<b>End of Year Book Value</b>	<b>End of Year Fair Market Value</b>
665859AV6 NORTHN TR CORP SR NT	4,981	5,201
67077MAV0 NUTRIEN LTD SR NTS 1	5,013	5,161
68268NAP8 ONEOK PARTNERS LP 4.	5,524	5,478
718549AF5 PHILLIPS 66 PARTNERS	5,219	5,210
722005816 PIMCO INV GRD CRD BN	426,859	447,795
744573AQ9 PUB SVC ENTERPRIS SR	4,991	4,917
84610WAB1 LIFESTORAGE LP 3.5%	5,149	5,549
855244AZ2 STARBUCKS CORP SR NT	5,309	5,288
86562MAC4 SUMITOMO MITSUI FINL	10,902	11,374
89352HAW9 TRANSCANADA PIPELINE	5,645	5,777
91159HJA9 US BANCORP SR NTS MT	9,936	9,923
912828ZQ6 US TREAS 0.625% 05/1	54,600	54,802
95000U2D4 WELLS FARGO & CO SR	17,059	17,625
95000U2H5 WELLS FARGO & CO SR	15,000	15,715
961214EH2 WESTPAC BNKG CORP SR	10,049	10,669
981464HC7 WORLD FINL NETWORK C	25,384	25,769
98162HAC4 WORLD OMNI AUTO RECE	24,998	25,511
98978VAN3 ZOETIS INC SR NTS 3.	5,575	5,932

TY 2019 Investments Corporate Stock Schedule

Name: JOE AND JESSIE CRUMP FUND XXXXX3000  
EIN: 75-6045044

Investments Corporation Stock Schedule

Name of Stock	End of Year Book Value	End of Year Fair Market Value
256206103 DODGE & COX INTL STO		
315911727 FIDELITY INTL INDX-I	2,092,510	1,965,269
315911750 FIDELITY 500 INDEX-I	4,005,024	5,055,312
413838723 OAKMARK INTERNATIONALA	1,723,649	1,382,167
413838780 OAKMARK FUND-INST		
464288182 ISHARES MSCI ALL COU	1,029,367	1,120,354
701769408 PARNASSUS CORE EQUIT	1,856,010	2,283,726
922908629 VANGUARD MID-CAP ETF	198,512	229,667
46090E103 INVESCO QQQ TRUST SE	1,352,169	1,917,096
14949P208 CAUSEWAY INTERNATL V	922,002	714,289
46429B598 ISHARES MSCI INDIA E	383,824	368,939
46429B671 ISHARES MSCI CHINA E		
46434G103 ISHARES CORE MSCI EM	1,569,512	1,642,978
46434G822 ISHARES MSCI JAPAN E	520,087	517,689
74160Q301 PRIMECAP ODYSSEY STO		
78464A730 SPDR S&P OIL & GAS E		
92189F106 VANECK GOLD MINERS	417,566	698,889
92204A405 VANGUARD FINANCIALS	1,157,503	1,078,389
0075W0759 EDGEWOOD GROWTH FUND	1,286,995	1,513,706
464286400 ISHARES MSCI BRAZIL	465,198	393,464
464287598 ISHARES RUSSELL 1000	436,976	450,548
464288372 ISHARES GLOBAL INFRA	258,650	221,488
577130818 MATTHEWS CHINA FUND-	431,788	542,038
77956H286 T ROWE PR JAPAN FUND	430,150	520,431
77956H385 T ROWE PRICE NEW ASI	554,575	614,176
81369Y209 HEALTH CARE SELECT S	1,360,304	1,484,104

**TY 2019 Investments - Other Schedule****Name:** JOE AND JESSIE CRUMP FUND XXXXX3000**EIN:** 75-6045044**Investments Other Schedule 2**

Category/ Item	Listed at Cost or FMV	Book Value	End of Year Fair Market Value
00191K609 AQR MANAGED FUTURES			
HFGAPBWF1 JPM ACCESS MULTI-STR	AT COST	2,578,600	2,680,483
56166Y404 TORTOISE MLP & PIPEL			
464285105 ISHARES GOLD TRUST	AT COST	471,664	626,969
03875R205 THE ARBITRAGE FD-I			
476110952 JPM ACCESS MULTI-STR	AT COST	1,424,000	1,424,000
72201P175 PIMCO COMMODITYPL ST	AT COST	250,453	211,274



**TY 2019 Legal Fees Schedule****Name:** JOE AND JESSIE CRUMP FUND XXXXX3000**EIN:** 75-6045044

<b>Category</b>	<b>Amount</b>	<b>Net Investment Income</b>	<b>Adjusted Net Income</b>	<b>Disbursements for Charitable Purposes</b>
LEGAL FEES - PRINCIPAL (ALLOCA	3,769			3,769

TY 2019 Other Assets Schedule

Name: JOE AND JESSIE CRUMP FUND XXXXX3000  
EIN: 75-6045044

Other Assets Schedule

Description	Beginning of Year - Book Value	End of Year - Book Value	End of Year - Fair Market Value
MINERAL INTERESTS		0	3,969,373
997706310 KIOWA COUNTY, COLORA	1	1	1
997709744 SEC 20 19S 39E LEA C	1	1	1
997709799 STATE: NEW MEXICO, C	1	1	1
997709800 STATE: NEW MEXICO, C	1	1	1
997709801 STATE: NEW MEXICO, C	1	1	1
997709802 STATE: NEW MEXICO, C	1	1	1
997709803 LEA CO NM R37E, T24S	1	1	1
997709804 LEA CO NM R36E, T25S	1	1	1
997709826 STATE: NEW MEXICO, C	1	1	1
997709828 STATE: NEW MEXICO, C	1	1	1
997709829 STATE: NEW MEXICO, C	1	1	1
997709830 STATE: NEW MEXICO, C	1	1	1
997709831 STATE: NEW MEXICO, C	1	1	1
997709832 STATE: NEW MEXICO, C	1	1	1
997709840 SEC 19-18S-38E LEA C	1	1	1
997709842 STATE: NEW MEXICO, C	1	1	1
997709845 STATE: NEW MEXICO, C	1	1	1
997709846 STATE: NEW MEXICO, C	1	1	1
997709848 STATE: NEW MEXICO, C	1	1	1
997709850 STATE: NEW MEXICO, C	1	1	1
997709853 STATE: NEW MEXICO, C	1	1	1
997709854 STATE: NEW MEXICO, C	1	1	1
997709856 STATE: NEW MEXICO, C	1	1	1
997709859 STATE: NEW MEXICO, C	1	1	1
997709863 STATE: NEW MEXICO, C	1	1	1
997709867 STATE: NEW MEXICO, C	1	1	1
997709868 STATE: NEW MEXICO, C	1	1	1
997709870 STATE: NEW MEXICO, C	1	1	1
997709873 STATE: NEW MEXICO, C	1	1	1

Other Assets Schedule

Description	Beginning of Year - Book Value	End of Year - Book Value	End of Year - Fair Market Value
997709876 STATE: NEW MEXICO, C	1	1	1
997709877 STATE: NEW MEXICO, C	1	1	1
997709878 STATE: NEW MEXICO, C	1	1	1
997709881 STATE: NEW MEXICO, C	1	1	1
997709882 STATE: NEW MEXICO, C	1	1	1
997709884 STATE: NEW MEXICO, C	1	1	1
997709890 STATE: NEW MEXICO, C	1	1	1
997709892 STATE: NEW MEXICO, C	1	1	1
997709894 STATE: NEW MEXICO, C	1	1	1
997709905 STATE: NEW MEXICO, C	1	1	1
997710119 STATE: NEW MEXICO, C	1	1	1
997712403 STATE: OKLAHOMA, COU	1	1	1
997712408 STATE: OKLAHOMA, COU	1	1	1
997712412 STATE: OKLAHOMA, COU	1	1	1
997712415 STATE: OKLAHOMA, COU	1	1	1
997712417 STATE: OKLAHOMA, COU	1	1	1
997712427 STATE: OKLAHOMA, COU	1	1	1
997712436 STATE: OKLAHOMA, COU	1	1	1
997712442 STATE: OKLAHOMA, COU	1	1	1
997712453 STATE: OKLAHOMA, COU	1	1	1
997712456 STATE: OKLAHOMA, COU	1	1	1
997712465 STATE: OKLAHOMA, COU	1	1	1
997712472 STATE: OKLAHOMA, COU	1	1	1
997712477 SEC 13 1S 4W STEPHEN	1	1	1
997712479 STATE: OKLAHOMA, COU	1	1	1
997712491 STATE: OKLAHOMA, COU	1	1	1
997712493 STATE: OKLAHOMA, COU	1	1	1
997712496 STATE: OKLAHOMA, COU	1	1	1
997712506 STATE: OKLAHOMA, COU	1	1	1
997712509 STATE: OKLAHOMA, COU	1	1	1

Other Assets Schedule

Description	Beginning of Year - Book Value	End of Year - Book Value	End of Year - Fair Market Value
997712518 STATE: OKLAHOMA, COU	1	1	1
997719470 STATE: TEXAS, COUNTY	1	1	1
997719842 STATE: TEXAS, COUNTY	1	1	1
997719850 SEC 21 BLK A23 ANDRE	1	1	1
997720873 STATE: TEXAS, COUNTY	1	1	1
997721714 1/2 OF 2/9 OF 3/64 M	1	1	1
997721717 SEC1212 ETC D&SE SVY	1	1	1
997721718 STATE: TEXAS, COUNTY	1	1	1
997721733 1/40 MI IN SE/4 SEC	1	1	1
997721734 STATE: TEXAS, COUNTY	1	1	1
997721735 STATE: TEXAS, COUNTY	1	1	1
997721736 STATE: TEXAS, COUNTY	1	1	1
997721737 ANDREWS CO TX T&P RY	1	1	1
997721741 STATE: TEXAS, COUNTY	1	1	1
997721742 STATE: TEXAS, COUNTY	1	1	1
997721743 STATE: TEXAS, COUNTY	1	1	1
997721744 1/16 MI IN SEC 10,14	1	1	1
997721745 STATE: TEXAS, COUNTY	1	1	1
997721746 STATE: TEXAS (42), C	1	1	1
997721747 STATE: TEXAS, COUNTY	1	1	1
997721751 STATE: TEXAS, COUNTY	1	1	1
997721753 STATE: TEXAS, COUNTY	1	1	1
997721754 STATE: TEXAS, COUNTY	1	1	1
997721755 STATE: TEXAS, COUNTY	1	1	1
997721756 SEC 11 ETC PSL SVY W	1	1	1
997721777 STATE: TEXAS, COUNTY	1	1	1
997721806 1/64 M. I. IN SEC. 2	1	1	1
997721816 STATE: TEXAS, COUNTY	1	1	1
997721817 STATE: TEXAS, COUNTY	1	1	1
997721818 STATE: TEXAS, COUNTY	1	1	1

Other Assets Schedule

Description	Beginning of Year - Book Value	End of Year - Book Value	End of Year - Fair Market Value
997721823 STATE: TEXAS, COUNTY	1	1	1
997721824 SEC 34 BLK 44 T&P EC	1	1	1
997721825 MI IN NE/4 & S/2 OF	1	1	1
997722155 STATE: TEXAS, COUNTY	1	1	1
997722201 STATE: TEXAS, COUNTY	1	1	1
997722273 STATE: TEXAS, COUNTY	1	1	1
997722274 STATE: TEXAS, COUNTY	1	1	1
997722275 STATE: TEXAS, COUNTY	1	1	1
997722373 STATE: TEXAS, COUNTY	1	1	1
997722527 STATE: TEXAS, COUNTY	1	1	1
997722605 STATE: TEXAS, COUNTY	1	1	1
997722622 STATE: TEXAS, COUNTY	1	1	1
997722651 SEC24 BLK22 PSL ANDR	1	1	1
997722652 STATE: TEXAS, COUNTY	1	1	1
997722653 STATE: TEXAS, COUNTY	1	1	1
997722654 STATE: TEXAS, COUNTY	1	1	1
997722655 STATE: TEXAS, COUNTY	1	1	1
997722656 STATE: TEXAS, COUNTY	1	1	1
997722657 STATE: TEXAS, COUNTY	1	1	1
997722709 STATE: TEXAS, COUNTY	1	1	1
997722710 SEC 3 ETC PSL SVY WI	1	1	1
997722735 STATE: TEXAS, COUNTY	1	1	1
997722736 STATE: TEXAS, COUNTY	1	1	1
997722758 STATE: TEXAS, COUNTY	1	1	1
997722759 STATE: TEXAS, COUNTY	1	1	1
997722760 STATE: TEXAS, COUNTY	1	1	1
997722761 STATE: TEXAS, COUNTY	1	1	1
997722780 STATE: TEXAS, COUNTY	1	1	1
997722802 STATE: TEXAS, COUNTY	1	1	1
997722827 STATE: TEXAS, COUNTY	1	1	1

Other Assets Schedule

Description	Beginning of Year - Book Value	End of Year - Book Value	End of Year - Fair Market Value
997722828 STATE: TEXAS, COUNTY	1	1	1
997722851 STATE: TEXAS, COUNTY	1	1	1
997722852 STATE: TEXAS, COUNTY	1	1	1
997722853 STATE: TEXAS, COUNTY	1	1	1
997722872 STATE: TEXAS, COUNTY	1	1	1
997722906 STATE: TEXAS, COUNTY	1	1	1
997722907 STATE: TEXAS, COUNTY	1	1	1
997722908 STATE: TEXAS, COUNTY	1	1	1
997722929 STATE: TEXAS, COUNTY	1	1	1
997722930 STATE: TEXAS, COUNTY	1	1	1
997722931 STATE: TEXAS, COUNTY	1	1	1
997722955 STATE: TEXAS, COUNTY	1	1	1
997722980 STATE: TEXAS, COUNTY	1	1	1
997722981 DAWSON COUNTY, TEXAS	1	1	1
997723006 STATE: TEXAS, COUNTY	1	1	1
997723030 STATE: TEXAS, COUNTY	1	1	1
997723031 STATE: TEXAS, COUNTY	1	1	1
997723032 STATE: TEXAS, COUNTY	1	1	1
997723057 ECTOR COUNTY, TEXAS	1	1	1
997723058 STATE: TEXAS, COUNTY	1	1	1
997723059 STATE: TEXAS, COUNTY	1	1	1
997723084 STATE: TEXAS, COUNTY	1	1	1
997723085 STATE: TEXAS, COUNTY	1	1	1
997723086 STATE: TEXAS, COUNTY	1	1	1
997723108 STATE: TEXAS, COUNTY	1	1	1
997723109 STATE: TEXAS, COUNTY	1	1	1
997723110 STATE: TEXAS, COUNTY	1	1	1
997723111 STATE: TEXAS, COUNTY	1	1	1
997723112 STATE: TEXAS, COUNTY	1	1	1
997723137 STATE: TEXAS, COUNTY	1	1	1

Other Assets Schedule

Description	Beginning of Year - Book Value	End of Year - Book Value	End of Year - Fair Market Value
997723138 STATE: TEXAS, COUNTY	1	1	1
997723159 STATE: TEXAS, COUNTY	1	1	1
997723180 STATE: TEXAS, COUNTY	1	1	1
997723181 STATE: TEXAS, COUNTY	1	1	1
997723198 STATE: TEXAS, COUNTY	1	1	1
997723199 STATE: TEXAS, COUNTY	1	1	1
997723200 STATE: TEXAS, COUNTY	1	1	1
997723201 STATE: TEXAS, COUNTY	1	1	1
997723202 STATE: TEXAS, COUNTY	1	1	1
997723226 ECTOR COUNTY, TEXAS	1	1	1
997723227 STATE: TEXAS, COUNTY	1	1	1
997723247 STATE: TEXAS, COUNTY	1	1	1
997723248 STATE: TEXAS, COUNTY	1	1	1
997723269 SEC 12 ETC PSL SVY A	1	1	1
997723270 STATE: TEXAS, COUNTY	1	1	1
997723271 STATE: TEXAS, COUNTY	1	1	1
997723272 STATE: TEXAS, COUNTY	1	1	1
997723273 STATE: TEXAS, COUNTY	1	1	1
997723294 STATE: TEXAS, COUNTY	1	1	1
997723295 STATE: TEXAS, COUNTY	1	1	1
997723296 STATE: TEXAS, COUNTY	1	1	1
997723297 STATE: TEXAS, COUNTY	1	1	1
997723323 STATE: TEXAS, COUNTY	1	1	1
997723324 STATE: TEXAS, COUNTY	1	1	1
997723325 STATE: TEXAS, COUNTY	1	1	1
997723326 STATE: TEXAS, COUNTY	1	1	1
997723327 STATE: TEXAS, COUNTY	1	1	1
997723351 STATE: TEXAS, COUNTY	1	1	1
997723368 STATE: TEXAS, COUNTY	1	1	1
997723369 STATE: TEXAS, COUNTY	1	1	1

Other Assets Schedule

Description	Beginning of Year - Book Value	End of Year - Book Value	End of Year - Fair Market Value
997723370 STATE: TEXAS, COUNTY	1	1	1
997723371 STATE: TEXAS, COUNTY	1	1	1
997723372 STATE: TEXAS, COUNTY	1	1	1
997723395 STATE: TEXAS, COUNTY	1	1	1
997723396 STATE: TEXAS, COUNTY	1	1	1
997723397 STATE: TEXAS, COUNTY	1	1	1
997723398 STATE: TEXAS, COUNTY	1	1	1
997723399 1/4 LH INT E/2 SW/4	1	1	1
997723412 STATE: TEXAS, COUNTY	1	1	1
997723442 SEC 22/23 A28 PSL AN	1	1	1
997723443 STATE: TEXAS, COUNTY	1	1	1
997723444 STATE: TEXAS, COUNTY	1	1	1
997723464 SEC 1 ETC PSL SVY AN	1	1	1
997723465 STATE: TEXAS, COUNTY	1	1	1
997723466 STATE: TEXAS, COUNTY	1	1	1
997723485 STATE: TEXAS, COUNTY	1	1	1
997723486 STATE: TEXAS, COUNTY	1	1	1
997723487 STATE: TEXAS, COUNTY	1	1	1
997723488 STATE: TEXAS, COUNTY	1	1	1
997723489 STATE: TEXAS, COUNTY	1	1	1
997723490 STATE: TEXAS, COUNTY	1	1	1
997723510 STATE: TEXAS, COUNTY	1	1	1
997723511 STATE: TEXAS, COUNTY	1	1	1
997723512 STATE: TEXAS, COUNTY	1	1	1
997723543 STATE: TEXAS, COUNTY	1	1	1
997723557 STATE: TEXAS, COUNTY	1	1	1
997723558 STATE: TEXAS, COUNTY	1	1	1
997723559 STATE: TEXAS, COUNTY	1	1	1
997723560 STATE: TEXAS, COUNTY	1	1	1
997723583 STATE: TEXAS, COUNTY	1	1	1



Other Assets Schedule

Description	Beginning of Year - Book Value	End of Year - Book Value	End of Year - Fair Market Value
997723584 STATE: TEXAS, COUNTY	1	1	1
997723611 STATE: TEXAS, COUNTY	1	1	1
997723643 STATE: TEXAS, COUNTY	1	1	1
997723644 STATE: TEXAS, COUNTY	1	1	1
997723645 WINKLER COUNTY, TEXA	1	1	1
997723669 STATE: TEXAS, COUNTY	1	1	1
997723670 STATE: TEXAS, COUNTY	1	1	1
997723671 SEC 19 ETC PSL SVY T	1	1	1
997723672 STATE: TEXAS, COUNTY	1	1	1
997723673 STATE: TEXAS, COUNTY	1	1	1
997723694 STATE: TEXAS, COUNTY	1	1	1
997723695 SEC 17 BLK 74 PSL WI	1	1	1
997723696 STATE: TEXAS, COUNTY	1	1	1
997723747 STATE: TEXAS, COUNTY	1	1	1
997723748 STATE: TEXAS, COUNTY	1	1	1
997723749 STATE: TEXAS, COUNTY	1	1	1
997723776 STATE: TEXAS, COUNTY	1	1	1
997723777 PECOS COUNTY, TEXAS	1	1	1
997723778 STATE: TEXAS, COUNTY	1	1	1
997723779 STATE: TEXAS, COUNTY	1	1	1
997723780 STATE: TEXAS, COUNTY	1	1	1
997723797 SEC 21 PSL SVY GAIN E	1	1	1
997723798 STATE: TEXAS, COUNTY	1	1	1
997723826 STATE: TEXAS, COUNTY	1	1	1
997723848 ANDREWS COUNTY, TEXA	1	1	1
997723849 STATE: TEXAS, COUNTY	1	1	1
997723868 STATE: TEXAS, COUNTY	1	1	1
997723869 STATE: TEXAS, COUNTY	1	1	1
997723870 STATE: TEXAS, COUNTY	1	1	1
997723871 STATE: TEXAS, COUNTY	1	1	1

Other Assets Schedule

Description	Beginning of Year - Book Value	End of Year - Book Value	End of Year - Fair Market Value
997723894 STATE: TEXAS, COUNTY	1	1	1
997723942 SEC 12 BLK A30 PSL A	1	1	1
997723953 T&P RR CO , ABS 318,	1	1	1
997723954 T&P RR CO , ABS 318,	1	1	1
997723960 STATE: TEXAS, COUNTY	1	1	1
997724087 STATE: TEXAS, COUNTY	1	1	1
997724173 STATE: TEXAS, COUNTY		0	0
997724234 1/16TH IN THEH E/2 O	1	1	1
997724533 STATE: TEXAS, COUNTY	1	1	1
997724545 STATE: TEXAS, COUNTY	1	1	1
997724553 STATE: TEXAS, COUNTY	1	1	1
997726328 STATE: TEXAS, COUNTY	1	1	1
997726329 STATE: TEXAS, COUNTY	1	1	1
997726330 STATE: TEXAS, COUNTY	1	1	1
997726605 STATE: TEXAS, COUNTY	1	1	1
997732153 STATE: TEXAS, COUNTY	1	1	1
997732281 STATE: TEXAS, COUNTY	1	1	1
997733377 STATE: TEXAS, COUNTY	1	1	1
997733539 STATE: TEXAS, COUNTY	1	1	1
997733847 NE/4 OF THE B.S.&F.	1	1	1
997733848 STATE: TEXAS, COUNTY	1	1	1
997733898 STATE: TEXAS, COUNTY	1	1	1
997733899 STATE: TEXAS, COUNTY	1	1	1
997733900 STATE: TEXAS, COUNTY	1	1	1
997734094 SEC 11 BLK A31 PSL A	1	1	1
997734095 SEC 12 BLK A31 PSL A	1	1	1
997734096 SEC 13 BLKA31 PSL AN	1	1	1
997734097 STATE: TEXAS, COUNTY	1	1	1
997734098 STATE: TEXAS, COUNTY	1	1	1
997734355 STATE: TEXAS, COUNTY	1	1	1

**Other Assets Schedule**

Description	Beginning of Year - Book Value	End of Year - Book Value	End of Year - Fair Market Value
997734356 STATE: TEXAS, COUNTY	1	1	1
997734357 STATE: TEXAS, COUNTY	1	1	1
997734358 SEC 11 BLK A30 PSL A	1	1	1
997734797 STATE: TEXAS, COUNTY	1	1	1
997734798 STATE: TEXAS, COUNTY	1	1	1
997734872 STATE: TEXAS, COUNTY	1	1	1
997735569 STATE: TEXAS, COUNTY	1	1	1
997735805 STATE: TEXAS, COUNTY	1	1	1
997735830 STATE: TEXAS, COUNTY	1	1	1
997736351 SECTION 6 22S 36E -	1	1	1
83F231209 CRUMP ANDREWS COUNTY	1	0	0
83F231217 CRUMP-PECOS PECOS CO	138	138	40,000
83F231225 CRUMP-WARD WARD COUN	1	1	22,500
530026261		0	0

**TY 2019 Other Decreases Schedule****Name:** JOE AND JESSIE CRUMP FUND XXXXX3000**EIN:** 75-6045044

Description	Amount
RETURN OF CAPITAL ADJUSTMENT	18,145
2020 TRANSACTION POSTED IN 2019	93
COST BASIS ADJUSTMENT	345,621
ACCRUED INT PAID-CARRYOVER	81
LOAN REMOVED DUE TO PAYOFF	10,000

**TY 2019 Other Expenses Schedule****Name:** JOE AND JESSIE CRUMP FUND XXXXX3000**EIN:** 75-6045044**Other Expenses Schedule**

Description	Revenue and Expenses per Books	Net Investment Income	Adjusted Net Income	Disbursements for Charitable Purposes
MINERAL INT-PRODUCTION TAX	65,898	65,988		0
MINERAL INT-AD VALOREM TAX	76,086	76,086		0
ROYALTY - OTHER EXPENSES	31,126	3,126		0
FARM - TAXES	122	122		0
FARM-INSURANCE	528	528		0
FARM-OTHER EXPENSES	2,847	2,847		0

## TY 2019 Other Income Schedule

**Name:** JOE AND JESSIE CRUMP FUND XXXXX3000

**EIN:** 75-6045044

### Other Income Schedule

Description	Revenue And Expenses Per Books	Net Investment Income	Adjusted Net Income
ROYALTY INCOME	1,413,541	1,413,541	
LEASE BONUS	79,940	79,940	
LOAN ORIGINATION FEE	4,500	4,500	
FARM - OTHER INCOME	3,216	3,216	
STATE TAX REFUND	8,198	8,198	

**TY 2019 Other Increases Schedule****Name:** JOE AND JESSIE CRUMP FUND XXXXX3000**EIN:** 75-6045044

Description	Amount
RECOVERY OF CHARITABLE DISTRIBUTION	355,621
2019 TRANSACTIONS POSTED IN 2018	273
CASH AMT IN NQSI OID	718
ROUNDING	21
PRIOR PERIOD ADJUSTMENT	450,000

Note: To capture the full content of this document, please select landscape mode (11" x 8.5") when printing.

TY 2019 Other  
Notes/Loans Receivable  
Long Schedule

Name: JOE AND JESSIE CRUMP FUND XXXXX3000  
EIN: 75-6045044

Borrower's Name	Relationship to Insider	Original Amount of Loan	Balance Due	Date of Note	Maturity Date	Repayment Terms	Interest Rate	Security Provided by Borrower	Purpose of Loan	Description of Lender Consideration	Consideration FMV
ST JOHN'S EPISCOPAL CHURCH LA PORTE	NONE	200,000	60,000	2005-12	2025-12	\$10,000/YR PLUS INTEREST	2.000 %	CHURCH	CHURCH BUILDING PROGRAM		
CHURCH OF THE HOLY APOSTLES	NONE	200,000	10,000	2001-09	2022-07	\$10,000/YR PLUS INTEREST	2.000 %	CHURCH	CHURCH BUILDING PROGRAM		
ST FRANCIS BY THE LAKE EPISCOPAL CHURCH	NONE	200,000	427,500	2000-12	2020-09	\$10,000/YR PLUS INTEREST	2.000 %	CHURCH	CHURCH BUILDING PROGRAM		
ST STEPHEN'S EPISCOPAL CHURCH	NONE	200,000	10,000	2000-12	2011-12	\$10,000/YR PLUS INTEREST	2.000 %	CHURCH	CHURCH BUILDING PROGRAM		
EPISCOPAL CHURCH OF THE HOLY SPIRIT WACO	NONE	200,000		2002-01	2022-01	\$10,000/YR PLUS INTEREST	2.000 %	CHURCH	CHURCH BUILDING PROGRAM		
EMMANUEL EPISCOPAL CHURCH HOUSTON	NONE	200,000	18,251	2002-05	2022-05	\$10,000/YR PLUS INTEREST	2.000 %	CHURCH	CHURCH BUILDING PROGRAM		
ST ALBAN'S EPISCOPAL CHURCH AUSTIN	NONE	200,000	49,467	2004-08	2024-09	\$10,000/YR PLUS INTEREST	2.000 %	CHURCH	CHURCH BUILDING PROGRAM		
THE EPISCOPAL CHURCH OF THE EPIPHANY	NONE	200,000	40,000	2004-06	2024-07	\$10,000/YR PLUS INTEREST	2.000 %	CHURCH	CHURCH BUILDING PROGRAM		
GRACE EPISCOPAL CHURCH GEORGETOWN	NONE	200,000	50,000	2004-11	2024-12	\$10,000/YR PLUS INTEREST	2.000 %	CHURCH	CHURCH BUILDING PROGRAM		
ST ANDREW'S EPISCOPAL CHURCH PEARLAND	NONE	200,000	50,000	2005-04	2025-03	\$10,000/YR PLUS INTEREST	2.000 %	CHURCH	CHURCH BUILDING PROGRAM		



Borrower's Name	Relationship to Insider	Original Amount of Loan	Balance Due	Date of Note	Maturity Date	Repayment Terms	Interest Rate	Security Provided by Borrower	Purpose of Loan	Description of Lender Consideration	Consideration FMV
ST MICHAEL'S EPISCOPAL CHURCH	NONE	200,000	50,000	2004-11	2024-11	\$10,000/YR PLUS INTEREST	2.000 %	CHURCH	CHURCH BUILDING PROGRAM		
ST PAUL'S EPISCOPAL CHURCH KATY TX	NONE	200,000	41,754	2005-05	2024-12	\$10,000/YR PLUS INTEREST	2.000 %	CHURCH	CHURCH BUILDING PROGRAM		
EPISCOPAL CHURCH OF EPIPHANY	NONE	200,000	70,000	2007-06	2026-08	\$10,000/YR PLUS INTEREST	2.000 %	CHURCH	CHURCH BUILDING PROGRAM		
ST JOHN'S EPISCOPAL CHURCH AUSTIN	NONE	200,000	70,000	2007-07	2026-12	\$10,000/YR PLUS INTEREST	2.000 %	CHURCH	CHURCH BUILDING PROGRAM		
ST JOHN'S MISSION PALACIOS	NONE	200,000		2007-02	2026-08	\$10,000/YR PLUS INTEREST	2.000 %	CHURCH	CHURCH BUILDING PROGRAM		
TRINITY EPISCOPAL CHURCH BAYTOWN	NONE	200,000	60,000	2007-01	2026-08	\$10,000/YR PLUS INTEREST	2.000 %	CHURCH	CHURCH BUILDING PROGRAM		
ST JAMES EPISCOPAL CHURCH	NONE	200,000	79,800	2008-10	2028-05	\$10,000/YR PLUS INTEREST	2.000 %	CHURCH	CHURCH BUILDING PROGRAM		
GOOD SHEPHERD EPISCOPAL CHURCH	NONE	200,000	88,915	2009-12	2029-08	\$10,000/YR PLUS INTEREST	2.000 %	CHURCH	CHURCH BUILDING PROGRAM		
ST CATHERINE'S OF SIENNA EPISCOPAL CHURCH	NONE	500,000	249,970	2010-06	1930-06	\$25,000/YR PLUS INTEREST	2.000 %	CHURCH	CHURCH BUILDING PROGRAM		
ST DUNSTAN'S EPISCOPAL CHURCH	NONE	250,000	137,500	2011-01	1931-01	\$12,500/YR PLUS INTEREST	2.000 %	CHURCH	CHURCH BUILDING PROGRAM		

Borrower's Name	Relationship to Insider	Original Amount of Loan	Balance Due	Date of Note	Maturity Date	Repayment Terms	Interest Rate	Security Provided by Borrower	Purpose of Loan	Description of Lender Consideration	Consideration FMV
ST AIDAN'S EPISCOPAL CHURCH	NONE	500,000	275,000	2011-07	1931-07	\$25,000/YR PLUS INTEREST	2.000 %	CHURCH	CHURCH BUILDING PROGRAM		
ST CUTHBERT EPISCOPAL CHURCH	NONE	500,000	275,000	2011-08	1931-08	\$25,000/YR PLUS INTEREST	2.000 %	CHURCH	CHURCH BUILDING PROGRAM		
THE EPISCOPAL CHURCH OF THE HOLY SPIRIT	NONE	500,000	325,000	2013-08	1933-08	\$25,000/YR PLUS INTEREST	2.000 %	CHURCH	CHURCH BUILDING PROGRAM		
ST PETER'S EPISCOPAL CHURCH	NONE	500,000	425,000	2013-08	1933-08	\$25,000/YR PLUS INTEREST	2.000 %	CHURCH	CHURCH BUILDING PROGRAM		
CHRIST THE KING EPISCOPAL CHURCH	NONE	500,000	450,000				2.000 %	CHURCH	CHURCH BUILDING PROGRAM		
ST RICHARD'S EPISCOPAL CHURCH	NONE	200,000	326,199				2.000 %	CHURCH	CHURCH BUILDING PROGRAM		
ALL SAINTS EPISCOPAL CHURCH	NONE		450,000				2.000 %	CHURCH	CHURCH BUILDING PROGRAM		

**TY 2019 Other Professional Fees Schedule****Name:** JOE AND JESSIE CRUMP FUND XXXXX3000**EIN:** 75-6045044

<b>Category</b>	<b>Amount</b>	<b>Net Investment Income</b>	<b>Adjusted Net Income</b>	<b>Disbursements for Charitable Purposes</b>
INVESTMNT MNGMNT FEES (NON-DED	88,439	88,439		

**TY 2019 Taxes Schedule****Name:** JOE AND JESSIE CRUMP FUND XXXXX3000**EIN:** 75-6045044

Category	Amount	Net Investment Income	Adjusted Net Income	Disbursements for Charitable Purposes
STATE INCOME TAXES	4,924	4,924		0
FEDERAL ESTIMATES - INCOME	12,264	0		0
FOREIGN TAXES ON QUALIFIED FOR	17,846	17,846		0
FOREIGN TAXES ON NONQUALIFIED	2,665	2,665		0