








For calendar year 2019, or tax year beginning 10-01-2019, and ending 09-30-2020

| | | | |
|--|--|---|--|
| Name of foundation MCLAUGHLIN FAMILY FOUNDATION | | A Employer identification number 47-0945945 | |
| Number and street (or P.O. box number if mail is not delivered to street address) 6824 N ROBINSON | | B Telephone number (see instructions) (405) 256-4199 | |
| City or town, state or province, country, and ZIP or foreign postal code OKLAHOMA CITY, OK 73116 | | C If exemption application is pending, check here <input type="checkbox"/> | |
| G Check all that apply: <input type="checkbox"/> Initial return <input type="checkbox"/> Initial return of a former public charity <input type="checkbox"/> Final return <input type="checkbox"/> Amended return <input type="checkbox"/> Address change <input type="checkbox"/> Name change | | D 1. Foreign organizations, check here..... <input type="checkbox"/> 2. Foreign organizations meeting the 85% test, check here and attach computation ... <input type="checkbox"/> | |
| H Check type of organization: <input checked="" type="checkbox"/> Section 501(c)(3) exempt private foundation <input type="checkbox"/> Section 4947(a)(1) nonexempt charitable trust <input type="checkbox"/> Other taxable private foundation | | E If private foundation status was terminated under section 507(b)(1)(A), check here <input type="checkbox"/> | |
| I Fair market value of all assets at end of year (from Part II, col. (c), line 16) ▶ \$ 27,521,764 | | F If the foundation is in a 60-month termination under section 507(b)(1)(B), check here <input type="checkbox"/> | |
| J Accounting method: <input type="checkbox"/> Cash <input checked="" type="checkbox"/> Accrual <input type="checkbox"/> Other (specify) _____ (Part I, column (d) must be on cash basis.) | | | |

| Part I Analysis of Revenue and Expenses (The total of amounts in columns (b), (c), and (d) may not necessarily equal the amounts in column (a) (see instructions).) | | (a) Revenue and expenses per books | (b) Net investment income | (c) Adjusted net income | (d) Disbursements for charitable purposes (cash basis only) |
|---|---|------------------------------------|---------------------------|-------------------------|---|
| Revenue | 1 Contributions, gifts, grants, etc., received (attach schedule) | | | | |
| | 2 Check <input checked="" type="checkbox"/> if the foundation is not required to attach Sch. B | | | | |
| | 3 Interest on savings and temporary cash investments | | | | |
| | 4 Dividends and interest from securities . . . | 468,230 | 468,230 | | |
| | 5a Gross rents | 7,000 | 7,000 | | |
| | b Net rental income or (loss) 7,000 | | | | |
| | 6a Net gain or (loss) from sale of assets not on line 10 | 294,309 | | | |
| | b Gross sales price for all assets on line 6a 13,060,112 | | | | |
| | 7 Capital gain net income (from Part IV, line 2) . . . | | 294,309 | | |
| | 8 Net short-term capital gain | | | | |
| | 9 Income modifications | | | | |
| | 10a Gross sales less returns and allowances | | | | |
| Operating and Administrative Expenses | b Less: Cost of goods sold | | | | |
| | c Gross profit or (loss) (attach schedule) | | | | |
| | 11 Other income (attach schedule) | 8,607 | 44,273 | 0 | |
| | 12 Total. Add lines 1 through 11 | 778,146 | 813,812 | 0 | |
| | 13 Compensation of officers, directors, trustees, etc. | 0 | 0 | 0 | 0 |
| | 14 Other employee salaries and wages | | | | |
| | 15 Pension plans, employee benefits | | | | |
| | 16a Legal fees (attach schedule) | 1,247 | 624 | 0 | 623 |
| | b Accounting fees (attach schedule) | 14,400 | 5,613 | 0 | 5,612 |
| | c Other professional fees (attach schedule) | 175,777 | 113,937 | 0 | 61,840 |
| | 17 Interest | | | | |
| | 18 Taxes (attach schedule) (see instructions) | 3,186 | 855 | 0 | 0 |
| | 19 Depreciation (attach schedule) and depletion . . . | 15,372 | 0 | 0 | |
| | 20 Occupancy | | | | |
| | 21 Travel, conferences, and meetings | 815 | 0 | 0 | 815 |
| | 22 Printing and publications | | | | |
| | 23 Other expenses (attach schedule) | 23,654 | 0 | 0 | 8,149 |
| | 24 Total operating and administrative expenses. Add lines 13 through 23 | 234,451 | 121,029 | 0 | 77,039 |
| | 25 Contributions, gifts, grants paid | 4,287,659 | | | 4,287,659 |
| | 26 Total expenses and disbursements. Add lines 24 and 25 | 4,522,110 | 121,029 | 0 | 4,364,698 |
| | 27 Subtract line 26 from line 12: | | | | |
| | a Excess of revenue over expenses and disbursements | -3,743,964 | | | |
| | b Net investment income (if negative, enter -0-) | | 692,783 | | |
| | | | | 0 | |
| | | | | | |

| Part II Balance Sheets | | Attached schedules and amounts in the description column should be for end-of-year amounts only. (See instructions.) | | |
|--|---|--|----------------|-----------------------|
| | | Beginning of year | End of year | |
| | | (a) Book Value | (b) Book Value | (c) Fair Market Value |
| Assets | 1 Cash—non-interest-bearing | | | |
| | 2 Savings and temporary cash investments | 906,503 | 2,425,546 | 2,425,546 |
| | 3 Accounts receivable ▶ _____ Less: allowance for doubtful accounts ▶ _____ | | | |
| | 4 Pledges receivable ▶ _____ Less: allowance for doubtful accounts ▶ _____ | | | |
| | 5 Grants receivable | | | |
| | 6 Receivables due from officers, directors, trustees, and other disqualified persons (attach schedule) (see instructions) | | | |
| | 7 Other notes and loans receivable (attach schedule) ▶ _____ Less: allowance for doubtful accounts ▶ _____ | | | |
| | 8 Inventories for sale or use | | | |
| | 9 Prepaid expenses and deferred charges | | | |
| | 10a Investments—U.S. and state government obligations (attach schedule) | | | |
| | b Investments—corporate stock (attach schedule) | 19,020,861  | 16,725,759 | 16,725,759 |
| | c Investments—corporate bonds (attach schedule) | 4,474,747  | 4,519,327 | 4,519,327 |
| | 11 Investments—land, buildings, and equipment: basis ▶ _____ Less: accumulated depreciation (attach schedule) ▶ _____ | | | |
| | 12 Investments—mortgage loans | | | |
| | 13 Investments—other (attach schedule) | 3,962,597  | 3,810,102 | 3,810,102 |
| | 14 Land, buildings, and equipment: basis ▶ _____ Less: accumulated depreciation (attach schedule) ▶ _____ | 1,963,564 | 0 | 0 |
| 15 Other assets (describe ▶ _____) |  39,545  | 41,030  | 41,030 | |
| 16 Total assets (to be completed by all filers—see the instructions. Also, see page 1, item I) | 30,367,817 | 27,521,764 | 27,521,764 | |
| Liabilities | 17 Accounts payable and accrued expenses | 6,846 | 5,468 | |
| | 18 Grants payable | | | |
| | 19 Deferred revenue | | | |
| | 20 Loans from officers, directors, trustees, and other disqualified persons | | | |
| | 21 Mortgages and other notes payable (attach schedule) | | | |
| | 22 Other liabilities (describe ▶ _____) | | | |
| | 23 Total liabilities (add lines 17 through 22) | 6,846 | 5,468 | |
| Net Assets or Fund Balances | Foundations that follow FASB ASC 958, check here ▶ <input type="checkbox"/> and complete lines 24, 25, 29 and 30. | | | |
| | 24 Net assets without donor restrictions | | | |
| | 25 Net assets with donor restrictions | | | |
| | Foundations that do not follow FASB ASC 958, check here ▶ <input checked="" type="checkbox"/> and complete lines 26 through 30. | | | |
| | 26 Capital stock, trust principal, or current funds | 0 | 0 | |
| | 27 Paid-in or capital surplus, or land, bldg., and equipment fund | 0 | 0 | |
| | 28 Retained earnings, accumulated income, endowment, or other funds | 30,360,971 | 27,516,296 | |
| | 29 Total net assets or fund balances (see instructions) | 30,360,971 | 27,516,296 | |
| 30 Total liabilities and net assets/fund balances (see instructions) . | 30,367,817 | 27,521,764 | | |

Part III Analysis of Changes in Net Assets or Fund Balances

| | | |
|---|----------|------------|
| 1 Total net assets or fund balances at beginning of year—Part II, column (a), line 29 (must agree with end-of-year figure reported on prior year's return) | 1 | 30,360,971 |
| 2 Enter amount from Part I, line 27a | 2 | -3,743,964 |
| 3 Other increases not included in line 2 (itemize) ▶  | 3 | 899,289 |
| 4 Add lines 1, 2, and 3 | 4 | 27,516,296 |
| 5 Decreases not included in line 2 (itemize) ▶ _____ | 5 | 0 |
| 6 Total net assets or fund balances at end of year (line 4 minus line 5)—Part II, column (b), line 29 . | 6 | 27,516,296 |

Part IV Capital Gains and Losses for Tax on Investment Income

| (a) List and describe the kind(s) of property sold (e.g., real estate, 2-story brick warehouse; or common stock, 200 shs. MLC Co.) | (b) How acquired P—Purchase D—Donation | (c) Date acquired (mo., day, yr.) | (d) Date sold (mo., day, yr.) |
|--|---|---|-------------------------------------|
| 1 a PUBLICLY TRADED SECURITIES | | | |
| b PUBLICLY TRADED SECURITIES | | | |
| c SALE OF 12600 N KELLEY AVENUE - LAND | | | |
| d SALE OF 12600 N KELLEY AVENUE - BUILDING | | | |
| e CAPITAL GAINS DIVIDENDS | P | | |

| (e) Gross sales price | (f) Depreciation allowed (or allowable) | (g) Cost or other basis plus expense of sale | (h) Gain or (loss) (e) plus (f) minus (g) |
|--------------------------|---|--|---|
| a 4,404,442 | | 4,636,700 | -232,258 |
| b 6,334,770 | | 6,151,757 | 183,013 |
| c 1,206,085 | | 1,107,197 | 98,888 |
| d 993,915 | 42,273 | 912,422 | 123,766 |
| e 120,900 | | | 120,900 |

Complete only for assets showing gain in column (h) and owned by the foundation on 12/31/69

| (i) F.M.V. as of 12/31/69 | (j) Adjusted basis as of 12/31/69 | (k) Excess of col. (i) over col. (j), if any | (l) Gains (Col. (h) gain minus col. (k), but not less than -0-) or Losses (from col.(h)) |
|------------------------------|---|--|---|
| a | | | -232,258 |
| b | | | 183,013 |
| c | | | 98,888 |
| d | | | 123,766 |
| e | | | 120,900 |

| | | |
|---|---|----------|
| 2 Capital gain net income or (net capital loss) | 2 | 294,309 |
| 3 Net short-term capital gain or (loss) as defined in sections 1222(5) and (6): If gain, also enter in Part I, line 8, column (c) (see instructions). If (loss), enter -0- in Part I, line 8 | 3 | -232,258 |

Part V Qualification Under Section 4940(e) for Reduced Tax on Net Investment Income

(For optional use by domestic private foundations subject to the section 4940(a) tax on net investment income.)

If section 4940(d)(2) applies, leave this part blank.

Was the foundation liable for the section 4942 tax on the distributable amount of any year in the base period?

☐ Yes ☒ No

If "Yes," the foundation does not qualify under section 4940(e). Do not complete this part.

1 Enter the appropriate amount in each column for each year; see instructions before making any entries.

| (a) Base period years Calendar year (or tax year beginning in) | (b) Adjusted qualifying distributions | (c) Net value of noncharitable-use assets | (d) Distribution ratio (col. (b) divided by col. (c)) |
|--|--|--|---|
| 2018 | 1,496,866 | 27,685,984 | 0.054066 |
| 2017 | 3,530,151 | 32,258,806 | 0.109432 |
| 2016 | 805,132 | 14,475,982 | 0.055618 |
| 2015 | 737,334 | 11,236,719 | 0.065618 |
| 2014 | 705,286 | 11,811,746 | 0.059711 |

| | | |
|---|---|------------|
| 2 Total of line 1, column (d) | 2 | 0.344445 |
| 3 Average distribution ratio for the 5-year base period—divide the total on line 2 by 5.0, or by the number of years the foundation has been in existence if less than 5 years | 3 | 0.068889 |
| 4 Enter the net value of noncharitable-use assets for 2019 from Part X, line 5 | 4 | 27,002,601 |
| 5 Multiply line 4 by line 3 | 5 | 1,860,182 |
| 6 Enter 1% of net investment income (1% of Part I, line 27b) | 6 | 6,928 |
| 7 Add lines 5 and 6 | 7 | 1,867,110 |
| 8 Enter qualifying distributions from Part XII, line 4 | 8 | 4,364,698 |

If line 8 is equal to or greater than line 7, check the box in Part VI, line 1b, and complete that part using a 1% tax rate. See the Part VI instructions.

Part VI Excise Tax Based on Investment Income (Section 4940(a), 4940(b), 4940(e), or 4948—see instructions)

| | | | |
|-----------|---|-----------|-------|
| 1a | Exempt operating foundations described in section 4940(d)(2), check here <input type="checkbox"/> and enter "N/A" on line 1. Date of ruling or determination letter: _____ (attach copy of letter if necessary—see instructions) | | |
| b | Domestic foundations that meet the section 4940(e) requirements in Part V, check here <input checked="" type="checkbox"/> and enter 1% of Part I, line 27b | 1 | 6,928 |
| c | All other domestic foundations enter 2% of line 27b. Exempt foreign organizations enter 4% of Part I, line 12, col. (b) | | |
| 2 | Tax under section 511 (domestic section 4947(a)(1) trusts and taxable foundations only. Others enter -0-) | 2 | 0 |
| 3 | Add lines 1 and 2. | 3 | 6,928 |
| 4 | Subtitle A (income) tax (domestic section 4947(a)(1) trusts and taxable foundations only. Others enter -0-) | 4 | 0 |
| 5 | Tax based on investment income. Subtract line 4 from line 3. If zero or less, enter -0- | 5 | 6,928 |
| 6 | Credits/Payments: | | |
| a | 2019 estimated tax payments and 2018 overpayment credited to 2019 | 6a | 0 |
| b | Exempt foreign organizations—tax withheld at source | 6b | |
| c | Tax paid with application for extension of time to file (Form 8868) | 6c | 7,400 |
| d | Backup withholding erroneously withheld | 6d | 0 |
| 7 | Total credits and payments. Add lines 6a through 6d. | 7 | 7,400 |
| 8 | Enter any penalty for underpayment of estimated tax. Check here <input checked="" type="checkbox"/> if Form 2220 is attached. | 8 | 176 |
| 9 | Tax due. If the total of lines 5 and 8 is more than line 7, enter amount owed ▶ | 9 | |
| 10 | Overpayment. If line 7 is more than the total of lines 5 and 8, enter the amount overpaid ▶ | 10 | 296 |
| 11 | Enter the amount of line 10 to be: Credited to 2020 estimated tax ▶ 296 Refunded ▶ | 11 | 0 |

Part VII-A Statements Regarding Activities

| | Yes | No |
|--|-----|----|
| 1a During the tax year, did the foundation attempt to influence any national, state, or local legislation or did it participate or intervene in any political campaign? | | No |
| b Did it spend more than \$100 during the year (either directly or indirectly) for political purposes? (see Instructions for definition). <i>If the answer is "Yes" to 1a or 1b, attach a detailed description of the activities and copies of any materials published or distributed by the foundation in connection with the activities.</i> | | No |
| c Did the foundation file Form 1120-POL for this year? | | No |
| d Enter the amount (if any) of tax on political expenditures (section 4955) imposed during the year: (1) On the foundation. ▶ \$ 0 (2) On foundation managers. ▶ \$ 0 | | |
| e Enter the reimbursement (if any) paid by the foundation during the year for political expenditure tax imposed on foundation managers. ▶ \$ 0 | | |
| 2 Has the foundation engaged in any activities that have not previously been reported to the IRS? <i>If "Yes," attach a detailed description of the activities.</i> | | No |
| 3 Has the foundation made any changes, not previously reported to the IRS, in its governing instrument, articles of incorporation, or bylaws, or other similar instruments? <i>If "Yes," attach a conformed copy of the changes</i> | | No |
| 4a Did the foundation have unrelated business gross income of \$1,000 or more during the year? | Yes | |
| b If "Yes," has it filed a tax return on Form 990-T for this year? | Yes | |
| 5 Was there a liquidation, termination, dissolution, or substantial contraction during the year? <i>If "Yes," attach the statement required by General Instruction T.</i> | | No |
| 6 Are the requirements of section 508(e) (relating to sections 4941 through 4945) satisfied either: • By language in the governing instrument, or • By state legislation that effectively amends the governing instrument so that no mandatory directions that conflict with the state law remain in the governing instrument? | Yes | |
| 7 Did the foundation have at least \$5,000 in assets at any time during the year? <i>If "Yes," complete Part II, col. (c), and Part XV.</i> | Yes | |
| 8a Enter the states to which the foundation reports or with which it is registered (see instructions) ▶ OK _____ | | |
| b If the answer is "Yes" to line 7, has the foundation furnished a copy of Form 990-PF to the Attorney General (or designate) of each state as required by General Instruction G? <i>If "No," attach explanation .</i> | Yes | |
| 9 Is the foundation claiming status as a private operating foundation within the meaning of section 4942(j)(3) or 4942(j)(5) for calendar year 2019 or the taxable year beginning in 2019? See the instructions for Part XIV. <i>If "Yes," complete Part XIV</i> | | No |
| 10 Did any persons become substantial contributors during the tax year? <i>If "Yes," attach a schedule listing their names and addresses.</i> | | No |

Part VII-A Statements Regarding Activities (continued)

| | | | | |
|-----------|---|-----------|------------|-----------|
| 11 | At any time during the year, did the foundation, directly or indirectly, own a controlled entity within the meaning of section 512(b)(13)? If "Yes," attach schedule. See instructions. | 11 | | No |
| 12 | Did the foundation make a distribution to a donor advised fund over which the foundation or a disqualified person had advisory privileges? If "Yes," attach statement. See instructions | 12 | | No |
| 13 | Did the foundation comply with the public inspection requirements for its annual returns and exemption application? Website address ► <u>WWW.MCLAUGHLINFAMILYFOUNDATION.ORG</u> | 13 | Yes | |
| 14 | The books are in care of ► <u>MCLAUGHLIN FAMILY FOUNDATION</u> Telephone no. ► <u>(405) 256-4199</u> | | | |

Located at ► 6824 N ROBINSON OKLAHOMA CITY OK ZIP+4 ► 73116

| | | | | |
|-----------|---|-----------|------------|-----------|
| 15 | Section 4947(a)(1) nonexempt charitable trusts filing Form 990-PF in lieu of Form 1041 —check here ► <input type="checkbox"/> | | | |
| | and enter the amount of tax-exempt interest received or accrued during the year ► 15 | | | |
| 16 | At any time during calendar year 2019, did the foundation have an interest in or a signature or other authority over a bank, securities, or other financial account in a foreign country? | 16 | Yes | No |
| | See the instructions for exceptions and filing requirements for FinCEN Form 114. If "Yes", enter the name of the foreign country ► | | | |

Part VII-B Statements Regarding Activities for Which Form 4720 May Be Required

File Form 4720 if any item is checked in the "Yes" column, unless an exception applies.

| | | Yes | No |
|-----------|---|------------|-----------|
| 1a | During the year did the foundation (either directly or indirectly): | | |
| | (1) Engage in the sale or exchange, or leasing of property with a disqualified person? <input type="checkbox"/> Yes <input checked="" type="checkbox"/> No | | |
| | (2) Borrow money from, lend money to, or otherwise extend credit to (or accept it from) a disqualified person? <input type="checkbox"/> Yes <input checked="" type="checkbox"/> No | | |
| | (3) Furnish goods, services, or facilities to (or accept them from) a disqualified person? <input checked="" type="checkbox"/> Yes <input type="checkbox"/> No | | |
| | (4) Pay compensation to, or pay or reimburse the expenses of, a disqualified person? <input checked="" type="checkbox"/> Yes <input type="checkbox"/> No | | |
| | (5) Transfer any income or assets to a disqualified person (or make any of either available for the benefit or use of a disqualified person)? <input type="checkbox"/> Yes <input checked="" type="checkbox"/> No | | |
| | (6) Agree to pay money or property to a government official? (Exception. Check "No" if the foundation agreed to make a grant to or to employ the official for a period after termination of government service, if terminating within 90 days.) <input type="checkbox"/> Yes <input checked="" type="checkbox"/> No | | |
| b | If any answer is "Yes" to 1a(1)–(6), did any of the acts fail to qualify under the exceptions described in Regulations section 53.4941(d)-3 or in a current notice regarding disaster assistance? See instructions | 1b | No |
| | Organizations relying on a current notice regarding disaster assistance check here. ► <input type="checkbox"/> | | |
| c | Did the foundation engage in a prior year in any of the acts described in 1a, other than excepted acts, that were not corrected before the first day of the tax year beginning in 2019? | 1c | No |
| 2 | Taxes on failure to distribute income (section 4942) (does not apply for years the foundation was a private operating foundation defined in section 4942(j)(3) or 4942(j)(5)): | | |
| a | At the end of tax year 2019, did the foundation have any undistributed income (lines 6d and 6e, Part XIII) for tax year(s) beginning before 2019? <input type="checkbox"/> Yes <input checked="" type="checkbox"/> No | | |
| | If "Yes," list the years ► 20____, 20____, 20____, 20____ | | |
| b | Are there any years listed in 2a for which the foundation is not applying the provisions of section 4942(a)(2) (relating to incorrect valuation of assets) to the year's undistributed income? (If applying section 4942(a)(2) to all years listed, answer "No" and attach statement—see instructions.) | 2b | |
| c | If the provisions of section 4942(a)(2) are being applied to any of the years listed in 2a, list the years here. ► 20____, 20____, 20____, 20____ | | |
| 3a | Did the foundation hold more than a 2% direct or indirect interest in any business enterprise at any time during the year? <input type="checkbox"/> Yes <input checked="" type="checkbox"/> No | | |
| b | If "Yes," did it have excess business holdings in 2019 as a result of (1) any purchase by the foundation or disqualified persons after May 26, 1969; (2) the lapse of the 5-year period (or longer period approved by the Commissioner under section 4943(c)(7)) to dispose of holdings acquired by gift or bequest; or (3) the lapse of the 10-, 15-, or 20-year first phase holding period? (Use Schedule C, Form 4720, to determine if the foundation had excess business holdings in 2019.) | 3b | |
| 4a | Did the foundation invest during the year any amount in a manner that would jeopardize its charitable purposes? | 4a | No |
| b | Did the foundation make any investment in a prior year (but after December 31, 1969) that could jeopardize its charitable purpose that had not been removed from jeopardy before the first day of the tax year beginning in 2019? | 4b | No |

Part VII-B Statements Regarding Activities for Which Form 4720 May Be Required (continued)

| | | | | |
|-----------|--|---|------------|-----------|
| 5a | During the year did the foundation pay or incur any amount to: | | Yes | No |
| (1) | Carry on propaganda, or otherwise attempt to influence legislation (section 4945(e))? | <input type="checkbox"/> Yes <input checked="" type="checkbox"/> No | | |
| (2) | Influence the outcome of any specific public election (see section 4955); or to carry on, directly or indirectly, any voter registration drive? | <input type="checkbox"/> Yes <input checked="" type="checkbox"/> No | | |
| (3) | Provide a grant to an individual for travel, study, or other similar purposes? | <input type="checkbox"/> Yes <input checked="" type="checkbox"/> No | | |
| (4) | Provide a grant to an organization other than a charitable, etc., organization described in section 4945(d)(4)(A)? See instructions. | <input type="checkbox"/> Yes <input checked="" type="checkbox"/> No | | |
| (5) | Provide for any purpose other than religious, charitable, scientific, literary, or educational purposes, or for the prevention of cruelty to children or animals? | <input type="checkbox"/> Yes <input checked="" type="checkbox"/> No | | |
| b | If any answer is "Yes" to 5a(1)–(5), did any of the transactions fail to qualify under the exceptions described in Regulations section 53.4945 or in a current notice regarding disaster assistance? See instructions | | 5b | |
| | Organizations relying on a current notice regarding disaster assistance check here. | <input type="checkbox"/> | | |
| c | If the answer is "Yes" to question 5a(4), does the foundation claim exemption from the tax because it maintained expenditure responsibility for the grant? | <input type="checkbox"/> Yes <input type="checkbox"/> No | | |
| | <i>If "Yes," attach the statement required by Regulations section 53.4945–5(d).</i> | | | |
| 6a | Did the foundation, during the year, receive any funds, directly or indirectly, to pay premiums on a personal benefit contract? | <input type="checkbox"/> Yes <input checked="" type="checkbox"/> No | 6b | No |
| b | Did the foundation, during the year, pay premiums, directly or indirectly, on a personal benefit contract? | | | |
| | <i>If "Yes" to 6b, file Form 8870.</i> | | | |
| 7a | At any time during the tax year, was the foundation a party to a prohibited tax shelter transaction? | <input type="checkbox"/> Yes <input checked="" type="checkbox"/> No | 7b | |
| b | If "Yes", did the foundation receive any proceeds or have any net income attributable to the transaction? | | | |
| 8 | Is the foundation subject to the section 4960 tax on payment(s) of more than \$1,000,000 in remuneration or excess parachute payment during the year? | <input type="checkbox"/> Yes <input checked="" type="checkbox"/> No | | |

Part VIII Information About Officers, Directors, Trustees, Foundation Managers, Highly Paid Employees, and Contractors

| | | | | |
|---|--|--|--|--|
| 1 List all officers, directors, trustees, foundation managers and their compensation. See instructions | | | | |
| (a) Name and address | (b) Title, and average hours per week devoted to position | (c) Compensation (If not paid, enter -0-) | (d) Contributions to employee benefit plans and deferred compensation | (e) Expense account, other allowances |
| See Additional Data Table | | | | |
| | | | | |
| | | | | |
| | | | | |
| | | | | |
| | | | | |
| 2 Compensation of five highest-paid employees (other than those included on line 1—see instructions). If none, enter "NONE." | | | | |
| (a) Name and address of each employee paid more than \$50,000 | (b) Title, and average hours per week devoted to position | (c) Compensation | (d) Contributions to employee benefit plans and deferred compensation | (e) Expense account, other allowances |
| NONE | | | | |
| | | | | |
| | | | | |
| | | | | |
| | | | | |
| | | | | |
| | | | | |
| Total number of other employees paid over \$50,000. | | | | 0 |

Part VIII Information About Officers, Directors, Trustees, Foundation Managers, Highly Paid Employees, and Contractors (continued)


3 Five highest-paid independent contractors for professional services (see instructions). If none, enter "NONE".

| (a) Name and address of each person paid more than \$50,000 | (b) Type of service | (c) Compensation |
|---|---------------------|------------------|
| NONE | | |
| | | |
| | | |
| | | |
| | | |
| | | |
| | | |
| | | |
| | | |
| | | |
| Total number of others receiving over \$50,000 for professional services. | | 0 |

Part IX-A Summary of Direct Charitable Activities

| List the foundation's four largest direct charitable activities during the tax year. Include relevant statistical information such as the number of organizations and other beneficiaries served, conferences convened, research papers produced, etc. | Expenses |
|--|----------|
| 1 N/A | 0 |
| 2 | |
| | |
| | |
| 3 | |
| | |
| | |
| 4 | |
| | |
| | |
| | |

Part IX-B Summary of Program-Related Investments (see instructions)

| Describe the two largest program-related investments made by the foundation during the tax year on lines 1 and 2. | Amount |
|---|--------|
| 1 N/A | 0 |
| 2 | |
| | |
| | |
| All other program-related investments. See instructions. | |
| 3  | 0 |
| Total. Add lines 1 through 3 | 0 |

Part X Minimum Investment Return (All domestic foundations must complete this part. Foreign foundations, see instructions.)

| | | | |
|----------|--|-----------|------------|
| 1 | Fair market value of assets not used (or held for use) directly in carrying out charitable, etc., purposes: | | |
| a | Average monthly fair market value of securities. | 1a | 21,717,124 |
| b | Average of monthly cash balances. | 1b | 1,798,000 |
| c | Fair market value of all other assets (see instructions). | 1c | 3,898,684 |
| d | Total (add lines 1a, b, and c). | 1d | 27,413,808 |
| e | Reduction claimed for blockage or other factors reported on lines 1a and 1c (attach detailed explanation). | 1e | 0 |
| 2 | Acquisition indebtedness applicable to line 1 assets. | 2 | 0 |
| 3 | Subtract line 2 from line 1d. | 3 | 27,413,808 |
| 4 | Cash deemed held for charitable activities. Enter 1 1/2% of line 3 (for greater amount, see instructions). | 4 | 411,207 |
| 5 | Net value of noncharitable-use assets. Subtract line 4 from line 3. Enter here and on Part V, line 4 | 5 | 27,002,601 |
| 6 | Minimum investment return. Enter 5% of line 5. | 6 | 1,350,130 |

Part XI Distributable Amount (see instructions) (Section 4942(j)(3) and (j)(5) private operating foundations and certain foreign organizations check here ☐ and do not complete this part.)

| | | | |
|-----------|--|-----------|-----------|
| 1 | Minimum investment return from Part X, line 6. | 1 | 1,350,130 |
| 2a | Tax on investment income for 2019 from Part VI, line 5. | 2a | 6,928 |
| b | Income tax for 2019. (This does not include the tax from Part VI.). | 2b | 1,624 |
| c | Add lines 2a and 2b. | 2c | 8,552 |
| 3 | Distributable amount before adjustments. Subtract line 2c from line 1. | 3 | 1,341,578 |
| 4 | Recoveries of amounts treated as qualifying distributions. | 4 | 1,990,465 |
| 5 | Add lines 3 and 4. | 5 | 3,332,043 |
| 6 | Deduction from distributable amount (see instructions). | 6 | 0 |
| 7 | Distributable amount as adjusted. Subtract line 6 from line 5. Enter here and on Part XIII, line 1. | 7 | 3,332,043 |

Part XII Qualifying Distributions (see instructions)

| | | | |
|----------|--|-----------|-----------|
| 1 | Amounts paid (including administrative expenses) to accomplish charitable, etc., purposes: | | |
| a | Expenses, contributions, gifts, etc.—total from Part I, column (d), line 26. | 1a | 4,364,698 |
| b | Program-related investments—total from Part IX-B. | 1b | 0 |
| 2 | Amounts paid to acquire assets used (or held for use) directly in carrying out charitable, etc., purposes. | 2 | |
| 3 | Amounts set aside for specific charitable projects that satisfy the: | | |
| a | Suitability test (prior IRS approval required). | 3a | |
| b | Cash distribution test (attach the required schedule). | 3b | |
| 4 | Qualifying distributions. Add lines 1a through 3b. Enter here and on Part V, line 8, and Part XIII, line 4 | 4 | 4,364,698 |
| 5 | Foundations that qualify under section 4940(e) for the reduced rate of tax on net investment income. Enter 1% of Part I, line 27b. See instructions. | 5 | 6,928 |
| 6 | Adjusted qualifying distributions. Subtract line 5 from line 4. | 6 | 4,357,770 |

Note: The amount on line 6 will be used in Part V, column (b), in subsequent years when calculating whether the foundation qualifies for the section 4940(e) reduction of tax in those years.

Part XIII Undistributed Income (see instructions)

| | (a) Corpus | (b) Years prior to 2018 | (c) 2018 | (d) 2019 |
|--|---------------|----------------------------|-------------|-------------|
| 1 Distributable amount for 2019 from Part XI, line 7 | | | | 3,332,043 |
| 2 Undistributed income, if any, as of the end of 2019: | | | | |
| a Enter amount for 2018 only. | | | 0 | |
| b Total for prior years: 20____, 20____, 20____ | | 0 | | |
| 3 Excess distributions carryover, if any, to 2019: | | | | |
| a From 2014. | | | | |
| b From 2015. | | | | |
| c From 2016. | | | | |
| d From 2017. | | | | 2,072,043 |
| e From 2018. | | | | 113,655 |
| f Total of lines 3a through e. | 2,185,698 | | | |
| 4 Qualifying distributions for 2019 from Part XII, line 4: ► \$ 4,364,698 | | | | |
| a Applied to 2018, but not more than line 2a | | | 0 | |
| b Applied to undistributed income of prior years (Election required—see instructions). | | 0 | | |
| c Treated as distributions out of corpus (Election required—see instructions). | 0 | | | |
| d Applied to 2019 distributable amount. | | | | 3,332,043 |
| e Remaining amount distributed out of corpus | 1,032,655 | | | |
| 5 Excess distributions carryover applied to 2019. (If an amount appears in column (d), the same amount must be shown in column (a).) | 0 | | | 0 |
| 6 Enter the net total of each column as indicated below: | | | | |
| a Corpus. Add lines 3f, 4c, and 4e. Subtract line 5 | 3,218,353 | | | |
| b Prior years' undistributed income. Subtract line 4b from line 2b. | | 0 | | |
| c Enter the amount of prior years' undistributed income for which a notice of deficiency has been issued, or on which the section 4942(a) tax has been previously assessed. | | 0 | | |
| d Subtract line 6c from line 6b. Taxable amount—see instructions. | | 0 | | |
| e Undistributed income for 2018. Subtract line 4a from line 2a. Taxable amount—see instructions. | | | 0 | |
| f Undistributed income for 2019. Subtract lines 4d and 5 from line 1. This amount must be distributed in 2020. | | | | 0 |
| 7 Amounts treated as distributions out of corpus to satisfy requirements imposed by section 170(b)(1)(F) or 4942(g)(3) (Election may be required - see instructions). | 0 | | | |
| 8 Excess distributions carryover from 2014 not applied on line 5 or line 7 (see instructions). | 0 | | | |
| 9 Excess distributions carryover to 2020. Subtract lines 7 and 8 from line 6a. | 3,218,353 | | | |
| 10 Analysis of line 9: | | | | |
| a Excess from 2015. | | | | |
| b Excess from 2016. | | | | |
| c Excess from 2017. | | | | 2,072,043 |
| d Excess from 2018. | | | | 113,655 |
| e Excess from 2019. | | | | 1,032,655 |

Part XIV Private Operating Foundations (see instructions and Part VII-A, question 9)

1a If the foundation has received a ruling or determination letter that it is a private operating foundation, and the ruling is effective for 2019, enter the date of the ruling. ▶

b Check box to indicate whether the organization is a private operating foundation described in section ☐ 4942(j)(3) or ☐ 4942(j)(5)

2a Enter the lesser of the adjusted net income from Part I or the minimum investment return from Part X for each year listed

| | Tax year | Prior 3 years | | | (e) Total |
|--|----------|---------------|----------|----------|-----------|
| | (a) 2019 | (b) 2018 | (c) 2017 | (d) 2016 | |
| b 85% of line 2a | | | | | |
| c Qualifying distributions from Part XII, line 4 for each year listed | | | | | |
| d Amounts included in line 2c not used directly for active conduct of exempt activities | | | | | |
| e Qualifying distributions made directly for active conduct of exempt activities. Subtract line 2d from line 2c | | | | | |
| 3 Complete 3a, b, or c for the alternative test relied upon: | | | | | |
| a "Assets" alternative test—enter: | | | | | |
| (1) Value of all assets | | | | | |
| (2) Value of assets qualifying under section 4942(j)(3)(B)(i) | | | | | |
| b "Endowment" alternative test— enter 2/3 of minimum investment return shown in Part X, line 6 for each year listed. | | | | | |
| c "Support" alternative test—enter: | | | | | |
| (1) Total support other than gross investment income (interest, dividends, rents, payments on securities loans (section 512(a)(5)), or royalties) | | | | | |
| (2) Support from general public and 5 or more exempt organizations as provided in section 4942(j)(3)(B)(iii). | | | | | |
| (3) Largest amount of support from an exempt organization | | | | | |
| (4) Gross investment income | | | | | |

Part XV Supplementary Information (Complete this part only if the foundation had \$5,000 or more in assets at any time during the year—see instructions.)

1 Information Regarding Foundation Managers:

a List any managers of the foundation who have contributed more than 2% of the total contributions received by the foundation before the close of any tax year (but only if they have contributed more than \$5,000). (See section 507(d)(2).) See Additional Data Table

b List any managers of the foundation who own 10% or more of the stock of a corporation (or an equally large portion of the ownership of a partnership or other entity) of which the foundation has a 10% or greater interest.

2 Information Regarding Contribution, Grant, Gift, Loan, Scholarship, etc., Programs:

Check here ☐ if the foundation only makes contributions to preselected charitable organizations and does not accept unsolicited requests for funds. If the foundation makes gifts, grants, etc. to individuals or organizations under other conditions, complete items 2a, b, c, and d. See instructions

a The name, address, and telephone number or e-mail address of the person to whom applications should be addressed:

KELLY GRAY
6824 N ROBINSON
OKLAHOMA CITY, OK 73116
(405) 256-4199

b The form in which applications should be submitted and information and materials they should include:

MCLAUGHLIN FAMILY FOUNDATION ACCEPTS GRANT APPLICATIONS BY INVITATION ONLY. GRANT APPLICATION DEADLINES ARE TYPICALLY IN EARLY OCTOBER, WITH DECISIONS MADE IN DECEMBER EACH YEAR. MORE DETAILS AVAILABLE ONLINE.

c Any submission deadlines:

THERE ARE NO DEADLINES FOR APPLICATIONS

d Any restrictions or limitations on awards, such as by geographical areas, charitable fields, kinds of institutions, or other factors:

GRANTS ARE ONLY CONSIDERED FOR 501(C) 3 OR EDUCATIONAL ENTITIES THAT PROVIDE SERVICES IN CENTRAL OKLAHOMA.

Part XV **Supplementary Information** (continued)**3 Grants and Contributions Paid During the Year or Approved for Future Payment**

| Recipient Name and address (home or business) | If recipient is an individual, show any relationship to any foundation manager or substantial contributor | Foundation status of recipient | Purpose of grant or contribution | Amount |
|---|--|--------------------------------------|-------------------------------------|-----------|
| a <i>Paid during the year</i> See Additional Data Table | | | | |
| Total | | | ▶ 3a | 4,287,659 |
| b <i>Approved for future payment</i> | | | | |
| Total | | | ▶ 3b | 0 |

Enter gross amounts unless otherwise indicated.

| Unrelated business income | | Excluded by section 512, 513, or 514 | | (e) Related or exempt function income (See instructions.) |
|---|---------------|--------------------------------------|---------------|--|
| (a) Business code | (b) Amount | (c) Exclusion code | (d) Amount | |
| 1 Program service revenue: | | | | |
| a _____ | | | | |
| b _____ | | | | |
| c _____ | | | | |
| d _____ | | | | |
| e _____ | | | | |
| f _____ | | | | |
| g Fees and contracts from government agencies | | | | |
| 2 Membership dues and assessments. . . . | | | | |
| 3 Interest on savings and temporary cash investments | | | | |
| 4 Dividends and interest from securities. . . . | | | | |
| 5 Net rental income or (loss) from real estate: | | | | |
| a Debt-financed property. | | | | |
| b Not debt-financed property. | | | | |
| 6 Net rental income or (loss) from personal property | | | | |
| 7 Other investment income. | | | | |
| 8 Gain or (loss) from sales of assets other than inventory | | | | |
| 9 Net income or (loss) from special events: | | | | |
| 10 Gross profit or (loss) from sales of inventory | | | | |
| 11 Other revenue: | | | | |
| a MISCELLANEOUS INCOME | | 01 | 7,625 | 982 |
| b _____ | | | | |
| c _____ | | | | |
| d _____ | | | | |
| e _____ | | | | |
| 12 Subtotal. Add columns (b), (d), and (e). . . | | | | |
| 13 Total. Add line 12, columns (b), (d), and (e). | | | | |
| (See worksheet in line 13 instructions to verify calculations.) | | | | |

Part XVI-B Relationship of Activities to the Accomplishment of Exempt Purposes

[illegible]

Part XVII

- | | | | | |
|---|--|----|--|----|
| c | Sharing of facilities, equipment, mailing lists, other assets, or paid employees. | 1c | | No |
| d | If the answer to any of the above is "Yes," complete the following schedule. Column (b) should always show the fair market value of the goods, other assets, or services given by the reporting foundation. If the foundation received less than fair market value in any transaction or sharing arrangement, show in column (d) the value of the goods, other assets, or services received. | | | |

[illegible]

- 2a** Is the foundation directly or indirectly affiliated with, or related to, one or more tax-exempt organizations described in section 501(c) (other than section 501(c)(3)) or in section 527? ☐ Yes ☒ No

- | b If "Yes," complete the following schedule. | | |
|--|--------------------------|---------------------------------|
| (a) Name of organization | (b) Type of organization | (c) Description of relationship |
| | | |
| | | |
| | | |
| | | |

**Sign
Here**

Title

(see instr.) ☒ Yes ☐ No

**Paid
Preparer
Use Only**

| | | | | | |
|---------------------------------------|--|----------------------|------------|---|--------------------------|
| Paid Preparer Use Only | Print/Type preparer's name | Preparer's Signature | Date | Check if self-employed <input type="checkbox"/> | PTIN |
| | ASHLEY M FOGLE | | 2021-02-23 | | P00234298 |
| | Firm's name ▶ HOGANTAYLOR LLP | | | | Firm's EIN ▶ 73-1413977 |
| | Firm's address ▶ 1225 N BROADWAY AVENUE SUITE 200 OKLAHOMA CITY, OK 73103 | | | | Phone no. (405) 848-2020 |

| Form 990FP Part VIII Line 1 - List all officers, directors, trustees, foundation managers and their compensation | | | | |
|--|---|---|---|---------------------------------------|
| (a) Name and address | Title, and average hours per week (b) devoted to position | (c) Compensation (If not paid, enter -0-) | (d) Contributions to employee benefit plans and deferred compensation | Expense account, (e) other allowances |
| JEAN MCLAUGHLIN | BOARD PRESIDENT 0.58 | 0 | 0 | 0 |
| 6824 N ROBINSON OKLAHOMA CITY, OK 73116 | | | | |
| AMY MCLAUGHLIN-GRAY | VICE PRESIDENT 0.58 | 0 | 0 | 0 |
| 6824 N ROBINSON OKLAHOMA CITY, OK 73116 | | | | |
| ROBERT MCLAUGHLIN | TREASURER 0.58 | 0 | 0 | 0 |
| 6824 N ROBINSON OKLAHOMA CITY, OK 73116 | | | | |
| CHRISTINA MCLAUGHLIN | SECRETARY 0.58 | 0 | 0 | 0 |
| 6824 N ROBINSON OKLAHOMA CITY, OK 73116 | | | | |
| DAVID MCLAUGHLIN | CO-FOUNDER 0.58 | 0 | 0 | 0 |
| 6824 N ROBINSON OKLAHOMA CITY, OK 73116 | | | | |
| KELLY GRAY | CEO/BOARD MEMBER 27.69 | 0 | 0 | 0 |
| 6824 N ROBINSON OKLAHOMA CITY, OK 73116 | | | | |
| TIM MCLAUGHLIN | BOARD MEMBER 0.58 | 0 | 0 | 0 |
| 6824 N ROBINSON OKLAHOMA CITY, OK 73116 | | | | |
| ELIZABETH MCLAUGHLIN | BOARD MEMBER 0.58 | 0 | 0 | 0 |
| 6824 N ROBINSON OKLAHOMA CITY, OK 73116 | | | | |
| BETH MCLAUGHLIN | BOARD MEMBER 0.58 | 0 | 0 | 0 |
| 6824 N ROBINSON OKLAHOMA CITY, OK 73116 | | | | |

Form 990PF Part XV Line 1a - List any managers of the foundation who have contributed more than 2% of the total contributions received by the foundation before the close of any tax year (but only if they have contributed more than \$5,000).

| |
|----------------------|
| JEAN MCLAUGHLIN |
| AMY MCLAUGHLIN-GRAY |
| ROBERT MCLAUGHLIN |
| CHRISTINA MCLAUGHLIN |
| DAVID MCLAUGHLIN |
| KELLY GRAY |
| TIM MCLAUGHLIN |
| ELIZABETH MCLAUGHLIN |
| BETH MCLAUGHLIN |

| Form 990PF Part XV Line 3 - Grants and Contributions Paid During the Year or Approved for Future Payment | | | | |
|--|---|--------------------------------|----------------------------------|-----------|
| Recipient | If recipient is an individual, show any relationship to any foundation manager or substantial contributor | Foundation status of recipient | Purpose of grant or contribution | Amount |
| Name and address (home or business) | | | | |
| a <i>Paid during the year</i> | | | | |
| A CHANCE TO CHANGE 2113 WEST BRITTON ROAD OKLAHOMA CITY, OK 73120 | N/A | PC | GENERAL PURPOSE | 5,000 |
| AH HAA SCHOOL FOR THE ARTS PO BOX 1590 TELLURIDE, CO 81435 | N/A | PC | GENERAL PURPOSE | 15,000 |
| ANGELS FOSTER NETWORK PO BOX 31746 EDMOND, OK 73003 | N/A | PC | GENERAL PURPOSE | 104,500 |
| Total ▶ 3a | | | | 4,287,659 |

| Form 990PF Part XV Line 3 - Grants and Contributions Paid During the Year or Approved for Future Payment | | | | |
|--|---|--------------------------------|----------------------------------|-----------|
| Recipient | If recipient is an individual, show any relationship to any foundation manager or substantial contributor | Foundation status of recipient | Purpose of grant or contribution | Amount |
| Name and address (home or business) | | | | |
| a <i>Paid during the year</i> | | | | |
| CDSA114 S INDEPENDENCE ENID, OK 73701 | N/A | PC | GENERAL PURPOSE | 1,000 |
| CITY CENTER5731 NW 41ST STREET WARR ACRES, OK 73122 | N/A | PC | GENERAL PURPOSE | 5,000 |
| CLEATS FOR KIDS 720 W WILSHIRE BLVD OKLAHOMA CITY, OK 73116 | N/A | PC | GENERAL PURPOSE | 105,975 |
| Total ▶ 3a | | | | 4,287,659 |

| Form 990PF Part XV Line 3 - Grants and Contributions Paid During the Year or Approved for Future Payment | | | | |
|--|---|--------------------------------|----------------------------------|-----------|
| Recipient | If recipient is an individual, show any relationship to any foundation manager or substantial contributor | Foundation status of recipient | Purpose of grant or contribution | Amount |
| Name and address (home or business) | | | | |
| a <i>Paid during the year</i> | | | | |
| DONORSCHOOSEORG 134 W 37TH ST FLOOR 11 NEW YORK, NY 10018 | N/A | PC | GENERAL PURPOSE | 35,816 |
| EDMOND PUBLIC SCHOOLS 1001 W DANFORTH RD EDMOND, OK 73003 | N/A | PC | GENERAL PURPOSE | 1,500 |
| ENERGY ASSIST FOUNDATION 1001 N BROADWAY OKLAHOMA CITY, OK 73102 | N/A | PC | GENERAL PURPOSE | 8,500 |
| Total ▶ 3a | | | | 4,287,659 |

| Form 990PF Part XV Line 3 - Grants and Contributions Paid During the Year or Approved for Future Payment | | | | |
|--|---|--------------------------------|----------------------------------|-----------|
| Recipient | If recipient is an individual, show any relationship to any foundation manager or substantial contributor | Foundation status of recipient | Purpose of grant or contribution | Amount |
| Name and address (home or business) | | | | |
| a <i>Paid during the year</i> | | | | |
| ENID SPORTS ASSOCIATION 1109 BRIAR CREEK ROAD ENID, OK 73703 | N/A | PC | GENERAL PURPOSE | 250,000 |
| FIELDS & FUTURES FOUNDATION 7001 NW 164TH ST EDMOND, OK 73013 | N/A | PC | GENERAL PURPOSE | 305,000 |
| FIRST SERVE OKC FOUNDATION 7301 BROADWAY EXT STE 225 OKLAHOMA CITY, OK 73116 | N/A | PC | GENERAL PURPOSE | 17,500 |
| Total ▶ 3a | | | | 4,287,659 |

| Form 990PF Part XV Line 3 - Grants and Contributions Paid During the Year or Approved for Future Payment | | | | |
|--|---|--------------------------------|----------------------------------|-----------|
| Recipient | If recipient is an individual, show any relationship to any foundation manager or substantial contributor | Foundation status of recipient | Purpose of grant or contribution | Amount |
| Name and address (home or business) | | | | |
| a <i>Paid during the year</i> | | | | |
| HABITAT FOR HUMANITY 5005 S I-35 SERVICE RD OKLAHOMA CITY, OK 73129 | N/A | PC | GENERAL PURPOSE | 95,000 |
| HALO PROJECTPO BOX 14060 OKLAHOMA CITY, OK 73113 | N/A | PC | GENERAL PURPOSE | 101,000 |
| KIPP1901 NE 13TH ST OKLAHOMA CITY, OK 73117 | N/A | PC | GENERAL PURPOSE | 25,000 |
| Total ▶ 3a | | | | 4,287,659 |

| Form 990PF Part XV Line 3 - Grants and Contributions Paid During the Year or Approved for Future Payment | | | | |
|--|---|--------------------------------|----------------------------------|-----------|
| Recipient | If recipient is an individual, show any relationship to any foundation manager or substantial contributor | Foundation status of recipient | Purpose of grant or contribution | Amount |
| Name and address (home or business) | | | | |
| a <i>Paid during the year</i> | | | | |
| OKC BEAUTIFUL3535 N CLASSEN BLVD OKLAHOMA CITY, OK 73118 | N/A | PC | GENERAL PURPOSE | 2,500 |
| OKLAHOMA CENTER FOR NONPROFITS 720 W WILSHIRE BLVD OKLAHOMA CITY, OK 73116 | N/A | PC | GENERAL PURPOSE | 5,000 |
| OKLAHOMA CITY BALLET 7421 N CLASSEN BLVD OKLAHOMA CITY, OK 73116 | N/A | PC | GENERAL PURPOSE | 10,000 |
| Total ▶ 3a | | | | 4,287,659 |

| Form 990PF Part XV Line 3 - Grants and Contributions Paid During the Year or Approved for Future Payment | | | | |
|--|---|--------------------------------|----------------------------------|-----------|
| Recipient | If recipient is an individual, show any relationship to any foundation manager or substantial contributor | Foundation status of recipient | Purpose of grant or contribution | Amount |
| Name and address (home or business) | | | | |
| a <i>Paid during the year</i> | | | | |
| OKLAHOMA CITY POLICE ATHLETIC LEAGUE 3816 S ROBINSON AVE OKLAHOMA CITY, OK 73109 | N/A | PC | GENERAL PURPOSE | 75,000 |
| OKLAHOMA LAWYERS FOR CHILDREN 800 N HARVEY AVE OKLAHOMA CITY, OK 73102 | N/A | PC | GENERAL PURPOSE | 1,500 |
| PALOMAR FAMILY JUSTICE CENTER 1140 N HUDSON AVE OKLAHOMA CITY, OK 73103 | N/A | PC | GENERAL PURPOSE | 2,000 |
| Total ▶ 3a | | | | 4,287,659 |

| Form 990PF Part XV Line 3 - Grants and Contributions Paid During the Year or Approved for Future Payment | | | | |
|--|---|--------------------------------|----------------------------------|-----------|
| Recipient | If recipient is an individual, show any relationship to any foundation manager or substantial contributor | Foundation status of recipient | Purpose of grant or contribution | Amount |
| Name and address (home or business) | | | | |
| a <i>Paid during the year</i> | | | | |
| PARENT PROMISE3031 NE 64TH ST 101 OKLAHOMA CITY, OK 73116 | N/A | PC | GENERAL PURPOSE | 5,000 |
| PLAYSMART3040 QUAIL CREEK ROAD OKLAHOMA CITY, OK 73120 | N/A | PC | GENERAL PURPOSE | 1,000 |
| POSITIVE TOMORROWSPO BOX 61190 OKLAHOMA CITY, OK 73146 | N/A | PC | GENERAL PURPOSE | 2,500 |
| Total ▶ 3a | | | | 4,287,659 |

| Form 990PF Part XV Line 3 - Grants and Contributions Paid During the Year or Approved for Future Payment | | | | |
|--|---|--------------------------------|----------------------------------|-----------|
| Recipient | If recipient is an individual, show any relationship to any foundation manager or substantial contributor | Foundation status of recipient | Purpose of grant or contribution | Amount |
| Name and address (home or business) | | | | |
| a <i>Paid during the year</i> | | | | |
| REGIONAL FOOD BANK OF OKLAHOMA PO BOX 270968 OKLAHOMA CITY, OK 73137 | N/A | PC | GENERAL PURPOSE | 4,000 |
| REMERGE OF OK COUNTY INC PO BOX 2845 OKLAHOMA CITY, OK 73101 | N/A | PC | GENERAL PURPOSE | 35,000 |
| SUNBEAM FAMILY SERVICES 1100 NW 14TH ST OKLAHOMA CITY, OK 73106 | N/A | PC | GENERAL PURPOSE | 55,000 |
| Total ▶ 3a | | | | 4,287,659 |

| Form 990PF Part XV Line 3 - Grants and Contributions Paid During the Year or Approved for Future Payment | | | | |
|--|---|--------------------------------|----------------------------------|-----------|
| Recipient | If recipient is an individual, show any relationship to any foundation manager or substantial contributor | Foundation status of recipient | Purpose of grant or contribution | Amount |
| Name and address (home or business) | | | | |
| a <i>Paid during the year</i> | | | | |
| THE MYRIAD GARDENS FOUNDATION 301 W RENO AVE OKLAHOMA CITY, OK 73102 | N/A | PC | GENERAL PURPOSE | 1,000 |
| WES WELKER FOUNDATION PO BOX 20777 OKLAHOMA CITY, OK 73156 | N/A | PC | GENERAL PURPOSE | 11,000 |
| WHEELER ELEMENTARY SCHOOL 501 SE 25TH ST OKLAHOMA CITY, OK 73129 | N/A | PC | GENERAL PURPOSE | 2,000 |
| Total ▶ 3a | | | | 4,287,659 |

| Form 990PF Part XV Line 3 - Grants and Contributions Paid During the Year or Approved for Future Payment | | | | |
|--|---|--------------------------------|----------------------------------|-----------|
| Recipient | If recipient is an individual, show any relationship to any foundation manager or substantial contributor | Foundation status of recipient | Purpose of grant or contribution | Amount |
| Name and address (home or business) | | | | |
| a <i>Paid during the year</i> | | | | |
| 405 MASK MAKERS829 NW 39TH ST OKLAHOMA CITY, OK 73118 | N/A | PC | GENERAL PURPOSE | 5,000 |
| COMMUNITIES FOUNDATION OF OKLAHOMA 801 NW 63RD ST SUITE 200 OKLAHOMA CITY, OK 73156 | N/A | PC | GENERAL PURPOSE | 2,839,000 |
| FILLMORE ELEMENTARY 5200 S BLACKWELDER AVE OKLAHOMA CITY, OK 73119 | N/A | PC | GENERAL PURPOSE | 26,343 |
| Total ▶ 3a | | | | 4,287,659 |

| Form 990PF Part XV Line 3 - Grants and Contributions Paid During the Year or Approved for Future Payment | | | | |
|--|---|--------------------------------|----------------------------------|-----------|
| Recipient | If recipient is an individual, show any relationship to any foundation manager or substantial contributor | Foundation status of recipient | Purpose of grant or contribution | Amount |
| Name and address (home or business) | | | | |
| a <i>Paid during the year</i> | | | | |
| FOUNDATION FOR OKLAHOMA CITY PUBLIC SCHOOLS 431 W MAIN ST E OKLAHOMA CITY, OK 73102 | N/A | PC | GENERAL PURPOSE | 104,000 |
| FRIENDS OF THE OUBI 825 NE 10TH STREET SUITE 350 OKLAHOMA CITY, OK 73104 | N/A | PC | GENERAL PURPOSE | 275 |
| HEAD BALL COACH FOUNDATION 1001 BENTBROOK PLACE NORMAN, OK 73072 | N/A | PC | GENERAL PURPOSE | 1,500 |
| Total ▶ 3a | | | | 4,287,659 |

| Form 990PF Part XV Line 3 - Grants and Contributions Paid During the Year or Approved for Future Payment | | | | |
|--|---|--------------------------------|----------------------------------|-----------|
| Recipient | If recipient is an individual, show any relationship to any foundation manager or substantial contributor | Foundation status of recipient | Purpose of grant or contribution | Amount |
| Name and address (home or business) | | | | |
| a <i>Paid during the year</i> | | | | |
| HOMELESS ALLIANCE1724 NW 4TH ST OKLAHOMA CITY, OK 73106 | N/A | PC | GENERAL PURPOSE | 10,000 |
| IMPACT OKLAHOMAPO BOX 20149 OKLAHOMA CITY, OK 73156 | N/A | PC | GENERAL PURPOSE | 1,000 |
| MILLWOOD ENRICHMENT FOUNDATION 6724 N MARTIN LUTHER KING AVE OKLAHOMA CITY, OK 73111 | N/A | PC | GENERAL PURPOSE | 1,500 |
| Total ▶ 3a | | | | 4,287,659 |

| Form 990PF Part XV Line 3 - Grants and Contributions Paid During the Year or Approved for Future Payment | | | | |
|--|---|--------------------------------|----------------------------------|-----------|
| Recipient | If recipient is an individual, show any relationship to any foundation manager or substantial contributor | Foundation status of recipient | Purpose of grant or contribution | Amount |
| Name and address (home or business) | | | | |
| a <i>Paid during the year</i> | | | | |
| OKLAHOMA HUMANE SOCIETY PO BOX 18471 OKLAHOMA CITY, OK 73154 | N/A | PC | GENERAL PURPOSE | 1,000 |
| SHUTER LIBRARY11 S ANGEL FIRE RD ANGEL FIRE, NM 87710 | N/A | PC | GENERAL PURPOSE | 250 |
| UPWARD TRANSITIONS1134 W MAIN ST OKLAHOMA CITY, OK 73106 | N/A | PC | GENERAL PURPOSE | 6,000 |
| Total ▶ 3a | | | | 4,287,659 |

| Form 990PF Part XV Line 3 - Grants and Contributions Paid During the Year or Approved for Future Payment | | | | |
|--|---|--------------------------------|----------------------------------|-----------|
| Recipient | If recipient is an individual, show any relationship to any foundation manager or substantial contributor | Foundation status of recipient | Purpose of grant or contribution | Amount |
| Name and address (home or business) | | | | |
| a <i>Paid during the year</i> | | | | |
| YWCA OF ENID525 S QUINCY STREET ENID, OK 73701 | N/A | PC | GENERAL PURPOSE | 3,500 |
| Total ► 3a | | | | 4,287,659 |

TY 2019 Accounting Fees Schedule**Name:** MCLAUGHLIN FAMILY FOUNDATION**EIN:** 47-0945945

| Category | Amount | Net Investment Income | Adjusted Net Income | Disbursements for Charitable Purposes |
|-----------------|---------------|----------------------------------|--------------------------------|--|
| ACCOUNTING FEES | 10,500 | 3,663 | 0 | 3,662 |
| BOOKKEEPING | 3,900 | 1,950 | 0 | 1,950 |

TY 2019 All Other Program Related Investments Schedule

Name: MCLAUGHLIN FAMILY FOUNDATION
EIN: 47-0945945

| Category | Amount |
|----------|--------|
| N/A | 0 |

Note: To capture the full content of this document, please select landscape mode (11" x 8.5") when printing.

TY 2019 Depreciation Schedule

Name: MCLAUGHLIN FAMILY FOUNDATION
EIN: 47-0945945

Depreciation Schedule

| Description of Property | Date Acquired | Cost or Other Basis | Prior Years' Depreciation | Computation Method | Rate / Life (# of years) | Current Year's Depreciation Expense | Net Investment Income | Adjusted Net Income | Cost of Goods Sold Not Included |
|--|---------------|---------------------|---------------------------|--------------------|--------------------------|-------------------------------------|-----------------------|---------------------|---------------------------------|
| SEEWORTH ACADEMY - 12600 N KELLEY AVENUE | 2018-08-08 | 899,251 | 26,901 | SL | 39.0000000000000 | 15,372 | 0 | 15,372 | |
| LAND | 2018-08-08 | 1,091,214 | | L | | 0 | 0 | 0 | |

TY 2019 Investments Corporate Bonds Schedule

Name: MCLAUGHLIN FAMILY FOUNDATION

EIN: 47-0945945

Investments Corporate Bonds Schedule

| Name of Bond | End of Year Book Value | End of Year Fair Market Value |
|--|------------------------|-------------------------------|
| 21000 SHS VISTA OUTDOOR INC | 21,053 | 21,053 |
| 21000 SHS SERVICE CORP INTERNATIONAL/US | 22,243 | 22,243 |
| 47000 SHS GLOBAL PAYMENTS INC | 50,391 | 50,391 |
| 21000 SHS QORVO INC | 22,313 | 22,313 |
| 45000 SHS AMC NETWORKS INC | 46,013 | 46,013 |
| 20000 SHS T-MOBILE USA INC | 21,395 | 21,395 |
| 20000 SHS NRG ENERGY INC | 21,575 | 21,575 |
| 20000 SHS CENTENE CORP | 20,556 | 20,556 |
| 20000 SHS APACHE CORP | 18,019 | 18,019 |
| 49000 SHS AMERICAN TOWER CORP | 55,122 | 55,122 |
| 49000 SHS CDW LLC / CDW FINANCE CORP | 48,816 | 48,816 |
| 41000 SHS CDK GLOBAL INC | 43,153 | 43,153 |
| 41000 SHS CENTURYLINK INC | 44,946 | 44,946 |
| 22000 SHS AMC NETWORKS INC | 21,997 | 21,997 |
| 41000 SHS REYNOLDS AMERICAN INC | 45,679 | 45,679 |
| 41000 SHS SHELL INTERNATIONAL FINANCE BV | 45,392 | 45,392 |
| 42000 SHS CVS HEALTH CORP | 49,160 | 49,160 |
| 42000 SHS OCCIDENTAL PETROLEUM CORP | 33,311 | 33,311 |
| 44000 SHS TRINITY ACQUISITION PLC | 48,232 | 48,232 |
| 43000 SHS DISCOVERY COMMUNICATIONS LLC | 48,917 | 48,917 |

Investments Corporate Bonds Schedule

| Name of Bond | End of Year Book Value | End of Year Fair Market Value |
|--|-------------------------------|--------------------------------------|
| 18000 SHS ZIMMER BIOMET HOLDINGS INC | 19,899 | 19,899 |
| 18000 SHS MASCO CORP | 23,334 | 23,334 |
| 56000 SHS UNITED RENTALS NORTH AMERICA INC | 59,430 | 59,430 |
| 57000 SHS CITRIX SYSTEMS INC | 65,315 | 65,315 |
| 57000 SHS VERISK ANALYTICS INC | 60,744 | 60,744 |
| 17000 SHS UNITED STATES TREASURY NOTE | 18,186 | 18,186 |
| 18000 SHS CINEMARK USA INC | 15,368 | 15,368 |
| 50000 SHS JUNIPER NETWORKS INC | 56,309 | 56,309 |
| 189000 SHS FEDERAL NATIONAL MTG ASSN POOL MA3521 | 80,944 | 80,944 |
| 50000 SHS MICROSOFT CORP | 68,961 | 68,961 |
| 54000 SHS VERIZON COMMUNICATIONS INC | 63,844 | 63,844 |
| 19000 SHS NETFLIX INC | 22,671 | 22,671 |
| 19000 SHS GENERAL MOTORS FINANCIAL CO INC | 20,625 | 20,625 |
| 53000 SHS SBA COMMUNICATIONS | 54,320 | 54,320 |
| 19000 SHS FED NATL MTG ASSN | 29,193 | 29,193 |
| 19000 SHS AIRCASTLE LTD | 19,043 | 19,043 |
| 54000 SHS JPMORGAN CHASE & CO FXD TO 075058 VAR THEREAFTER 4.2030% | 63,915 | 63,915 |
| 40000 SHS ZIMMER BIOMET HOLDINGS INC | 43,891 | 43,891 |
| 40000 SHS WELLS FARGO & CO 3.5840% FXT TO 052027 VAR THEREAFTER | 44,778 | 44,778 |
| 26000 SHS PDC ENERGY INC | 24,657 | 24,657 |

Investments Corporate Bonds Schedule

| Name of Bond | End of Year Book Value | End of Year Fair Market Value |
|--|-------------------------------|--------------------------------------|
| 26000 SHS MGM GROWTH PROPRTS OPS PARTNSHIP LP/MGP FIN | 26,488 | 26,488 |
| 26000 SHS AMERIGAS PARTNERS LP / AMERIGAS FINANCE CORP | 27,505 | 27,505 |
| 33000 SHS QORVO INC | 35,063 | 35,063 |
| 10000 SHS BLUE CUBE SPINCO LLC | 10,575 | 10,575 |
| 25000 SHS MPT OPERATING PARTNERSHIP LP / MPT FINANCE CORP | 26,068 | 26,068 |
| 25000 SHS LAMAR MEDIA CORP | 25,813 | 25,813 |
| 34000 SHS DIAMONDBACK ENERGY INC | 32,961 | 32,961 |
| 28000 SHS GOODYEAR TIRE & RUBBER CO/THE | 26,530 | 26,530 |
| 27000 SHS UNITED STATES TREASURY BOND-INFLATION INDEXED | 32,157 | 32,157 |
| 27000 SHS OCCIDENTAL PETROLEUM CORP | 20,687 | 20,687 |
| 27000 SHS ENTERPRISE PRODUCTS OPERATING LLC | 31,137 | 31,137 |
| 27000 SHS CEDAR FAIR LP/ CANADA'S WONDERLAND CO/ MAGNUM MANAGEMENT C | 26,865 | 26,865 |
| 26000 SHS TELEFLEX INC | 26,845 | 26,845 |
| 29000 SHS KLA CORP | 33,115 | 33,115 |
| 3000 SHS OLIN CORP | 2,970 | 2,970 |
| 3000 SHS PDC ENERGY INC | 2,858 | 2,858 |
| 30000 SHS FISERV INC | 33,331 | 33,331 |
| 30000 SHS GENERAL ELECTRIC CO | 35,081 | 35,081 |
| 26000 SHS UNITED RENTALS NORTH AMERICA INC | 27,300 | 27,300 |
| 25000 SHS BALL CORP | 27,875 | 27,875 |

Investments Corporate Bonds Schedule

| Name of Bond | End of Year Book Value | End of Year Fair Market Value |
|---|-------------------------------|--------------------------------------|
| 22000 SHS SILGAN HOLDINGS INC | 22,385 | 22,385 |
| 22000 SHS ROYAL CARIBBEAN CRUISES LTD | 21,890 | 21,890 |
| 22000 SHS OUTFRONT MEDIA CAPITAL LLC / OUTFRONT MEDIA CAPITAL | 22,275 | 22,275 |
| 22000 SHS MASCO CORP | 23,604 | 23,604 |
| 22000 SHS HCA INC | 22,415 | 22,415 |
| 22000 SHS H&E EQUIPMENT SERVICES INC | 22,935 | 22,935 |
| 22000 SHS CDK GLOBAL INC | 24,310 | 24,310 |
| 22000 SHS ARAMARK SERVICES INC | 22,260 | 22,260 |
| 22000 SHS ANDEAVOR | 22,000 | 22,000 |
| 40000 SHS AT&T INC | 45,130 | 45,130 |
| 40000 SHS CITIGROUP INC 3.6680% FXT TO 072027 VAR THEREAFTER | 44,964 | 44,964 |
| 39000 SHS BANK OF AMERICA CORP | 42,124 | 42,124 |
| 24000 SHS RANGE RESOURCES CORP | 21,662 | 21,662 |
| 36000 SHS COMCAST CORP | 43,381 | 43,381 |
| 36000 SHS MASCO CORP | 41,149 | 41,149 |
| 23000 SHS WESCO DISTRIBUTION INC | 23,604 | 23,604 |
| 37000 SHS GOLDMAN SACHS GROUP INC/THE | 42,885 | 42,885 |
| 17000 SHS REYNOLDS AMERICAN INC | 19,131 | 19,131 |
| 8000 SHS BERRY GLOBAL INC | 8,121 | 8,121 |
| 8000 SHS TENNESSEE GAS PIPELINE CO LLC | 11,009 | 11,009 |

Investments Corporate Bonds Schedule

| Name of Bond | End of Year Book Value | End of Year Fair Market Value |
|---|-------------------------------|--------------------------------------|
| 111000 SHS FHLMC 30 YR GOLD G08737 | 69,630 | 69,630 |
| 11000 SHS SILGAN HOLDINGS INC | 11,248 | 11,248 |
| 83000 SHS UNITED STATES TREASURY BOND | 113,752 | 113,752 |
| 11000 SHS QVC INC | 11,496 | 11,496 |
| 11000 SHS QUANTA SERVICES INC | 11,227 | 11,227 |
| 13000 SHS FHLMC 30 YR GOLD SSD8010 | 9,038 | 9,038 |
| 12000 SHS GLOBAL PAYMENTS INC | 14,010 | 14,010 |
| 12000 SHS FEDERAL NATIONAL MTG ASSN POOL MA3961 | 10,613 | 10,613 |
| 12000 SHS DELL INC | 14,607 | 14,607 |
| 75000 SHS UNITED STATES TREASURY BOND | 100,626 | 100,626 |
| 11000 SHS EMC CORP | 11,275 | 11,275 |
| 11000 SHS CROWN AMERICAS LLC;CROWN AMERICAS CAPITAL CORP VI | 11,413 | 11,413 |
| 101000 SHS UNITED STATES TREASURY NOTE | 101,596 | 101,596 |
| 10000 SHS VERIZON COMMUNICATIONS INC | 11,823 | 11,823 |
| 10000 SHS KRAFT HEINZ FOODS CO | 11,133 | 11,133 |
| 10000 SHS FORTUNE BRANDS HOME & SE | 10,935 | 10,935 |
| 10000 SHS EMBARQ CORP | 11,828 | 11,828 |
| 10000 SHS CHARTER COMM OPERATING LLC/CHARTER COMM | 11,056 | 11,056 |
| 10000 SHS CENTURYLINK INC | 10,963 | 10,963 |
| 13000 SHS IHS MARKIT LTD | 15,436 | 15,436 |

Investments Corporate Bonds Schedule

| Name of Bond | End of Year Book Value | End of Year Fair Market Value |
|--|-------------------------------|--------------------------------------|
| 11000 SHS CDW LLC / CDW FINANCE CORP | 11,385 | 11,385 |
| 9000 SHS JUNIPER NETWORKS INC | 10,333 | 10,333 |
| 9000 SHS KRAFT HEINZ FOODS CO | 12,055 | 12,055 |
| 12000 SHS QVC INC | 12,326 | 12,326 |
| 15000 SHS WILLIS NORTH AMERICA INC | 16,383 | 16,383 |
| 58000 SHS RPM INTERNATIONAL INC | 60,105 | 60,105 |
| 65000 SHS ALLEGION US HOLDING CO INC | 68,870 | 68,870 |
| 16000 SHS AT&T INC | 18,523 | 18,523 |
| 60000 SHS WESTERN DIGITAL CORP | 64,988 | 64,988 |
| 59000 SHS CA INC | 64,941 | 64,941 |
| 59000 SHS HP INC | 63,785 | 63,785 |
| 59000 SHS KRAFT HEINZ FOODS CO | 64,018 | 64,018 |
| 59000 SHS MICROCHIP TECHNOLOGY INC | 63,496 | 63,496 |
| 16000 SHS OLIN CORP | 15,040 | 15,040 |
| 6000 SHS KOHL'S CORP | 7,095 | 7,095 |
| 60000 SHS CARLISLE COS INC | 65,773 | 65,773 |
| 58000 SHS UNITED STATES TREASURY BOND | 71,777 | 71,777 |
| 168000 SHS FEDERAL NATIONAL MTG ASSN POOL MA3803 | 116,351 | 116,351 |
| 16000 SHS MERITOR INC | 16,320 | 16,320 |
| 16000 SHS BOOKING HOLDINGS INC | 17,724 | 17,724 |

Investments Corporate Bonds Schedule

| Name of Bond | End of Year Book Value | End of Year Fair Market Value |
|---|-------------------------------|--------------------------------------|
| 14000 SHS AMC NETWORKS INC | 14,472 | 14,472 |
| 67000 SHS QVC INC | 68,843 | 68,843 |
| 168000 SHS FHLMC 30 YR GOLD ZT1546 | 66,319 | 66,319 |
| 14000 SHS CENTURYLINK INC | 15,674 | 15,674 |
| 17000 SHS CDK GLOBAL INC | 17,723 | 17,723 |
| 17000 SHS LOUISIANA-PACIFIC CORP | 17,470 | 17,470 |
| 58000 SHS DOLLAR TREE INC | 65,434 | 65,434 |
| 66000 SHS KOHL'S CORP | 64,075 | 64,075 |
| 14000 SHS IHS MARKIT LTD | 16,239 | 16,239 |
| 14000 SHS TENNESSEE GAS PIPELINE CO LLC | 17,939 | 17,939 |
| 58000 SHS MOTOROLA SOLUTIONS INC | 64,384 | 64,384 |
| 14000 SHS EXPEDIA INC | 14,929 | 14,929 |
| 17000 SHS BOARDWALK PIPELINES LP | 18,665 | 18,665 |

TY 2019 Investments Corporate Stock Schedule

Name: MCLAUGHLIN FAMILY FOUNDATION
 EIN: 47-0945945

Investments Corporation Stock Schedule

| Name of Stock | End of Year Book Value | End of Year Fair Market Value |
|---|------------------------|-------------------------------|
| 560 SHS DOW INC | 26,348 | 26,348 |
| 45230 SHS THAI BEVERAGE PUBL THB1 (TBVPF) | 20,046 | 20,046 |
| 459 SHS KONINKLIJKE PHIL EL SP ADR NEW | 21,642 | 21,642 |
| 2125 SHS DANONE SPONSORED ADR (DANOY) | 27,391 | 27,391 |
| 211 SHS 3 M COMPANY | 33,798 | 33,798 |
| 461 SHS SAP AG (SAP) | 71,828 | 71,828 |
| 464 SHS HUTCHISON CHINA MEDITECH LTD (HCM) | 14,987 | 14,987 |
| 475 SHS ZOETIS INC CLASS-A (ZTS) | 78,551 | 78,551 |
| 2082 SHS CARLSBERG AS (CABGY) | 55,860 | 55,860 |
| 478 SHS FLIR SYSTEMS INC (FLIR) | 17,459 | 17,459 |
| 479 SHS AKEBIA THERAPEUTICS INC | 1,202 | 1,202 |
| 204 SHS GENL DYNAMICS CORP (GD) | 28,240 | 28,240 |
| 203 SHS KEYENCE CORP (KYCCF) | 94,219 | 94,219 |
| 487 SHS BANK OZK (OZK) | 10,383 | 10,383 |
| 487 SHS JPMORGAN CHASE & CO (JPM) | 46,883 | 46,883 |
| 477 SHS NIKE INC B (NKE) | 59,883 | 59,883 |
| 4476 SHS UNICHARM CORP UNSPON ADR | 40,338 | 40,338 |
| 213 SHS CHARLES SCHWAB NEW (SCHW) | 7,717 | 7,717 |
| 412 SHS XPO LOGISTICS INC (XPO) | 34,880 | 34,880 |
| 41662 SHS WESTERN ASSET SMASH SERIES M (LMSMX) | 472,864 | 472,864 |
| 424 SHS J2 GLOBAL INC COM NEW (JCOM) | 29,349 | 29,349 |
| 42517.516 SHS MATTHEWS ASIAN JAPAN INV | 1,024,672 | 1,024,672 |
| 4460 SHS INTEGRATED DIAGNSTCS HLDGS | 16,056 | 16,056 |
| 2200 SHS RECKITT BENCKISER PLC SPNS ADR (RBGLY) | 43,230 | 43,230 |
| 22 SHS COSTAR GROUP INC (CSGP) | 18,667 | 18,667 |
| 21890 SHS VINYTHAI PUBLIC CO LTD | 15,323 | 15,323 |
| 218 SHS CORNERSTONE ONDEMAND INC COM (CSOD) | 7,926 | 7,926 |
| 432 SHS SEMTECH CORP (SMTC) | 22,879 | 22,879 |
| 217 SHS MAXIMUS INC (MMS) | 14,845 | 14,845 |
| 4360 SHS ENEL CHILE SA SPD ADR (ENIC) | 14,998 | 14,998 |

Investments Corporation Stock Schedule

| Name of Stock | End of Year Book Value | End of Year Fair Market Value |
|--|------------------------|-------------------------------|
| 217 SHS DAIICHI SANKYO CO LTD SPON ADR (DSNKY) | 20,333 | 20,333 |
| 21660 SHS CIFI HLDGS GROUP CO LTD (CFFHF) | 15,931 | 15,931 |
| 214 SHS MASONITE INTL CORP NEW COM (DOOR) | 21,058 | 21,058 |
| 441 SHS CDW CORPORATION (CDW) | 52,713 | 52,713 |
| 407 SHS AIMMUNE THERAPEUTICS INC COM | 14,021 | 14,021 |
| 200 SHS ARMSTRONG WORLD INDS INC NEW | 13,762 | 13,762 |
| 198 SHS PRESTIGE CONSMR HEALTHCARE | 7,211 | 7,211 |
| 1887685.6 SHS PIMCO TACTICAL OPPORTUNITIES ONSHORE | 2,203,169 | 2,203,169 |
| 550 SHS AVANOS MEDICAL INC (AVNS) | 18,271 | 18,271 |
| 187 SHS PACIRA BIOSCIENCES (PCRX) | 11,242 | 11,242 |
| 550 SHS ENBRIDGE INC | 16,060 | 16,060 |
| 1869 SHS RELX PLC SPONSORED ADR (RELX) | 41,810 | 41,810 |
| 18640 SHS NINE DRAGONS PAPER HOLDGS LTD (NDGPF) | 23,378 | 23,378 |
| 1860 SHS PT GUDANG GARAM IDR 500 ORD (GGNPF) | 5,006 | 5,006 |
| 18565 SHS CIBANCO SA INSTIT CBFi (CBAOF) | 25,734 | 25,734 |
| 1810 SHS AIA GROUP LTD SPON ADR | 72,129 | 72,129 |
| 553 SHS CONOCOPHILLIPS (COP) | 18,161 | 18,161 |
| 544 SHS HONG KONG EXCHANGES & CLEARING (HKXCY) | 25,530 | 25,530 |
| 179 SHS ZOGENIX INC COM NEW (ZGNX) | 3,209 | 3,209 |
| 178 SHS ASML HOLDING NV NY REG NEW (ASML) | 65,730 | 65,730 |
| 177 SHS EURONET WORLDWIDE INC | 16,125 | 16,125 |
| 569 SHS PHILIP MORRIS INTL INC (PM) | 42,669 | 42,669 |
| 176 SHS LCI INDS (LCII) | 18,707 | 18,707 |
| 174 SHS TRAVELERS COMPANIES INC COM (TRV) | 18,825 | 18,825 |
| 174 SHS CANADIAN NATL RAILWAY CO (CNI) | 18,524 | 18,524 |
| 541 SHS STRAUMANN HLDG AG ADR (SAUHY) | 27,291 | 27,291 |
| 502 SHS NESTLE SPON ADR REP REG SHR (NSRGY) | 59,866 | 59,866 |
| 502 SHS RAYTHEON CO (NEW) (RTN) | 28,885 | 28,885 |
| 505 SHS MMC NORILSK NICKL PJSC SPS ADR (NILSY) | 12,196 | 12,196 |
| 1960 SHS OPAP SA (GRKZF) | 18,617 | 18,617 |

Investments Corporation Stock Schedule

| Name of Stock | End of Year Book Value | End of Year Fair Market Value |
|--|------------------------|-------------------------------|
| 194 SHS CORNING INC (GLW) | 6,288 | 6,288 |
| 510 SHS ABB LTD (ABB) | 12,980 | 12,980 |
| 510 SHS ISHARES MSCI SOUTH KOREA ETF (EWY) | 33,323 | 33,323 |
| 193 SHS NEXTERA ENERGY INC (NEE) | 53,569 | 53,569 |
| 1928 SHS SAFRAN SA (SAFRY) | 47,757 | 47,757 |
| 192 SHS HERMES INTL SCA UNSPON ADR (HE SAY) | 16,627 | 16,627 |
| 19055 SHS WH GROUP LTD (WHGRF) | 15,441 | 15,441 |
| 524 SHS COLFAX CORP (CFX) | 16,433 | 16,433 |
| 530 SHS TELEFONICA BRASIL SA SPON ADR (VIV) | 4,065 | 4,065 |
| 538 SHS GIVAUDAN SA ADR (GVDNY) | 46,435 | 46,435 |
| 538 SHS TAIWAN SMCNDCTR MFG CO LTD ADR (TSM) | 43,616 | 43,616 |
| 54 SHS MSC INDL DIRECT CO CLASS A (MSM) | 3,417 | 3,417 |
| 1905 SHS RECRUIT HOLDINGS CO. LTD. ADR (RCRUY) | 15,316 | 15,316 |
| 406 SHS SENSATA TECHNOLOGIES HLDG PLC | 17,515 | 17,515 |
| 320 SHS KARYOPHARM THERAPEUTICS INC CO (KPTI) | 4,672 | 4,672 |
| 260 SHS INGEVITY CORP (NGVT) | 12,854 | 12,854 |
| 321 SHS JOHNSON & JOHNSON (JNJ) | 47,790 | 47,790 |
| 258 SHS HDFC BANK LTD ADR (HDB) | 12,890 | 12,890 |
| 324 SHS SUPERNUS PHARMACEUTICALS INC (SUPN) | 6,752 | 6,752 |
| 326 SHS ACUITY BRANDS INC | 33,366 | 33,366 |
| 3288 SHS LUMEN TECHNOLOGIES INC (LUMN) | 33,176 | 33,176 |
| 319 SHS BOINGO WIRELESS INC COM (WIFI) | 3,252 | 3,252 |
| 331 SHS SOLARWINDS CORP (SWI) | 6,733 | 6,733 |
| 2560 SHS POWER ASSETS HOLDGS LTD (HGKGF) | 13,411 | 13,411 |
| 34 SHS ASCENDS PHARMA A S ADR (ASND) | 5,247 | 5,247 |
| 342 SHS IOVANCE BIOTHERAPEUTICS INC (IOVA) | 11,259 | 11,259 |
| 347 SHS ACADIA PHARMACEUTICALS INC (ACAD) | 14,314 | 14,314 |
| 349 SHS VERISK ANALYTICS INC COM (VRSK) | 64,673 | 64,673 |
| 35 SHS TRADE DESK INC CLASS A (TTD) | 18,157 | 18,157 |
| 350 SHS ISHARES MSCI INDIA ETF (INDIA) | 11,851 | 11,851 |

Investments Corporation Stock Schedule

| Name of Stock | End of Year Book Value | End of Year Fair Market Value |
|--|------------------------|-------------------------------|
| 333 SHS FMC CORP NEW | 35,268 | 35,268 |
| 25000 SHS DISH DBS CORP | 26,000 | 26,000 |
| 31790 SHS CHINA CONSTRUCTION BANK (CICHF) | 20,592 | 20,592 |
| 311 SHS COMPASS MINERALS INTER INC (CMP) | 18,458 | 18,458 |
| 277 SHS IMMUNOMEDICS | 23,553 | 23,553 |
| 282 SHS ETSY INC COM (ETSY) | 34,300 | 34,300 |
| 2826 SHS SVENSKA HANDELSBANKEN AB ADR (SVNLY) | 11,784 | 11,784 |
| 285 SHS SPECTRUM BRANDS HLDGS INC | 16,291 | 16,291 |
| 271 SHS MSC INDL DIRECT CO CLASS A | 17,149 | 17,149 |
| 286 SHS STMICROELECTRONICS NV (STM) | 8,777 | 8,777 |
| 2640 SHS PING AN INSURANCE GP CO-H ORD | 27,081 | 27,081 |
| 2990 SHS AIA GROUP LTD, HONG (AAIGF) | 29,283 | 29,283 |
| 262 SHS EMERGENT BIOSOLUTIONS INC (EBS) | 27,072 | 27,072 |
| 304 SHS WNS HOLDINGS LIMITED (WNS) | 19,444 | 19,444 |
| 261 SHS TARGET CORPORATION (TGT) | 41,087 | 41,087 |
| 307 SHS RADWARE LTD (RDWR) | 7,442 | 7,442 |
| 266 SHS K12 INC (LRN) | 7,006 | 7,006 |
| 353 SHS CHUBB LTD (CB) | 40,990 | 40,990 |
| 355 SHS IAA INC | 18,485 | 18,485 |
| 380 SHS SILICON MOTION TECH CORP ADR (SIMO) | 14,356 | 14,356 |
| 2257 SHS LONDON STK EXCHANGE GROUP ADR (LNSTY) | 65,882 | 65,882 |
| 2240 SHS VALE S.A (VALE) | 23,699 | 23,699 |
| 381 SHS DSV AS UNSPON ADR (DSDVY) | 31,090 | 31,090 |
| 224 SHS AUTOMATIC DATA PROCESSING INC (ADP) | 31,246 | 31,246 |
| 222 SHS ISHARES RUSSELL 1000 VALUE ETF (IWD) | 26,225 | 26,225 |
| 385 SHS REVANCE THERAPEUTICS INC | 9,679 | 9,679 |
| 389 SHS SONOVA HLDG AG UNSP ADR (SONVY) | 19,726 | 19,726 |
| 380 SHS PJSC LUKOIL SPONSORED ADR (LUKOY) | 21,816 | 21,816 |
| 392 SHS MERCK & CO INC NEW COM (MRK) | 32,516 | 32,516 |
| 394 SHS LVMH MOET HENNESSY LOUIS VUITT (LVMUY) | 37,127 | 37,127 |

Investments Corporation Stock Schedule

| Name of Stock | End of Year Book Value | End of Year Fair Market Value |
|--|-------------------------------|--------------------------------------|
| 399 SHS MEDTRONIC PLC SHS (MDT | 41,464 | 41,464 |
| 400 SHS DIAGEO PLC SPON ADR NEW (DEO) | 55,064 | 55,064 |
| 2285 SHS BOC AVIATION LTD (BCVVF) | 15,538 | 15,538 |
| 379 SHS INTERNATIONAL FLAVORS & FRANGRANCES | 46,409 | 46,409 |
| 378 SHS GENUINE PARTS CO (GPC) | 35,974 | 35,974 |
| 244 SHS ANHEUSER BUSCH INBEV SA SPON (BUD) | 13,147 | 13,147 |
| 243 SHS KIMBERLY CLARK CORP (KMB) | 35,881 | 35,881 |
| 243 SHS FACEBOOK INC CL-A (FB) | 63,642 | 63,642 |
| 357 SHS DUKE ENERGY CORPORATION (DUK) | 31,616 | 31,616 |
| 35902 SHS WESTERN ASSET SMASH SERIES C (LMLCX) | 336,761 | 336,761 |
| 239 SHS BNP PARIBAS SP ADR REPSTG (BNPQY) | 4,367 | 4,367 |
| 237 SHS TOTAL S A SPON ADR (TOT) | 8,129 | 8,129 |
| 232 SHS HOYA CORP SPONS ADR (HOCPY) | 26,348 | 26,348 |
| 364 SHS WORLD WRESTLING ENTMNT | 14,731 | 14,731 |
| 22930 SHS XINYI GLASS HOLDINGS LTD (XYIGF) | 46,097 | 46,097 |
| 369 SHS MASTERCARD INC CL A (MA) | 124,785 | 124,785 |
| 37 SHS ALPHABET INC CL C (GOOG) | 54,375 | 54,375 |
| 37 SHS GRAND CANYON ED INC COM (LOPE) | 2,958 | 2,958 |
| 2290 SHS SANDS CHINA LTD (SCHYF) | 8,820 | 8,820 |
| 37 SHS MERCADOLIBRE INC | 40,052 | 40,052 |
| 372 SHS AXOS FINL INC (BOFI) | 8,671 | 8,671 |
| 2289 SHS SHIONOGI & CO LTD UNSPONS ADR (SGIOY) | 30,787 | 30,787 |
| 375 SHS AERIE PHARMACEUTICALS INC COM (AERI) | 4,414 | 4,414 |
| 376 SHS ALLEGION PUB LTD CO (ALLE) | 37,190 | 37,190 |
| 37720 SHS ZIJIN MINING GROUP LTD-H ORD (SIJMF) | 23,849 | 23,849 |
| 571 SHS SAMPO OYJ UNSPON ADR (SAXPY) | 11,300 | 11,300 |
| 5715 SHS VINACAPTIAL VIETNAM OPPORTNTY | 24,032 | 24,032 |
| 274 SHS NEKTAR THERAPEUTICS (NKTR) | 4,546 | 4,546 |
| 79 SHS JAZZ PHARMACEUTICALS PLC (JAZZ) | 11,265 | 11,265 |
| 79 SHS SUZUKI MTR CORP ADR (SZKMY) | 13,549 | 13,549 |

Investments Corporation Stock Schedule

| Name of Stock | End of Year Book Value | End of Year Fair Market Value |
|--|------------------------|-------------------------------|
| 794 SHS MORGAN STANLEY (MS) | 38,390 | 38,390 |
| 1133 SHS BRITISH AMER TOB SPON ADR (BTI) | 40,958 | 40,958 |
| 80 SHS REATA PHARMACEUTICALS CL A | 7,794 | 7,794 |
| 113 SHS NEUROCRINE BIOSCIENCES INC | 10,866 | 10,866 |
| 8018 SHS ROYAL KPN NV SPONS ADR (KKPNY) | 19,003 | 19,003 |
| 113 SHS ELI LILLY & CO (LLY) | 16,726 | 16,726 |
| 1136 SHS CINEMARK HOLDINGS INC. (CNK) | 11,360 | 11,360 |
| 810 SHS ACI WORLDWIDE INC | 21,165 | 21,165 |
| 820 SHS ENGIE SPONS ADR (ENGIY) | 10,881 | 10,881 |
| 829 SHS KERING S A ADR NEW (PPRUY) | 55,162 | 55,162 |
| 83 SHS SMC CORP COMMON (SMECF) | 45,979 | 45,979 |
| 830 SHS MONDI LTD, GAUTENG (MODLF) | 17,592 | 17,592 |
| 833 SHS TRUIST FINL CORP (TFC) | 31,696 | 31,696 |
| 809 SHS TENCENT HLDGS LTD UNSPON ADR (TCEHY) | 54,729 | 54,729 |
| 1146 SHS MILLICOM INTL CELLULAR SA | 34,701 | 34,701 |
| 116 SHS PUMA BIOTECHNOLOGY INC (PBYI) | 1,170 | 1,170 |
| 1169 SHS GENMAB A-S ADR (GMAB) | 42,797 | 42,797 |
| 713 SHS DNB ASA SPONSORED ADR (DNHBY) | 9,804 | 9,804 |
| 7190 SHS RATCH GROUP PUB SHS FOREIGN (RGPCG) | 12,079 | 12,079 |
| 7206 SHS ENEL SOCIETA PER AZIONI ADR (ENLAY) | 61,972 | 61,972 |
| 12650 SHS BANK RAKYAT INDONESIA PERSER (BKRF) | 2,584 | 2,584 |
| 1250 SHS NIDEC CORP (NJDCY) | 29,275 | 29,275 |
| 124 SHS BIOMARIN PHARMAC SE (BMRN) | 9,434 | 9,434 |
| 728 SHS IQVIA HOLDINGS INC (IQV) | 114,755 | 114,755 |
| 1237 SHS SHIN ETSU CHEM CO LTD ADR (SHECY) | 40,549 | 40,549 |
| 1215 SHS AIRBUS SE UNSPONSORED ADR (EADSY) | 22,028 | 22,028 |
| 1212 SHS TAPESTRY INC | 18,944 | 18,944 |
| 1211 SHS ASTRAZENECA PLC ADS (AZN) | 66,363 | 66,363 |
| 572 SHS AIR LIQUIDE ADR (AIQUY) | 18,195 | 18,195 |
| 75010 SHS WA SMASH SRS CR PLS COMPLETION (LMECX) | 654,087 | 654,087 |

Investments Corporation Stock Schedule

| Name of Stock | End of Year Book Value | End of Year Fair Market Value |
|--|------------------------|-------------------------------|
| 120 SHS FLUTTER ENTMT PLC ADR (PDYPY) | 9,576 | 9,576 |
| 1192 SHS PERNOD RICARD SA UNSPONS ADR (PDRDY) | 37,977 | 37,977 |
| 76 SHS CREDICORP LTD (BAP) | 9,423 | 9,423 |
| 770 SHS WELLTOWER INC (WELL) | 42,419 | 42,419 |
| 119 SHS CHEVRON CORP (CVX) | 8,568 | 8,568 |
| 85 SHS AON PLC SHS CL-A (AON) | 17,536 | 17,536 |
| 855 SHS NIPPON TELEGRAPH & TELEPHONE ADS | 17,664 | 17,664 |
| 9295 SHS VANGUARD INDEX FDS S&P 500 ETF | 2,859,607 | 2,859,607 |
| 1042 SHS NOVO NORDISK A/S ADR | 72,346 | 72,346 |
| 930 SHS IBERDROLA SA SPON ADR (IBDRY) | 46,026 | 46,026 |
| 10330 SHS SINGAPORE TELECOM LTD LOT 1000 (SNGNF) | 16,042 | 16,042 |
| 1030 SHS SK TELECOM CO LTD (SKM) | 23,093 | 23,093 |
| 95 SHS POOL CORP (POOL) | 31,781 | 31,781 |
| 951 SHS LIBERTY MEDIA C SER A SIRIUSXM | 31,545 | 31,545 |
| 1015 SHS BCE INC (BCE) | 42,092 | 42,092 |
| 1014 SHS TAIWAN SMCNDCR MFG CO LTD ADR (TSM) | 82,205 | 82,205 |
| 963 SHS DAIKIN INDS LTD UNSPON ADR | 17,719 | 17,719 |
| 9640 SHS KWG GROUP HOLDGS LTD (KWGPF) | 16,444 | 16,444 |
| 97 SHS MEDIFAST INC | 15,952 | 15,952 |
| 971 SHS EXXON MOBIL CORP (XOM) | 33,334 | 33,334 |
| 989 SHS PFIZER INC (PFE) | 36,296 | 36,296 |
| 99 SHS STRATEGIC ED INC (STRA) | 9,056 | 9,056 |
| 923 SHS MURATA MANUFACTURING CO LTD (MRAAY) | 14,916 | 14,916 |
| 92 SHS QUALYS INC COM (QLYS) | 9,017 | 9,017 |
| 1045 SHS CISCO SYS INC (CSCO) | 41,163 | 41,163 |
| 855 SHS NITORI HLDGS CO LTD ADR (NCLTY) | 17,766 | 17,766 |
| 8646 SHS ISHARES CORE MSCI EAFE ETF | 521,181 | 521,181 |
| 1100 SHS ASSA ABLOY AB UNSP ADR (ASAZY) | 12,859 | 12,859 |
| 109 SHS COLLEGIUM PHARMACEUTICAL INC (COLL) | 2,269 | 2,269 |
| 876 SHS ABBOTT LABORATORIES (ABT) | 95,335 | 95,335 |

Investments Corporation Stock Schedule

| Name of Stock | End of Year Book Value | End of Year Fair Market Value |
|---|------------------------|-------------------------------|
| 877 SHS ON SEMICONDUCTOR CORP (ON) | 19,022 | 19,022 |
| 1080 SHS HEALTHPEAK PPTYS INC (PEAK) | 29,322 | 29,322 |
| 886 SHS SOFTBANK CORP UNSPONS ADR (SFTBY) | 27,253 | 27,253 |
| 892 SHS TJX COS INC NEW (TJX) | 49,640 | 49,640 |
| 8920 SHS PT INDO TAMBANGRAYA MEGAH (PTIZF) | 4,886 | 4,886 |
| 1080 SHS HAIER ELECTR GP CO LTD (HRELF) | 3,902 | 3,902 |
| 90 SHS LIBERTY MEDIA C SER A SIRIUSXM (LSXMK) | 2,977 | 2,977 |
| 905 SHS INTEL CORP | 46,861 | 46,861 |
| 91 SHS BEIGENE LTD | 26,066 | 26,066 |
| 1078 SHS PHIBRO ANIMAL HEALTH CORP | 18,757 | 18,757 |
| 910 SHS ICICI BANK LTD (IBN) | 8,945 | 8,945 |
| 910 SHS QIWI PLC ADR (QIWI) | 15,789 | 15,789 |
| 1078 SHS JOHNSON CTLS INTL PLC (JCI) | 44,036 | 44,036 |
| 915 SHS DEUTSCHE BOERSE AG UNSPON ADR (DBOEY) | 16,067 | 16,067 |
| 1060 SHS STERICYCLE INC (SRCL) | 66,844 | 66,844 |
| 92 SHS ADVANCE AUTO PARTS (AAP) | 14,122 | 14,122 |
| 71 SHS TELEFLEX INC (TFX) | 24,170 | 24,170 |
| 132 SHS PTC INC COM (PTC) | 10,919 | 10,919 |
| 606 SHS CLEAN HARBORS | 33,954 | 33,954 |
| 158 SHS LOWES COMPANIES INC (LOW) | 26,206 | 26,206 |
| 1527 SHS BANK OF AMERICA CORP | 36,785 | 36,785 |
| 13130 SHS JNBY DESIGN LTD | 12,673 | 12,673 |
| 6236 SHS ASE TECHNOLOGY HLDG CO LTD ADR (ASX) | 25,443 | 25,443 |
| 627 SHS AMERICAN MOVIL SA DE CV ADR L (AMX) | 7,831 | 7,831 |
| 630 SHS CITIGROUP INC NEW (C) | 27,159 | 27,159 |
| 1516 SHS AXALTA COATING SYSTEMS LTD | 33,610 | 33,610 |
| 151 SHS FATE THERAPEUTICS INC (FATE) | 6,035 | 6,035 |
| 604 SHS UNILEVER NV NY SH NEW (UN) | 36,482 | 36,482 |
| 642 SHS TERUMO CORP ADR UNSPONS ADR (TRUMY) | 25,905 | 25,905 |
| 647 SHS AMPHENOL CORP NEW CL A (APH) | 70,051 | 70,051 |

Investments Corporation Stock Schedule

| Name of Stock | End of Year Book Value | End of Year Fair Market Value |
|--|------------------------|-------------------------------|
| 14830 SHS CHINA YONGDA AUTMBL SVS HD LTD (CYYHF) | 17,547 | 17,547 |
| 586 SHS ESSILOR ORLUXOTTICA ADR (ESLOY) | 40,012 | 40,012 |
| 65 SHS VAIL RESORTS (MTN) | 13,908 | 13,908 |
| 148 SHS GLOBAL BLOOD THERAPEUTICS INC | 8,161 | 8,161 |
| 14748 SHS FIBRA PROLOGIS (FBBPF) | 28,660 | 28,660 |
| 150 SHS LIGAND PHARMACEUTICALS INC NEW (LGND) | 14,298 | 14,298 |
| 603 SHS WYNN MACAU LTD UNSPON ADR (WYNMY) | 9,726 | 9,726 |
| 1665 SHS ITAU UNIBANCO MULTIPLE ADR | 6,627 | 6,627 |
| 586 SHS ALTRIA GROUP INC (MO) | 22,643 | 22,643 |
| 588 SHS MICROSOFT CORP (MSFT) | 123,674 | 123,674 |
| 165 SHS ELBIT SYSTEMS LTD (ESLT) | 19,850 | 19,850 |
| 591 SHS APTIV PLC (APTV) | 54,183 | 54,183 |
| 593 SHS GRIFOLS SA ADR (GRFS) | 10,289 | 10,289 |
| 1618 SHS MUELLER WATER PROD INC SER A | 16,811 | 16,811 |
| 596 SHS LKQ CORPORATION (LKQ) | 16,527 | 16,527 |
| 168 SHS INSMED INC COM NEW (INSM) | 5,400 | 5,400 |
| 16800 SHS ASCENDAS INDIA TRUST | 17,220 | 17,220 |
| 1474 SHS TEGNA INC COM | 17,320 | 17,320 |
| 1474 SHS AT&T INC (T) | 42,024 | 42,024 |
| 648 SHS NOVARTIS AG ADR (NVS) | 56,350 | 56,350 |
| 652 SHS LOREAL CO ADR | 42,478 | 42,478 |
| 140 SHS WIX COM LTD (WIX) | 35,679 | 35,679 |
| 677 SHS PREMIER INC CL A (PINC) | 22,226 | 22,226 |
| 68 SHS BROADCOM INC (AVGO) | 24,774 | 24,774 |
| 68305.918 SHS MIRAE EMERG MKTS GRT CONSMR I | 1,236,337 | 1,236,337 |
| 684 SHS WALGREENS BOOTS ALLIANCE INC (WBA) | 24,569 | 24,569 |
| 685 SHS ISHARES MSCI TAIWAN ETF (EWT) | 30,757 | 30,757 |
| 136 SHS ULTA BEAUTY COMPANIES INC (ULTA) | 30,461 | 30,461 |
| 579 SHS HENRY SCHEIN INC | 34,034 | 34,034 |
| 1350 SHS SBERBANK RUSSIA SPONSORED ADR | 15,755 | 15,755 |

Investments Corporation Stock Schedule

| Name of Stock | End of Year Book Value | End of Year Fair Market Value |
|---|------------------------|-------------------------------|
| 69 SHS ALLEGHANY CP DELAWARE | 35,911 | 35,911 |
| 1340 SHS MACQUARIE INFRASTRUCTURE CO DE (MIC) | 36,033 | 36,033 |
| 133 SHS GALAPAGOS NV ADR | 18,874 | 18,874 |
| 662 SHS PROSUS N V SPONSERED ADR (PROSY | 12,267 | 12,267 |
| 137 SHS SPDR S&P 500 ETF TRUST (SPY) | 45,880 | 45,880 |
| 6584 SHS TIMES NEIGHBORHOOD HLDGS LTD (TNHDF) | 8,699 | 8,699 |
| 144 SHS UNITED PARCEL SER INC CL-B (UPS) | 23,995 | 23,995 |
| 14385 SHS TIMES PPTY HLDGS LTD (TMPPF) | 19,896 | 19,896 |
| 1470 SHS VIASAT INC | 50,551 | 50,551 |
| 656 SHS REXNORD CORP NEW (RXN) | 19,572 | 19,572 |
| 1424 SHS ASAHI KAISEI CORP ADR (AHKSY) | 25,003 | 25,003 |
| 658 SHS SIEMENS AKTIENGESELLSCHAFT (SIEGY) | 45,830 | 45,830 |

TY 2019 Investments - Other Schedule**Name:** MCLAUGHLIN FAMILY FOUNDATION**EIN:** 47-0945945**Investments Other Schedule 2**

| Category/ Item | Listed at Cost or FMV | Book Value | End of Year Fair Market Value |
|--------------------------------------|------------------------------|-------------------|--------------------------------------|
| BLACK MESA INVESTORS V, LLC | FMV | 230,323 | 230,323 |
| ELM PARK MINERALS II GP, LLC | FMV | 89,609 | 89,609 |
| BLACK MESA INVESTORS IV, LLC | FMV | 164,769 | 164,769 |
| BSR MINERALS I, LLC | FMV | 501,247 | 501,247 |
| HALL CAPITAL III, LP | FMV | 752,693 | 752,693 |
| MARKET TOWER INVESTORS, LLC | FMV | 834,836 | 834,836 |
| WFC INVESTORS LLC | FMV | 1,146,625 | 1,146,625 |
| OKLAHOMA LIFE SCIENCES FUND III, LLC | FMV | 90,000 | 90,000 |

TY 2019 Legal Fees Schedule**Name:** MCLAUGHLIN FAMILY FOUNDATION**EIN:** 47-0945945

| Category | Amount | Net Investment Income | Adjusted Net Income | Disbursements for Charitable Purposes |
|------------|--------|--------------------------|------------------------|---|
| LEGAL FEES | 1,247 | 624 | 0 | 623 |

TY 2019 Other Assets Schedule

Name: MCLAUGHLIN FAMILY FOUNDATION

EIN: 47-0945945

Other Assets Schedule

| Description | Beginning of Year - Book Value | End of Year - Book Value | End of Year - Fair Market Value |
|------------------|-----------------------------------|-----------------------------|------------------------------------|
| ACCRUED INTEREST | 39,545 | 41,030 | 41,030 |

TY 2019 Other Expenses Schedule**Name:** MCLAUGHLIN FAMILY FOUNDATION**EIN:** 47-0945945**Other Expenses Schedule**

| Description | Revenue and Expenses per Books | Net Investment Income | Adjusted Net Income | Disbursements for Charitable Purposes |
|---------------------------------|--------------------------------------|--------------------------|------------------------|---|
| OFFICE EXPENSE | 3,679 | 0 | 0 | 3,679 |
| WEBSITE COST | 248 | 0 | 0 | 248 |
| INSURANCE | 590 | 0 | 0 | 590 |
| SUBSCRIPTIONS AND DUES | 3,632 | 0 | 0 | 3,632 |
| OTHER MISCELLANEOUS EXPENDITURE | 15,505 | 0 | 0 | 0 |

TY 2019 Other Income Schedule**Name:** MCLAUGHLIN FAMILY FOUNDATION**EIN:** 47-0945945**Other Income Schedule**

| Description | Revenue And Expenses Per Books | Net Investment Income | Adjusted Net Income |
|---|-----------------------------------|--------------------------|---------------------|
| HALL CAPITAL III, LP | 0 | -24,411 | 0 |
| BSR MINERALS I, LLC | 0 | 21,504 | 0 |
| ELM PARK MINERALS II LP | 0 | 3,012 | 0 |
| BLACK MESA INVESTORS IV LLC | 0 | -33,737 | 0 |
| PIMCO TACTICAL OPPORTUNITIES ONSHORE FUND | 0 | 115,036 | 0 |
| WFC INVESTORS LLC | 0 | 30,767 | 0 |
| MARKET TOWER INVESTORS | 0 | -11,340 | 0 |
| BLACK MESA INVESTORS V LLC | 0 | -57,540 | 0 |
| MISCELLANEOUS INCOME | 8,607 | 982 | 0 |

TY 2019 Other Increases Schedule

Name: MCLAUGHLIN FAMILY FOUNDATION

EIN: 47-0945945

| Description | Amount |
|-----------------|---------|
| UNREALIZED GAIN | 899,289 |

TY 2019 Other Professional Fees Schedule**Name:** MCLAUGHLIN FAMILY FOUNDATION**EIN:** 47-0945945

| Category | Amount | Net Investment Income | Adjusted Net Income | Disbursements for Charitable Purposes |
|-----------------|---------------|----------------------------------|--------------------------------|--|
| CONSULTING FEES | 61,840 | 0 | 0 | 61,840 |
| INVESTMENT FEES | 113,937 | 113,937 | 0 | 0 |

TY 2019 Taxes Schedule**Name:** MCLAUGHLIN FAMILY FOUNDATION**EIN:** 47-0945945

| Category | Amount | Net Investment Income | Adjusted Net Income | Disbursements for Charitable Purposes |
|----------------|--------|--------------------------|------------------------|---|
| TAXES | 3,186 | 855 | 0 | 0 |
| PROPERTY TAXES | 0 | 0 | 0 | 0 |