

Form **990-PF**
 Department of the Treasury
 Internal Revenue Service








Return of Private Foundation
or Section 4947(a)(1) Trust Treated as Private Foundation
 ▶ Do not enter social security numbers on this form as it may be made public.
 ▶ Go to www.irs.gov/Form990PF for instructions and the latest information.

OMB No. 1545-0052
2019
Open to Public Inspection


For calendar year 2019, or tax year beginning 02-01-2019, and ending 01-31-2020

Name of foundation THE GREEN FUND INC		A Employer identification number 13-6160950	
Number and street (or P.O. box number if mail is not delivered to street address) 14 EAST 60TH STREET	Room/suite	B Telephone number (see instructions) (212) 755-2445	
City or town, state or province, country, and ZIP or foreign postal code NEW YORK, NY 10022		C If exemption application is pending, check here <input type="checkbox"/>	
G Check all that apply: <input type="checkbox"/> Initial return <input type="checkbox"/> Initial return of a former public charity <input type="checkbox"/> Final return <input type="checkbox"/> Amended return <input type="checkbox"/> Address change <input type="checkbox"/> Name change		D 1. Foreign organizations, check here..... <input type="checkbox"/> 2. Foreign organizations meeting the 85% test, check here and attach computation ... <input type="checkbox"/>	
H Check type of organization: <input checked="" type="checkbox"/> Section 501(c)(3) exempt private foundation <input type="checkbox"/> Section 4947(a)(1) nonexempt charitable trust <input type="checkbox"/> Other taxable private foundation		E If private foundation status was terminated under section 507(b)(1)(A), check here <input type="checkbox"/>	
I Fair market value of all assets at end of year (from Part II, col. (c), line 16) ▶ \$ 23,547,253		J Accounting method: <input checked="" type="checkbox"/> Cash <input type="checkbox"/> Accrual <input type="checkbox"/> Other (specify) _____ (Part I, column (d) must be on cash basis.)	
		F If the foundation is in a 60-month termination under section 507(b)(1)(B), check here <input type="checkbox"/>	

Part I Analysis of Revenue and Expenses <small>(The total of amounts in columns (b), (c), and (d) may not necessarily equal the amounts in column (a) (see instructions).)</small>		(a) Revenue and expenses per books	(b) Net investment income	(c) Adjusted net income	(d) Disbursements for charitable purposes (cash basis only)
1	Contributions, gifts, grants, etc., received (attach schedule)				
2	Check <input checked="" type="checkbox"/> if the foundation is not required to attach Sch. B				
3	Interest on savings and temporary cash investments	3,641	3,641		
4	Dividends and interest from securities	977,841	977,841		
5a	Gross rents				
b	Net rental income or (loss)				
6a	Net gain or (loss) from sale of assets not on line 10	2,255,109			
b	Gross sales price for all assets on line 6a	7,319,864			
7	Capital gain net income (from Part IV, line 2)		2,255,109		
8	Net short-term capital gain				
9	Income modifications				
10a	Gross sales less returns and allowances				
b	Less: Cost of goods sold				
c	Gross profit or (loss) (attach schedule)				
11	Other income (attach schedule)	52,703			
12	Total. Add lines 1 through 11	3,289,294	3,236,591		
13	Compensation of officers, directors, trustees, etc.				
14	Other employee salaries and wages	208,653	104,327		104,326
15	Pension plans, employee benefits	36,070	18,035		18,035
16a	Legal fees (attach schedule)				
b	Accounting fees (attach schedule)				
c	Other professional fees (attach schedule)	129	65		64
17	Interest				
18	Taxes (attach schedule) (see instructions)	3,570			1,000
19	Depreciation (attach schedule) and depletion	2,936			
20	Occupancy	40,852			40,852
21	Travel, conferences, and meetings				
22	Printing and publications	557	557		
23	Other expenses (attach schedule)	248,255	210,981		37,010
24	Total operating and administrative expenses. Add lines 13 through 23	541,022	333,965		201,287
25	Contributions, gifts, grants paid	1,701,750			1,701,750
26	Total expenses and disbursements. Add lines 24 and 25	2,242,772	333,965		1,903,037
27	Subtract line 26 from line 12:				
a	Excess of revenue over expenses and disbursements	1,046,522			
b	Net investment income (if negative, enter -0-)		2,902,626		
c	Adjusted net income (if negative, enter -0-)				

Part II Balance Sheets Attached schedules and amounts in the description column should be for end-of-year amounts only. (See instructions.)		Beginning of year	End of year	
		(a) Book Value	(b) Book Value	(c) Fair Market Value
Assets	1 Cash—non-interest-bearing			
	2 Savings and temporary cash investments	202,455	879,533	879,533
	3 Accounts receivable ▶ _____ Less: allowance for doubtful accounts ▶ _____			
	4 Pledges receivable ▶ _____ Less: allowance for doubtful accounts ▶ _____			
	5 Grants receivable			
	6 Receivables due from officers, directors, trustees, and other disqualified persons (attach schedule) (see instructions)			
	7 Other notes and loans receivable (attach schedule) ▶ _____ Less: allowance for doubtful accounts ▶ _____			
	8 Inventories for sale or use			
	9 Prepaid expenses and deferred charges			
	10a Investments—U.S. and state government obligations (attach schedule)			
	b Investments—corporate stock (attach schedule)	18,139,465 	18,658,873	21,876,561
	c Investments—corporate bonds (attach schedule)	925,270 	798,005	774,398
	11 Investments—land, buildings, and equipment: basis ▶ _____ Less: accumulated depreciation (attach schedule) ▶ _____			
	12 Investments—mortgage loans			
	13 Investments—other (attach schedule)			
	14 Land, buildings, and equipment: basis ▶ _____ 31,434 Less: accumulated depreciation (attach schedule) ▶ _____ 31,434			
15 Other assets (describe ▶ _____)	 16,781	 16,761	 16,761	
16 Total assets (to be completed by all filers—see the instructions. Also, see page 1, item I)	19,283,971	20,353,172	23,547,253	
Liabilities	17 Accounts payable and accrued expenses			
	18 Grants payable			
	19 Deferred revenue			
	20 Loans from officers, directors, trustees, and other disqualified persons			
	21 Mortgages and other notes payable (attach schedule)			
	22 Other liabilities (describe ▶ _____)	 279,312	 345,127	
	23 Total liabilities (add lines 17 through 22)	279,312	345,127	
Net Assets or Fund Balances	Foundations that follow FASB ASC 958, check here ▶ <input type="checkbox"/> and complete lines 24, 25, 29 and 30.			
	24 Net assets without donor restrictions			
	25 Net assets with donor restrictions			
	Foundations that do not follow FASB ASC 958, check here ▶ <input checked="" type="checkbox"/> and complete lines 26 through 30.			
	26 Capital stock, trust principal, or current funds			
	27 Paid-in or capital surplus, or land, bldg., and equipment fund			
	28 Retained earnings, accumulated income, endowment, or other funds	19,004,659	20,008,045	
29 Total net assets or fund balances (see instructions)	19,004,659	20,008,045		
30 Total liabilities and net assets/fund balances (see instructions) .	19,283,971	20,353,172		

Part III Analysis of Changes in Net Assets or Fund Balances

1 Total net assets or fund balances at beginning of year—Part II, column (a), line 29 (must agree with end-of-year figure reported on prior year's return)	1	19,004,659
2 Enter amount from Part I, line 27a	2	1,046,522
3 Other increases not included in line 2 (itemize) ▶ _____	3	
4 Add lines 1, 2, and 3	4	20,051,181
5 Decreases not included in line 2 (itemize) ▶ _____ 	5	43,136
6 Total net assets or fund balances at end of year (line 4 minus line 5)—Part II, column (b), line 29 .	6	20,008,045

Part IV Capital Gains and Losses for Tax on Investment Income

(a) List and describe the kind(s) of property sold (e.g., real estate, 2-story brick warehouse; or common stock, 200 shs. MLC Co.)		(b) How acquired P—Purchase D—Donation	(c) Date acquired (mo., day, yr.)	(d) Date sold (mo., day, yr.)
1a See Additional Data Table				
b				
c				
d				
e				

(e) Gross sales price	(f) Depreciation allowed (or allowable)	(g) Cost or other basis plus expense of sale	(h) Gain or (loss) (e) plus (f) minus (g)
a See Additional Data Table			
b			
c			
d			
e			

Complete only for assets showing gain in column (h) and owned by the foundation on 12/31/69			(l) Gains (Col. (h) gain minus col. (k), but not less than -0-) or Losses (from col.(h))
(i) F.M.V. as of 12/31/69	(j) Adjusted basis as of 12/31/69	(k) Excess of col. (i) over col. (j), if any	
a See Additional Data Table			
b			
c			
d			
e			

2 Capital gain net income or (net capital loss)	{ If gain, also enter in Part I, line 7 If (loss), enter -0- in Part I, line 7 }	2	2,255,109
3 Net short-term capital gain or (loss) as defined in sections 1222(5) and (6): If gain, also enter in Part I, line 8, column (c) (see instructions). If (loss), enter -0- in Part I, line 8		3	2,071

Part V Qualification Under Section 4940(e) for Reduced Tax on Net Investment Income

(For optional use by domestic private foundations subject to the section 4940(a) tax on net investment income.)

If section 4940(d)(2) applies, leave this part blank.

Was the foundation liable for the section 4942 tax on the distributable amount of any year in the base period?
 If "Yes," the foundation does not qualify under section 4940(e). Do not complete this part. Yes No

1 Enter the appropriate amount in each column for each year; see instructions before making any entries.

(a) Base period years Calendar year (or tax year beginning in)	(b) Adjusted qualifying distributions	(c) Net value of noncharitable-use assets	(d) Distribution ratio (col. (b) divided by col. (c))
2018	1,832,629	25,117,942	0.072961
2017	1,829,748	25,435,527	0.071937
2016	1,723,831	23,773,741	0.072510
2015	1,683,839	25,903,673	0.065004
2014	1,625,751	26,598,140	0.061123
2 Total of line 1, column (d)			2 0.343535
3 Average distribution ratio for the 5-year base period—divide the total on line 2 by 5.0, or by the number of years the foundation has been in existence if less than 5 years			3 0.068707
4 Enter the net value of noncharitable-use assets for 2019 from Part X, line 5			4 24,463,174
5 Multiply line 4 by line 3			5 1,680,791
6 Enter 1% of net investment income (1% of Part I, line 27b)			6 29,026
7 Add lines 5 and 6			7 1,709,817
8 Enter qualifying distributions from Part XII, line 4			8 1,903,037

If line 8 is equal to or greater than line 7, check the box in Part VI, line 1b, and complete that part using a 1% tax rate. See the Part VI instructions.

Part VI Excise Tax Based on Investment Income (Section 4940(a), 4940(b), 4940(e), or 4948—see instructions)

Table with 11 rows for excise tax calculation. Includes questions about exempt foundations, tax under section 511, and tax due. Total amount owed is 20,146.

Part VII-A Statements Regarding Activities

Table with 10 rows for statements regarding activities. Includes questions about political campaigns, political expenditures, and state reporting requirements.

Part VII-A Statements Regarding Activities (continued)

Table with 3 columns: Question, Yes, No. Rows 11-14 regarding controlled entities, distributions, public inspection requirements, and books in care.

Located at 14 EAST 60TH STREET SUITE 702 NEW YORK NY ZIP+4 10022

15 Section 4947(a)(1) nonexempt charitable trusts filing Form 990-PF in lieu of Form 1041 —check here and enter the amount of tax-exempt interest received or accrued during the year.

Table with 3 columns: Question, Yes, No. Row 16 regarding interest in foreign countries.

Part VII-B Statements Regarding Activities for Which Form 4720 May Be Required

File Form 4720 if any item is checked in the "Yes" column, unless an exception applies.

Main table with 3 columns: Question, Yes, No. Rows 1a-4b regarding Form 4720 exceptions and requirements.

Part VIII Information About Officers, Directors, Trustees, Foundation Managers, Highly Paid Employees, and Contractors (continued)

3 Five highest-paid independent contractors for professional services (see instructions). If none, enter "NONE".

(a) Name and address of each person paid more than \$50,000	(b) Type of service	(c) Compensation
NONE		
Total number of others receiving over \$50,000 for professional services. ▶		

Part IX-A Summary of Direct Charitable Activities

List the foundation's four largest direct charitable activities during the tax year. Include relevant statistical information such as the number of organizations and other beneficiaries served, conferences convened, research papers produced, etc.

	Expenses
1	
2	
3	
4	

Part IX-B Summary of Program-Related Investments (see instructions)

Describe the two largest program-related investments made by the foundation during the tax year on lines 1 and 2.	Amount
1 N/A	
2	
All other program-related investments. See instructions.	
3	

Total. Add lines 1 through 3 ▶

Part X Minimum Investment Return (All domestic foundations must complete this part. Foreign foundations, see instructions.)		
1	Fair market value of assets not used (or held for use) directly in carrying out charitable, etc., purposes:	
a	Average monthly fair market value of securities.	1a 23,198,483
b	Average of monthly cash balances.	1b 855,383
c	Fair market value of all other assets (see instructions).	1c 781,844
d	Total (add lines 1a, b, and c).	1d 24,835,710
e	Reduction claimed for blockage or other factors reported on lines 1a and 1c (attach detailed explanation).	1e
2	Acquisition indebtedness applicable to line 1 assets.	2
3	Subtract line 2 from line 1d.	3 24,835,710
4	Cash deemed held for charitable activities. Enter 1 1/2% of line 3 (for greater amount, see instructions).	4 372,536
5	Net value of noncharitable-use assets. Subtract line 4 from line 3. Enter here and on Part V, line 4	5 24,463,174
6	Minimum investment return. Enter 5% of line 5.	6 1,223,159

Part XI Distributable Amount (see instructions) (Section 4942(j)(3) and (j)(5) private operating foundations and certain foreign organizations check here <input type="checkbox"/> and do not complete this part.)		
1	Minimum investment return from Part X, line 6.	1 1,223,159
2a	Tax on investment income for 2019 from Part VI, line 5.	2a 29,026
b	Income tax for 2019. (This does not include the tax from Part VI.).	2b
c	Add lines 2a and 2b.	2c 29,026
3	Distributable amount before adjustments. Subtract line 2c from line 1.	3 1,194,133
4	Recoveries of amounts treated as qualifying distributions.	4
5	Add lines 3 and 4.	5 1,194,133
6	Deduction from distributable amount (see instructions).	6
7	Distributable amount as adjusted. Subtract line 6 from line 5. Enter here and on Part XIII, line 1.	7 1,194,133

Part XII Qualifying Distributions (see instructions)		
1	Amounts paid (including administrative expenses) to accomplish charitable, etc., purposes:	
a	Expenses, contributions, gifts, etc.—total from Part I, column (d), line 26.	1a 1,903,037
b	Program-related investments—total from Part IX-B.	1b
2	Amounts paid to acquire assets used (or held for use) directly in carrying out charitable, etc., purposes.	2
3	Amounts set aside for specific charitable projects that satisfy the:	
a	Suitability test (prior IRS approval required).	3a
b	Cash distribution test (attach the required schedule).	3b
4	Qualifying distributions. Add lines 1a through 3b. Enter here and on Part V, line 8, and Part XIII, line 4	4 1,903,037
5	Foundations that qualify under section 4940(e) for the reduced rate of tax on net investment income. Enter 1% of Part I, line 27b. See instructions.	5 29,026
6	Adjusted qualifying distributions. Subtract line 5 from line 4.	6 1,874,011

Note: The amount on line 6 will be used in Part V, column (b), in subsequent years when calculating whether the foundation qualifies for the section 4940(e) reduction of tax in those years.

Part XIII Undistributed Income (see instructions)

	(a) Corpus	(b) Years prior to 2018	(c) 2018	(d) 2019
1 Distributable amount for 2019 from Part XI, line 7				1,194,133
2 Undistributed income, if any, as of the end of 2019:				
a Enter amount for 2018 only.				
b Total for prior years: 20___, 20___, 20___				
3 Excess distributions carryover, if any, to 2019:				
a From 2014.	326,252			
b From 2015.	409,895			
c From 2016.	551,700			
d From 2017.	588,312			
e From 2018.	594,474			
f Total of lines 3a through e.	2,470,633			
4 Qualifying distributions for 2019 from Part XII, line 4: ▶ \$ _____ 1,903,037				
a Applied to 2018, but not more than line 2a				
b Applied to undistributed income of prior years (Election required—see instructions).				
c Treated as distributions out of corpus (Election required—see instructions).				
d Applied to 2019 distributable amount.				1,194,133
e Remaining amount distributed out of corpus	708,904			
5 Excess distributions carryover applied to 2019. (If an amount appears in column (d), the same amount must be shown in column (a).)				
6 Enter the net total of each column as indicated below:				
a Corpus. Add lines 3f, 4c, and 4e. Subtract line 5	3,179,537			
b Prior years' undistributed income. Subtract line 4b from line 2b				
c Enter the amount of prior years' undistributed income for which a notice of deficiency has been issued, or on which the section 4942(a) tax has been previously assessed.				
d Subtract line 6c from line 6b. Taxable amount—see instructions				
e Undistributed income for 2018. Subtract line 4a from line 2a. Taxable amount—see instructions				
f Undistributed income for 2019. Subtract lines 4d and 5 from line 1. This amount must be distributed in 2020				0
7 Amounts treated as distributions out of corpus to satisfy requirements imposed by section 170(b)(1)(F) or 4942(g)(3) (Election may be required - see instructions).				
8 Excess distributions carryover from 2014 not applied on line 5 or line 7 (see instructions).	326,252			
9 Excess distributions carryover to 2020. Subtract lines 7 and 8 from line 6a	2,853,285			
10 Analysis of line 9:				
a Excess from 2015.	409,895			
b Excess from 2016.	551,700			
c Excess from 2017.	588,312			
d Excess from 2018.	594,474			
e Excess from 2019.	708,904			

Part XIV Private Operating Foundations (see instructions and Part VII-A, question 9)

1a If the foundation has received a ruling or determination letter that it is a private operating foundation, and the ruling is effective for 2019, enter the date of the ruling. ▶

b Check box to indicate whether the organization is a private operating foundation described in section 4942(j)(3) or 4942(j)(5)

	Tax year	Prior 3 years			(e) Total
	(a) 2019	(b) 2018	(c) 2017	(d) 2016	
2a Enter the lesser of the adjusted net income from Part I or the minimum investment return from Part X for each year listed					
b 85% of line 2a					
c Qualifying distributions from Part XII, line 4 for each year listed					
d Amounts included in line 2c not used directly for active conduct of exempt activities					
e Qualifying distributions made directly for active conduct of exempt activities. Subtract line 2d from line 2c					
3 Complete 3a, b, or c for the alternative test relied upon:					
a "Assets" alternative test—enter:					
(1) Value of all assets					
(2) Value of assets qualifying under section 4942(j)(3)(B)(i)					
b "Endowment" alternative test— enter 2/3 of minimum investment return shown in Part X, line 6 for each year listed.					
c "Support" alternative test—enter:					
(1) Total support other than gross investment income (interest, dividends, rents, payments on securities loans (section 512(a)(5)), or royalties)					
(2) Support from general public and 5 or more exempt organizations as provided in section 4942(j)(3)(B)(iii).					
(3) Largest amount of support from an exempt organization					
(4) Gross investment income					

Part XV Supplementary Information (Complete this part only if the foundation had \$5,000 or more in assets at any time during the year—see instructions.)

1 Information Regarding Foundation Managers:
a List any managers of the foundation who have contributed more than 2% of the total contributions received by the foundation before the close of any tax year (but only if they have contributed more than \$5,000). (See section 507(d)(2).)

b List any managers of the foundation who own 10% or more of the stock of a corporation (or an equally large portion of the ownership of a partnership or other entity) of which the foundation has a 10% or greater interest.

2 Information Regarding Contribution, Grant, Gift, Loan, Scholarship, etc., Programs:

Check here if the foundation only makes contributions to preselected charitable organizations and does not accept unsolicited requests for funds. If the foundation makes gifts, grants, etc. to individuals or organizations under other conditions, complete items 2a, b, c, and d. See instructions

a The name, address, and telephone number or email address of the person to whom applications should be addressed:

b The form in which applications should be submitted and information and materials they should include:

c Any submission deadlines:

d Any restrictions or limitations on awards, such as by geographical areas, charitable fields, kinds of institutions, or other factors:

Part XV **Supplementary Information** (continued)**3 Grants and Contributions Paid During the Year or Approved for Future Payment**

Recipient	If recipient is an individual, show any relationship to any foundation manager or substantial contributor	Foundation status of recipient	Purpose of grant or contribution	Amount
Name and address (home or business)				
a <i>Paid during the year</i> See Additional Data Table				
Total			▶ 3a	1,701,750
b <i>Approved for future payment</i>				
Total			▶ 3b	

Form 990PF Part IV - Capital Gains and Losses for Tax on Investment Income - Columns a - d

List and describe the kind(s) of property sold (e.g., real estate, (a) 2-story brick warehouse; or common stock, 200 shs. MLC Co.)	(b) How acquired P—Purchase D—Donation	(c) Date acquired (mo., day, yr.)	(d) Date sold (mo., day, yr.)
ABERDEEN EMERGING MKTS EQUITY INC. F	P	1997-09-17	2019-09-26
CELGENE CORP	P	2009-12-17	2019-10-07
FIDELITY ADVISOR INTL DISCOVERY FD	P	2018-12-10	2019-10-07
HP INC	P	2011-02-23	2019-10-11
LEGACY RESERVES INC	P	2013-08-20	2019-12-30
NUVEEN DOW 30 DYNAMIC OVERWRITE FD	P	2006-01-10	2019-10-03
SOURCE CAPITAL INC	P	2007-04-30	2019-10-01
US BANCORP DEL NEW	P	2008-02-21	2019-10-04
AECOM	P	2010-06-18	2019-09-26
CELLDEX THERAPEUTICS NEW	P	2009-04-03	2019-02-11

Form 990PF Part IV - Capital Gains and Losses for Tax on Investment Income - Columns e - h

(e) Gross sales price	(f) Depreciation allowed (or allowable)	(g) Cost or other basis plus expense of sale	(h) Gain or (loss) (e) plus (f) minus (g)
41,595		70,589	-28,994
308,713		77,174	231,539
2,582		2,317	265
16,520		20,554	-4,034
		55,875	-55,875
69,200		70,902	-1,702
85,893		146,562	-60,669
80,878		49,294	31,584
75,219		46,251	28,968
2		51	-49

Form 990PF Part IV - Capital Gains and Losses for Tax on Investment Income - Columns i - l

Complete only for assets showing gain in column (h) and owned by the foundation on 12/31/69			(l) Gains (Col. (h) gain minus col. (k), but not less than -0-) or Losses (from col.(h))
(i) F.M.V. as of 12/31/69	(j) Adjusted basis as of 12/31/69	(k) Excess of col. (i) over col. (j), if any	
			-28,994
			231,539
			265
			-4,034
			-55,875
			-1,702
			-60,669
			31,584
			28,968
			-49

Form 990PF Part IV - Capital Gains and Losses for Tax on Investment Income - Columns a - d

List and describe the kind(s) of property sold (e.g., real estate, (a) 2-story brick warehouse; or common stock, 200 shs. MLC Co.)	(b) How acquired P—Purchase D—Donation	(c) Date acquired (mo., day, yr.)	(d) Date sold (mo., day, yr.)
FIDELITY NEW MKT INC	P	2008-08-19	2019-10-07
IBM CORP	P	2001-08-28	2019-10-08
LONMIN PLC SPON ADR NEW	P	1991-12-17	2019-07-15
ONEOK INC NEW	P	2017-07-03	2019-10-03
SPDR S&P 600 ETF SMALL CAP GRWTH	P	2016-07-14	2019-10-04
VANGUARD S&P ETF SMALL CAP 600	P	2016-08-03	2019-10-03
AGENUS INC NEW	P	1988-10-27	2019-10-15
CENTRUS ENERGY 2.5% 9/30/19	P	2010-02-23	2019-10-01
FIRST EAGLE FDS GLOBAL FD	P	2012-12-14	2019-10-07
INFORMA PLC	P	2011-05-11	2019-11-01

Form 990PF Part IV - Capital Gains and Losses for Tax on Investment Income - Columns e - h

(e) Gross sales price	(f) Depreciation allowed (or allowable)	(g) Cost or other basis plus expense of sale	(h) Gain or (loss) (e) plus (f) minus (g)
103,670		115,480	-11,810
139,067		106,048	33,019
8		10,602	-10,594
105,657		76,024	29,633
39,813		31,783	8,030
59,167		47,128	12,039
1,094		56,683	-55,589
70,509		84,096	-13,587
14,510		12,648	1,862
50,249		34,805	15,444

Form 990PF Part IV - Capital Gains and Losses for Tax on Investment Income - Columns i - l

Complete only for assets showing gain in column (h) and owned by the foundation on 12/31/69			(l) Gains (Col. (h) gain minus col. (k), but not less than -0-) or Losses (from col.(h))
(i) F.M.V. as of 12/31/69	(j) Adjusted basis as of 12/31/69	(k) Excess of col. (i) over col. (j), if any	
			-11,810
			33,019
			-10,594
			29,633
			8,030
			12,039
			-55,589
			-13,587
			1,862
			15,444

Form 990PF Part IV - Capital Gains and Losses for Tax on Investment Income - Columns a - d

List and describe the kind(s) of property sold (e.g., real estate, (a) 2-story brick warehouse; or common stock, 200 shs. MLC Co.)	(b) How acquired P—Purchase D—Donation	(c) Date acquired (mo., day, yr.)	(d) Date sold (mo., day, yr.)
LYONDELLBASELL INDUSTRIES NV	P	2010-05-11	2019-10-11
OTELCO INC NEW	P	2005-05-24	2019-10-03
STAN;LEY BLACK & DECKER INC	P	2008-12-12	2019-10-03
VENTAS INC	P	2012-05-30	2019-10-15
ALEXANDRIA REAL ESTATE EQUITIES	P	2008-12-17	2019-10-07
CHROMATICS COLOR SCI INTL INC	P	1998-04-06	2019-09-01
FIRST EAGLE SOGEN OVERSEAS FD	P	2014-12-17	2019-10-07
INTEGRATED DEVICE TECH.	P	1996-02-28	2019-04-01
MFS SER TI 1 VALUE FD	P	2009-06-09	2019-10-03
PEOPLES UNITED FINL INC	P	2011-05-05	2019-10-03

Form 990PF Part IV - Capital Gains and Losses for Tax on Investment Income - Columns e - h

(e) Gross sales price	(f) Depreciation allowed (or allowable)	(g) Cost or other basis plus expense of sale	(h) Gain or (loss) (e) plus (f) minus (g)
131,997		33,450	98,547
17,341		120,496	-103,155
137,197		31,429	105,768
71,879		51,431	20,448
57,315		23,207	34,108
		12,495	-12,495
7,395		6,546	849
50,274		23,264	27,010
24,612		17,840	6,772
45,097		41,960	3,137

Form 990PF Part IV - Capital Gains and Losses for Tax on Investment Income - Columns i - l

Complete only for assets showing gain in column (h) and owned by the foundation on 12/31/69			(l) Gains (Col. (h) gain minus col. (k), but not less than -0-) or Losses (from col.(h))
(i) F.M.V. as of 12/31/69	(j) Adjusted basis as of 12/31/69	(k) Excess of col. (i) over col. (j), if any	
			98,547
			-103,155
			105,768
			20,448
			34,108
			-12,495
			849
			27,010
			6,772
			3,137

Form 990PF Part IV - Capital Gains and Losses for Tax on Investment Income - Columns a - d

List and describe the kind(s) of property sold (e.g., real estate, (a) 2-story brick warehouse; or common stock, 200 shs. MLC Co.)	(b) How acquired P—Purchase D—Donation	(c) Date acquired (mo., day, yr.)	(d) Date sold (mo., day, yr.)
T ROWE PRICE GROWTH STOCK FUND	P	2017-07-19	2019-10-08
VICON INDUSTRIES INC	P	1998-07-22	2019-10-01
ALLIANZ FDS MULTI STRATEGY GLOBAL WA	P	2009-06-11	2019-10-03
CISCO SYSTEMS INC.	P	2012-09-24	2019-09-27
FISERV	P	2004-05-26	2019-10-07
INTL FLAVORS & FRAGRANCES	P	2010-11-26	2019-10-08
MFS SER TR 1 VALUE FD	P	2018-12-21	2019-10-03
PERSPECTA INC	P	2018-06-01	2019-10-15
T ROWE PRICE INTL FDS EMERGING MKTS	P	2017-07-14	2019-10-03
WABTEC	P	2019-02-26	2019-10-10

Form 990PF Part IV - Capital Gains and Losses for Tax on Investment Income - Columns e - h

(e) Gross sales price	(f) Depreciation allowed (or allowable)	(g) Cost or other basis plus expense of sale	(h) Gain or (loss) (e) plus (f) minus (g)
66,220		65,990	230
		8,096	-8,096
65,397		31,407	33,990
73,334		28,485	44,849
104,678		9,511	95,167
114,799		53,939	60,860
971		888	83
1,092			1,092
139,709		131,988	7,721
1,042			1,042

Form 990PF Part IV - Capital Gains and Losses for Tax on Investment Income - Columns i - l

Complete only for assets showing gain in column (h) and owned by the foundation on 12/31/69			(l) Gains (Col. (h) gain minus col. (k), but not less than -0-) or Losses (from col.(h))
(i) F.M.V. as of 12/31/69	(j) Adjusted basis as of 12/31/69	(k) Excess of col. (i) over col. (j), if any	
			230
			-8,096
			33,990
			44,849
			95,167
			60,860
			83
			1,092
			7,721
			1,042

Form 990PF Part IV - Capital Gains and Losses for Tax on Investment Income - Columns a - d

List and describe the kind(s) of property sold (e.g., real estate, (a) 2-story brick warehouse; or common stock, 200 shs. MLC Co.)	(b) How acquired P—Purchase D—Donation	(c) Date acquired (mo., day, yr.)	(d) Date sold (mo., day, yr.)
ALLIANZ FDS MULTI STRATEGY GLOBA LWA	P	2018-12-21	2019-10-03
COMSCORE INC	P	2007-05-15	2019-10-01
FIVE STAR SR. LIVING NEW	P	2020-01-02	2020-01-02
INVRSCO TR II GLOBAL WATER	P	2011-08-02	2019-09-27
MFS SER TR V INTL NEW DISCOVERY FD	P	2008-12-17	2019-10-03
PT TELEKOMUNAKASI INDONESIA	P	2012-02-17	2019-10-03
TCW FDS EMERGING MKT INCOME	P	2017-11-10	2019-10-10
WATERS CORP	P	2003-09-17	2019-10-03
ANGLO AMERICAN PLC ADR	P	2006-10-27	2019-10-07
DENTSPLY SIRONA INC	P	2006-04-24	2019-09-27

Form 990PF Part IV - Capital Gains and Losses for Tax on Investment Income - Columns e - h

(e) Gross sales price	(f) Depreciation allowed (or allowable)	(g) Cost or other basis plus expense of sale	(h) Gain or (loss) (e) plus (f) minus (g)
2,759		2,280	479
5,434		38,214	-32,780
4			4
207,896		134,933	72,963
7,158		3,202	3,956
59,739		31,992	27,747
45,595		46,420	-825
111,998		14,944	97,054
10,201		21,382	-11,181
96,736		42,183	54,553

Form 990PF Part IV - Capital Gains and Losses for Tax on Investment Income - Columns i - l

Complete only for assets showing gain in column (h) and owned by the foundation on 12/31/69			(l) Gains (Col. (h) gain minus col. (k), but not less than -0-) or Losses (from col.(h))
(i) F.M.V. as of 12/31/69	(j) Adjusted basis as of 12/31/69	(k) Excess of col. (i) over col. (j), if any	
			479
			-32,780
			4
			72,963
			3,956
			27,747
			-825
			97,054
			-11,181
			54,553

Form 990PF Part IV - Capital Gains and Losses for Tax on Investment Income - Columns a - d

List and describe the kind(s) of property sold (e.g., real estate, (a) 2-story brick warehouse; or common stock, 200 shs. MLC Co.)	(b) How acquired P—Purchase D—Donation	(c) Date acquired (mo., day, yr.)	(d) Date sold (mo., day, yr.)
FRANKLIN MUTUAL EUROPEAN FD	P	2013-12-23	2019-10-03
INVESCO TR II S&P SMALL CAP LOW VOL	P	2017-08-18	2019-09-27
MFS SER TR V INTL NEW DISCOVERY FD	P	2018-12-12	2019-10-03
QUANEX BUILDING PRODUCTS CORP	P	2002-06-04	2019-10-11
TEEKAY TANKERS LTD NEW	P	2010-09-15	2019-11-25
WEATHERFORD INTL PLC NEW	P	2009-02-23	2019-12-31
AVANGRID INC	P	2018-01-19	2019-10-02
DXC TECHNOLOGY CO	P	2011-02-23	2019-09-27
FRANKLIN MUTUAL QUEST FD	P	2007-07-17	2019-10-03
INVESCO TR WATER RES	P	2009-06-11	2019-06-27

Form 990PF Part IV - Capital Gains and Losses for Tax on Investment Income - Columns e - h

(e) Gross sales price	(f) Depreciation allowed (or allowable)	(g) Cost or other basis plus expense of sale	(h) Gain or (loss) (e) plus (f) minus (g)
9,825		10,281	-456
63,595		55,276	8,319
479		434	45
28,514		23,415	5,099
10		53	-43
1		569	-568
51,629		48,080	3,549
2,546		5,676	-3,130
72,327		94,171	-21,844
175,246		77,937	97,309

Form 990PF Part IV - Capital Gains and Losses for Tax on Investment Income - Columns i - l

Complete only for assets showing gain in column (h) and owned by the foundation on 12/31/69			(l) Gains (Col. (h) gain minus col. (k), but not less than -0-) or Losses (from col.(h))
(i) F.M.V. as of 12/31/69	(j) Adjusted basis as of 12/31/69	(k) Excess of col. (i) over col. (j), if any	
			-456
			8,319
			45
			5,099
			-43
			-568
			3,549
			-3,130
			-21,844
			97,309

Form 990PF Part IV - Capital Gains and Losses for Tax on Investment Income - Columns a - d

List and describe the kind(s) of property sold (e.g., real estate, (a) 2-story brick warehouse; or common stock, 200 shs. MLC Co.)	(b) How acquired P—Purchase D—Donation	(c) Date acquired (mo., day, yr.)	(d) Date sold (mo., day, yr.)
MICRO FOCUS INTL PLC ADR	P	2011-02-23	2019-04-30
RAYTHEON COMPANY NEW	P	2010-08-11	2019-10-04
TELECOM ITALIA SPA ADR	P	2005-06-13	2019-10-10
WELLTOWER INC	P	2018-01-03	2019-10-03
AVERY DENNISON CORP	P	2008-05-21	2019-10-04
EAG;LE CAPITAL GROWTH FD	P	2007-02-02	2019-10-04
GENERAL MILLS INC	P	2009-03-18	2019-10-07
ISTAR FINL INC	P	2006-08-16	2019-10-08
MICRO FOCUS INTL PLC ADR	P	2019-04-30	2019-05-20
RED HAT INC.	P	2000-09-01	2019-07-10

Form 990PF Part IV - Capital Gains and Losses for Tax on Investment Income - Columns e - h

(e) Gross sales price	(f) Depreciation allowed (or allowable)	(g) Cost or other basis plus expense of sale	(h) Gain or (loss) (e) plus (f) minus (g)
624		4,020	-3,396
96,499		23,114	73,385
20,335		111,877	-91,542
91,195		64,130	27,065
111,548		50,761	60,787
8,050		9,623	-1,573
54,499		24,845	29,654
26,152		83,600	-57,448
6			6
475,000		63,906	411,094

Form 990PF Part IV - Capital Gains and Losses for Tax on Investment Income - Columns i - l

Complete only for assets showing gain in column (h) and owned by the foundation on 12/31/69			(l) Gains (Col. (h) gain minus col. (k), but not less than -0-) or Losses (from col.(h))
(i) F.M.V. as of 12/31/69	(j) Adjusted basis as of 12/31/69	(k) Excess of col. (i) over col. (j), if any	
			-3,396
			73,385
			-91,542
			27,065
			60,787
			-1,573
			29,654
			-57,448
			6
			411,094

Form 990PF Part IV - Capital Gains and Losses for Tax on Investment Income - Columns a - d

List and describe the kind(s) of property sold (e.g., real estate, (a) 2-story brick warehouse; or common stock, 200 shs. MLC Co.)	(b) How acquired P—Purchase D—Donation	(c) Date acquired (mo., day, yr.)	(d) Date sold (mo., day, yr.)
TELIA AB ADR	P	2015-03-05	2019-10-15
WESTERN ASSET HIGH INCOME OPPTY FD	P	1993-03-18	2019-10-15
BLACKROCK DEBT STRATEGIES FUND	P	2007-04-30	2019-09-27
EDF UNSPONS ADR	P	2016-05-11	2019-10-01
GUGGENHEIM ENHANCED EQUITY INCOME FD	P	2006-05-12	2019-10-08
JACOBS ENGINEERING GROUP	P	2008-12-24	2019-10-08
MIRANT CORP NEW 5.75% 7/15/07	P	2002-12-26	2019-04-01
ROPER TECHNOLOGIES INC	P	2007-07-30	2019-10-04
TEMPLETON GLOBAL INCOME FD	P	2004-03-05	2019-10-11
WILLIAMS COMPANIES INC	P	2003-08-01	2019-10-03

Form 990PF Part IV - Capital Gains and Losses for Tax on Investment Income - Columns e - h

(e) Gross sales price	(f) Depreciation allowed (or allowable)	(g) Cost or other basis plus expense of sale	(h) Gain or (loss) (e) plus (f) minus (g)
18,000		25,100	-7,100
79,789		105,728	-25,939
18,906		25,562	-6,656
11,012		12,816	-1,804
76,492		158,615	-82,123
88,718		44,620	44,098
3		5,897	-5,894
86,226		15,194	71,032
67,605		96,103	-28,498
117,248		44,390	72,858

Form 990PF Part IV - Capital Gains and Losses for Tax on Investment Income - Columns i - l

Complete only for assets showing gain in column (h) and owned by the foundation on 12/31/69			(l) Gains (Col. (h) gain minus col. (k), but not less than -0-) or Losses (from col.(h))
(i) F.M.V. as of 12/31/69	(j) Adjusted basis as of 12/31/69	(k) Excess of col. (i) over col. (j), if any	
			-7,100
			-25,939
			-6,656
			-1,804
			-82,123
			44,098
			-5,894
			71,032
			-28,498
			72,858

Form 990PF Part IV - Capital Gains and Losses for Tax on Investment Income - Columns a - d

List and describe the kind(s) of property sold (e.g., real estate, (a) 2-story brick warehouse; or common stock, 200 shs. MLC Co.)	(b) How acquired P—Purchase D—Donation	(c) Date acquired (mo., day, yr.)	(d) Date sold (mo., day, yr.)
BLACKROCK ENHANCED CAPITAL & INCOME	P	2016-07-14	2019-09-25
EMCOR GROUP INC NEW	P	2003-07-02	2019-10-01
HARTFORD MUT SMALL COMPANY FD	P	2014-12-15	2019-10-08
JAMES SMALL CAP FD	P	2013-12-26	2019-04-18
MORGAN STANLEY EMERGING MKTS	P	2009-01-02	2019-04-18
ROSENBLATT MORTGAGE 3.875%	P	1996-05-03	2019-02-11
TEMPLETON GLOBAL INVT EMERG MKTS SMA	P	2017-08-18	2019-10-03
WOODWARD INC	P	1999-01-26	2019-10-03
BLACKSTONE GROUP INC	P	2015-08-26	2019-09-26
ENLINK MIDSTREAM LLC	P	2018-11-13	2020-01-30

Form 990PF Part IV - Capital Gains and Losses for Tax on Investment Income - Columns e - h

(e) Gross sales price	(f) Depreciation allowed (or allowable)	(g) Cost or other basis plus expense of sale	(h) Gain or (loss) (e) plus (f) minus (g)
81,604		70,916	10,688
86,148		12,457	73,691
11,083		14,786	-3,703
4,281		5,799	-1,518
43,980		22,974	21,006
26,790		26,790	
30,266		33,744	-3,478
263,519		10,231	253,288
171,825		97,940	73,885
25,550		55,433	-29,883

Form 990PF Part IV - Capital Gains and Losses for Tax on Investment Income - Columns i - l

Complete only for assets showing gain in column (h) and owned by the foundation on 12/31/69			(l) Gains (Col. (h) gain minus col. (k), but not less than -0-) or Losses (from col.(h))
(i) F.M.V. as of 12/31/69	(j) Adjusted basis as of 12/31/69	(k) Excess of col. (i) over col. (j), if any	
			10,688
			73,691
			-3,703
			-1,518
			21,006
			-3,478
			253,288
			73,885
			-29,883

Form 990PF Part IV - Capital Gains and Losses for Tax on Investment Income - Columns a - d

List and describe the kind(s) of property sold (e.g., real estate, (a) 2-story brick warehouse; or common stock, 200 shs. MLC Co.)	(b) How acquired P—Purchase D—Donation	(c) Date acquired (mo., day, yr.)	(d) Date sold (mo., day, yr.)
HARTFORD MUT SMALL COMPANY FD	P	2018-12-18	2019-10-08
JAMES SMALL CAP FD	P	2018-12-11	2019-04-18
MORGAN STANLEY EMERGING MKTS DEBT	P	2003-10-23	2019-09-27
SCHWAB US DIVIDEND ETF EQUITY	P	2017-08-02	2019-10-03
TEMPLETON GLOBAL INVNT EMERG MKTS SMA	P	2018-12-24	2019-10-03
BUCKEYE PARTNERS LP	P	2017-11-29	2019-11-01
EXPONENT INC	P	2001-07-18	2019-10-04
HCP INC	P	2014-01-29	2019-10-07
JANUS INVNT FD HENDERSON GLOBAL EQTY	P	2017-11-13	2019-04-18
MORGAN STANLEY INDIA INVNT FD	P	2017-08-07	2019-09-26

Form 990PF Part IV - Capital Gains and Losses for Tax on Investment Income - Columns e - h

(e) Gross sales price	(f) Depreciation allowed (or allowable)	(g) Cost or other basis plus expense of sale	(h) Gain or (loss) (e) plus (f) minus (g)
1,985		1,884	101
406		383	23
43,098		43,102	-4
39,787		34,365	5,422
878		855	23
83,000		74,831	8,169
279,594		5,620	273,974
91,098		89,175	1,923
34,700		39,000	-4,300
66,709		123,314	-56,605

Form 990PF Part IV - Capital Gains and Losses for Tax on Investment Income - Columns i - l

Complete only for assets showing gain in column (h) and owned by the foundation on 12/31/69			(l) Gains (Col. (h) gain minus col. (k), but not less than -0-) or Losses (from col.(h))
(i) F.M.V. as of 12/31/69	(j) Adjusted basis as of 12/31/69	(k) Excess of col. (i) over col. (j), if any	
			101
			23
			-4
			5,422
			23
			8,169
			273,974
			1,923
			-4,300
			-56,605

Form 990PF Part IV - Capital Gains and Losses for Tax on Investment Income - Columns a - d

List and describe the kind(s) of property sold (e.g., real estate, (a) 2-story brick warehouse; or common stock, 200 shs. MLC Co.)	(b) How acquired P—Purchase D—Donation	(c) Date acquired (mo., day, yr.)	(d) Date sold (mo., day, yr.)
SEACOAST BKG CORP FLA	P	2000-05-02	2019-10-08
TOPBUILD CORP	P	2009-01-23	2019-10-03
BUNGE LTD CV PFD	P	2009-01-15	2019-10-04
FIDELITY ADVISOR DIVERSIFIED INTL FD	P	2008-12-12	2019-10-07
HEWLETT PACKARD ENTERPRISE INC	P	2011-02-23	2019-10-07
KEYCORP - NEW	P	2008-11-13	2019-10-15
NICE SYSTEMS LTD ADR	P	1997-11-07	2019-10-03
SEAGATE TECHNOLOGY PLC	P	2016-08-24	2019-10-10
TREDEGAR CORP	P	2014-02-26	2019-10-10
CABOT CORP	P	2014-08-06	2019-10-04

Form 990PF Part IV - Capital Gains and Losses for Tax on Investment Income - Columns e - h

(e) Gross sales price	(f) Depreciation allowed (or allowable)	(g) Cost or other basis plus expense of sale	(h) Gain or (loss) (e) plus (f) minus (g)
34,089		55,781	-21,692
94,463		26,937	67,526
50,844		30,250	20,594
11,310		7,921	3,389
14,580		13,482	1,098
88,157		54,921	33,236
362,742		56,370	306,372
52,849		31,870	20,979
37,919		48,100	-10,181
30,407		36,764	-6,357

Form 990PF Part IV - Capital Gains and Losses for Tax on Investment Income - Columns i - l

Complete only for assets showing gain in column (h) and owned by the foundation on 12/31/69			(l) Gains (Col. (h) gain minus col. (k), but not less than -0-) or Losses (from col.(h))
(i) F.M.V. as of 12/31/69	(j) Adjusted basis as of 12/31/69	(k) Excess of col. (i) over col. (j), if any	
			-21,692
			67,526
			20,594
			3,389
			1,098
			33,236
			306,372
			20,979
			-10,181
			-6,357

Form 990PF Part IV - Capital Gains and Losses for Tax on Investment Income - Columns a - d

List and describe the kind(s) of property sold (e.g., real estate, (a) 2-story brick warehouse; or common stock, 200 shs. MLC Co.)	(b) How acquired P—Purchase D—Donation	(c) Date acquired (mo., day, yr.)	(d) Date sold (mo., day, yr.)
FIDELITY ADVISOR INTL DISCOVERY FD	P	2009-06-09	2019-10-07
HORIZON TECH. FINANCE CORP	P	2015-07-20	2019-07-01
KINDER MORGAN INC	P	2014-12-03	2019-10-08
NUCOR CORPORATION	P	2008-12-12	2019-10-08
SGS SOC GEN SURVEILLANCE	P	2015-02-11	2019-10-04
UNITED TECHNOLOGIES CORP 8.875%	P	1999-09-21	2019-11-15

Form 990PF Part IV - Capital Gains and Losses for Tax on Investment Income - Columns e - h

(e) Gross sales price	(f) Depreciation allowed (or allowable)	(g) Cost or other basis plus expense of sale	(h) Gain or (loss) (e) plus (f) minus (g)
69,313		45,497	23,816
29,627		30,200	-573
154,035		318,781	-164,746
73,215		66,472	6,743
47,719		39,790	7,929
8,000		9,389	-1,389

Form 990PF Part IV - Capital Gains and Losses for Tax on Investment Income - Columns i - l

Complete only for assets showing gain in column (h) and owned by the foundation on 12/31/69			(l) Gains (Col. (h) gain minus col. (k), but not less than -0-) or Losses (from col.(h))
(i) F.M.V. as of 12/31/69	(j) Adjusted basis as of 12/31/69	(k) Excess of col. (i) over col. (j), if any	
			23,816
			-573
			-164,746
			6,743
			7,929
			-1,389

Form 990PF Part XV Line 3 - Grants and Contributions Paid During the Year or Approved for Future Payment

Recipient	If recipient is an individual, show any relationship to any foundation manager or substantial contributor	Foundation status of recipient	Purpose of grant or contribution	Amount
Name and address (home or business)				
a <i>Paid during the year</i>				
AFTD290 KING OF PRUSSIA RD RADNOR, PA 19087			GENERAL	15,000
AMERICAN JEWISH WORLD SERVICE 45 WEST 36TH STREET NEW YORK, NY 10018			GENERAL	500
AMERICANS UNITED 1310 L STREET NW SUITE 200 WASHINGTON, DC 20005			GENERAL	2,500
Total ▶ 3a				1,701,750

Form 990PF Part XV Line 3 - Grants and Contributions Paid During the Year or Approved for Future Payment

Recipient	If recipient is an individual, show any relationship to any foundation manager or substantial contributor	Foundation status of recipient	Purpose of grant or contribution	Amount
Name and address (home or business)				
a <i>Paid during the year</i>				
CITY HARVEST 6 EAST 32ND STREET 5TH FLOOR NEW YORK, NY 10016			GENERAL	50,000
CITYMEALS ON WHEELS 355 LEXINGTON AVENUE NEW YORK, NY 10017			GENERAL	60,000
COLUMBIA UNIVERSITY 116TH STREET BROADWAY NEW YORK, NY 10027			WTERT COUNCIL	10,000
Total ▶ 3a				1,701,750

Form 990PF Part XV Line 3 - Grants and Contributions Paid During the Year or Approved for Future Payment

Recipient	If recipient is an individual, show any relationship to any foundation manager or substantial contributor	Foundation status of recipient	Purpose of grant or contribution	Amount
Name and address (home or business)				
a <i>Paid during the year</i>				
DOROT171 WEST 85TH STREET NEW YORK, NY 10024			GENERAL	10,000
FOOD BANK FOR NYC39 BROADWAY 10TH FLOOR NEW YORK, NY 10006			GENERAL	35,000
FRESH AIR FUND633 3RD AVENUE 314 NEW YORK, NY 10017			GENERAL	1,250
Total ▶ 3a				1,701,750

Form 990PF Part XV Line 3 - Grants and Contributions Paid During the Year or Approved for Future Payment

Recipient	If recipient is an individual, show any relationship to any foundation manager or substantial contributor	Foundation status of recipient	Purpose of grant or contribution	Amount
Name and address (home or business)				
a <i>Paid during the year</i>				
INTERNATIONAL RESCUE COMM PO BOX 6068 ALBERT LEA, MN 56007			GENERAL	3,500
ISAACS STANLEY NEIGHBORH 415 EAST 93RD STREET NEW YORK, NY 10128			GENERAL	5,000
JASA247 WEST 37TH STREET 9TH FLOOR NEW YORK, NY 10018			GENERAL	1,000
Total ▶ 3a				1,701,750

Form 990PF Part XV Line 3 - Grants and Contributions Paid During the Year or Approved for Future Payment

Recipient	If recipient is an individual, show any relationship to any foundation manager or substantial contributor	Foundation status of recipient	Purpose of grant or contribution	Amount
Name and address (home or business)				
a <i>Paid during the year</i>				
LEGAL AID SOCIETY 199 WATER STREET NEW YORK, NY 10128			GENERAL	5,000
NARAL PRO CHOICE AMERICA FDN 1156 15TH STREET NW SUITE 700 WASHINGTON, DC 20005			GENERAL	50,000
NATL INSTITUTE FOR REPRODUCTIVE HEA 14 WALL STREET SUITE 3B NEW YORK, NY 10005			GENERAL	25,000
Total ▶ 3a				1,701,750

Form 990PF Part XV Line 3 - Grants and Contributions Paid During the Year or Approved for Future Payment

Recipient	If recipient is an individual, show any relationship to any foundation manager or substantial contributor	Foundation status of recipient	Purpose of grant or contribution	Amount
Name and address (home or business)				
a <i>Paid during the year</i>				
NEIGHBORHOOD COALITION FOR SHELTER 50 BROADWAY SUITE 1301 NEW YORK, NY 10004			GENERAL	2,500
NEIGHBORHOOD PRESERVATION 130 EAST 59TH STREET NEW YORK, NY 10022			GENERAL	95,000
NEW SCHOOL UNIVERSITY 66 WEST 12TH STREET NEW YORK, NY 10011			GENERAL	10,000
Total ▶ 3a				1,701,750

Form 990PF Part XV Line 3 - Grants and Contributions Paid During the Year or Approved for Future Payment

Recipient	If recipient is an individual, show any relationship to any foundation manager or substantial contributor	Foundation status of recipient	Purpose of grant or contribution	Amount
Name and address (home or business)				
a <i>Paid during the year</i>				
NEW YORK ARTISTS EQUITY ASSN 32 UNION SQUARE EAST SUITE 410 NEW YORK, NY 10003			GENERAL	25,000
NEW YORK PUBLIC LIBRARY 476 FIFTH AVENUE NEW YORK, NY 10018			GENERAL	10,000
PARTNERSHIP FOR THE HOMEL 305 SEVENTH AVENUE 14TH FLOOR NEW YORK, NY 10001			GENERAL	10,000
Total ▶ 3a				1,701,750

Form 990PF Part XV Line 3 - Grants and Contributions Paid During the Year or Approved for Future Payment

Recipient	If recipient is an individual, show any relationship to any foundation manager or substantial contributor	Foundation status of recipient	Purpose of grant or contribution	Amount
Name and address (home or business)				
a <i>Paid during the year</i>				
PEOPLE FOR THE AMERICAN W 1101 15TH STREET NW SUITE 600 WASHINGTON, DC 20005			GENERAL	12,500
PLANNED PARENTHOOD OF NYC 26 BLEEKER STREET NEW YORK, NY 10012			GENERAL	35,000
RAOUL WALLENBERG COMMITTEE OF THE U 37 WEST 26TH STREET SUITE 403 NEW YORK, NY 10010			GENERAL	20,000
Total ▶ 3a				1,701,750

Form 990PF Part XV Line 3 - Grants and Contributions Paid During the Year or Approved for Future Payment

Recipient	If recipient is an individual, show any relationship to any foundation manager or substantial contributor	Foundation status of recipient	Purpose of grant or contribution	Amount
Name and address (home or business)				
a <i>Paid during the year</i>				
REL COALITION FOR REPROD 1413 K STREET NW 14TH FLOOR WASHINGTON, DC 20005			GENERAL	30,000
REPRODUCTIVE HEALTH ACCES PO BOX 21191 NEW YORK, NY 10025			GENERAL	10,000
SHE SHOULD RUN FOUNDATION 718 7TH STREET NW 2ND FLOOR WASHINGTON, DC 20001			GENERAL	50,000
Total ▶ 3a				1,701,750

Form 990PF Part XV Line 3 - Grants and Contributions Paid During the Year or Approved for Future Payment

Recipient	If recipient is an individual, show any relationship to any foundation manager or substantial contributor	Foundation status of recipient	Purpose of grant or contribution	Amount
Name and address (home or business)				
a <i>Paid during the year</i>				
UJA - FEDERATION 130 EAST 59TH STREET NEW YORK, NY 10022			GENERAL	915,000
UNITED HOSPITAL FUND 1411 BROADWAY NEW YORK, NY 10018			GENERAL	3,000
YOUNG PEOPLES CHORUS OF N 37 WEST 65TH STREET 2ND FLOOR NEW YORK, NY 10023			GENERAL	200,000
Total ▶ 3a				1,701,750

Note: To capture the full content of this document, please select landscape mode (11" x 8.5") when printing.

TY 2019 Depreciation Schedule

Name: THE GREEN FUND INC

EIN: 13-6160950

Depreciation Schedule

Description of Property	Date Acquired	Cost or Other Basis	Prior Years' Depreciation	Computation Method	Rate / Life (# of years)	Current Year's Depreciation Expense	Net Investment Income	Adjusted Net Income	Cost of Goods Sold Not Included
COMPUTERS	2010-05-10	16,958	16,958	200DB	5.0000				
COMPUTERS	2011-12-29	5,000	5,000	200DB	5.0000				

TY 2019 Investments Corporate Bonds Schedule**Name:** THE GREEN FUND INC**EIN:** 13-6160950**Investments Corporate Bonds Schedule**

Name of Bond	End of Year Book Value	End of Year Fair Market Value
CORPORATE BONDS	798,005	774,398

TY 2019 Investments Corporate Stock Schedule**Name:** THE GREEN FUND INC**EIN:** 13-6160950

Investments Corporation Stock Schedule

Name of Stock	End of Year Book Value	End of Year Fair Market Value
CORPORATE STOCKS	18,658,873	21,876,561
.98		

TY 2019 Investments - Other Schedule**Name:** THE GREEN FUND INC**EIN:** 13-6160950**Investments Other Schedule 2**

Category/ Item	Listed at Cost or FMV	Book Value	End of Year Fair Market Value
OTHER INVESTMENTS			

**TY 2019 Land, Etc.
Schedule****Name:** THE GREEN FUND INC**EIN:** 13-6160950

Category / Item	Cost / Other Basis	Accumulated Depreciation	Book Value	End of Year Fair Market Value
	31,434	31,434		

TY 2019 Other Assets Schedule**Name:** THE GREEN FUND INC**EIN:** 13-6160950**Other Assets Schedule**

Description	Beginning of Year - Book Value	End of Year - Book Value	End of Year - Fair Market Value
SECURITY DEPOSIT	16,781	16,761	16,761

TY 2019 Other Decreases Schedule**Name:** THE GREEN FUND INC**EIN:** 13-6160950

Description	Amount
PARTNERSHIP & ROYALTY INCOME NOT BOOKED	43,136

TY 2019 Other Expenses Schedule**Name:** THE GREEN FUND INC**EIN:** 13-6160950**Other Expenses Schedule**

Description	Revenue and Expenses per Books	Net Investment Income	Adjusted Net Income	Disbursements for Charitable Purposes
PACIFIC COAST OIL TRUST				
ADMIN COSTS	264			
EXPENSES				
COMPUTER EXPENSES	473			473
TELEPHONE	5,116			5,116
OFFICE EXPENSE	12,903			12,903
RENTAL EXPENSE	3,666			3,666
INSURANCE	27,630	12,778		14,852
CUSTODY FEES	198,203	198,203		

TY 2019 Other Income Schedule**Name:** THE GREEN FUND INC**EIN:** 13-6160950**Other Income Schedule**

Description	Revenue And Expenses Per Books	Net Investment Income	Adjusted Net Income
PACIFIC COAST OIL TRUST	1,266		
DANCO INVESTORS	64,471		
BLACKSTONE GROUP LP	85		
BUCKEYE PARTENRS LP	-5,538		
COMPASS DIVERSIFIED HOLDINGS	5,306		
NOVOBIOTIC PHARMACEUTICALS	-12,887		

TY 2019 Other Liabilities Schedule**Name:** THE GREEN FUND INC**EIN:** 13-6160950

Description	Beginning of Year - Book Value	End of Year - Book Value
NET CASH RECEIVED OVER COST OF		
OTHER INVESTMENTS	279,312	345,127

TY 2019 Other Professional Fees Schedule**Name:** THE GREEN FUND INC**EIN:** 13-6160950

Category	Amount	Net Investment Income	Adjusted Net Income	Disbursements for Charitable Purposes
BASE 105	129	65		64

TY 2019 Taxes Schedule**Name:** THE GREEN FUND INC**EIN:** 13-6160950

Category	Amount	Net Investment Income	Adjusted Net Income	Disbursements for Charitable Purposes
NYS CORPORATION TAX	250			250
NYS DEPT OF LAW	750			750
FEDERAL INCOME TAXES	2,570			