

EXTENDED TO NOVEMBER 16, 2020

## Return of Private Foundation

or Section 4947(a)(1) Trust Treated as Private Foundation

- Do not enter social security numbers on this form as it may be made public.  
Go to [www.irs.gov/Form990PF](http://www.irs.gov/Form990PF) for instructions and the latest information.

OMB No 1545-0047

2019

Open to Public Inspection

Form 990-PF

Department of the Treasury  
Internal Revenue Service

For calendar year 2019 or tax year beginning

, and ending

|   |  |  |
|---|--|--|
| Name of foundation<br><b>THE WILLIAM G. IRWIN CHARITY FOUNDATION</b>  |  | A Employer identification number<br><b>94-6069873</b>  |
| Number and street (or P.O. box number if mail is not delivered to street address)<br><b>1660 BUSH STREET</b>  | Room/suite<br><b>300</b>   | B Telephone number<br><b>(415) 561-6540</b>  |
| City or town, state or province, country, and ZIP or foreign postal code<br><b>SAN FRANCISCO, CA 94109</b>  |  | C If exemption application is pending, check here <input type="checkbox"/> <b>6</b>  |
| G Check all that apply:<br><input type="checkbox"/> Initial return<br><input type="checkbox"/> Final return<br><input type="checkbox"/> Address change<br><input type="checkbox"/> Initial return of a former public charity<br><input type="checkbox"/> Amended return<br><input type="checkbox"/> Name change |  | D 1. Foreign organizations, check here <input type="checkbox"/><br>2. Foreign organizations meeting the 85% test, check here and attach computation <input type="checkbox"/> |
| H Check type of organization: <input checked="" type="checkbox"/> Section 501(c)(3) exempt private foundation<br><input type="checkbox"/> Section 4947(a)(1) nonexempt charitable trust <input type="checkbox"/> Other taxable private foundation   |  | E If private foundation status was terminated under section 507(b)(1)(A), check here <input type="checkbox"/>  |
| I Fair market value of all assets at end of year (from Part II, col. (c), line 16)<br><b>\$ 112,284,293.</b>  | J Accounting method: <input checked="" type="checkbox"/> Cash <input type="checkbox"/> Accrual<br><input type="checkbox"/> Other (specify) _____<br>(Part I, column (d), must be on cash basis.) | F If the foundation is in a 60-month termination under section 507(b)(1)(B), check here <input type="checkbox"/>   |

| Part I Analysis of Revenue and Expenses<br>(The total of amounts in columns (b), (c), and (d) may not necessarily equal the amounts in column (a)) |  | (a) Revenue and expenses per books | (b) Net investment income | (c) Adjusted net income | (d) Disbursements for charitable purposes (cash basis only) |
|--|--|------------------------------------|---------------------------|-------------------------|---|
| 1 Contributions, gifts, grants, etc., received   |  |                                    |                           | N/A                     |   |
| 2 Check <input checked="" type="checkbox"/> if the foundation is not required to attach Sch. B   |  |                                    |                           |                         |   |
| 3 Interest on savings and temporary cash investments   |  | 3,000.                             | 3,000.                    |                         | STATEMENT 1   |
| 4 Dividends and interest from securities   |  | 3,124,674.                         | 3,124,674.                |                         | STATEMENT 2   |
| 5a Gross rents   |  |                                    |                           |                         |   |
| b Net rental income or (loss)  |  |                                    |                           |                         |   |
| 6a Net gain or (loss) from sale of assets not on line 10   |  | 5,414,058.                         |                           |                         |   |
| b Gross sales price for all assets on line 6a  |  | 21,945,073.                        |                           |                         |   |
| 7 Capital gain net income (from Part IV, line 2)   |  |                                    | 5,414,058.                |                         |   |
| 8 Net short-term capital gain  |  |                                    |                           |                         |   |
| 9 Income modifications   |  |                                    |                           |                         |   |
| 10a Gross sales price for all assets on line 6a  |  |                                    |                           |                         |   |
| b Less cost of goods sold  |  |                                    |                           |                         |   |
| c Gross profit or (loss)   |  |                                    |                           |                         |   |
| 11 Other income  |  |                                    |                           |                         |   |
| 12 Total. Add lines 1 through 11   |  | 8,541,732.                         | 8,541,732.                |                         |   |
| 13 Compensation of officers, directors, trustees, etc  |  | 0.                                 | 0.                        |                         | 0.  |
| 14 Other employee salaries and wages   |  | 230,000.                           | 230,000.                  |                         | 0.  |
| 15 Pension plans, employee benefits  |  |                                    |                           |                         |   |
| 16a Legal fees STMT 3  |  | 12,133.                            | 4,853.                    |                         | 7,280.  |
| b Accounting fees STMT 4   |  | 38,150.                            | 15,260.                   |                         | 22,890.   |
| c Other professional fees STMT 5   |  | 548,815.                           | 378,147.                  |                         | 170,668.  |
| 17 Interest  |  |                                    |                           |                         |   |
| 18 Taxes STMT 6  |  | 236,329.                           | 81,329.                   |                         | 0.  |
| 19 Depreciation and depletion  |  |                                    |                           |                         |   |
| 20 Occupancy   |  | 74,636.                            | 74,636.                   |                         | 0.  |
| 21 Travel, conferences, and meetings   |  |                                    |                           |                         |   |
| 22 Printing and publications   |  |                                    |                           |                         |   |
| 23 Other expenses STMT 7   |  | 27,857.                            | 15,638.                   |                         | 12,219.   |
| 24 Total operating and administrative expenses. Add lines 13 through 23  |  | 1,167,920.                         | 799,863.                  |                         | 213,057.  |
| 25 Contributions, gifts, grants paid   |  | 7,876,947.                         |                           |                         | 7,876,947.  |
| 26 Total expenses and disbursements. Add lines 24 and 25   |  | 9,044,867.                         | 799,863.                  |                         | 8,090,004.  |
| 27 Subtract line 26 from line 12:  |  |                                    |                           |                         |   |
| a Excess of revenue over expenses and disbursements  |  | -503,135.                          |                           |                         |   |
| b Net investment income (if negative, enter -0-)   |  |                                    | 7,741,869.                |                         |   |
| c Adjusted net income (if negative, enter -0-)   |  |                                    |                           | N/A                     |   |

| Part II Balance Sheets   |   | Beginning of year                   |                | End of year           |  |
|--|---|-------------------------------------|----------------|-----------------------|--|
|  |   | (a) Book Value                      | (b) Book Value | (c) Fair Market Value |  |
| Assets   | 1 Cash - non-interest-bearing   | 17,643.                             | 92,517.        | 92,517.               |  |
|  | 2 Savings and temporary cash investments  | 2,844,714.                          | 1,946,188.     | 1,946,188.            |  |
|  | 3 Accounts receivable   |                                     |                |                       |  |
|  | Less: allowance for doubtful accounts   |                                     |                |                       |  |
|  | 4 Pledges receivable  |                                     |                |                       |  |
|  | Less: allowance for doubtful accounts   |                                     |                |                       |  |
|  | 5 Grants receivable   |                                     |                |                       |  |
|  | 6 Receivables due from officers, directors, trustees, and other disqualified persons      |                                     |                |                       |  |
|  | 7 Other notes and loans receivable  |                                     |                |                       |  |
|  | Less: allowance for doubtful accounts   |                                     |                |                       |  |
|  | 8 Inventories for sale or use   |                                     |                |                       |  |
|  | 9 Prepaid expenses and deferred charges   |                                     |                |                       |  |
|  | 10a Investments - U.S. and state government obligations                                   | STMT 8 19,656,853.                  | 30,142,600.    | 30,036,727.           |  |
|  | b Investments - corporate stock   | STMT 9 41,496,399.                  | 35,616,168.    | 63,377,456.           |  |
|  | c Investments - corporate bonds   | STMT 10 22,472,694.                 | 18,196,684.    | 16,811,671.           |  |
|  | 11 Investments - land, buildings, and equipment, basis                                    | 13,978.                             |                |                       |  |
| Less: accumulated depreciation   |   |                                     |                |                       |  |
| 12 Investments - mortgage loans  | 13,978.   | 13,978.                             | 13,978.        |                       |  |
| 13 Investments - other   |   |                                     |                |                       |  |
| 14 Land, buildings, and equipment, basis   |   |                                     |                |                       |  |
| Less: accumulated depreciation   |   |                                     |                |                       |  |
| 15 Other assets (describe) PURCHASED INTEREST  | 1,814.  | 5,756.                              | 5,756.         |                       |  |
| 16 Total assets (to be completed by all filers - see the instructions. Also, see page 1, item I) | 86,504,095.   | 86,013,891.                         | 112,284,293.   |                       |  |
| Liabilities  | 17 Accounts payable and accrued expenses  |                                     |                |                       |  |
|  | 18 Grants payable   |                                     |                |                       |  |
|  | 19 Deferred revenue   |                                     |                |                       |  |
|  | 20 Loans from officers, directors, trustees, and other disqualified persons               |                                     |                |                       |  |
|  | 21 Mortgages and other notes payable  |                                     |                |                       |  |
|  | 22 Other liabilities (describe) SUBTENANT DEPOSIT   | 0.                                  | 12,931.        |                       |  |
| 23 Total liabilities (add lines 17 through 22)   | 0.  | 12,931.                             |                |                       |  |
| Net Assets or Fund Balances  | Foundations that follow FASB ASC 958, check here and complete lines 24, 25, 29, and 30.   | <input checked="" type="checkbox"/> |                |                       |  |
|  | 24 Net assets without donor restrictions  | 86,504,095.                         | 86,000,960.    |                       |  |
|  | 25 Net assets with donor restrictions   |                                     |                |                       |  |
|  | Foundations that do not follow FASB ASC 958, check here and complete lines 26 through 30. | <input type="checkbox"/>            |                |                       |  |
|  | 26 Capital stock, trust principal, or current funds                                       |                                     |                |                       |  |
|  | 27 Paid-in or capital surplus, or land, bldg., and equipment fund                         |                                     |                |                       |  |
|  | 28 Retained earnings, accumulated income, endowment, or other funds                       |                                     |                |                       |  |
|  | 29 Total net assets or fund balances  | 86,504,095.                         | 86,000,960.    |                       |  |
|  | 30 Total liabilities and net assets/fund balances   | 86,504,095.                         | 86,013,891.    |                       |  |

## Part III Analysis of Changes in Net Assets or Fund Balances

|  |   |             |
|--|---|-------------|
| 1 Total net assets or fund balances at beginning of year - Part II, column (a), line 29 (must agree with end-of-year figure reported on prior year's return) | 1 | 86,504,095. |
| 2 Enter amount from Part I, line 27a   | 2 | -503,135.   |
| 3 Other increases not included in line 2 (itemize)   | 3 | 0.          |
| 4 Add lines 1, 2, and 3  | 4 | 86,000,960. |
| 5 Decreases not included in line 2 (itemize)   | 5 | 0.          |
| 6 Total net assets or fund balances at end of year (line 4 minus line 5) - Part II, column (b), line 29  | 6 | 86,000,960. |

Form 990-PF (2019)

**Part IV Capital Gains and Losses for Tax on Investment Income**

| (a) List and describe the kind(s) of property sold (for example, real estate, 2-story brick warehouse; or common stock, 200 shs. MLC Co.) |  | (b) How acquired<br>P - Purchase<br>D - Donation   | (c) Date acquired<br>(mo., day, yr.)  | (d) Date sold<br>(mo., day, yr.) |
|---|--|--|---|----------------------------------|
| <b>1a</b>   |  |  |   |                                  |
| <b>b SEE ATTACHED STATEMENTS</b>  |  |  |   |                                  |
| <b>c</b>  |  |  |   |                                  |
| <b>d</b>  |  |  |   |                                  |
| <b>e</b>  |  |  |   |                                  |
| (e) Gross sales price   | (f) Depreciation allowed<br>(or allowable) | (g) Cost or other basis<br>plus expense of sale  | (h) Gain or (loss)<br>((e) plus (f) minus (g))  |                                  |
| <b>a</b>  |  |  |   |                                  |
| <b>b</b>  |  |  |   |                                  |
| <b>c</b>  |  |  |   |                                  |
| <b>d</b>  |  |  |   |                                  |
| <b>e 21,945,073.</b>  |  | <b>16,531,015.</b>   | <b>5,414,058.</b>   |                                  |
| Complete only for assets showing gain in column (h) and owned by the foundation on 12/31/69.  |  |  |   |                                  |
| (i) FMV as of 12/31/69  | (j) Adjusted basis<br>as of 12/31/69       | (k) Excess of col. (i)<br>over col. (j), if any  | (l) Gains (Col. (h) gain minus<br>col. (k), but not less than -0-) or<br>Losses (from col. (h)) |                                  |
| <b>a</b>  |  |  |   |                                  |
| <b>b</b>  |  |  |   |                                  |
| <b>c</b>  |  |  |   |                                  |
| <b>d</b>  |  |  |   |                                  |
| <b>e</b>  |  |  | <b>5,414,058.</b>   |                                  |
| <b>2 Capital gain net income or (net capital loss)</b>  |  | <div style="display: flex; align-items: center;"> <div style="border-left: 1px solid black; padding-left: 5px;">           If gain, also enter in Part I, line 7<br/>           If (loss), enter -0- in Part I, line 7         </div> <div style="margin-left: 10px;"> <b>2</b> </div> </div>              |   | <b>5,414,058.</b>                |
| <b>3 Net short-term capital gain or (loss) as defined in sections 1222(5) and (6):</b>  |  | <div style="display: flex; align-items: center;"> <div style="border-left: 1px solid black; padding-left: 5px;">           If gain, also enter in Part I, line 8, column (c).<br/>           If (loss), enter -0- in Part I, line 8         </div> <div style="margin-left: 10px;"> <b>3</b> </div> </div> |   | <b>N/A</b>                       |

**Part V Qualification Under Section 4940(e) for Reduced Tax on Net Investment Income**

(For optional use by domestic private foundations subject to the section 4940(a) tax on net investment income.)

If section 4940(d)(2) applies, leave this part blank.

Was the foundation liable for the section 4942 tax on the distributable amount of any year in the base period?

☐ Yes ☒ No

If "Yes," the foundation doesn't qualify under section 4940(e). Do not complete this part.

**1** Enter the appropriate amount in each column for each year; see the instructions before making any entries.

| (a)<br>Base period years<br>Calendar year (or tax year beginning in)  | (b)<br>Adjusted qualifying distributions | (c)<br>Net value of noncharitable-use assets | (d)<br>Distribution ratio<br>(col. (b) divided by col. (c)) |
|---|--|--|---|
| 2018  | 5,624,680.                               | 111,222,968.                                 | .050571   |
| 2017  | 5,183,214.                               | 110,167,489.                                 | .047048   |
| 2016  | 5,083,940.                               | 102,924,708.                                 | .049395   |
| 2015  | 5,570,396.                               | 104,766,957.                                 | .053169   |
| 2014  | 4,759,056.                               | 108,636,427.                                 | .043807   |
| <b>2 Total of line 1, column (d)</b>  |  |  | <b>2 .243990</b>  |
| <b>3 Average distribution ratio for the 5-year base period - divide the total on line 2 by 5.0, or by the number of years the foundation has been in existence if less than 5 years</b> |  |  | <b>3 .048798</b>  |
| <b>4 Enter the net value of noncharitable-use assets for 2019 from Part X, line 5</b>   |  |  | <b>4 108,717,782.</b>                                       |
| <b>5 Multiply line 4 by line 3</b>  |  |  | <b>5 5,305,210.</b>   |
| <b>6 Enter 1% of net investment income (1% of Part I, line 27b)</b>   |  |  | <b>6 77,419.</b>  |
| <b>7 Add lines 5 and 6</b>  |  |  | <b>7 5,382,629.</b>   |
| <b>8 Enter qualifying distributions from Part XII, line 4</b>   |  |  | <b>8 8,090,004.</b>   |

If line 8 is equal to or greater than line 7, check the box in Part VI, line 1b, and complete that part using a 1% tax rate. See the Part VI instructions.

**Part IV** Capital Gains and Losses for Tax on Investment Income

| (a) List and describe the kind(s) of property sold, e.g., real estate,<br>2-story brick warehouse; or common stock, 200 shs. MLC Co. |  | (b) How acquired<br>P - Purchase<br>D - Donation | (c) Date acquired<br>(mo., day, yr.) | (d) Date sold<br>(mo., day, yr.) |
|--|--|--|--------------------------------------|----------------------------------|
| 1a   | 500000 MEDTRONIC INC 3.125% 3/15/22          | P  | 05/13/19                             | 07/09/19                         |
| b  | 500000 PERKINELMER INC                       | P  | 02/05/19                             | 10/13/19                         |
| c  | 1000 ALCON INC                               | P  | 08/24/18                             | 06/21/19                         |
| d  | 60000 AT&T INC                               | P  | 09/12/08                             | 06/21/19                         |
| e  | 7000 ABBOT LABORATORIES                      | P  | 03/18/11                             | 09/13/19                         |
| f  | 10000 AUTOMATIC DATA PROCESSING INC          | P  | 09/12/14                             | 09/13/19                         |
| g  | 25000 BCE INC                                | P  | 03/02/12                             | 06/21/19                         |
| h  | 5000 CHEVRON CORP                            | P  | 05/17/94                             | 06/21/19                         |
| i  | 500000 CONSTELLATION BRANDS 3.8785% 11/15/19 | P  | 10/18/17                             | 08/28/19                         |
| j  | .33 CORTEVA INC                              | P  | 09/09/11                             | 06/10/19                         |
| k  | 4273 CORTEVA INC                             | P  | 09/09/11                             | 06/21/19                         |
| l  | 500000 DAYTON OHIO 6.200% 12/01/24           | P  | 06/15/11                             | 06/01/19                         |
| m  | .33 DOW INC                                  | P  | 09/09/11                             | 04/25/19                         |
| n  | 4273 DOW INC                                 | P  | 09/09/11                             | 06/21/19                         |
| o  | .33 DUPONT DE NEMOURS INC                    | P  | 09/09/11                             | 06/19/19                         |

| (e) Gross sales price | (f) Depreciation allowed<br>(or allowable) | (g) Cost or other basis<br>plus expense of sale | (h) Gain or (loss)<br>(e) plus (f) minus (g) |
|-----------------------|--|---|--|
| a 515,285.            |  | 506,820.  | 8,465.                                       |
| b 531,311.            |  | 521,270.  | 10,041.                                      |
| c 59,264.             |  | 50,849.   | 8,415.                                       |
| d 1,949,612.          |  | 1,913,955.                                      | 35,657.                                      |
| e 591,364.            |  | 161,118.  | 430,246.                                     |
| f 1,601,370.          |  | 721,767.  | 879,603.                                     |
| g 1,132,482.          |  | 1,028,150.                                      | 104,332.                                     |
| h 629,418.            |  | 110,231.  | 519,187.                                     |
| i 501,543.            |  | 520,570.  | -19,027.                                     |
| j 9.                  |  | 6.  | 3.   |
| k 116,697.            |  | 74,386.   | 42,311.                                      |
| l 500,000.            |  | 552,734.  | -52,734.                                     |
| m 18.                 |  | 11.   | 7.   |
| n 208,959.            |  | 145,253.  | 63,706.                                      |
| o 24.                 |  | 17.   | 7.   |

Complete only for assets showing gain in column (h) and owned by the foundation on 12/31/69

| (i) F.M.V. as of 12/31/69 | (j) Adjusted basis<br>as of 12/31/69 | (k) Excess of col. (i)<br>over col. (j), if any | (l) Losses (from col. (h))<br>Gains (excess of col. (h) gain over col. (k),<br>but not less than "-0-") |
|---------------------------|--------------------------------------|---|---|
| a                         |                                      |   | 8,465.  |
| b                         |                                      |   | 10,041.   |
| c                         |                                      |   | 8,415.  |
| d                         |                                      |   | 35,657.   |
| e                         |                                      |   | 430,246.  |
| f                         |                                      |   | 879,603.  |
| g                         |                                      |   | 104,332.  |
| h                         |                                      |   | 519,187.  |
| i                         |                                      |   | -19,027.  |
| j                         |                                      |   | 3.  |
| k                         |                                      |   | 42,311.   |
| l                         |                                      |   | -52,734.  |
| m                         |                                      |   | 7.  |
| n                         |                                      |   | 63,706.   |
| o                         |                                      |   | 7.  |

|   |   |
|---|---|
| 2 Capital gain net income or (net capital loss) { If gain, also enter in Part I, line 7<br>If (loss), enter "-0-" in Part I, line 7 }   | 2 |
| 3 Net short-term capital gain or (loss) as defined in sections 1222(5) and (6):<br>If gain, also enter in Part I, line 8, column (c).<br>If (loss), enter "-0-" in Part I, line 8 } | 3 |

**Part IV** Capital Gains and Losses for Tax on Investment Income

| (a) List and describe the kind(s) of property sold, e.g., real estate, 2-story brick warehouse; or common stock, 200 shs. MLC Co. |   | (b) How acquired<br>P - Purchase<br>D - Donation | (c) Date acquired<br>(mo., day, yr.) | (d) Date sold<br>(mo., day, yr.) |
|---|---|--|--------------------------------------|----------------------------------|
| 1a  | 500000 EXPRESS SCRIPTS INC 7.250% 6/15/19     | P  | 06/18/13                             | 06/15/19                         |
| b   | 114.72 FNMA POOL 535915 7.000% 4/01/31        | P  | 06/07/01                             | 05/25/19                         |
| c   | 22500 GENERAL MILLS INC                       | P  | 11/25/37                             | 06/21/19                         |
| d   | 459 GENERAL MOTOS CO 7/10/19                  | P  | 03/31/11                             | 05/31/19                         |
| e   | 500000 GOLDMAN SACHS GROUP 2.550% 10/23/19    | P  | 09/13/17                             | 10/23/19                         |
| f   | 300000 HARRIS CNTY TX 4.000% 10/01/19         | P  | 02/20/13                             | 10/01/19                         |
| g   | 19310.98 VR IMPAC SECD ASSE 4.892% 8/25/32    | P  | 03/01/05                             | 01/25/19                         |
| h   | 500000 KLA-TENCOR CORP 3.375% 11/01/19        | P  | 09/13/17                             | 10/16/19                         |
| i   | 500000 KOHL'S CORPORATION 4.000% 11/01/21     | P  | 10/16/15                             | 01/24/19                         |
| j   | 500000 MONSANTO CO 2.125% 7/15/19             | P  | 02/02/18                             | 07/15/19                         |
| k   | 15000 ORACLE CORPORATION                      | P  | 04/01/16                             | 09/13/19                         |
| l   | 250000 PUBLIC SERVICE OKLAH 5.150% 12/01/19   | P  | 06/20/13                             | 06/01/19                         |
| m   | 30000 REALTY INCOME CORP COM                  | P  | 03/02/18                             | 04/22/19                         |
| n   | 500000 ROCKWELL COLLINS INC 5.250% 7/15/19    | P  | 06/01/18                             | 07/15/19                         |
| o   | 500000 BOYAL BK SCOTLAND GRP 6.4000% 10/21/19 | P  | 10/08/10                             | 10/21/19                         |

| (e) Gross sales price | (f) Depreciation allowed<br>(or allowable) | (g) Cost or other basis<br>plus expense of sale | (h) Gain or (loss)<br>(e) plus (f) minus (g) |
|-----------------------|--|---|--|
| a 500,000.            |  | 631,700.  | -131,700.                                    |
| b 1,893.              |  | 1,888.  | 5.   |
| c 1,214,628.          |  | 839,658.  | 374,970.                                     |
| d 7,463.              |  |   | 7,463.                                       |
| e 500,000.            |  | 508,425.  | -8,425.                                      |
| f 300,000.            |  | 342,900.  | -42,900.                                     |
| g 19,311.             |  | 19,281.   | 30.  |
| h 500,000.            |  | 515,765.  | -15,765.                                     |
| i 513,147.            |  | 524,250.  | -11,103.                                     |
| j 500,000.            |  | 499,520.  | 480.   |
| k 804,474.            |  | 614,799.  | 189,675.                                     |
| l 253,008.            |  | 285,945.  | -32,937.                                     |
| m 2,018,196.          |  | 1,467,554.                                      | 550,642.                                     |
| n 500,000.            |  | 513,625.  | -13,625.                                     |
| o 500,000.            |  | 555,295.  | -55,295.                                     |

Complete only for assets showing gain in column (h) and owned by the foundation on 12/31/69

| (i) F.M.V. as of 12/31/69 | (j) Adjusted basis<br>as of 12/31/69 | (k) Excess of col. (i)<br>over col. (j), if any | (l) Losses (from col. (h))<br>Gains (excess of col. (h) gain over col. (k),<br>but not less than "-0-") |
|---------------------------|--------------------------------------|---|---|
| a                         |                                      |   | -131,700.   |
| b                         |                                      |   | 5.  |
| c                         |                                      |   | 374,970.  |
| d                         |                                      |   | 7,463.  |
| e                         |                                      |   | -8,425.   |
| f                         |                                      |   | -42,900.  |
| g                         |                                      |   | 30.   |
| h                         |                                      |   | -15,765.  |
| i                         |                                      |   | -11,103.  |
| j                         |                                      |   | 480.  |
| k                         |                                      |   | 189,675.  |
| l                         |                                      |   | -32,937.  |
| m                         |                                      |   | 550,642.  |
| n                         |                                      |   | -13,625.  |
| o                         |                                      |   | -55,295.  |

2 Capital gain net income or (net capital loss) { If gain, also enter in Part I, line 7  
If (loss), enter "-0-" in Part I, line 7 }

2

3 Net short-term capital gain or (loss) as defined in sections 1222(5) and (6):

If gain, also enter in Part I, line 8, column (c).

If (loss), enter "-0-" in Part I, line 8

3

THE WILLIAM G. IRWIN CHARITY FOUNDATION

94-6069873

PAGE 3 OF 3

**Part IV** Capital Gains and Losses for Tax on Investment Income

| (a) List and describe the kind(s) of property sold, e.g., real estate, 2-story brick warehouse; or common stock, 200 shs. MLC Co. |  | (b) How acquired<br>P - Purchase<br>D - Donation | (c) Date acquired<br>(mo., day, yr.) | (d) Date sold<br>(mo., day, yr.) |
|---|--|--|--------------------------------------|----------------------------------|
| 1a  | 350000 SAN FRANCISCO CALIF 3.396% 5/1/19 | P  | 10/23/14                             | 05/01/19                         |
| b   | 5000 UNITED TECHNOLOGIES CORP            | P  | 10/19/01                             | 09/13/19                         |
| c   | 3000 VISA INC - CLASS A SHARES           | P  | 09/13/13                             | 09/13/19                         |
| d   | 12500 WALGREENS BOOTS ALLIANCE INC       | P  | 12/02/11                             | 09/13/19                         |
| e   | 500000 WELLPOINT INC 2.250% 8/15/19      | P  | 09/20/17                             | 08/15/19                         |
| f   | 15000 YUM BRANDS INC                     | P  | 03/21/14                             | 04/22/19                         |
| g   | 20000 YUM CHINA HOLDINGS INC             | P  | 03/21/14                             | 09/13/19                         |
| h   | 3000 ALCON INC                           | P  | 12/02/16                             | 06/21/19                         |
| i   | CLASS ACTION SETTLEMENTS                 | P  | VARIOUS                              | 12/31/19                         |
| j   |  |  |                                      |                                  |
| k   |  |  |                                      |                                  |
| l   |  |  |                                      |                                  |
| m   |  |  |                                      |                                  |
| n   |  |  |                                      |                                  |
| o   |  |  |                                      |                                  |

| (e) Gross sales price | (f) Depreciation allowed<br>(or allowable) | (g) Cost or other basis<br>plus expense of sale | (h) Gain or (loss)<br>(e) plus (f) minus (g) |
|-----------------------|--|---|--|
| a 350,000.            |  | 369,411.  | -19,411.                                     |
| b 692,397.            |  | 127,286.  | 565,111.                                     |
| c 533,690.            |  | 141,208.  | 392,482.                                     |
| d 697,954.            |  | 414,579.  | 283,375.                                     |
| e 500,000.            |  | 504,984.  | -4,984.                                      |
| f 1,547,914.          |  | 773,402.  | 774,512.                                     |
| g 943,438.            |  | 448,213.  | 495,225.                                     |
| h 177,793.            |  | 124,190.  | 53,603.                                      |
| i 32,411.             |  |   | 32,411.                                      |
| j                     |  |   |  |
| k                     |  |   |  |
| l                     |  |   |  |
| m                     |  |   |  |
| n                     |  |   |  |
| o                     |  |   |  |

Complete only for assets showing gain in column (h) and owned by the foundation on 12/31/69

| (i) F.M.V. as of 12/31/69 | (j) Adjusted basis<br>as of 12/31/69 | (k) Excess of col. (i)<br>over col. (j), if any | (l) Losses (from col. (h))<br>Gains (excess of col. (h) gain over col. (k),<br>but not less than "-0-") |
|---------------------------|--------------------------------------|---|---|
| a                         |                                      |   | -19,411.  |
| b                         |                                      |   | 565,111.  |
| c                         |                                      |   | 392,482.  |
| d                         |                                      |   | 283,375.  |
| e                         |                                      |   | -4,984.   |
| f                         |                                      |   | 774,512.  |
| g                         |                                      |   | 495,225.  |
| h                         |                                      |   | 53,603.   |
| i                         |                                      |   | 32,411.   |
| j                         |                                      |   |   |
| k                         |                                      |   |   |
| l                         |                                      |   |   |
| m                         |                                      |   |   |
| n                         |                                      |   |   |
| o                         |                                      |   |   |

|   |   |  |   |            |
|---|---|--|---|------------|
| 2 Capital gain net income or (net capital loss)   | { If gain, also enter in Part I, line 7<br>If (loss), enter "-0-" in Part I, line 7 } |  | 2 | 5,414,058. |
| 3 Net short-term capital gain or (loss) as defined in sections 1222(5) and (6):<br>If gain, also enter in Part I, line 8, column (c).<br>If (loss), enter "-0-" in Part I, line 8 | }   |  | 3 | N/A        |

3

**Part VI Excise Tax Based on Investment Income (Section 4940(a), 4940(b), 4940(e), or 4948 - see instructions)**

1a Exempt operating foundations described in section 4940(d)(2), check here ☐ and enter "N/A" on line 1.

Date of ruling or determination letter: \_\_\_\_\_ (attach copy of letter if necessary-see instructions)

b Domestic foundations that meet the section 4940(e) requirements in Part V, check here ☒ and enter 1% of Part I, line 27b

c All other domestic foundations enter 2% of line 27b. Exempt foreign organizations, enter 4% of Part I, line 12, col. (b)

2 Tax under section 511 (domestic section 4947(a)(1) trusts and taxable foundations only; others, enter -0-)

3 Add lines 1 and 2

4 Subtitle A (income) tax (domestic section 4947(a)(1) trusts and taxable foundations only; others, enter -0-)

5 Tax based on investment income. Subtract line 4 from line 3. If zero or less, enter -0-

6 Credits/Payments:

a 2019 estimated tax payments and 2018 overpayment credited to 2019

b Exempt foreign organizations - tax withheld at source

c Tax paid with application for extension of time to file (Form 8868)

d Backup withholding erroneously withheld

7 Total credits and payments. Add lines 6a through 6d

8 Enter any penalty for underpayment of estimated tax. Check here ☐ if Form 2220 is attached

9 Tax due. If the total of lines 5 and 8 is more than line 7, enter amount owed

10 Overpayment. If line 7 is more than the total of lines 5 and 8, enter the amount overpaid

11 Enter the amount of line 10 to be: Credited to 2020 estimated tax

116,931. Refunded

**Part VII-A Statements Regarding Activities**

1a During the tax year, did the foundation attempt to influence any national, state, or local legislation or did it participate or intervene in any political campaign?

b Did it spend more than \$100 during the year (either directly or indirectly) for political purposes? See the instructions for the definition. If the answer is "Yes" to 1a or 1b, attach a detailed description of the activities and copies of any materials published or distributed by the foundation in connection with the activities.

c Did the foundation file Form 1120-POL for this year?

d Enter the amount (if any) of tax on political expenditures (section 4955) imposed during the year:

(1) On the foundation. \$ 0. (2) On foundation managers. \$ 0.

e Enter the reimbursement (if any) paid by the foundation during the year for political expenditure tax imposed on foundation managers. \$ 0.

2 Has the foundation engaged in any activities that have not previously been reported to the IRS?

If "Yes," attach a detailed description of the activities.

3 Has the foundation made any changes, not previously reported to the IRS, in its governing instrument, articles of incorporation, or bylaws, or other similar instruments? If "Yes," attach a conformed copy of the changes

4a Did the foundation have unrelated business gross income of \$1,000 or more during the year?

b If "Yes," has it filed a tax return on Form 990-T for this year?

N/A

5 Was there a liquidation, termination, dissolution, or substantial contraction during the year?

If "Yes," attach the statement required by General Instruction T

6 Are the requirements of section 508(e) (relating to sections 4941 through 4945) satisfied either:

• By language in the governing instrument, or

• By state legislation that effectively amends the governing instrument so that no mandatory directions that conflict with the state law remain in the governing instrument?

7 Did the foundation have at least \$5,000 in assets at any time during the year? If "Yes," complete Part II, col. (c), and Part XV

8a Enter the states to which the foundation reports or with which it is registered. See instructions.

CA

b If the answer is "Yes" to line 7, has the foundation furnished a copy of Form 990-PF to the Attorney General (or designate) of each state as required by General Instruction G? If "No," attach explanation

9 Is the foundation claiming status as a private operating foundation within the meaning of section 4942(j)(3) or 4942(j)(5) for calendar year 2019 or the tax year beginning in 2019? See the instructions for Part XIV. If "Yes," complete Part XIV

10 Did any persons become substantial contributors during the tax year? If "Yes," attach a schedule listing their names and addresses

**Part VII-A Statements Regarding Activities** (continued)

|  | Yes | No |
|--|-----|----|
| 11 At any time during the year, did the foundation, directly or indirectly, own a controlled entity within the meaning of section 512(b)(13)? If "Yes," attach schedule. See instructions  |     | X  |
| 12 Did the foundation make a distribution to a donor advised fund over which the foundation or a disqualified person had advisory privileges? If "Yes," attach statement. See instructions   |     | X  |
| 13 Did the foundation comply with the public inspection requirements for its annual returns and exemption application?<br>Website address ► <u>HTTPS://WWW.WILLIAMGIRWINFOUNDATION.ORG</u>   | X   |    |
| 14 The books are in care of ► <u>PACIFIC FOUNDATION SERVICES</u> Telephone no. ► <u>(415) 561-6540</u><br>Located at ► <u>1660 BUSH STREET, SUITE 300, SAN FRANCISCO, CA</u> ZIP+4 ► <u>94109</u>  |     |    |
| 15 Section 4947(a)(1) nonexempt charitable trusts filing Form 990-PF in lieu of Form 1041 - check here<br>and enter the amount of tax-exempt interest received or accrued during the year  |     |    |
| 16 At any time during calendar year 2019, did the foundation have an interest in or a signature or other authority over a bank, securities, or other financial account in a foreign country?<br>See the instructions for exceptions and filing requirements for FinCEN Form 114. If "Yes," enter the name of the foreign country ► |     | X  |

**Part VII-B Statements Regarding Activities for Which Form 4720 May Be Required**

File Form 4720 if any item is checked in the "Yes" column, unless an exception applies.

|   | Yes   | No |
|---|---|----|
| 1a During the year, did the foundation (either directly or indirectly):<br>(1) Engage in the sale or exchange, or leasing of property with a disqualified person?<br>(2) Borrow money from, lend money to, or otherwise extend credit to (or accept it from) a disqualified person?<br>(3) Furnish goods, services, or facilities to (or accept them from) a disqualified person?<br>(4) Pay compensation to, or pay or reimburse the expenses of, a disqualified person?<br>(5) Transfer any income or assets to a disqualified person (or make any of either available for the benefit or use of a disqualified person)?<br>(6) Agree to pay money or property to a government official? (Exception. Check "No" if the foundation agreed to make a grant to or to employ the official for a period after termination of government service, if terminating within 90 days.) | <input type="checkbox"/> Yes <input checked="" type="checkbox"/> No |    |
| b If any answer is "Yes" to 1a(1)-(6), did any of the acts fail to qualify under the exceptions described in Regulations section 53.4941(d)-3 or in a current notice regarding disaster assistance? See instructions<br>Organizations relying on a current notice regarding disaster assistance, check here   | N/A   |    |
| c Did the foundation engage in a prior year in any of the acts described in 1a, other than excepted acts, that were not corrected before the first day of the tax year beginning in 2019?   |   | X  |
| 2 Taxes on failure to distribute income (section 4942) (does not apply for years the foundation was a private operating foundation defined in section 4942(j)(3) or 4942(j)(5)).<br>a At the end of tax year 2019, did the foundation have any undistributed income (Part XIII, lines 6d and 6e) for tax year(s) beginning before 2019?<br>If "Yes," list the years ►   | <input type="checkbox"/> Yes <input checked="" type="checkbox"/> No |    |
| b Are there any years listed in 2a for which the foundation is not applying the provisions of section 4942(a)(2) (relating to incorrect valuation of assets) to the year's undistributed income? (If applying section 4942(a)(2) to all years listed, answer "No" and attach statement - see instructions.)   | N/A   |    |
| c If the provisions of section 4942(a)(2) are being applied to any of the years listed in 2a, list the years here.<br>►   |   |    |
| 3a Did the foundation hold more than a 2% direct or indirect interest in any business enterprise at any time during the year?   | <input type="checkbox"/> Yes <input checked="" type="checkbox"/> No |    |
| b If "Yes," did it have excess business holdings in 2019 as a result of (1) any purchase by the foundation or disqualified persons after May 26, 1969; (2) the lapse of the 5-year period (or longer period approved by the Commissioner under section 4943(c)(7)) to dispose of holdings acquired by gift or bequest; or (3) the lapse of the 10-, 15-, or 20-year first phase holding period? (Use Form 4720, Schedule C, to determine if the foundation had excess business holdings in 2019.)   | N/A   |    |
| 4a Did the foundation invest during the year any amount in a manner that would jeopardize its charitable purposes?  |   | X  |
| b Did the foundation make any investment in a prior year (but after December 31, 1969) that could jeopardize its charitable purpose that had not been removed from jeopardy before the first day of the tax year beginning in 2019?   |   | X  |

Form 990-PF (2019)



**Part VII B** Statements Regarding Activities for Which Form 4720 May Be Required (continued)

5a During the year, did the foundation pay or incur any amount to:

(1) Carry on propaganda, or otherwise attempt to influence legislation (section 4945(e))?

☐ Yes ☒ No

(2) Influence the outcome of any specific public election (see section 4955); or to carry on, directly or indirectly, any voter registration drive?

☐ Yes ☒ No

(3) Provide a grant to an individual for travel, study, or other similar purposes?

☐ Yes ☒ No

(4) Provide a grant to an organization other than a charitable, etc., organization described in section 4945(d)(4)(A)? See instructions

☐ Yes ☒ No

(5) Provide for any purpose other than religious, charitable, scientific, literary, or educational purposes, or for the prevention of cruelty to children or animals?

☐ Yes ☒ No

b If any answer is "Yes" to 5a(1)-(5), did any of the transactions fail to qualify under the exceptions described in Regulations section 53.4945 or in a current notice regarding disaster assistance? See instructions

N/A

Organizations relying on a current notice regarding disaster assistance, check here

☒

c If the answer is "Yes" to question 5a(4), does the foundation claim exemption from the tax because it maintained expenditure responsibility for the grant?

N/A

☐ Yes ☐ No

If "Yes," attach the statement required by Regulations section 53.4945-5(d).

6a Did the foundation, during the year, receive any funds, directly or indirectly, to pay premiums on a personal benefit contract?

☐ Yes ☒ No

b Did the foundation, during the year, pay premiums, directly or indirectly, on a personal benefit contract? If "Yes" to 6b, file Form 8870.

☐ Yes ☒ No

7a At any time during the tax year, was the foundation a party to a prohibited tax shelter transaction?

☐ Yes ☒ No

b If "Yes," did the foundation receive any proceeds or have any net income attributable to the transaction?

N/A

8 Is the foundation subject to the section 4960 tax on payment(s) of more than \$1,000,000 in remuneration or excess parachute payment(s) during the year?

☐ Yes ☒ No**Part VIII** Information About Officers, Directors, Trustees, Foundation Managers, Highly Paid Employees, and Contractors

1 List all officers, directors, trustees, and foundation managers and their compensation.

| (a) Name and address | (b) Title, and average hours per week devoted to position | (c) Compensation (if not paid, enter -0-) | (d) Contributions to employee benefit plans and deferred compensation | (e) Expense account, other allowances |
|----------------------|---|---|---|---------------------------------------|
| SEE STATEMENT 11     |   | 0.  | 0.  | 0.                                    |
|                      |   |   |   |                                       |
|                      |   |   |   |                                       |
|                      |   |   |   |                                       |
|                      |   |   |   |                                       |
|                      |   |   |   |                                       |
|                      |   |   |   |                                       |
|                      |   |   |   |                                       |
|                      |   |   |   |                                       |

2 Compensation of five highest-paid employees (other than those included on line 1). If none, enter "NONE."

| (a) Name and address of each employee paid more than \$50,000           | (b) Title, and average hours per week devoted to position | (c) Compensation | (d) Contributions to employee benefit plans and deferred compensation | (e) Expense account, other allowances |
|---|---|------------------|---|---------------------------------------|
| DIANNA M. DEELEY - 1660 BUSH STREET, SUITE 300, SAN FRANCISCO, GA 94109 | GRANTS ADMINISTRATOR<br>40.00                             | 200,000.         | 0.  | 0.                                    |
|   |   |                  |   |                                       |
|   |   |                  |   |                                       |
|   |   |                  |   |                                       |
|   |   |                  |   |                                       |
|   |   |                  |   |                                       |
|   |   |                  |   |                                       |

Total number of other employees paid over \$50,000

0

Form 990-PF (2019)

**Part VIII** Information About Officers, Directors, Trustees, Foundation Managers, Highly Paid Employees, and Contractors (continued)**3** Five highest-paid independent contractors for professional services. If none, enter "NONE."

| (a) Name and address of each person paid more than \$50,000                             | (b) Type of service   | (c) Compensation |
|---|-----------------------|------------------|
| 1919 INVESTMENT COUNSEL, LLC - 49 STEVENSON STREET, SUITE 1075, SAN FRANCISCO, CA 94105 | INVESTMENT COUNSEL    | 244,679.         |
| PACIFIC FOUNDATION SERVICES - 1660 BUSH STREET, SUITE 300, SAN FRANCISCO, CA 94109      | FOUNDATION MANAGEMENT | 202,200.         |
| WELLS FARGO - 464 CALIFORNIA STREET, SAN FRANCISCO, CA 94104                            | ASSET CUSTODIAN       | 87,089.          |
|   |                       |                  |
|   |                       |                  |
|   |                       |                  |
| Total number of others receiving over \$50,000 for professional services                |                       | 0                |

**Part IX-A** Summary of Direct Charitable Activities

List the foundation's four largest direct charitable activities during the tax year. Include relevant statistical information such as the number of organizations and other beneficiaries served, conferences convened, research papers produced, etc.

|       | Expenses |
|-------|----------|
| 1 N/A |          |
|       |          |
| 2     |          |
|       |          |
| 3     |          |
|       |          |
| 4     |          |
|       |          |

**Part IX-B** Summary of Program-Related Investments

Describe the two largest program-related investments made by the foundation during the tax year on lines 1 and 2.

|  | Amount |
|--|--------|
| 1 N/A  |        |
|  |        |
| 2  |        |
|  |        |
| All other program-related investments. See instructions. |        |
| 3  |        |
|  |        |
|  |        |
|  |        |
|  |        |
| Total. Add lines 1 through 3                             | 0.     |

Form 990-PF (2019)

**Part X Minimum Investment Return** (All domestic foundations must complete this part. Foreign foundations, see instructions.)

|   |   |    |              |
|---|---|----|--------------|
| 1 | Fair market value of assets not used (or held for use) directly in carrying out charitable, etc., purposes: |    |              |
| a | Average monthly fair market value of securities   | 1a | 109,792,205. |
| b | Average of monthly cash balances  | 1b | 581,178.     |
| c | Fair market value of all other assets   | 1c |              |
| d | <b>Total</b> (add lines 1a, b, and c)   | 1d | 110,373,383. |
| e | Reduction claimed for blockage or other factors reported on lines 1a and 1c (attach detailed explanation)   | 1e | 0.           |
| 2 | Acquisition indebtedness applicable to line 1 assets  | 2  | 0.           |
| 3 | Subtract line 2 from line 1d  | 3  | 110,373,383. |
| 4 | Cash deemed held for charitable activities. Enter 1 1/2% of line 3 (for greater amount, see instructions)   | 4  | 1,655,601.   |
| 5 | <b>Net value of noncharitable-use assets.</b> Subtract line 4 from line 3. Enter here and on Part V, line 4 | 5  | 108,717,782. |
| 6 | <b>Minimum investment return.</b> Enter 5% of line 5  | 6  | 5,435,889.   |

**Part XI Distributable Amount** (see instructions) (Section 4942(j)(3) and (j)(5) private operating foundations and certain foreign organizations, check here ☐ and do not complete this part.)

|    |   |    |            |
|----|---|----|------------|
| 1  | Minimum investment return from Part X, line 6   | 1  | 5,435,889. |
| 2a | Tax on investment income for 2019 from Part VI, line 5  | 2a | 77,419.    |
| b  | Income tax for 2019. (This does not include the tax from Part VI.)  | 2b |            |
| c  | Add lines 2a and 2b   | 2c | 77,419.    |
| 3  | Distributable amount before adjustments. Subtract line 2c from line 1                                     | 3  | 5,358,470. |
| 4  | Recoveries of amounts treated as qualifying distributions   | 4  | 0.         |
| 5  | Add lines 3 and 4   | 5  | 5,358,470. |
| 6  | Deduction from distributable amount (see instructions)  | 6  | 0.         |
| 7  | <b>Distributable amount as adjusted.</b> Subtract line 6 from line 5. Enter here and on Part XIII, line 1 | 7  | 5,358,470. |

**Part XII Qualifying Distributions** (see instructions)

|   |   |    |            |
|---|---|----|------------|
| 1 | Amounts paid (including administrative expenses) to accomplish charitable, etc., purposes:  |    |            |
| a | Expenses, contributions, gifts, etc. - total from Part I, column (d), line 26   | 1a | 8,090,004. |
| b | Program-related investments - total from Part IX-B  | 1b | 0.         |
| 2 | Amounts paid to acquire assets used (or held for use) directly in carrying out charitable, etc., purposes                         | 2  |            |
| 3 | Amounts set aside for specific charitable projects that satisfy the:  |    |            |
| a | Suitability test (prior IRS approval required)  | 3a |            |
| b | Cash distribution test (attach the required schedule)   | 3b |            |
| 4 | <b>Qualifying distributions.</b> Add lines 1a through 3b. Enter here and on Part V, line 8; and Part XIII, line 4                 | 4  | 8,090,004. |
| 5 | Foundations that qualify under section 4940(e) for the reduced rate of tax on net investment income. Enter 1% of Part I, line 27b | 5  | 77,419.    |
| 6 | <b>Adjusted qualifying distributions.</b> Subtract line 5 from line 4   | 6  | 8,012,585. |

**Note:** The amount on line 6 will be used in Part V, column (b), in subsequent years when calculating whether the foundation qualifies for the section 4940(e) reduction of tax in those years.

Form 990-PF (2019)

**Part XIII Undistributed Income** (see instructions)

|   | (a)<br>Corpus | (b)<br>Years prior to 2018 | (c)<br>2018 | (d)<br>2019 |
|---|---------------|----------------------------|-------------|-------------|
| <b>1</b> Distributable amount for 2019 from Part XI, line 7   |               |                            |             | 5,358,470.  |
| <b>2</b> Undistributed income, if any, as of the end of 2019  |               |                            |             |             |
| <b>a</b> Enter amount for 2018 only   |               |                            | 4,831,446.  |             |
| <b>b</b> Total for prior years:   |               | 0.                         |             |             |
| <b>3</b> Excess distributions carryover, if any, to 2019:   |               |                            |             |             |
| <b>a</b> From 2014  |               |                            |             |             |
| <b>b</b> From 2015  |               |                            |             |             |
| <b>c</b> From 2016  |               |                            |             |             |
| <b>d</b> From 2017  |               |                            |             |             |
| <b>e</b> From 2018  |               |                            |             |             |
| <b>f</b> Total of lines 3a through e  | 0.            |                            |             |             |
| <b>4</b> Qualifying distributions for 2019 from Part XII, line 4: ▶ \$ 8,090,004.   |               |                            |             |             |
| <b>a</b> Applied to 2018, but not more than line 2a   |               |                            | 4,831,446.  |             |
| <b>b</b> Applied to undistributed income of prior years (Election required - see instructions)  |               | 0.                         |             |             |
| <b>c</b> Treated as distributions out of corpus (Election required - see instructions)  | 0.            |                            |             |             |
| <b>d</b> Applied to 2019 distributable amount   |               |                            |             | 3,258,558.  |
| <b>e</b> Remaining amount distributed out of corpus   | 0.            |                            |             |             |
| <b>5</b> Excess distributions carryover applied to 2019 (If an amount appears in column (d), the same amount must be shown in column (a).)  | 0.            |                            |             | 0.          |
| <b>6</b> Enter the net total of each column as indicated below:   | 0.            |                            |             |             |
| <b>a</b> Corpus Add lines 3f, 4c, and 4e Subtract line 5  | 0.            |                            |             |             |
| <b>b</b> Prior years' undistributed income. Subtract line 4b from line 2b   |               | 0.                         |             |             |
| <b>c</b> Enter the amount of prior years' undistributed income for which a notice of deficiency has been issued, or on which the section 4942(a) tax has been previously assessed |               | 0.                         |             |             |
| <b>d</b> Subtract line 6c from line 6b. Taxable amount - see instructions   |               | 0.                         |             |             |
| <b>e</b> Undistributed income for 2018. Subtract line 4a from line 2a. Taxable amount - see instr.  |               |                            | 0.          |             |
| <b>f</b> Undistributed income for 2019. Subtract lines 4d and 5 from line 1. This amount must be distributed in 2020  |               |                            |             | 2,099,912.  |
| <b>7</b> Amounts treated as distributions out of corpus to satisfy requirements imposed by section 170(b)(1)(F) or 4942(g)(3) (Election may be required - see instructions)       | 0.            |                            |             |             |
| <b>8</b> Excess distributions carryover from 2014 not applied on line 5 or line 7   | 0.            |                            |             |             |
| <b>9</b> Excess distributions carryover to 2020. Subtract lines 7 and 8 from line 6a  | 0.            |                            |             |             |
| <b>10</b> Analysis of line 9:   |               |                            |             |             |
| <b>a</b> Excess from 2015   |               |                            |             |             |
| <b>b</b> Excess from 2016   |               |                            |             |             |
| <b>c</b> Excess from 2017   |               |                            |             |             |
| <b>d</b> Excess from 2018   |               |                            |             |             |
| <b>e</b> Excess from 2019   |               |                            |             |             |

**Part XIV Private Operating Foundations** (see instructions and Part VII-A, question 9)

N/A

1 a If the foundation has received a ruling or determination letter that it is a private operating foundation, and the ruling is effective for 2019, enter the date of the ruling

b Check box to indicate whether the foundation is a private operating foundation described in section

☐ 4942(j)(3) or ☐ 4942(j)(5)

2 a Enter the lesser of the adjusted net income from Part I or the minimum investment return from Part X for each year listed

b 85% of line 2a

c Qualifying distributions from Part XII, line 4, for each year listed

d Amounts included in line 2c not used directly for active conduct of exempt activities

e Qualifying distributions made directly for active conduct of exempt activities. Subtract line 2d from line 2c

3 Complete 3a, b, or c for the alternative test relied upon:

a "Assets" alternative test - enter:

(1) Value of all assets

(2) Value of assets qualifying under section 4942(j)(3)(B)(i)

b "Endowment" alternative test - enter 2/3 of minimum investment return shown in Part X, line 6, for each year listed

c "Support" alternative test - enter:

(1) Total support other than gross investment income (interest, dividends, rents, payments on securities loans (section 512(a)(5)), or royalties)

(2) Support from general public and 5 or more exempt organizations as provided in section 4942(j)(3)(B)(iii)

(3) Largest amount of support from an exempt organization

(4) Gross investment income

**Part XV Supplementary Information** (Complete this part only if the foundation had \$5,000 or more in assets at any time during the year-see instructions.)**1 Information Regarding Foundation Managers:**

a List any managers of the foundation who have contributed more than 2% of the total contributions received by the foundation before the close of any tax year (but only if they have contributed more than \$5,000). (See section 507(d)(2).)

NONE

b List any managers of the foundation who own 10% or more of the stock of a corporation (or an equally large portion of the ownership of a partnership or other entity) of which the foundation has a 10% or greater interest.

NONE

**2 Information Regarding Contribution, Grant, Gift, Loan, Scholarship, etc., Programs:**

Check here ☐ if the foundation only makes contributions to preselected charitable organizations and does not accept unsolicited requests for funds. If the foundation makes gifts, grants, etc., to individuals or organizations under other conditions, complete items 2a, b, c, and d.

a The name, address, and telephone number or email address of the person to whom applications should be addressed:

**SEE STATEMENT 12**

b The form in which applications should be submitted and information and materials they should include:

c Any submission deadlines:

d Any restrictions or limitations on awards, such as by geographical areas, charitable fields, kinds of institutions, or other factors:

**Part XV** Supplementary Information (continued)

| <b>3 Grants and Contributions Paid During the Year or Approved for Future Payment</b> |  |                                      |  |                   |
|---|--|--------------------------------------|--|-------------------|
| Recipient<br>Name and address (home or business)                                      | If recipient is an individual,<br>show any relationship to<br>any foundation manager<br>or substantial contributor | Foundation<br>status of<br>recipient | Purpose of grant or<br>contribution<br>**  | Amount            |
| <b>a Paid during the year</b>   |  |                                      |  |                   |
| ALAMEDA HEALTH SYSTEM FOUNDATION,<br>OAKLAND  |  | PC                                   | DIGITAL MAMMOGRAPHY<br>MACHINE   | 100,000.          |
| ALOHA UNITED WAY, HONOLULU  |  | PC                                   | ANNUAL GRANT   | 55,000.           |
| SUTTER BAY MEDICAL FOUNDATION   |  | PC                                   | 3D TOMOSYNTHESIS<br>MACHINE FOR THE CAROL<br>ANN READ BREAST HEALTH<br>PROGRAM ON BEHALF OF<br>THE ALTA BATES SUMMER | 100,000.          |
| ARCHBISHOP RIORDAN HIGH SCHOOL, SAN<br>FRANCISCO                                      |  | NC                                   | FIELD PROJECT  | 100,000.          |
| ASIAN ART MUSEUM FOUNDATION OF SAN<br>FRANCISCO                                       |  | PC                                   | NEW LOADING DOCK   | 100,000.          |
| <b>Total</b>  | <b>SEE CONTINUATION SHEET(S)</b>   |                                      |  | <b>7,876,947.</b> |
| <b>b Approved for future payment</b>  |  |                                      |  |                   |
| NONE  |  |                                      |  |                   |
|   |  |                                      |  |                   |
|   |  |                                      |  |                   |
| <b>Total</b>  |  |                                      |  | <b>0.</b>         |

Form 990-PF (2019)

**Part XV** Supplementary Information**3** Grants and Contributions Paid During the Year (Continuation)

| Recipient<br>Name and address (home or business) | If recipient is an individual,<br>show any relationship to<br>any foundation manager<br>or substantial contributor | Foundation<br>status of<br>recipient | Purpose of grant or<br>contribution  | Amount     |
|--|--|--------------------------------------|--|------------|
| ASIAN HEALTH SERVICES                            |  | PC                                   | CAPITAL CAMPAIGN   | 100,000.   |
| BAY AREA DISCOVERY MUSEUM, SAUSALITO             | -  | PC                                   | SEISMIC RETROFIT   | 150,000.   |
| BOYS & GIRLS CLUBS OF GREATER SANTA<br>ROSA INC  |  | PC                                   | CREATION OF A SAFE &<br>INVITING OUTDOOR PLAY<br>AREA TO IMPROVE THE<br>YOUTH EXPERIENCE | 21,000.    |
| BOYS & GIRLS CLUBS OF SAN FRANCISCO              |  | PC                                   | CAPITAL PROJECTS   | 200,000.   |
| CALIFORNIA INSTITUTE OF INTEGRAL<br>STUDIES      |  | PC                                   | CAPITAL IMPROVEMENTS<br>AT THEIR SLIDING-SCALE<br>MENTAL HEALTH CLINIC                   | 40,000.    |
| CANDID   |  | PC                                   | ANNUAL GRANT   | 5,000.     |
| CHALLENGED ATHLETES FOUNDATION                   |  | PC                                   | PURCHASE SPORTS<br>EQUIPMENT   | 25,000.    |
| CHAMINADE UNIVERSITY, HONOLULU                   |  | PC                                   | INNOVATION TO IMPACT<br>CENTER   | 125,000.   |
| CHRISTIAN BROTHERS HIGH SCHOOL,<br>SACRAMENTO    |  | NC                                   | CAPITAL CAMPAIGN   | 200,000.   |
| COMPASS FAMILY SERVICES                          |  | PC                                   | CAPITAL CAMPAIGN   | 250,000.   |
| Total from continuation sheets                   |  |                                      |  | 7,421,947. |

**Part XV Supplementary Information****3 Grants and Contributions Paid During the Year (Continuation)**

| Recipient<br>Name and address (home or business)          | If recipient is an individual,<br>show any relationship to<br>any foundation manager<br>or substantial contributor | Foundation<br>status of<br>recipient | Purpose of grant or<br>contribution                            | Amount   |
|---|--|--------------------------------------|--|----------|
| CRISTO REY DE LA SALLE EAST BAY HIGH<br>SCHOOL, OAKLAND   |  | NC                                   | CLASSROOM FURNISHINGS  | 175,000. |
| DE MARILLAC ACADEMY                                       |  | NC                                   | CLASSROOM FURNISHINGS  | 100,000. |
| DUNN SCHOOL, LOS OLIVOS                                   |  | PC                                   | SOLAR ARRAY PROJECT  | 400,000. |
| EAST BAY CENTER FOR THE BLIND INC.                        |  | PC                                   | ROOFING PROJECT  | 23,673.  |
| EDGEWOOD CENTER FOR CHILDREN &<br>FAMILIES, SAN FRANCISCO |  | PC                                   | CONSTRUCTION OF<br>ON-SITE SENSORY<br>INTEGRATION SPACES       | 75,000.  |
| FIRST 5 SOLANO CHILDREN AND FAMILIES<br>COMMISSION        |  | GOV                                  | PURCHASE OF FURNITURE<br>FOR THE NEW VALLEJO<br>FIRST 5 CENTER | 100,000. |
| FOOD BANK OF CONTRA COSTA AND SOLANO,<br>CONCORD          |  | PC                                   | REFRIGERATED TRUCK   | 100,000. |
| GUIDE DOGS FOR THE BLIND, SAN RAFAEL                      |  | PC                                   | VAN PURCHASE   | 75,000.  |
| HOLY ANGELS SCHOOL, COLMA                                 |  | NC                                   | ROOF REPAIR  | 75,000.  |
| HONOLULU ACADEMY OF ARTS                                  |  | PC                                   | PRIORITY DEFERRED<br>MAINTENANCE                               | 130,000. |
| Total from continuation sheets                            |  |                                      |  |          |



**Part XV** Supplementary Information**3** Grants and Contributions Paid During the Year (Continuation)

| Recipient<br>Name and address (home or business) | If recipient is an individual,<br>show any relationship to<br>any foundation manager<br>or substantial contributor | Foundation<br>status of<br>recipient | Purpose of grant or<br>contribution   | Amount   |
|--|--|--------------------------------------|---|----------|
| LA CLINICA DE LA RAZA, OAKLAND                   |  | PC                                   | NEW CLINIC  | 150,000. |
| LICK-WILMERDING HIGH SCHOOL, SAN<br>FRANCISCO    |  | PC                                   | CAPITAL CAMPAIGN  | 100,000. |
| LIFE LEARNING ACADEMY                            |  | PC                                   | DORMITORY CONSTRUCTION  | 200,000. |
| LIGHTHOUSE COMMUNITY PUBLIC SCHOOLS              |  | PC                                   | FINAL STAGE OF<br>CONSTRUCTION OF<br>LODESTAR HIGH SCHOOL                               | 250,000. |
| LINCOLN, OAKLAND                                 |  | PC                                   | CAPITAL CAMPAIGN  | 75,000.  |
| LUMEN CHRISTI ACADEMIES                          |  | NC                                   | REPAIRS AT PITTSBURG<br>AND OAKLAND LOCATIONS<br>AND PURCHASE PORTABLES<br>IN SAN PABLO | 250,000. |
| MARIN HORIZON SCHOOL, MILL VALLEY                |  | PC                                   | CAPITAL CAMPAIGN  | 100,000. |
| MARIN HUMANE SOCEITY                             |  | PC                                   | RENOVATION OF THE<br>SMALL COMPANION AREA   | 15,000.  |
| MERCY FOUNDATION                                 |  | SO I                                 | DEBT REDUCTION FOR<br>CRISTO REY HIGH SCHOOL<br>CAMPUS CONSTRUCTION                     | 50,000.  |
| MISSION HOSPICE & HOME CARE INC                  |  | PC                                   | CAPITAL CAMPAIGN  | 100,000. |
| Total from continuation sheets                   |  |                                      |   |          |

**Part XV** Supplementary Information**3** Grants and Contributions Paid During the Year (Continuation)

| Recipient<br>Name and address (home or business)   | If recipient is an individual,<br>show any relationship to<br>any foundation manager<br>or substantial contributor | Foundation<br>status of<br>recipient | Purpose of grant or<br>contribution | Amount   |
|--|--|--------------------------------------|-------------------------------------|----------|
| NOTRE DAME HIGH SCHOOL, BELMONT                    |  | NC                                   | RESTROOM RENOVATIONS                | 200,000. |
| PRC  |  | PC                                   | CAPITAL CAMPAIGN                    | 125,000. |
| RAVENSWOOD FAMILY HEALTH CENTER, EAST<br>PALO ALTO |  | PC                                   | DENTAL CLINIC<br>EXPANSION          | 75,000.  |
| RIVER CITY FOOD BANK, SACRAMENTO                   |  | PC                                   | REFRIGERATED FOOD<br>TRUCK          | 50,000.  |
| SACRAMENTO LIFE CENTER                             |  | PC                                   | MORTGAGE ON MEDICAL<br>CLINIC       | 50,000.  |
| SAINT JOHN'S PROGRAM FOR REAL CHANGE               |  | PC                                   | EXPANSION OF NEW<br>BUILDING        | 100,000. |
| SAINT MARY'S COLLEGE                               |  | NC                                   | REMODELING OF<br>DORMITORY          | 250,000. |
| SAN FRANCISCO BALLET                               |  | PC                                   | ANNUAL GRANT                        | 40,000.  |
| SAN FRANCISCO FOOD BANK                            |  | PC                                   | CAPITAL CAMPAIGN                    | 205,000. |
| SAN FRANCISCO OPERA                                |  | PC                                   | ANNUAL GRANT                        | 40,000.  |
| Total from continuation sheets                     |  |                                      |                                     |          |

**Part XV Supplementary Information****3 Grants and Contributions Paid During the Year (Continuation)**

| Recipient<br>Name and address (home or business)                    | If recipient is an individual,<br>show any relationship to<br>any foundation manager<br>or substantial contributor | Foundation<br>status of<br>recipient | Purpose of grant or<br>contribution                         | Amount   |
|---|--|--------------------------------------|---|----------|
| SAN FRANCISCO PARKS ALLIANCE  |  | PC                                   | PLAYGROUND EQUIPMENT  | 180,000. |
| SAN FRANCISCO PARKS ALLIANCE  |  | PC                                   | PLAYGROUND EQUIPMENT  | 180,000. |
| SAN FRANCISCO SYMPHONY  |  | PC                                   | ANNUAL GRANT  | 40,000.  |
| SAN FRANCISCO WALDORF SCHOOL<br>ASSOCIATION                         |  | PC                                   | CAPITAL CAMPAIGN  | 200,000. |
| SAN FRANCISCO WALDORF SCHOOL<br>ASSOCIATION                         |  | PC                                   | CAPITAL CAMPAIGN  | 200,000. |
| SAN LEANDRO BOYS & GIRLS CLUB                                       |  | PC                                   | VISION 2020 CAPITAL<br>CAMPAIGN                             | 250,000. |
| SANTA ROSA MEMORIAL HOSPITAL  |  | NC                                   | 3D TOMOSYNTHESIS<br>MACHINE                                 | 100,000. |
| SEVEN TEPEES, SAN FRANCISCO   |  | PC                                   | 12-PASSENGER VAN  | 35,000.  |
| SIDE BY SIDE  |  | PC                                   | PURCHASE OF VAN FOR<br>THE IRENE M. HUNT<br>SCHOOL          | 27,000.  |
| SOCIETY OF ST. VINCENT DE PAUL<br>DISTRICT COUNCIL OF SONOMA COUNTY |  | PC                                   | CONVERSION OF MOTEL<br>INTO PERMANENT<br>SUPPORTIVE HOUSING | 100,000. |
| Total from continuation sheets                                      |  |                                      |   |          |

**Part XV Supplementary Information****3 Grants and Contributions Paid During the Year (Continuation)**

| Recipient<br>Name and address (home or business) | If recipient is an individual,<br>show any relationship to<br>any foundation manager<br>or substantial contributor | Foundation<br>status of<br>recipient | Purpose of grant or<br>contribution                                 | Amount   |
|--|--|--------------------------------------|---|----------|
| ST. ANTHONY FOUNDATION                           |  | NC                                   | ANNUAL GRANT  | 65,000.  |
| ST. PAUL'S DAY SCHOOL OF OAKLAND                 |  | PC                                   | ROOF REPLACEMENT  | 100,000. |
| ST. ROSE HOSPITAL, HAYWARD                       |  | PC                                   | LABORATORY RENOVATION   | 100,000. |
| ST. THOMAS MORE SCHOOL                           |  | NC                                   | SEISMIC RETROFIT<br>PROJECT   | 200,000. |
| STARVISTA  |  | PC                                   | CONVERSION OF RESTROOM  | 35,000.  |
| THE EXPLORATORIUM                                |  | PC                                   | UNDER PIER RENOVATION<br>PROJECT                                    | 100,000. |
| THE NATURE CONSERVANCY OF HAWAI'I                |  | NC                                   | CAPITAL CAMPAIGN  | 150,000. |
| THE SALVATION ARMY, A CALIFORNIA<br>CORPORATION  |  | PC                                   | ANNUAL GRANT  | 65,000.  |
| TIBURCIO VASQUEZ HEALTH CENTER, INC.             |  | PC                                   | EXPANSION AND<br>RENOVATION OF THE<br>SECOND FLOOR OF THE<br>CLINIC | 150,000. |
| UNIVERSITY OF THE PACIFIC, STOCKTON              |  | PC                                   | LIBRARY RENOVATION  | 200,000. |
| Total from continuation sheets                   |  |                                      |   |          |

**Part XV** Supplementary Information**3 Grants and Contributions Paid During the Year (Continuation)**

| Recipient<br>Name and address (home or business) | If recipient is an individual,<br>show any relationship to<br>any foundation manager<br>or substantial contributor | Foundation<br>status of<br>recipient | Purpose of grant or<br>contribution   | Amount    |
|--|--|--------------------------------------|---|-----------|
| VIA REHABILITATION SERVICES, INC.                |  | PC                                   | RENOVATIONS OF LIVING<br>LODGE  | 48,274.   |
| WEINGARTEN CHILDREN'S CENTER                     |  | PC                                   | FACILITY AND SECURITY<br>UPGRADES   | 50,000.   |
| YWCA SONOMA COUNTY, SANTA ROSA                   |  | PC                                   | CAPITAL IMPROVEMENTS  | 52,000.   |
| WEST COUNTY HEALTH CENTERS, INC.                 |  | PC                                   | TO SUPPORT THE CAPITAL<br>CAMPAIGN TO REBUILD<br>THE RUSSIAN RIVER<br>HEALTH CENTER | 100,000.  |
| GRANTS RESCINDED                                 |  |                                      | RESCINDED GRANT FROM<br>PRIOR YEARS   | -100,000. |
|  |  |                                      |   |           |
|  |  |                                      |   |           |
|  |  |                                      |   |           |
|  |  |                                      |   |           |
|  |  |                                      |   |           |
|  |  |                                      |   |           |
|  |  |                                      |   |           |
| Total from continuation sheets                   |  |                                      |   |           |

**Part XV** Supplementary Information

3a Grants and Contributions Paid During the Year Continuation of Purpose of Grant or Contribution

NAME OF RECIPIENT - SUTTER BAY MEDICAL FOUNDATION

3D TOMOSYNTHESIS MACHINE FOR THE CAROL ANN READ BREAST HEALTH PROGRAM

ON BEHALF OF THE ALTA BATES SUMMER MEDICAL CENTER



## Part XVII Information Regarding Transfers to and Transactions and Relationships With Noncharitable Exempt Organizations





- |          |  |              |            |           |
|----------|--|--------------|------------|-----------|
| <b>1</b> | Did the organization directly or indirectly engage in any of the following with any other organization described in section 501(c)(3) (other than section 501(c)(3) organizations) or in section 527, relating to political organizations?   |              | <b>Yes</b> | <b>No</b> |
|          |  |              |            |           |
| <b>a</b> | Transfers from the reporting foundation to a noncharitable exempt organization of:   |              |            |           |
|          | (1) Cash   | <b>1a(1)</b> |            | <b>X</b>  |
|          | (2) Other assets   | <b>1a(2)</b> |            | <b>X</b>  |
| <b>b</b> | Other transactions:  |              |            |           |
|          | (1) Sales of assets to a noncharitable exempt organization   | <b>1b(1)</b> |            | <b>X</b>  |
|          | (2) Purchases of assets from a noncharitable exempt organization   | <b>1b(2)</b> |            | <b>X</b>  |
|          | (3) Rental of facilities, equipment, or other assets   | <b>1b(3)</b> |            | <b>X</b>  |
|          | (4) Reimbursement arrangements   | <b>1b(4)</b> |            | <b>X</b>  |
|          | (5) Loans or loan guarantees   | <b>1b(5)</b> |            | <b>X</b>  |
|          | (6) Performance of services or membership or fundraising solicitations   | <b>1b(6)</b> |            | <b>X</b>  |
| <b>c</b> | Sharing of facilities, equipment, mailing lists, other assets, or paid employees   | <b>1c</b>    |            | <b>X</b>  |
| <b>d</b> | If the answer to any of the above is "Yes," complete the following schedule. Column (b) should always show the fair market value of the goods, other assets, or services given by the reporting foundation. If the foundation received less than fair market value in any transaction or sharing arrangement, show in column (d) the value of the goods, other assets, or services received. |              |            |           |

[illegible]

- 2a** Is the foundation directly or indirectly affiliated with, or related to, one or more tax-exempt organizations described in section 501(c) (other than section 501(c)(3)) or in section 527? ☐ Yes ☒ No
- b** If "Yes," complete the following schedule.

| (a) Name of organization | (b) Type of organization | (c) Description of relationship |
|--------------------------|--------------------------|---------------------------------|
| N/A                      |                          |                                 |
|                          |                          |                                 |
|                          |                          |                                 |
|                          |                          |                                 |
|                          |                          |                                 |

Under penalties of perjury, I declare that I have examined this return, including accompanying schedules and statements, and to the best of my knowledge and belief, it is true, correct, and complete. Declaration of preparer (other than taxpayer) is based on all information of which preparer has any knowledge.

**Sign Here**    

Signature of officer or trustee Date Title

**CHAIR**

May the IRS discuss this return with the preparer shown below? See instr.

☒ Yes ☐ No

|                                       |  |                      |          |   |                         |
|---------------------------------------|--|----------------------|----------|---|-------------------------|
| <b>Paid<br/>Preparer<br/>Use Only</b> | Print/Type preparer's name   | Preparer's signature | Date     | Check <input type="checkbox"/> if self-employed | PTIN                    |
|                                       | DAVID S. TALLMAN   | DAVID S. TALLMAN     | 11/02/20 |   | P00625362               |
|                                       | Firm's name ▶ NAVOLIO & TALLMAN LLP                                  |                      |          |   | Firm's EIN ▶ 26-1367143 |
|                                       | Firm's address ▶ 201 MISSION ST., STE 650<br>SAN FRANCISCO, CA 94105 |                      |          | Phone no. (415) 956-1750                        |                         |



## FORM 990-PF INTEREST ON SAVINGS AND TEMPORARY CASH INVESTMENTS STATEMENT 1

| SOURCE                  | (A)<br>REVENUE<br>PER BOOKS | (B)<br>NET INVESTMENT<br>INCOME | (C)<br>ADJUSTED<br>NET INCOME |
|-------------------------|-----------------------------|---------------------------------|-------------------------------|
| WELLS FARGO #1122       | 2,947.                      | 2,947.                          |                               |
| WELLS FARGO #8843       | 53.                         | 53.                             |                               |
| TOTAL TO PART I, LINE 3 | 3,000.                      | 3,000.                          |                               |

## FORM 990-PF DIVIDENDS AND INTEREST FROM SECURITIES STATEMENT 2

| SOURCE  | GROSS<br>AMOUNT | CAPITAL<br>GAINS<br>DIVIDENDS | (A)<br>REVENUE<br>PER BOOKS | (B)<br>NET INVEST-<br>MENT INCOME | (C)<br>ADJUSTED<br>NET INCOME |
|---|-----------------|-------------------------------|-----------------------------|-----------------------------------|-------------------------------|
| UNDERSTATED<br>INTEREST                       | 3,653.          | 0.                            | 3,653.                      | 3,653.                            |                               |
| WELLS FARGO #0563<br>- ACQUISITION<br>PREMIUM | -231.           | 0.                            | -231.                       | -231.                             |                               |
| WELLS FARGO #0563<br>- DIVIDENDS              | 1,807,373.      | 0.                            | 1,807,373.                  | 1,807,373.                        |                               |
| WELLS FARGO #0563<br>- INTEREST               | 955,979.        | 0.                            | 955,979.                    | 955,979.                          |                               |
| WELLS FARGO #0563<br>- OID INTEREST           | 2,700.          | 0.                            | 2,700.                      | 2,700.                            |                               |
| WELLS FARGO #0563<br>- U.S. INTEREST          | 355,200.        | 0.                            | 355,200.                    | 355,200.                          |                               |
| TO PART I, LINE 4                             | 3,124,674.      | 0.                            | 3,124,674.                  | 3,124,674.                        |                               |

## FORM 990-PF LEGAL FEES STATEMENT 3

| DESCRIPTION                | (A)<br>EXPENSES<br>PER BOOKS | (B)<br>NET INVEST-<br>MENT INCOME | (C)<br>ADJUSTED<br>NET INCOME | (D)<br>CHARITABLE<br>PURPOSES |
|----------------------------|------------------------------|-----------------------------------|-------------------------------|-------------------------------|
| LEGAL FEES                 | 12,133.                      | 4,853.                            |                               | 7,280.                        |
| TO FM 990-PF, PG 1, LN 16A | 12,133.                      | 4,853.                            |                               | 7,280.                        |

---



---

|             |                 |           |   |
|-------------|-----------------|-----------|---|
| FORM 990-PF | ACCOUNTING FEES | STATEMENT | 4 |
|-------------|-----------------|-----------|---|

---

| DESCRIPTION                  | (A)<br>EXPENSES<br>PER BOOKS | (B)<br>NET INVEST-<br>MENT INCOME | (C)<br>ADJUSTED<br>NET INCOME | (D)<br>CHARITABLE<br>PURPOSES |
|------------------------------|------------------------------|-----------------------------------|-------------------------------|-------------------------------|
| ACCOUNTING FEES              | 38,150.                      | 15,260.                           |                               | 22,890.                       |
| TO FORM 990-PF, PG 1, LN 16B | 38,150.                      | 15,260.                           |                               | 22,890.                       |

---



---



---



---

|             |                         |           |   |
|-------------|-------------------------|-----------|---|
| FORM 990-PF | OTHER PROFESSIONAL FEES | STATEMENT | 5 |
|-------------|-------------------------|-----------|---|

---

| DESCRIPTION                  | (A)<br>EXPENSES<br>PER BOOKS | (B)<br>NET INVEST-<br>MENT INCOME | (C)<br>ADJUSTED<br>NET INCOME | (D)<br>CHARITABLE<br>PURPOSES |
|------------------------------|------------------------------|-----------------------------------|-------------------------------|-------------------------------|
| INVESTMENT ADVISORY FEES     | 331,768.                     | 331,768.                          |                               | 0.                            |
| REAL ESTATE BROKER FEES      | 14,847.                      | 5,939.                            |                               | 8,908.                        |
| FOUNDATION MANAGEMENT        | 202,200.                     | 40,440.                           |                               | 161,760.                      |
| TO FORM 990-PF, PG 1, LN 16C | 548,815.                     | 378,147.                          |                               | 170,668.                      |

---



---



---



---

|             |       |           |   |
|-------------|-------|-----------|---|
| FORM 990-PF | TAXES | STATEMENT | 6 |
|-------------|-------|-----------|---|

---

| DESCRIPTION                 | (A)<br>EXPENSES<br>PER BOOKS | (B)<br>NET INVEST-<br>MENT INCOME | (C)<br>ADJUSTED<br>NET INCOME | (D)<br>CHARITABLE<br>PURPOSES |
|-----------------------------|------------------------------|-----------------------------------|-------------------------------|-------------------------------|
| FEDERAL EXCISE TAX          | 155,000.                     | 0.                                |                               | 0.                            |
| FOREIGN TAX PAID            | 80,769.                      | 80,769.                           |                               | 0.                            |
| STATE TAX AND FILING FEES   | 560.                         | 560.                              |                               | 0.                            |
| TO FORM 990-PF, PG 1, LN 18 | 236,329.                     | 81,329.                           |                               | 0.                            |

---



---

|             |                |           |   |
|-------------|----------------|-----------|---|
| FORM 990-PF | OTHER EXPENSES | STATEMENT | 7 |
|-------------|----------------|-----------|---|

| DESCRIPTION                 | (A)<br>EXPENSES<br>PER BOOKS | (B)<br>NET INVEST-<br>MENT INCOME | (C)<br>ADJUSTED<br>NET INCOME | (D)<br>CHARITABLE<br>PURPOSES |
|-----------------------------|------------------------------|-----------------------------------|-------------------------------|-------------------------------|
| INSURANCE                   | 12,063.                      | 4,825.                            |                               | 7,238.                        |
| MAINTENANCE - PAUL I. FAGAN |                              |                                   |                               |                               |
| MEMORIAL PARK               | 4,500.                       | 0.                                |                               | 4,500.                        |
| OFFICE EXPENSES             | 802.                         | 321.                              |                               | 481.                          |
| PERSONNEL EXPENSES          | 10,492.                      | 10,492.                           |                               | 0.                            |
| TO FORM 990-PF, PG 1, LN 23 | 27,857.                      | 15,638.                           |                               | 12,219.                       |

|             |  |           |   |
|-------------|--|-----------|---|
| FORM 990-PF | U.S. AND STATE/CITY GOVERNMENT OBLIGATIONS | STATEMENT | 8 |
|-------------|--|-----------|---|

| DESCRIPTION                                      | U.S.<br>GOV'T | OTHER<br>GOV'T | BOOK VALUE  | FAIR MARKET<br>VALUE |
|--|---------------|----------------|-------------|----------------------|
| CALIFORNIA ST BUILD AMERICA BONDS                |               | X              |             |                      |
| 11/01/21   |               |                | 712,524.    | 642,228.             |
| IMPAC SECD ASSETS CORP. VAR.%                    | X             |                | 68,286.     | 68,443.              |
| MILLBRAE CA SCH DIST 5.400%                      |               | X              |             |                      |
| 7/01/2020  |               |                | 585,885.    | 508,880.             |
| RIVERSIDE CA CMNTY CLG DIST 3.158%               |               | X              |             |                      |
| 8/01/21  |               |                | 355,712.    | 358,096.             |
| SAN MATEO CA UNION HIGH SCH DI                   |               | X              |             |                      |
| 2.720% 9/91/2021                                 |               |                | 519,565.    | 507,520.             |
| US TREASURY BILL 0% 02/13/2020                   | X             |                | 27,900,628. | 27,951,560.          |
| TOTAL U.S. GOVERNMENT OBLIGATIONS                |               |                | 27,968,914. | 28,020,003.          |
| TOTAL STATE AND MUNICIPAL GOVERNMENT OBLIGATIONS |               |                | 2,173,686.  | 2,016,724.           |
| TOTAL TO FORM 990-PF, PART II, LINE 10A          |               |                | 30,142,600. | 30,036,727.          |

|             |                 |           |   |
|-------------|-----------------|-----------|---|
| FORM 990-PF | CORPORATE STOCK | STATEMENT | 9 |
|-------------|-----------------|-----------|---|

| DESCRIPTION                | BOOK VALUE | FAIR MARKET<br>VALUE |
|----------------------------|------------|----------------------|
| 3M COMPANY                 | 368,170.   | 882,100.             |
| ABBOTT LABS                | 414,559.   | 1,563,480.           |
| ABBVIE INC                 | 374,502.   | 1,328,100.           |
| AIR PRODUCTS AND CHEMICALS | 435,962.   | 1,879,920.           |
| ALERIAN MLP ETF            | 1,470,290. | 1,381,250.           |

|   |             |             |
|---|-------------|-------------|
| ALPHABET INC CLASS A                        | 281,223.    | 1,674,237.  |
| ALPHABET INC CLASS C                        | 280,228.    | 1,675,286.  |
| APPLE INC                                   | 326,217.    | 1,468,250.  |
| ARISTA NETWORKS INC                         | 486,137.    | 1,525,500.  |
| BERKSHIRE HATHAWAY INC DEL                  | 424,005.    | 1,697,950.  |
| BROADCOM INC                                | 1,454,322.  | 1,580,100.  |
| CATERPILLAR INC                             | 213,682.    | 1,033,760.  |
| CHEVRON CORP                                | 364,151.    | 1,807,650.  |
| COMCAST CORP CLASS A                        | 339,675.    | 1,573,950.  |
| CVS HEALTH CORP                             | 1,109,682.  | 1,114,350.  |
| DU PONT E I DE NEMOURS & CO                 | 214,474.    | 274,327.    |
| EXXON MOBIL CORP                            | 2,251,422.  | 2,093,400.  |
| GENERAL MILLS INC.                          | 853,070.    | 1,071,200.  |
| GENERAL MOTORS CO (GM)                      | 809,172.    | 767,246.    |
| HAIN CELESTIAL GROUP                        | 881,073.    | 583,987.    |
| INTEL CORPORATION                           | 501,995.    | 1,496,250.  |
| ISHARES EMERGING MARKETS DIVIDEND ETF       | 593,910.    | 609,300.    |
| ISHARES INTERNATIONAL SELECT DIVIDEND ETF   | 492,870.    | 503,550.    |
| ISHARES NASDAQ BIOTECHNOLOGY ETF            | 1,360,457.  | 1,807,650.  |
| JOHNSON & JOHNSON                           | 639,652.    | 1,458,700.  |
| JPMORGAN CHASE & CO                         | 689,550.    | 2,091,000.  |
| MOTORS LIQ CO GUC TR                        | 8,328.      | 13,638.     |
| NOVARTIS AG - ADR                           | 1,265,727.  | 1,893,800.  |
| PEPSICO INC.                                | 525,851.    | 1,366,700.  |
| PFIZER INC                                  | 1,045,398.  | 1,371,300.  |
| PHILIP MORRIS INTERNATIONAL IN              | 1,845,833.  | 1,914,525.  |
| PROCTER & GAMBLE CO                         | 29,535.     | 1,498,800.  |
| SAP SE                                      | 822,347.    | 1,339,900.  |
| SPDR S&P EMERGING MARKETS DIV ETF           | 994,770.    | 963,000.    |
| TOTAL S.A. ADR                              | 1,727,740.  | 1,659,000.  |
| UNITED TECHNOLOGIES CORP                    | 254,572.    | 1,497,600.  |
| VANGUARD FTSE ALL WORLD EX-US SMALL CAP ETF | 855,011.    | 889,400.    |
| VANGUARD FTSE ALL-WORLD EX-US ETF           | 999,711.    | 1,111,000.  |
| VANGUARD INTL EQUITY INDEX                  | 953,219.    | 1,075,000.  |
| VANGUARD REAL ESTATE ETF                    | 1,786,175.  | 2,319,750.  |
| VERIZON COMMUNICATIONS                      | 1,987,518.  | 2,763,000.  |
| VISA INC-CLASS A SHRS                       | 423,623.    | 1,691,100.  |
| WALT DISNEY CO                              | 1,972,085.  | 2,169,450.  |
| WELLS FARGO & CO                            | 12,809.     | 1,775,400.  |
| ZIMMER HOLDINGS INC.                        | 475,466.    | 1,122,600.  |
| TOTAL TO FORM 990-PF, PART II, LINE 10B     | 35,616,168. | 63,377,456. |

## FORM 990-PF

## CORPORATE BONDS

## STATEMENT 10

| DESCRIPTION  | BOOK VALUE  | FAIR MARKET VALUE |
|--|-------------|-------------------|
| AMGEN INC 3.450% 10/01/20                              | 522,520.    | 505,730.          |
| APPLIED MATERIALS INC 4.300% 6/15/21                   | 548,045.    | 517,410.          |
| AT&T INC 4.45% 05/15/2021 AT&T INC 4.45%<br>05/15/2021 | 547,772.    | 516,210.          |
| BANK OF NOVA SCOTIA 2.8% 7/21/2021                     | 507,415.    | 507,520.          |
| BARCLAYS BANK PLC 3.750% 7/28/20                       | 499,468.    | 505,605.          |
| BECTON DICKINSON 3.250% 11/12/20                       | 521,770.    | 504,685.          |
| BIO-RAD LABS 4.875% 12/15/20                           | 541,500.    | 512,375.          |
| BLACKROCK INC 3.375% 6/01/22                           | 208,817.    | 207,296.          |
| BROADCOM CORP/BROADCOM CAYMAN 2.375% 01/15/2020        | 495,780.    | 500,025.          |
| BURLINGTON NORTHERN 8.125% 4/15/20                     | 327,750.    | 254,385.          |
| CARDINAL HEALTH INC 4.625% 12/15/20                    | 540,295.    | 512,100.          |
| CITIGROUP INC 2.400% 2/18/20                           | 508,080.    | 500,200.          |
| COCA-COLA CO/THE 3.3% 9/01/2021                        | 514,735.    | 512,390.          |
| CONSTELLATION ENERGY 5.150% 12/1/20                    | 494,275.    | 510,045.          |
| CVS HEALTH CORP 2.800% 7/20/20                         | 512,055.    | 501,425.          |
| EBAY INC 3.250% 10/15/20                               | 511,905.    | 503,215.          |
| ESCROW GM CORP SR                                      | 1,132,927.  | 11,250.           |
| EXPRESS SCRIPTS HOLDING 3.300% 2/25/21                 | 513,575.    | 506,300.          |
| GAP INC/THE 5.950% 4/12/21                             | 535,995.    | 518,925.          |
| GENERAL DYNAMICS CORP 3.875% 7/15/21                   | 539,370.    | 513,590.          |
| HSBC HOLDINGS PLC 2.950% 5/25/2021                     | 513,520.    | 506,350.          |
| LABORATORY CORP OF AMER 3.200% 2/1/22                  | 511,775.    | 511,420.          |
| LOCKHEED MARTIN CORP 3.35% 9/15/2021                   | 505,365.    | 512,525.          |
| MOLSON COORS BREWING CO 3.500% 5/01/22                 | 508,830.    | 514,045.          |
| MORGAN STANLEY 4.875% 11/01/22                         | 551,700.    | 535,755.          |
| PFIZER INC 2.7% 3/11/2022                              | 510,325.    | 510,550.          |
| ROPER TECHNOLOGIES INC 2.8% 12/15/2021                 | 493,830.    | 507,450.          |
| SAN DIEGO G&E 3.000% 8/15/2021                         | 507,710.    | 506,945.          |
| SYMANTEC CORP 4.200% 9/15/20                           | 525,475.    | 505,915.          |
| UNITEDHEALTH GROUP INC 4.7% 2/15/2021                  | 516,695.    | 512,785.          |
| VIACOM INC 4.250 9/01/23                               | 517,650.    | 532,535.          |
| WALGREEN CO 3.100% 9/15/22                             | 989,660.    | 1,020,900.        |
| XEROX CORPORATION 4.500% 5/15/21                       | 522,745.    | 513,490.          |
| ZIMMER BIOMET HOLDINGS INC 2.7% 4/01/2020              | 497,355.    | 500,325.          |
| TOTAL TO FORM 990-PF, PART II, LINE 10C                | 18,196,684. | 16,811,671.       |

---



---

FORM 990-PF      PART VIII - LIST OF OFFICERS, DIRECTORS      STATEMENT 11  
TRUSTEES AND FOUNDATION MANAGERS

---

| NAME AND ADDRESS  | TITLE AND<br>AVRG HRS/WK               | COMPEN-<br>SATION | EMPLOYEE<br>BEN PLAN<br>CONTRIB | EXPENSE<br>ACCOUNT |
|---|--|-------------------|---------------------------------|--------------------|
| JANE OLDS BOGART<br>1660 BUSH STREET, SUITE 300<br>SAN FRANCISCO, CA 94109    | CHAIR<br>5.00                          | 0.                | 0.                              | 0.                 |
| WILLIAM L. OLDS III<br>1660 BUSH STREET, SUITE 300<br>SAN FRANCISCO, CA 94109 | TRUSTEE<br>5.00                        | 0.                | 0.                              | 0.                 |
| ANTHONY O. ZANZE<br>1660 BUSH STREET, SUITE 300<br>SAN FRANCISCO, CA 94109    | TRUSTEE, AUDIT COMMITTEE CHAIR<br>5.00 | 0.                | 0.                              | 0.                 |
| JAMES F. ZANZE<br>1660 BUSH STREET, SUITE 300<br>SAN FRANCISCO, CA 94109      | TRUSTEE<br>5.00                        | 0.                | 0.                              | 0.                 |
| MICHELLE SAUGER<br>1660 BUSH STREET, SUITE 300<br>SAN FRANCISCO, CA 94109     | TRUSTEE<br>5.00                        | 0.                | 0.                              | 0.                 |
| TOTALS INCLUDED ON 990-PF, PAGE 6, PART VIII                                  |  | 0.                | 0.                              | 0.                 |

FORM 990-PF

GRANT APPLICATION SUBMISSION INFORMATION  
PART XV, LINES 2A THROUGH 2D

STATEMENT 12

---

NAME AND ADDRESS OF PERSON TO WHOM APPLICATIONS SHOULD BE SUBMITTED

---

MELISSA MORAZAN, SENIOR PROGRAM OFFICER  
1660 BUSH STREET, SUITE 300  
SAN FRANCISCO, CA 94109

---

TELEPHONE NUMBER

---

415 (561)-6540

---

EMAIL ADDRESS

---

MMORAZAN@PFS-LLC.NET

---

FORM AND CONTENT OF APPLICATIONS

---

1. EXPRESSION OF INTEREST REQUIRES SUMMARY LETTER ONLY.
2. COMPLETE PROPOSAL: INCLUDING CURRENT FINANCIAL STATEMENTS AND BUDGET; LIST OF OFFICERS, DIRECTORS AND/OR TRUSTEES; COPIES OF FEDERAL AND STATE TAX EXEMPTION LETTERS; AND COMPLETE JUSTIFICATION FOR REQUEST, HISTORY OF ORGANIZATION, AND A DESCRIPTION OF ITS ACTIVITIES.
3. APPLICATION INFORMATION, GO TO [WWW.WILLIAMGIRWINFOUNDATION.ORG](http://WWW.WILLIAMGIRWINFOUNDATION.ORG)

---

ANY SUBMISSION DEADLINES

---

APPROXIMATELY 4 TO 6 WEEKS PRIOR TO MEETING DATE. MEETINGS ARE HELD  
APPROXIMATELY EVERY 3 MONTHS.

---

RESTRICTIONS AND LIMITATIONS ON AWARDS

---

1. GRANTS ARE RESTRICTED TO CHARITABLE USES IN THE STATES OF CALIFORNIA AND HAWAII.
2. IT IS NOT A FOUNDATION POLICY TO APPROVE GRANTS FOR INDIVIDUALS OR SCHOLARSHIPS.
3. A WAITING PERIOD OF TWELVE (12) MONTHS IS REQUIRED BETWEEN PROPOSAL SUBMISSIONS.