





For calendar year 2019, or tax year beginning 01-01-2019, and ending 12-31-2019

Name of foundation KEITH & MARY KAY MCCAUFAMILY FOUND		A Employer identification number 91-1920617	
Number and street (or P.O. box number if mail is not delivered to street address) 201 TERRY AVENUE NORTH SUITE A		Room/suite	B Telephone number (see instructions) (206) 282-1001
City or town, state or province, country, and ZIP or foreign postal code SEATTLE, WA 981095208		C If exemption application is pending, check here ▶ <input type="checkbox"/>	
G Check all that apply: <input type="checkbox"/> Initial return <input type="checkbox"/> Final return <input type="checkbox"/> Address change <input type="checkbox"/> Initial return of a former public charity <input type="checkbox"/> Amended return <input type="checkbox"/> Name change		D 1. Foreign organizations, check here..... ▶ <input type="checkbox"/> 2. Foreign organizations meeting the 85% test, check here and attach computation ... ▶ <input type="checkbox"/>	
H Check type of organization: <input checked="" type="checkbox"/> Section 501(c)(3) exempt private foundation <input type="checkbox"/> Section 4947(a)(1) nonexempt charitable trust <input type="checkbox"/> Other taxable private foundation		E If private foundation status was terminated under section 507(b)(1)(A), check here ▶ <input type="checkbox"/>	
I Fair market value of all assets at end of year (from Part II, col. (c), line 16) ▶ \$ 29,431,944		F If the foundation is in a 60-month termination under section 507(b)(1)(B), check here ▶ <input type="checkbox"/>	
J Accounting method: <input checked="" type="checkbox"/> Cash <input type="checkbox"/> Accrual <input type="checkbox"/> Other (specify) _____ (Part I, column (d) must be on cash basis.)			

Part I Analysis of Revenue and Expenses (The total of amounts in columns (b), (c), and (d) may not necessarily equal the amounts in column (a) (see instructions).)		(a) Revenue and expenses per books	(b) Net investment income	(c) Adjusted net income	(d) Disbursements for charitable purposes (cash basis only)
Revenue	1 Contributions, gifts, grants, etc., received (attach schedule)				
	2 Check <input checked="" type="checkbox"/> if the foundation is not required to attach Sch. B				
	3 Interest on savings and temporary cash investments	182,915	182,915		
	4 Dividends and interest from securities	455,892	455,892		
	5a Gross rents				
	b Net rental income or (loss) _____				
	6a Net gain or (loss) from sale of assets not on line 10 _____	1,422,617			
	b Gross sales price for all assets on line 6a _____ 22,642,625				
	7 Capital gain net income (from Part IV, line 2)		1,422,617		
	8 Net short-term capital gain				
	9 Income modifications				
	10a Gross sales less returns and allowances _____				
Operating and Administrative Expenses	b Less: Cost of goods sold				
	c Gross profit or (loss) (attach schedule)				
	11 Other income (attach schedule)				
	12 Total. Add lines 1 through 11	2,061,424	2,061,424		
	13 Compensation of officers, directors, trustees, etc.				
	14 Other employee salaries and wages				
	15 Pension plans, employee benefits				
	16a Legal fees (attach schedule)	231			231
	b Accounting fees (attach schedule)	3,200			3,200
	c Other professional fees (attach schedule)	96,477	96,477		
	17 Interest	31	31		
	18 Taxes (attach schedule) (see instructions)	12,730	6,966		
	19 Depreciation (attach schedule) and depletion				
	20 Occupancy				
	21 Travel, conferences, and meetings				
	22 Printing and publications				
	23 Other expenses (attach schedule)	25			25
	24 Total operating and administrative expenses. Add lines 13 through 23	112,694	103,474		3,456
	25 Contributions, gifts, grants paid	1,391,000			1,391,000
	26 Total expenses and disbursements. Add lines 24 and 25	1,503,694	103,474		1,394,456
	27 Subtract line 26 from line 12:				
	a Excess of revenue over expenses and disbursements	557,730			
	b Net investment income (if negative, enter -0-)		1,957,950		
	c Adjusted net income (if negative, enter -0-)				

Part II Balance Sheets		Attached schedules and amounts in the description column should be for end-of-year amounts only. (See instructions.)		
		Beginning of year	End of year	
		(a) Book Value	(b) Book Value	(c) Fair Market Value
Assets	1 Cash—non-interest-bearing	344,036	252,544	252,544
	2 Savings and temporary cash investments	803,888	2,892,320	2,892,320
	3 Accounts receivable ▶ _____ Less: allowance for doubtful accounts ▶ _____			
	4 Pledges receivable ▶ _____ Less: allowance for doubtful accounts ▶ _____			
	5 Grants receivable			
	6 Receivables due from officers, directors, trustees, and other disqualified persons (attach schedule) (see instructions)			
	7 Other notes and loans receivable (attach schedule) ▶ _____ Less: allowance for doubtful accounts ▶ _____			
	8 Inventories for sale or use			
	9 Prepaid expenses and deferred charges			
	10a Investments—U.S. and state government obligations (attach schedule)	4,218,465	2,405,185	2,405,185
	b Investments—corporate stock (attach schedule)	7,561,431 	15,852,294	15,852,294
	c Investments—corporate bonds (attach schedule)	4,639,170 	2,012,502	2,012,502
	11 Investments—land, buildings, and equipment: basis ▶ _____ Less: accumulated depreciation (attach schedule) ▶ _____			
	12 Investments—mortgage loans			
	13 Investments—other (attach schedule)	8,884,319 	6,017,099	6,017,099
	14 Land, buildings, and equipment: basis ▶ _____ Less: accumulated depreciation (attach schedule) ▶ _____			
15 Other assets (describe ▶ _____)				
16 Total assets (to be completed by all filers—see the instructions. Also, see page 1, item I)	26,451,309	29,431,944	29,431,944	
Liabilities	17 Accounts payable and accrued expenses			
	18 Grants payable			
	19 Deferred revenue			
	20 Loans from officers, directors, trustees, and other disqualified persons			
	21 Mortgages and other notes payable (attach schedule)			
	22 Other liabilities (describe ▶ _____)			
	23 Total liabilities (add lines 17 through 22)		0	
Net Assets or Fund Balances	Foundations that follow FASB ASC 958, check here ▶ <input checked="" type="checkbox"/> and complete lines 24, 25, 29 and 30.			
	24 Net assets without donor restrictions	26,451,309	29,431,944	
	25 Net assets with donor restrictions			
	Foundations that do not follow FASB ASC 958, check here ▶ <input type="checkbox"/> and complete lines 26 through 30.			
	26 Capital stock, trust principal, or current funds			
	27 Paid-in or capital surplus, or land, bldg., and equipment fund			
	28 Retained earnings, accumulated income, endowment, or other funds			
	29 Total net assets or fund balances (see instructions)	26,451,309	29,431,944	
30 Total liabilities and net assets/fund balances (see instructions) .	26,451,309	29,431,944		

Part III Analysis of Changes in Net Assets or Fund Balances

1 Total net assets or fund balances at beginning of year—Part II, column (a), line 29 (must agree with end-of-year figure reported on prior year's return)	1	26,451,309
2 Enter amount from Part I, line 27a	2	557,730
3 Other increases not included in line 2 (itemize) ▶ _____ 	3	2,422,905
4 Add lines 1, 2, and 3	4	29,431,944
5 Decreases not included in line 2 (itemize) ▶ _____	5	
6 Total net assets or fund balances at end of year (line 4 minus line 5)—Part II, column (b), line 29 .	6	29,431,944

Part IV Capital Gains and Losses for Tax on Investment Income

(a) List and describe the kind(s) of property sold (e.g., real estate, 2-story brick warehouse; or common stock, 200 shs. MLC Co.)	(b) How acquired P—Purchase D—Donation	(c) Date acquired (mo., day, yr.)	(d) Date sold (mo., day, yr.)
1a See Additional Data Table			
b			
c			
d			
e			

(e) Gross sales price	(f) Depreciation allowed (or allowable)	(g) Cost or other basis plus expense of sale	(h) Gain or (loss) (e) plus (f) minus (g)
a See Additional Data Table			
b			
c			
d			
e			

Complete only for assets showing gain in column (h) and owned by the foundation on 12/31/69			(l) Gains (Col. (h) gain minus col. (k), but not less than -0-) or Losses (from col.(h))
(i) F.M.V. as of 12/31/69	(j) Adjusted basis as of 12/31/69	(k) Excess of col. (i) over col. (j), if any	
a See Additional Data Table			
b			
c			
d			
e			

2 Capital gain net income or (net capital loss)	{ If gain, also enter in Part I, line 7 If (loss), enter -0- in Part I, line 7 }	2	1,422,617
3 Net short-term capital gain or (loss) as defined in sections 1222(5) and (6): If gain, also enter in Part I, line 8, column (c) (see instructions). If (loss), enter -0- in Part I, line 8		3	-282,654

Part V Qualification Under Section 4940(e) for Reduced Tax on Net Investment Income

(For optional use by domestic private foundations subject to the section 4940(a) tax on net investment income.)

If section 4940(d)(2) applies, leave this part blank.

Was the foundation liable for the section 4942 tax on the distributable amount of any year in the base period?



Yes



No

If "Yes," the foundation does not qualify under section 4940(e). Do not complete this part.

1 Enter the appropriate amount in each column for each year; see instructions before making any entries.

(a) Base period years Calendar year (or tax year beginning in)	(b) Adjusted qualifying distributions	(c) Net value of noncharitable-use assets	(d) Distribution ratio (col. (b) divided by col. (c))
2018	1,420,014	28,625,360	0.049607
2017	1,397,234	28,368,856	0.049252
2016	1,326,123	27,123,997	0.048891
2015	1,121,565	27,968,346	0.040101
2014	1,410,100	28,659,878	0.049201

2 Total of line 1, column (d)	2	0.237052
3 Average distribution ratio for the 5-year base period—divide the total on line 2 by 5.0, or by the number of years the foundation has been in existence if less than 5 years	3	0.047410
4 Enter the net value of noncharitable-use assets for 2019 from Part X, line 5	4	28,300,981
5 Multiply line 4 by line 3	5	1,341,750
6 Enter 1% of net investment income (1% of Part I, line 27b)	6	19,580
7 Add lines 5 and 6	7	1,361,330
8 Enter qualifying distributions from Part XII, line 4	8	1,394,456

If line 8 is equal to or greater than line 7, check the box in Part VI, line 1b, and complete that part using a 1% tax rate. See the Part VI instructions.

Part VI Excise Tax Based on Investment Income (Section 4940(a), 4940(b), 4940(e), or 4948—see instructions)

1a	Exempt operating foundations described in section 4940(d)(2), check here <input type="checkbox"/> and enter "N/A" on line 1. Date of ruling or determination letter: _____ (attach copy of letter if necessary—see instructions)		
b	Domestic foundations that meet the section 4940(e) requirements in Part V, check here <input checked="" type="checkbox"/> and enter 1% of Part I, line 27b	1	19,580
c	All other domestic foundations enter 2% of line 27b. Exempt foreign organizations enter 4% of Part I, line 12, col. (b)		
2	Tax under section 511 (domestic section 4947(a)(1) trusts and taxable foundations only. Others enter -0-)	2	
3	Add lines 1 and 2.	3	19,580
4	Subtitle A (income) tax (domestic section 4947(a)(1) trusts and taxable foundations only. Others enter -0-)	4	
5	Tax based on investment income. Subtract line 4 from line 3. If zero or less, enter -0-	5	19,580
6	Credits/Payments:		
a	2019 estimated tax payments and 2018 overpayment credited to 2019	6a	9,000
b	Exempt foreign organizations—tax withheld at source	6b	
c	Tax paid with application for extension of time to file (Form 8868)	6c	22,000
d	Backup withholding erroneously withheld	6d	
7	Total credits and payments. Add lines 6a through 6d.	7	31,000
8	Enter any penalty for underpayment of estimated tax. Check here <input checked="" type="checkbox"/> if Form 2220 is attached.	8	4
9	Tax due. If the total of lines 5 and 8 is more than line 7, enter amount owed ▶	9	
10	Overpayment. If line 7 is more than the total of lines 5 and 8, enter the amount overpaid ▶	10	11,416
11	Enter the amount of line 10 to be: Credited to 2020 estimated tax ▶ 11,416 Refunded ▶	11	

Part VII-A Statements Regarding Activities

	Yes	No
1a During the tax year, did the foundation attempt to influence any national, state, or local legislation or did it participate or intervene in any political campaign?		No
b Did it spend more than \$100 during the year (either directly or indirectly) for political purposes? (see Instructions for definition). <i>If the answer is "Yes" to 1a or 1b, attach a detailed description of the activities and copies of any materials published or distributed by the foundation in connection with the activities.</i>		No
c Did the foundation file Form 1120-POL for this year?		No
d Enter the amount (if any) of tax on political expenditures (section 4955) imposed during the year: (1) On the foundation. ▶ \$ _____ (2) On foundation managers. ▶ \$ _____		
e Enter the reimbursement (if any) paid by the foundation during the year for political expenditure tax imposed on foundation managers. ▶ \$ _____		
2 Has the foundation engaged in any activities that have not previously been reported to the IRS? <i>If "Yes," attach a detailed description of the activities.</i>		No
3 Has the foundation made any changes, not previously reported to the IRS, in its governing instrument, articles of incorporation, or bylaws, or other similar instruments? <i>If "Yes," attach a conformed copy of the changes</i>		No
4a Did the foundation have unrelated business gross income of \$1,000 or more during the year?		No
b If "Yes," has it filed a tax return on Form 990-T for this year?		
5 Was there a liquidation, termination, dissolution, or substantial contraction during the year? <i>If "Yes," attach the statement required by General Instruction T.</i>		No
6 Are the requirements of section 508(e) (relating to sections 4941 through 4945) satisfied either: • By language in the governing instrument, or • By state legislation that effectively amends the governing instrument so that no mandatory directions that conflict with the state law remain in the governing instrument?	Yes	
7 Did the foundation have at least \$5,000 in assets at any time during the year? <i>If "Yes," complete Part II, col. (c), and Part XV.</i>	Yes	
8a Enter the states to which the foundation reports or with which it is registered (see instructions) ▶ WA _____		
b If the answer is "Yes" to line 7, has the foundation furnished a copy of Form 990-PF to the Attorney General (or designate) of each state as required by General Instruction G? <i>If "No," attach explanation .</i>	Yes	
9 Is the foundation claiming status as a private operating foundation within the meaning of section 4942(j)(3) or 4942(j)(5) for calendar year 2019 or the taxable year beginning in 2019? See the instructions for Part XIV. <i>If "Yes," complete Part XIV</i>		No
10 Did any persons become substantial contributors during the tax year? <i>If "Yes," attach a schedule listing their names and addresses.</i>		No

Part VII-A Statements Regarding Activities (continued)

11	At any time during the year, did the foundation, directly or indirectly, own a controlled entity within the meaning of section 512(b)(13)? If "Yes," attach schedule. See instructions.	11		No
12	Did the foundation make a distribution to a donor advised fund over which the foundation or a disqualified person had advisory privileges? If "Yes," attach statement. See instructions	12		No
13	Did the foundation comply with the public inspection requirements for its annual returns and exemption application? Website address ► <u>N/A</u>	13	Yes	
14	The books are in care of ► <u>DEBRA TAWNEY STROH</u> Telephone no. ► <u>(206) 282-1001</u>			

Located at ► 201 TERRY AVENUE NORTH SUITE A SEATTLE WAZIP+4 ► 98109

15	Section 4947(a)(1) nonexempt charitable trusts filing Form 990-PF in lieu of Form 1041 —check here ► <input type="checkbox"/>			
	and enter the amount of tax-exempt interest received or accrued during the year ► 15			
16	At any time during calendar year 2019, did the foundation have an interest in or a signature or other authority over a bank, securities, or other financial account in a foreign country?	16	Yes	No
	See the instructions for exceptions and filing requirements for FinCEN Form 114. If "Yes", enter the name of the foreign country ►			

Part VII-B Statements Regarding Activities for Which Form 4720 May Be Required**File Form 4720 if any item is checked in the "Yes" column, unless an exception applies.**

		Yes	No
1a	During the year did the foundation (either directly or indirectly):		
	(1) Engage in the sale or exchange, or leasing of property with a disqualified person? <input type="checkbox"/> Yes <input checked="" type="checkbox"/> No		
	(2) Borrow money from, lend money to, or otherwise extend credit to (or accept it from) a disqualified person? <input type="checkbox"/> Yes <input checked="" type="checkbox"/> No		
	(3) Furnish goods, services, or facilities to (or accept them from) a disqualified person? <input type="checkbox"/> Yes <input checked="" type="checkbox"/> No		
	(4) Pay compensation to, or pay or reimburse the expenses of, a disqualified person? <input type="checkbox"/> Yes <input checked="" type="checkbox"/> No		
	(5) Transfer any income or assets to a disqualified person (or make any of either available for the benefit or use of a disqualified person)? <input type="checkbox"/> Yes <input checked="" type="checkbox"/> No		
	(6) Agree to pay money or property to a government official? (Exception. Check "No" if the foundation agreed to make a grant to or to employ the official for a period after termination of government service, if terminating within 90 days.) <input type="checkbox"/> Yes <input checked="" type="checkbox"/> No		
b	If any answer is "Yes" to 1a(1)–(6), did any of the acts fail to qualify under the exceptions described in Regulations section 53.4941(d)-3 or in a current notice regarding disaster assistance? See instructions <input type="checkbox"/>	1b	
c	Did the foundation engage in a prior year in any of the acts described in 1a, other than excepted acts, that were not corrected before the first day of the tax year beginning in 2019?	1c	No
2	Taxes on failure to distribute income (section 4942) (does not apply for years the foundation was a private operating foundation defined in section 4942(j)(3) or 4942(j)(5)):		
a	At the end of tax year 2019, did the foundation have any undistributed income (lines 6d and 6e, Part XIII) for tax year(s) beginning before 2019? <input type="checkbox"/> Yes <input checked="" type="checkbox"/> No If "Yes," list the years ► 20____, 20____, 20____, 20____		
b	Are there any years listed in 2a for which the foundation is not applying the provisions of section 4942(a)(2) (relating to incorrect valuation of assets) to the year's undistributed income? (If applying section 4942(a)(2) to all years listed, answer "No" and attach statement—see instructions.)	2b	
c	If the provisions of section 4942(a)(2) are being applied to any of the years listed in 2a, list the years here. ► 20____, 20____, 20____, 20____		
3a	Did the foundation hold more than a 2% direct or indirect interest in any business enterprise at any time during the year? <input type="checkbox"/> Yes <input checked="" type="checkbox"/> No		
b	If "Yes," did it have excess business holdings in 2019 as a result of (1) any purchase by the foundation or disqualified persons after May 26, 1969; (2) the lapse of the 5-year period (or longer period approved by the Commissioner under section 4943(c)(7)) to dispose of holdings acquired by gift or bequest; or (3) the lapse of the 10-, 15-, or 20-year first phase holding period? (Use Schedule C, Form 4720, to determine if the foundation had excess business holdings in 2019.)	3b	
4a	Did the foundation invest during the year any amount in a manner that would jeopardize its charitable purposes?	4a	No
b	Did the foundation make any investment in a prior year (but after December 31, 1969) that could jeopardize its charitable purpose that had not been removed from jeopardy before the first day of the tax year beginning in 2019?	4b	No

Part VII-B Statements Regarding Activities for Which Form 4720 May Be Required (continued)

		Yes	No
5a	During the year did the foundation pay or incur any amount to:		
(1)	Carry on propaganda, or otherwise attempt to influence legislation (section 4945(e))?	<input type="checkbox"/> Yes <input checked="" type="checkbox"/> No	
(2)	Influence the outcome of any specific public election (see section 4955); or to carry on, directly or indirectly, any voter registration drive?	<input type="checkbox"/> Yes <input checked="" type="checkbox"/> No	
(3)	Provide a grant to an individual for travel, study, or other similar purposes?	<input type="checkbox"/> Yes <input checked="" type="checkbox"/> No	
(4)	Provide a grant to an organization other than a charitable, etc., organization described in section 4945(d)(4)(A)? See instructions.	<input type="checkbox"/> Yes <input checked="" type="checkbox"/> No	
(5)	Provide for any purpose other than religious, charitable, scientific, literary, or educational purposes, or for the prevention of cruelty to children or animals?	<input type="checkbox"/> Yes <input checked="" type="checkbox"/> No	
b	If any answer is "Yes" to 5a(1)–(5), did any of the transactions fail to qualify under the exceptions described in Regulations section 53.4945 or in a current notice regarding disaster assistance? See instructions		5b
c	If the answer is "Yes" to question 5a(4), does the foundation claim exemption from the tax because it maintained expenditure responsibility for the grant? If "Yes," attach the statement required by Regulations section 53.4945–5(d).	<input type="checkbox"/> Yes <input type="checkbox"/> No	
6a	Did the foundation, during the year, receive any funds, directly or indirectly, to pay premiums on a personal benefit contract?	<input type="checkbox"/> Yes <input checked="" type="checkbox"/> No	
b	Did the foundation, during the year, pay premiums, directly or indirectly, on a personal benefit contract? If "Yes" to 6b, file Form 8870.		6b No
7a	At any time during the tax year, was the foundation a party to a prohibited tax shelter transaction? <input type="checkbox"/> Yes <input checked="" type="checkbox"/> No		
b	If "Yes", did the foundation receive any proceeds or have any net income attributable to the transaction?		7b
8	Is the foundation subject to the section 4960 tax on payment(s) of more than \$1,000,000 in remuneration or excess parachute payment during the year?	<input type="checkbox"/> Yes <input checked="" type="checkbox"/> No	

Part VIII Information About Officers, Directors, Trustees, Foundation Managers, Highly Paid Employees, and Contractors

1 List all officers, directors, trustees, foundation managers and their compensation. See instructions				
(a) Name and address	(b) Title, and average hours per week devoted to position	(c) Compensation (If not paid, enter -0-)	(d) Contributions to employee benefit plans and deferred compensation	(e) Expense account, other allowances
MARY KAY MCCAWE 201 TERRY AVENUE NORTH SUITE A SEATTLE, WA 98109	PRESIDENT & 5.00	0	0	0
DEBRA TAWNEY STROH 201 TERRY AVENUE NORTH SUITE A SEATTLE, WA 98109	VICE PRESIDE 10.00	0	0	0
JOSEPH D WEINSTEIN 1201 THIRD AVENUE 2200 SEATTLE, WA 98101	SECRETARY 2.00	0	0	0
2 Compensation of five highest-paid employees (other than those included on line 1—see instructions). If none, enter "NONE."				
(a) Name and address of each employee paid more than \$50,000	(b) Title, and average hours per week devoted to position	(c) Compensation	(d) Contributions to employee benefit plans and deferred compensation	(e) Expense account, other allowances
NONE				
Total number of other employees paid over \$50,000.				

Part VIII Information About Officers, Directors, Trustees, Foundation Managers, Highly Paid Employees, and Contractors (*continued*)

3 Five highest-paid independent contractors for professional services (see instructions). If none, enter "NONE".

(a) Name and address of each person paid more than \$50,000	(b) Type of service	(c) Compensation
MORGAN STANLEY 601 UNION ST 5200 SEATTLE, WA 98101	INVESTMENT MGRS	67,299
Total number of others receiving over \$50,000 for professional services. ▶		

Part IX-A Summary of Direct Charitable Activities

List the foundation's four largest direct charitable activities during the tax year. Include relevant statistical information such as the number of organizations and other beneficiaries served, conferences convened, research papers produced, etc.

	Expenses
1 _____ _____	
2 _____ _____	
3 _____ _____	
4 _____ _____	

Part IX-B Summary of Program-Related Investments (see instructions)

Describe the two largest program-related investments made by the foundation during the tax year on lines 1 and 2.	Amount
1 N/A	
2 _____ _____	
All other program-related investments. See instructions. 3 _____ _____	
Total. Add lines 1 through 3 ▶	

Part X Minimum Investment Return (All domestic foundations must complete this part. Foreign foundations, see instructions.)

1	Fair market value of assets not used (or held for use) directly in carrying out charitable, etc., purposes:		
a	Average monthly fair market value of securities.	1a	23,678,153
b	Average of monthly cash balances.	1b	5,053,807
c	Fair market value of all other assets (see instructions).	1c	0
d	Total (add lines 1a, b, and c).	1d	28,731,960
e	Reduction claimed for blockage or other factors reported on lines 1a and 1c (attach detailed explanation).	1e	
2	Acquisition indebtedness applicable to line 1 assets.	2	
3	Subtract line 2 from line 1d.	3	28,731,960
4	Cash deemed held for charitable activities. Enter 1 1/2% of line 3 (for greater amount, see instructions).	4	430,979
5	Net value of noncharitable-use assets. Subtract line 4 from line 3. Enter here and on Part V, line 4	5	28,300,981
6	Minimum investment return. Enter 5% of line 5.	6	1,415,049

Part XI Distributable Amount (see instructions) (Section 4942(j)(3) and (j)(5) private operating foundations and certain foreign organizations check here ☐ and do not complete this part.)

1	Minimum investment return from Part X, line 6.	1	1,415,049
2a	Tax on investment income for 2019 from Part VI, line 5.	2a	19,580
b	Income tax for 2019. (This does not include the tax from Part VI.).	2b	
c	Add lines 2a and 2b.	2c	19,580
3	Distributable amount before adjustments. Subtract line 2c from line 1.	3	1,395,469
4	Recoveries of amounts treated as qualifying distributions.	4	
5	Add lines 3 and 4.	5	1,395,469
6	Deduction from distributable amount (see instructions).	6	
7	Distributable amount as adjusted. Subtract line 6 from line 5. Enter here and on Part XIII, line 1.	7	1,395,469

Part XII Qualifying Distributions (see instructions)

1	Amounts paid (including administrative expenses) to accomplish charitable, etc., purposes:		
a	Expenses, contributions, gifts, etc.—total from Part I, column (d), line 26.	1a	1,394,456
b	Program-related investments—total from Part IX-B.	1b	
2	Amounts paid to acquire assets used (or held for use) directly in carrying out charitable, etc., purposes.	2	
3	Amounts set aside for specific charitable projects that satisfy the:		
a	Suitability test (prior IRS approval required).	3a	
b	Cash distribution test (attach the required schedule).	3b	
4	Qualifying distributions. Add lines 1a through 3b. Enter here and on Part V, line 8, and Part XIII, line 4	4	1,394,456
5	Foundations that qualify under section 4940(e) for the reduced rate of tax on net investment income. Enter 1% of Part I, line 27b. See instructions.	5	19,580
6	Adjusted qualifying distributions. Subtract line 5 from line 4.	6	1,374,876

Note: The amount on line 6 will be used in Part V, column (b), in subsequent years when calculating whether the foundation qualifies for the section 4940(e) reduction of tax in those years.

Part XIII Undistributed Income (see instructions)

	(a) Corpus	(b) Years prior to 2018	(c) 2018	(d) 2019
1 Distributable amount for 2019 from Part XI, line 7				1,395,469
2 Undistributed income, if any, as of the end of 2019:				
a Enter amount for 2018 only.				
b Total for prior years: 20____, 20____, 20____				
3 Excess distributions carryover, if any, to 2019:				
a From 2014. 3,822				
b From 2015.				
c From 2016.				
d From 2017. 501				
e From 2018. 6,274				
f Total of lines 3a through e.	10,597			
4 Qualifying distributions for 2019 from Part XII, line 4: ► \$ 1,394,456				
a Applied to 2018, but not more than line 2a				
b Applied to undistributed income of prior years (Election required—see instructions).				
c Treated as distributions out of corpus (Election required—see instructions).				
d Applied to 2019 distributable amount.				1,394,456
e Remaining amount distributed out of corpus				
5 Excess distributions carryover applied to 2019. (If an amount appears in column (d), the same amount must be shown in column (a).)	1,013			1,013
6 Enter the net total of each column as indicated below:				
a Corpus. Add lines 3f, 4c, and 4e. Subtract line 5	9,584			
b Prior years' undistributed income. Subtract line 4b from line 2b.				
c Enter the amount of prior years' undistributed income for which a notice of deficiency has been issued, or on which the section 4942(a) tax has been previously assessed.				
d Subtract line 6c from line 6b. Taxable amount—see instructions.				
e Undistributed income for 2018. Subtract line 4a from line 2a. Taxable amount—see instructions.				
f Undistributed income for 2019. Subtract lines 4d and 5 from line 1. This amount must be distributed in 2020.				0
7 Amounts treated as distributions out of corpus to satisfy requirements imposed by section 170(b)(1)(F) or 4942(g)(3) (Election may be required - see instructions).				
8 Excess distributions carryover from 2014 not applied on line 5 or line 7 (see instructions).	2,809			
9 Excess distributions carryover to 2020. Subtract lines 7 and 8 from line 6a.	6,775			
10 Analysis of line 9:				
a Excess from 2015.				
b Excess from 2016.				
c Excess from 2017. 501				
d Excess from 2018. 6,274				
e Excess from 2019.				

Part XIV Private Operating Foundations (see instructions and Part VII-A, question 9)

1a If the foundation has received a ruling or determination letter that it is a private operating foundation, and the ruling is effective for 2019, enter the date of the ruling. ▶

b Check box to indicate whether the organization is a private operating foundation described in section ☐ 4942(j)(3) or ☐ 4942(j)(5)

2a Enter the lesser of the adjusted net income from Part I or the minimum investment return from Part X for each year listed

	Tax year	Prior 3 years			(e) Total
	(a) 2019	(b) 2018	(c) 2017	(d) 2016	
b 85% of line 2a					
c Qualifying distributions from Part XII, line 4 for each year listed					
d Amounts included in line 2c not used directly for active conduct of exempt activities					
e Qualifying distributions made directly for active conduct of exempt activities. Subtract line 2d from line 2c					
3 Complete 3a, b, or c for the alternative test relied upon:					
a "Assets" alternative test—enter:					
(1) Value of all assets					
(2) Value of assets qualifying under section 4942(j)(3)(B)(i)					
b "Endowment" alternative test— enter 2/3 of minimum investment return shown in Part X, line 6 for each year listed.					
c "Support" alternative test—enter:					
(1) Total support other than gross investment income (interest, dividends, rents, payments on securities loans (section 512(a)(5)), or royalties)					
(2) Support from general public and 5 or more exempt organizations as provided in section 4942(j)(3)(B)(iii).					
(3) Largest amount of support from an exempt organization					
(4) Gross investment income					

Part XV Supplementary Information (Complete this part only if the foundation had \$5,000 or more in assets at any time during the year—see instructions.)

1 Information Regarding Foundation Managers:

a List any managers of the foundation who have contributed more than 2% of the total contributions received by the foundation before the close of any tax year (but only if they have contributed more than \$5,000). (See section 507(d)(2).)

b List any managers of the foundation who own 10% or more of the stock of a corporation (or an equally large portion of the ownership of a partnership or other entity) of which the foundation has a 10% or greater interest.

2 Information Regarding Contribution, Grant, Gift, Loan, Scholarship, etc., Programs:

Check here ☒ if the foundation only makes contributions to preselected charitable organizations and does not accept unsolicited requests for funds. If the foundation makes gifts, grants, etc. to individuals or organizations under other conditions, complete items 2a, b, c, and d. See instructions

a The name, address, and telephone number or email address of the person to whom applications should be addressed:

b The form in which applications should be submitted and information and materials they should include:

c Any submission deadlines:

d Any restrictions or limitations on awards, such as by geographical areas, charitable fields, kinds of institutions, or other factors:

Part XV **Supplementary Information** (continued)**3 Grants and Contributions Paid During the Year or Approved for Future Payment**

Recipient	If recipient is an individual, show any relationship to any foundation manager or substantial contributor	Foundation status of recipient	Purpose of grant or contribution	Amount
Name and address (home or business)				
a <i>Paid during the year</i> See Additional Data Table				
Total			3a	1,391,000
b <i>Approved for future payment</i>				
Total			3b	

Enter gross amounts unless otherwise indicated.

Enter gross amounts unless otherwise indicated.	Unrelated business income		Excluded by section 512, 513, or 514		(e) Related or exempt function income (See instructions.)
	(a) Business code	(b) Amount	(c) Exclusion code	(d) Amount	
1 Program service revenue:					
a _____					
b _____					
c _____					
d _____					
e _____					
f _____					
g Fees and contracts from government agencies					
2 Membership dues and assessments.					
3 Interest on savings and temporary cash investments			14	182,915	
4 Dividends and interest from securities.			14	455,892	
5 Net rental income or (loss) from real estate:					
a Debt-financed property.					
b Not debt-financed property.					
6 Net rental income or (loss) from personal property					
7 Other investment income.					
8 Gain or (loss) from sales of assets other than inventory			18	1,422,617	
9 Net income or (loss) from special events:					
10 Gross profit or (loss) from sales of inventory					
11 Other revenue: a _____					
b _____					
c _____					
d _____					
e _____					
12 Subtotal. Add columns (b), (d), and (e).				2,061,424	
13 Total. Add line 12, columns (b), (d), and (e). (See worksheet in line 13 instructions to verify calculations.)			13		2,061,424

Part XVI-B Relationship of Activities to the Accomplishment of Exempt Purposes

[illegible]

Information Regarding Transfers To and Transactions and Relationships With Noncharitable Exempt Organizations

	Yes	No
--	-----	----

--	--	--

1a(1)		No
1a(2)		No

--	--	--

1b(1)	No
--------------	-----------

1b(2)		No
--------------	--	-----------

1b(3)		No
--------------	--	-----------

1b(4)		No
--------------	--	-----------

1b(5)	No
--------------	-----------

1b(6)		No
--------------	--	-----------

1c		No
-----------	--	-----------

value
ue

[illegible]

described in section 501(c) (other than section 501(c)(3)) or in section 527? ☐ Yes ☒ No

(a) Name of organization	(b) Type of organization	(c) Description of relationship

Under penalties of perjury, I declare that I have examined this return, including accompanying schedules and statements, and to the best of my knowledge and belief, it is true, correct, and complete. Declaration of preparer (other than taxpayer) is based on all information of which preparer has any knowledge.

Title

May the IRS discuss this return with the preparer shown below

(see instr.) ☒ Yes ☐ No

**Paid
Preparer
Use Only**

Print/Type preparer's name S SCOTT KRAHLING CPA	Preparer's Signature	Date 2020-10-15	Check if self-employed <input type="checkbox"/>	PTIN P00234537
Firm's name ▶ AFFINITY GROUP CPAS & CONSULTANTS PLLC				Firm's EIN ▶ 84-2271310
Firm's address ▶ 12320 NE 8TH ST STE 200 BELLEVUE, WA 98005				Phone no. (425) 598-2868

Form 990PF Part IV - Capital Gains and Losses for Tax on Investment Income - Columns a - d			
List and describe the kind(s) of property sold (e.g., real estate, (a) 2-story brick warehouse; or common stock, 200 shs. MLC Co.)	(b) How acquired P—Purchase D—Donation	(c) Date acquired (mo., day, yr.)	(d) Date sold (mo., day, yr.)
UTD STATES TREAS 1% DUE 11-30-2019	P	2012-12-12	2019-02-08
REORG/TWENTY-FIRST MANDATORY EXCHAN	P	2018-10-03	2019-03-19
MFB NORTHERN EQUITY INDEX FUNDS INT	P	2005-12-20	2019-04-22
MFB NORTHERN FUNDS SMALL CAP INDEX F	P	2008-12-19	2019-04-22
MFB NORTHERN HIGH YIELD FIXED INCOME	P	2006-01-18	2019-04-22
MFB NORTHERN HIGH YIELD FIXED INCOME	P	2007-05-04	2019-04-22
MFB NORTHN INTL EQTY FD	P	2007-05-23	2019-04-22
MFB NORTHERN EQUITY INDEX FUNDS MID	P	2006-01-18	2019-04-22
MFB NORTHERN EQUITY INDEX FUNDS MID	P	2015-12-17	2019-04-22
NUCOR CORP COM	P	2012-02-06	2019-05-16

Form 990PF Part IV - Capital Gains and Losses for Tax on Investment Income - Columns e - h

(e) Gross sales price	(f) Depreciation allowed (or allowable)	(g) Cost or other basis plus expense of sale	(h) Gain or (loss) (e) plus (f) minus (g)
79,044		79,607	-563
67,094		40,840	26,254
1,889		1,702	187
188,493		79,770	108,723
166,250		200,750	-34,500
65,696		81,996	-16,300
7,971		11,986	-4,015
40,925		25,448	15,477
5,890		5,027	863
31,399		25,685	5,714

Form 990PF Part IV - Capital Gains and Losses for Tax on Investment Income - Columns i - l

Complete only for assets showing gain in column (h) and owned by the foundation on 12/31/69			(l) Gains (Col. (h) gain minus col. (k), but not less than -0-) or Losses (from col.(h))
(i) F.M.V. as of 12/31/69	(j) Adjusted basis as of 12/31/69	(k) Excess of col. (i) over col. (j), if any	
			-563
			26,254
			187
			108,723
			-34,500
			-16,300
			-4,015
			15,477
			863
			5,714

Form 990PF Part IV - Capital Gains and Losses for Tax on Investment Income - Columns a - d

List and describe the kind(s) of property sold (e.g., real estate, (a) 2-story brick warehouse; or common stock, 200 shs. MLC Co.)	(b) How acquired P—Purchase D—Donation	(c) Date acquired (mo., day, yr.)	(d) Date sold (mo., day, yr.)
QUALCOMM INC COM	P	2011-09-22	2019-05-23
WELLS FARGO & CO NEW COM STK	P	2012-03-13	2019-05-20
EBAY INC COM USD0.001	P	2019-06-10	2019-12-09
TAKEDA PHARMACEUTICAL CO LTD SPONSOR	P	2019-01-10	2019-05-16
SCHLUMBERGER LTD COM COM	P	2014-12-18	2019-05-16
MASCO CORP COM	P	2016-09-16	2019-05-16
ZILLOW GROUP INC COM USD0.0001 CLASS	P	2019-06-06	2019-11-15
AMERN HONDA FIN 2.3% DUE 09-09-2026	P	2016-09-06	2019-05-16
UNITED STATES TREAS NTS 0.75% BDS	P	2016-09-08	2019-08-15
ASTRAZENECA PLC 3.375% DUE 11-16-202	P	2016-08-19	2019-05-17

Form 990PF Part IV - Capital Gains and Losses for Tax on Investment Income - Columns e - h

(e) Gross sales price	(f) Depreciation allowed (or allowable)	(g) Cost or other basis plus expense of sale	(h) Gain or (loss) (e) plus (f) minus (g)
22,134		16,087	6,047
10,669		7,467	3,202
44,322		48,894	-4,572
67,061		72,676	-5,615
8,883		18,634	-9,751
21,785		19,006	2,779
98,920		117,585	-18,665
113,412		119,638	-6,226
225,000		224,250	750
126,519		131,207	-4,688

Form 990PF Part IV - Capital Gains and Losses for Tax on Investment Income - Columns i - l

Complete only for assets showing gain in column (h) and owned by the foundation on 12/31/69			(l) Gains (Col. (h) gain minus col. (k), but not less than -0-) or Losses (from col.(h))
(i) F.M.V. as of 12/31/69	(j) Adjusted basis as of 12/31/69	(k) Excess of col. (i) over col. (j), if any	
			6,047
			3,202
			-4,572
			-5,615
			-9,751
			2,779
			-18,665
			-6,226
			750
			-4,688

Form 990PF Part IV - Capital Gains and Losses for Tax on Investment Income - Columns a - d

List and describe the kind(s) of property sold (e.g., real estate, (a) 2-story brick warehouse; or common stock, 200 shs. MLC Co.)	(b) How acquired P—Purchase D—Donation	(c) Date acquired (mo., day, yr.)	(d) Date sold (mo., day, yr.)
ANHEUSER-BUSCH 3.65% DUE 02-01-2026	P	2016-05-27	2019-02-11
WABTEC CORP COM	P	2019-02-26	2019-02-26
MFB NORTHERN EQUITY INDEX FUNDS INT	P	2005-04-27	2019-04-22
MFB NORTHERN FUNDS SMALL CAP INDEX F	P	2012-12-19	2019-04-22
MFB NORTHERN HIGH YIELD FIXED INCOME	P	2006-04-10	2019-04-22
MFB NORTHN INTL EQTY FD	P	2004-12-22	2019-04-22
MFB NORTHN INTL EQTY FD	P	2004-11-04	2019-04-22
MFB NORTHERN EQUITY INDEX FUNDS MID	P	2017-12-21	2019-04-22
MFB NORTHERN EQUITY INDEX FUNDS MID	P	2007-10-16	2019-04-22
NUCOR CORP COM	P	2015-07-24	2019-05-16

Form 990PF Part IV - Capital Gains and Losses for Tax on Investment Income - Columns e - h

(e) Gross sales price	(f) Depreciation allowed (or allowable)	(g) Cost or other basis plus expense of sale	(h) Gain or (loss) (e) plus (f) minus (g)
121,241		129,307	-8,066
20		22	-2
396,738		312,700	84,038
10,757		7,952	2,805
43,112		51,994	-8,882
92,823		100,000	-7,177
58,413		60,000	-1,587
113,201		118,913	-5,712
114,171		81,710	32,461
45,360		35,593	9,767

Form 990PF Part IV - Capital Gains and Losses for Tax on Investment Income - Columns i - l

Complete only for assets showing gain in column (h) and owned by the foundation on 12/31/69			(l) Gains (Col. (h) gain minus col. (k), but not less than -0-) or Losses (from col.(h))
(i) F.M.V. as of 12/31/69	(j) Adjusted basis as of 12/31/69	(k) Excess of col. (i) over col. (j), if any	
			-8,066
			-2
			84,038
			2,805
			-8,882
			-7,177
			-1,587
			-5,712
			32,461
			9,767

Form 990PF Part IV - Capital Gains and Losses for Tax on Investment Income - Columns a - d

List and describe the kind(s) of property sold (e.g., real estate, (a) 2-story brick warehouse; or common stock, 200 shs. MLC Co.)	(b) How acquired P—Purchase D—Donation	(c) Date acquired (mo., day, yr.)	(d) Date sold (mo., day, yr.)
QUALCOMM INC COM	P	2015-12-11	2019-05-23
WELLS FARGO & CO NEW COM STK	P	2012-03-12	2019-05-20
INTERCONTINENTAL EXCHANGE INC COM	P	2012-06-05	2019-10-24
SCHWAB CHARLES CORP COM NEW	P	2016-02-04	2019-09-11
SCHLUMBERGER LTD COM COM	P	2012-03-02	2019-05-16
MASCO CORP COM	P	2016-01-27	2019-05-16
ZILLOW GROUP INC COM USD0.0001 CLASS	P	2019-05-29	2019-11-15
UNITED STATES TREAS NTS DTD 07/31/20	P	2014-08-20	2019-07-31
BOEING CO 3.2% DUE 03-01-2029	P	2019-02-13	2019-05-17
BP CAP MKTS AMER INC 3.119%	P	2018-12-14	2019-05-17

Form 990PF Part IV - Capital Gains and Losses for Tax on Investment Income - Columns e - h

(e) Gross sales price	(f) Depreciation allowed (or allowable)	(g) Cost or other basis plus expense of sale	(h) Gain or (loss) (e) plus (f) minus (g)
37,848		26,099	11,749
36,659		25,282	11,377
26,564		7,001	19,563
98,787		57,881	40,906
1,394		2,698	-1,304
114,704		78,010	36,694
197,840		210,112	-12,272
150,000		149,971	29
74,910		73,870	1,040
124,704		125,000	-296

Form 990PF Part IV - Capital Gains and Losses for Tax on Investment Income - Columns i - l

Complete only for assets showing gain in column (h) and owned by the foundation on 12/31/69			(l) Gains (Col. (h) gain minus col. (k), but not less than -0-) or Losses (from col.(h))
(i) F.M.V. as of 12/31/69	(j) Adjusted basis as of 12/31/69	(k) Excess of col. (i) over col. (j), if any	
			11,749
			11,377
			19,563
			40,906
			-1,304
			36,694
			-12,272
			29
			1,040
			-296

Form 990PF Part IV - Capital Gains and Losses for Tax on Investment Income - Columns a - d

List and describe the kind(s) of property sold (e.g., real estate, (a) 2-story brick warehouse; or common stock, 200 shs. MLC Co.)	(b) How acquired P—Purchase D—Donation	(c) Date acquired (mo., day, yr.)	(d) Date sold (mo., day, yr.)
FEDERAL HOME LN BKS TRANCHE 00526	P	2017-06-20	2019-03-18
REORG/SHIRE PLAN OF REORG TAKEDA 20	P	2016-06-03	2019-01-10
MFB NORTHERN EQUITY INDEX FUNDS INT	P	2007-12-19	2019-04-22
MFB NORTHERN FUNDS SMALL CAP INDEX F	P	2007-12-19	2019-04-22
MFB NORTHERN HIGH YIELD FIXED INCOME	P	2013-12-19	2019-04-22
MFB NORTHN INTL EQTY FD	P	2006-12-19	2019-04-22
MFB NORTHN INTL EQTY FD	P	2007-12-19	2019-04-22
MFB NORTHERN EQUITY INDEX FUNDS MID	P	2014-12-18	2019-04-22
MFB NORTHERN EQUITY INDEX FUNDS MID	P	2013-12-19	2019-04-22
TWITTER INC COM	P	2019-06-06	2019-11-19

Form 990PF Part IV - Capital Gains and Losses for Tax on Investment Income - Columns e - h

(e) Gross sales price	(f) Depreciation allowed (or allowable)	(g) Cost or other basis plus expense of sale	(h) Gain or (loss) (e) plus (f) minus (g)
115,000		115,000	
111,310		114,387	-3,077
3,022		3,436	-414
1,681		1,268	413
3,289		3,699	-410
92,814		125,691	-32,877
211,615		254,292	-42,677
70,394		66,499	3,895
41,219		36,679	4,540
41,098		51,212	-10,114

Form 990PF Part IV - Capital Gains and Losses for Tax on Investment Income - Columns i - l

Complete only for assets showing gain in column (h) and owned by the foundation on 12/31/69			(l) Gains (Col. (h) gain minus col. (k), but not less than -0-) or Losses (from col.(h))
(i) F.M.V. as of 12/31/69	(j) Adjusted basis as of 12/31/69	(k) Excess of col. (i) over col. (j), if any	
			-3,077
			-414
			413
			-410
			-32,877
			-42,677
			3,895
			4,540
			-10,114

Form 990PF Part IV - Capital Gains and Losses for Tax on Investment Income - Columns a - d

List and describe the kind(s) of property sold (e.g., real estate, (a) 2-story brick warehouse; or common stock, 200 shs. MLC Co.)	(b) How acquired P—Purchase D—Donation	(c) Date acquired (mo., day, yr.)	(d) Date sold (mo., day, yr.)
QUALCOMM INC COM	P	2011-09-23	2019-05-23
WELLS FARGO & CO NEW COM STK	P	2016-06-28	2019-05-20
INTERCONTINENTAL EXCHANGE INC COM	P	2012-06-05	2019-10-24
CIGNA CORP NEW COM	P	2012-01-25	2019-05-16
SCHLUMBERGER LTD COM COM	P	2011-02-28	2019-05-16
COSTCO WHOLESALE CORP NEW COM	P	2008-03-06	2019-10-24
CVS HEALTH CORP COM	P	2012-04-26	2019-05-23
FNMA TRANCHE 00698 1 10-24-2019	P	2017-05-23	2019-10-24
FHLB CONS BD DTD 09/02/2016 2.125	P	2016-08-22	2019-05-20
UNITED STATES TREAS NTS DTD 07/31/20	P	2016-08-12	2019-05-22

Form 990PF Part IV - Capital Gains and Losses for Tax on Investment Income - Columns e - h

(e) Gross sales price	(f) Depreciation allowed (or allowable)	(g) Cost or other basis plus expense of sale	(h) Gain or (loss) (e) plus (f) minus (g)
23,270		16,773	6,497
35,017		35,098	-81
72,234		19,265	52,969
7,037		8,158	-1,121
14,061		32,717	-18,656
68,386		13,945	54,441
43,141		36,388	6,753
175,000		175,000	
96,375		100,000	-3,625
97,715		100,106	-2,391

Form 990PF Part IV - Capital Gains and Losses for Tax on Investment Income - Columns i - l

Complete only for assets showing gain in column (h) and owned by the foundation on 12/31/69			(l) Gains (Col. (h) gain minus col. (k), but not less than -0-) or Losses (from col.(h))
(i) F.M.V. as of 12/31/69	(j) Adjusted basis as of 12/31/69	(k) Excess of col. (i) over col. (j), if any	
			6,497
			-81
			52,969
			-1,121
			-18,656
			54,441
			6,753
			-3,625
			-2,391

Form 990PF Part IV - Capital Gains and Losses for Tax on Investment Income - Columns a - d

List and describe the kind(s) of property sold (e.g., real estate, (a) 2-story brick warehouse; or common stock, 200 shs. MLC Co.)	(b) How acquired P—Purchase D—Donation	(c) Date acquired (mo., day, yr.)	(d) Date sold (mo., day, yr.)
WYETH 6.45% DUE 02-01-2024	P	2018-09-18	2019-02-27
REORG/SHIRE PLAN OF REORG TAKEDA 20	P	2016-11-04	2019-01-10
MFB NORTHERN EQUITY INDEX FUNDS INT	P	2005-12-20	2019-04-22
MFB NORTHERN FUNDS SMALL CAP INDEX F	P	2014-12-18	2019-04-22
MFB NORTHERN HIGH YIELD FIXED INCOME	P	2005-10-21	2019-04-22
MFB NORTHN INTL EQTY FD	P	2008-12-19	2019-04-22
MFB NORTHERN EQUITY INDEX FUNDS MID	P	2008-12-19	2019-04-22
MFB NORTHERN EQUITY INDEX FUNDS MID	P	2012-12-19	2019-04-22
MFB NORTHERN EQUITY INDEX FUNDS MID	P	2005-12-20	2019-04-22
TWITTER INC COM	P	2017-04-27	2019-11-19

Form 990PF Part IV - Capital Gains and Losses for Tax on Investment Income - Columns e - h

(e) Gross sales price	(f) Depreciation allowed (or allowable)	(g) Cost or other basis plus expense of sale	(h) Gain or (loss) (e) plus (f) minus (g)
80,823		79,391	1,432
30,442		27,089	3,353
73		66	7
66,994		64,421	2,573
82,918		100,250	-17,332
126,824		77,128	49,696
72,460		26,932	45,528
33,447		24,010	9,437
3,201		1,921	1,280
67,019		37,434	29,585

Form 990PF Part IV - Capital Gains and Losses for Tax on Investment Income - Columns i - l

Complete only for assets showing gain in column (h) and owned by the foundation on 12/31/69			(l) Gains (Col. (h) gain minus col. (k), but not less than -0-) or Losses (from col.(h))
(i) F.M.V. as of 12/31/69	(j) Adjusted basis as of 12/31/69	(k) Excess of col. (i) over col. (j), if any	
			1,432
			3,353
			7
			2,573
			-17,332
			49,696
			45,528
			9,437
			1,280
			29,585

Form 990PF Part IV - Capital Gains and Losses for Tax on Investment Income - Columns a - d

List and describe the kind(s) of property sold (e.g., real estate, (a) 2-story brick warehouse; or common stock, 200 shs. MLC Co.)	(b) How acquired P—Purchase D—Donation	(c) Date acquired (mo., day, yr.)	(d) Date sold (mo., day, yr.)
BIOGEN INC COMMON STOCK	P	2015-08-20	2019-05-16
WELLS FARGO & CO NEW COM STK	P	2010-12-03	2019-05-20
INTERCONTINENTAL EXCHANGE INC COM	P	2014-10-29	2019-10-24
CIGNA CORP NEW COM	P	2012-11-16	2019-05-16
SCHLUMBERGER LTD COM COM	P	2012-05-07	2019-05-16
COSTCO WHOLESALE CORP NEW COM	P	2008-01-23	2019-10-24
CVS HEALTH CORP COM	P	2012-04-27	2019-05-23
FEDERAL HOME LN BKS TRANCHE 00624 1.	P	2017-05-18	2019-05-28
CME GROUP INC 3% DUE 03-15-2025	P	2016-09-27	2019-05-21
FFCB TRANCHE 00064 2.07	P	2016-06-01	2019-05-20

Form 990PF Part IV - Capital Gains and Losses for Tax on Investment Income - Columns e - h

(e) Gross sales price	(f) Depreciation allowed (or allowable)	(g) Cost or other basis plus expense of sale	(h) Gain or (loss) (e) plus (f) minus (g)
64,943		80,709	-15,766
25,762		16,249	9,513
3,728		1,631	2,097
13,266		15,378	-2,112
9,082		16,034	-6,952
62,440		13,998	48,442
19,854		16,928	2,926
75,000		75,000	
100,838		103,951	-3,113
118,212		120,000	-1,788

Form 990PF Part IV - Capital Gains and Losses for Tax on Investment Income - Columns i - l

Complete only for assets showing gain in column (h) and owned by the foundation on 12/31/69			(l) Gains (Col. (h) gain minus col. (k), but not less than -0-) or Losses (from col.(h))
(i) F.M.V. as of 12/31/69	(j) Adjusted basis as of 12/31/69	(k) Excess of col. (i) over col. (j), if any	
			-15,766
			9,513
			2,097
			-2,112
			-6,952
			48,442
			2,926
			-3,113
			-1,788

Form 990PF Part IV - Capital Gains and Losses for Tax on Investment Income - Columns a - d

List and describe the kind(s) of property sold (e.g., real estate, (a) 2-story brick warehouse; or common stock, 200 shs. MLC Co.)	(b) How acquired P—Purchase D—Donation	(c) Date acquired (mo., day, yr.)	(d) Date sold (mo., day, yr.)
PNC BK N A PITTSBURGH PA 2.7	P	2012-10-26	2019-04-16
WALT DISNEY CO	P	2015-04-14	2019-04-29
MFB NORTHERN EQUITY INDEX FUNDS INT	P	2006-09-01	2019-04-22
MFB NORTHERN FUNDS SMALL CAP INDEX F	P	2013-12-19	2019-04-22
MFB NORTHERN HIGH YIELD FIXED INCOME	P	2006-02-02	2019-04-22
MFB NORTHN INTL EQTY FD	P	2006-02-02	2019-04-22
MFB NORTHERN EQUITY INDEX FUNDS MID	P	2016-12-15	2019-04-22
MFB NORTHERN EQUITY INDEX FUNDS MID	P	2009-12-21	2019-04-22
MFB NORTHERN EQUITY INDEX FUNDS MID	P	2017-12-21	2019-04-22
TWITTER INC COM	P	2015-07-30	2019-11-19

Form 990PF Part IV - Capital Gains and Losses for Tax on Investment Income - Columns e - h

(e) Gross sales price	(f) Depreciation allowed (or allowable)	(g) Cost or other basis plus expense of sale	(h) Gain or (loss) (e) plus (f) minus (g)
123,791		125,184	-1,393
19		14	5
421,902		437,489	-15,587
57,032		53,975	3,057
26,689		32,348	-5,659
52,633		66,877	-14,244
95,247		92,973	2,274
7		3	4
9,107		9,567	-460
48,202		51,555	-3,353

Form 990PF Part IV - Capital Gains and Losses for Tax on Investment Income - Columns i - l

Complete only for assets showing gain in column (h) and owned by the foundation on 12/31/69			(l) Gains (Col. (h) gain minus col. (k), but not less than -0-) or Losses (from col.(h))
(i) F.M.V. as of 12/31/69	(j) Adjusted basis as of 12/31/69	(k) Excess of col. (i) over col. (j), if any	
			-1,393
			5
			-15,587
			3,057
			-5,659
			-14,244
			2,274
			4
			-460
			-3,353

Form 990PF Part IV - Capital Gains and Losses for Tax on Investment Income - Columns a - d

List and describe the kind(s) of property sold (e.g., real estate, (a) 2-story brick warehouse; or common stock, 200 shs. MLC Co.)	(b) How acquired P—Purchase D—Donation	(c) Date acquired (mo., day, yr.)	(d) Date sold (mo., day, yr.)
BIOGEN INC COMMON STOCK	P	2015-12-11	2019-05-16
WELLS FARGO & CO NEW COM STK	P	2009-01-16	2019-05-20
INTERCONTINENTAL EXCHANGE INC COM	P	2012-06-06	2019-10-24
CIGNA CORP NEW COM	P	2012-01-24	2019-05-16
SCHLUMBERGER LTD COM COM	P	2014-09-30	2019-05-16
E TRADE FINL CORP FORMERLY E TRADE G	P	2017-03-16	2019-05-16
CVS HEALTH CORP COM	P	2015-10-27	2019-05-23
AMERN EXPRESS CO 3.4% 02-27-2023	P	2018-02-22	2019-05-17
MITSUBISHI UFJ FIXED 2.665% DUE	P	2017-07-20	2019-05-17
FHLB FEDERAL HOME LN BKS 1.375%	P	2017-02-15	2019-11-15

Form 990PF Part IV - Capital Gains and Losses for Tax on Investment Income - Columns e - h

(e) Gross sales price	(f) Depreciation allowed (or allowable)	(g) Cost or other basis plus expense of sale	(h) Gain or (loss) (e) plus (f) minus (g)
24,817		28,172	-3,355
56,083		23,038	33,045
102,992		28,233	74,759
15,568		18,047	-2,479
1,633		4,204	-2,571
79,671		59,093	20,578
6,970		13,783	-6,813
152,634		149,864	2,770
74,295		75,036	-741
100,000		99,507	493

Form 990PF Part IV - Capital Gains and Losses for Tax on Investment Income - Columns i - l

Complete only for assets showing gain in column (h) and owned by the foundation on 12/31/69			(l) Gains (Col. (h) gain minus col. (k), but not less than -0-) or Losses (from col.(h))
(i) F.M.V. as of 12/31/69	(j) Adjusted basis as of 12/31/69	(k) Excess of col. (i) over col. (j), if any	
			-3,355
			33,045
			74,759
			-2,479
			-2,571
			20,578
			-6,813
			2,770
			-741
			493

Form 990PF Part IV - Capital Gains and Losses for Tax on Investment Income - Columns a - d			
List and describe the kind(s) of property sold (e.g., real estate, (a) 2-story brick warehouse; or common stock, 200 shs. MLC Co.)	(b) How acquired P—Purchase D—Donation	(c) Date acquired (mo., day, yr.)	(d) Date sold (mo., day, yr.)
SHELL INTL FIN B V 2.875% DUE 05-10-	P	2016-05-05	2019-05-09
CIGNA CORP NEW COM	P	2012-11-16	2019-01-17
MFB NORTHERN FUNDS EMERGING MARKETS	P	2007-01-12	2019-04-22
MFB NORTHERN FUNDS SMALL CAP INDEX F	P	2018-12-20	2019-04-22
MFB NORTHERN HIGH YIELD FIXED INCOME	P	2014-12-18	2019-04-22
MFB NORTHN INTL EQTY FD	P	2004-12-16	2019-04-22
MFB NORTHERN EQUITY INDEX FUNDS MID	P	2007-12-19	2019-04-22
MFB NORTHERN EQUITY INDEX FUNDS MID	P	2015-12-17	2019-04-22
MFB NORTHERN EQUITY INDEX FUNDS MID	P	2006-12-19	2019-04-22
TWITTER INC COM	P	2015-11-04	2019-11-19

Form 990PF Part IV - Capital Gains and Losses for Tax on Investment Income - Columns e - h

(e) Gross sales price	(f) Depreciation allowed (or allowable)	(g) Cost or other basis plus expense of sale	(h) Gain or (loss) (e) plus (f) minus (g)
56,985		57,311	-326
9		9	
75,802		66,877	8,925
195,496		165,467	30,029
26,962		28,503	-1,541
93,548		100,000	-6,452
49,115		31,340	17,775
114,486		97,713	16,773
16,740		10,709	6,031
28,328		28,579	-251

Form 990PF Part IV - Capital Gains and Losses for Tax on Investment Income - Columns i - l

Complete only for assets showing gain in column (h) and owned by the foundation on 12/31/69			(l) Gains (Col. (h) gain minus col. (k), but not less than -0-) or Losses (from col.(h))
(i) F.M.V. as of 12/31/69	(j) Adjusted basis as of 12/31/69	(k) Excess of col. (i) over col. (j), if any	
			-326
			8,925
			30,029
			-1,541
			-6,452
			17,775
			16,773
			6,031
			-251

Form 990PF Part IV - Capital Gains and Losses for Tax on Investment Income - Columns a - d

List and describe the kind(s) of property sold (e.g., real estate, (a) 2-story brick warehouse; or common stock, 200 shs. MLC Co.)	(b) How acquired P—Purchase D—Donation	(c) Date acquired (mo., day, yr.)	(d) Date sold (mo., day, yr.)
BIOGEN INC COMMON STOCK	P	2015-10-27	2019-05-16
WELLS FARGO & CO NEW COM STK	P	2009-05-27	2019-05-20
INTERCONTINENTAL EXCHANGE INC COM	P	2012-06-07	2019-10-24
CIGNA CORP NEW COM	P	2012-03-02	2019-05-16
SCHLUMBERGER LTD COM COM	P	2014-12-19	2019-05-16
BECTON DICKINSON & CO COM	P	2017-12-29	2019-05-16
CVS HEALTH CORP COM	P	2016-06-28	2019-05-23
BURL NORTHN SANTA 7% DUE 12-15-2025	P	2018-09-07	2019-05-16
SUMITOMO MITSUI 2.632% DUE 07-14-202	P	2016-08-19	2019-05-20
ERP OPER LTD PARTNERSHIP 3 DUE	P	2018-11-02	2019-05-16

Form 990PF Part IV - Capital Gains and Losses for Tax on Investment Income - Columns e - h

(e) Gross sales price	(f) Depreciation allowed (or allowable)	(g) Cost or other basis plus expense of sale	(h) Gain or (loss) (e) plus (f) minus (g)
23,194		26,263	-3,069
14,363		7,921	6,442
12,117		3,334	8,783
1,147		1,330	-183
5,577		11,940	-6,363
20,182		19,074	1,108
18,112		32,156	-14,044
61,773		59,687	2,086
96,011		99,636	-3,625
75,863		73,281	2,582

Form 990PF Part IV - Capital Gains and Losses for Tax on Investment Income - Columns i - l

Complete only for assets showing gain in column (h) and owned by the foundation on 12/31/69			(l) Gains (Col. (h) gain minus col. (k), but not less than -0-) or Losses (from col.(h))
(i) F.M.V. as of 12/31/69	(j) Adjusted basis as of 12/31/69	(k) Excess of col. (i) over col. (j), if any	
			-3,069
			6,442
			8,783
			-183
			-6,363
			1,108
			-14,044
			2,086
			-3,625
			2,582

Form 990PF Part IV - Capital Gains and Losses for Tax on Investment Income - Columns a - d			
List and describe the kind(s) of property sold (e.g., real estate, (a) 2-story brick warehouse; or common stock, 200 shs. MLC Co.)	(b) How acquired P—Purchase D—Donation	(c) Date acquired (mo., day, yr.)	(d) Date sold (mo., day, yr.)
SHELL INTL FIN B V 2.875% DUE 05-10-	P	2016-05-05	2019-05-09
FOX CORP CL A CL A	P	2019-03-19	2019-03-19
MFB NORTHERN FUNDS EMERGING MARKETS	P	2012-03-01	2019-04-22
MFB NORTHERN FUNDS SMALL CAP INDEX F	P	2017-12-21	2019-04-22
MFB NORTHERN HIGH YIELD FIXED INCOME	P	2005-10-07	2019-04-22
MFB NORTHN INTL EQTY FD	P	2007-12-19	2019-04-22
MFB NORTHERN EQUITY INDEX FUNDS MID	P	2008-05-14	2019-04-22
MFB NORTHERN EQUITY INDEX FUNDS MID	P	2016-12-15	2019-04-22
ALLERGAN PLC. COM STK	P	2016-05-24	2019-05-16
TWITTER INC COM	P	2019-06-10	2019-11-19

Form 990PF Part IV - Capital Gains and Losses for Tax on Investment Income - Columns e - h

(e) Gross sales price	(f) Depreciation allowed (or allowable)	(g) Cost or other basis plus expense of sale	(h) Gain or (loss) (e) plus (f) minus (g)
56,985		57,311	-326
24		27	-3
199,834		200,000	-166
89,056		97,676	-8,620
99,998		120,750	-20,752
63,092		75,816	-12,724
397,657		262,156	135,501
438		427	11
21,256		34,544	-13,288
91,002		117,488	-26,486

Form 990PF Part IV - Capital Gains and Losses for Tax on Investment Income - Columns i - l

Complete only for assets showing gain in column (h) and owned by the foundation on 12/31/69			(l) Gains (Col. (h) gain minus col. (k), but not less than -0-) or Losses (from col.(h))
(i) F.M.V. as of 12/31/69	(j) Adjusted basis as of 12/31/69	(k) Excess of col. (i) over col. (j), if any	
			-326
			-3
			-166
			-8,620
			-20,752
			-12,724
			135,501
			11
			-13,288
			-26,486

Form 990PF Part IV - Capital Gains and Losses for Tax on Investment Income - Columns a - d

List and describe the kind(s) of property sold (e.g., real estate, (a) 2-story brick warehouse; or common stock, 200 shs. MLC Co.)	(b) How acquired P—Purchase D—Donation	(c) Date acquired (mo., day, yr.)	(d) Date sold (mo., day, yr.)
STARBUCKS CORP COM	P	2012-08-08	2019-09-05
WELLS FARGO & CO NEW COM STK	P	2012-03-02	2019-05-20
INTERCONTINENTAL EXCHANGE INC COM	P	2016-06-28	2019-10-24
CIGNA CORP NEW COM	P	2017-04-26	2019-05-16
SCHLUMBERGER LTD COM COM	P	2014-10-08	2019-05-16
ALLIANCE DATA SYS CORP COM	P	2016-06-15	2019-05-16
CVS HEALTH CORP COM	P	2012-08-01	2019-05-23
U S BANCORP MEDIUM 2.375% DUE 07-22-	P	2016-07-19	2019-05-20
FNMA 1.75% 09-12-2019	P	2019-07-22	2019-09-12
UTD STATES TREAS 1.75% DUE 01-31-202	P	2016-02-16	2019-11-05

Form 990PF Part IV - Capital Gains and Losses for Tax on Investment Income - Columns e - h

(e) Gross sales price	(f) Depreciation allowed (or allowable)	(g) Cost or other basis plus expense of sale	(h) Gain or (loss) (e) plus (f) minus (g)
144,433		34,197	110,236
4,560		3,140	1,420
79,225		41,892	37,333
24,252		28,115	-3,863
3,705		9,474	-5,769
54,849		77,541	-22,692
28,303		23,872	4,431
119,509		124,085	-4,576
14,000		14,000	
5,017		5,037	-20

Form 990PF Part IV - Capital Gains and Losses for Tax on Investment Income - Columns i - l

Complete only for assets showing gain in column (h) and owned by the foundation on 12/31/69			(l) Gains (Col. (h) gain minus col. (k), but not less than -0-) or Losses (from col.(h))
(i) F.M.V. as of 12/31/69	(j) Adjusted basis as of 12/31/69	(k) Excess of col. (i) over col. (j), if any	
			110,236
			1,420
			37,333
			-3,863
			-5,769
			-22,692
			4,431
			-4,576
			-20

Form 990PF Part IV - Capital Gains and Losses for Tax on Investment Income - Columns a - d

List and describe the kind(s) of property sold (e.g., real estate, (a) 2-story brick warehouse; or common stock, 200 shs. MLC Co.)	(b) How acquired P—Purchase D—Donation	(c) Date acquired (mo., day, yr.)	(d) Date sold (mo., day, yr.)
BB&T CORP SR MEDIUM TERM NTS BOOK EN	P	2013-04-11	2019-04-30
MFB NORTHERN EQUITY INDEX FUNDS INT	P	2006-02-24	2019-04-22
MFB NORTHERN FUNDS EMERGING MARKETS	P	2006-06-01	2019-04-22
MFB NORTHERN FUNDS SMALL CAP INDEX F	P	2014-12-18	2019-04-22
MFB NORTHERN HIGH YIELD FIXED INCOME	P	2006-03-09	2019-04-22
MFB NORTHN INTL EQTY FD	P	2005-01-18	2019-04-22
MFB NORTHERN EQUITY INDEX FUNDS MID	P	2013-12-19	2019-04-22
MFB NORTHERN EQUITY INDEX FUNDS MID	P	2005-10-31	2019-04-22
ALLERGAN PLC. COM STK	P	2016-05-03	2019-05-16
KOHL'S CORP COM	P	2015-12-21	2019-05-23

Form 990PF Part IV - Capital Gains and Losses for Tax on Investment Income - Columns e - h

(e) Gross sales price	(f) Depreciation allowed (or allowable)	(g) Cost or other basis plus expense of sale	(h) Gain or (loss) (e) plus (f) minus (g)
125,000		128,082	-3,082
188,046		179,709	8,337
414,654		311,850	102,804
4,730		4,548	182
282,625		340,425	-57,800
92,823		100,000	-7,177
8,856		7,880	976
147,501		84,995	62,506
64,612		99,379	-34,767
9,684		8,544	1,140

Form 990PF Part IV - Capital Gains and Losses for Tax on Investment Income - Columns i - l

Complete only for assets showing gain in column (h) and owned by the foundation on 12/31/69			(l) Gains (Col. (h) gain minus col. (k), but not less than -0-) or Losses (from col.(h))
(i) F.M.V. as of 12/31/69	(j) Adjusted basis as of 12/31/69	(k) Excess of col. (i) over col. (j), if any	
			-3,082
			8,337
			102,804
			182
			-57,800
			-7,177
			976
			62,506
			-34,767
			1,140

Form 990PF Part IV - Capital Gains and Losses for Tax on Investment Income - Columns a - d

List and describe the kind(s) of property sold (e.g., real estate, (a) 2-story brick warehouse; or common stock, 200 shs. MLC Co.)	(b) How acquired P—Purchase D—Donation	(c) Date acquired (mo., day, yr.)	(d) Date sold (mo., day, yr.)
STARBUCKS CORP COM	P	2012-08-09	2019-09-05
DICKS SPORTING GOODS INC OC-COM OC-C	P	2014-06-17	2019-05-16
ALEXION PHARMACEUTICALS INC COM	P	2017-04-13	2019-05-23
CIGNA CORP NEW COM	P	2012-06-21	2019-05-16
SCHLUMBERGER LTD COM COM	P	2011-04-11	2019-05-16
ALLIANCE DATA SYS CORP COM	P	2017-05-16	2019-05-16
AFLAC INC 3.625% DUE 11-15-2024	P	2017-12-20	2019-05-16
TD AMERITRADE HLDG 3.75% DUE 04-01-2	P	2018-10-30	2019-05-17
UNITED STATES TREAS NTS DTD 00424 1%	P	2016-12-27	2019-09-30
UNION PAC CORP 4.163% DUE 07-15-2022	P	2018-05-16	2019-05-16

Form 990PF Part IV - Capital Gains and Losses for Tax on Investment Income - Columns e - h

(e) Gross sales price	(f) Depreciation allowed (or allowable)	(g) Cost or other basis plus expense of sale	(h) Gain or (loss) (e) plus (f) minus (g)
71,930		17,047	54,883
5,716		7,030	-1,314
60,439		57,543	2,896
2,907		3,370	-463
17,328		39,483	-22,155
19,315		32,226	-12,911
129,738		129,429	309
129,883		124,724	5,159
75,000		75,000	
104,018		102,082	1,936

Form 990PF Part IV - Capital Gains and Losses for Tax on Investment Income - Columns i - l

Complete only for assets showing gain in column (h) and owned by the foundation on 12/31/69			(l) Gains (Col. (h) gain minus col. (k), but not less than -0-) or Losses (from col.(h))
(i) F.M.V. as of 12/31/69	(j) Adjusted basis as of 12/31/69	(k) Excess of col. (i) over col. (j), if any	
			54,883
			-1,314
			2,896
			-463
			-22,155
			-12,911
			309
			5,159
			1,936

Form 990PF Part IV - Capital Gains and Losses for Tax on Investment Income - Columns a - d

List and describe the kind(s) of property sold (e.g., real estate, (a) 2-story brick warehouse; or common stock, 200 shs. MLC Co.)	(b) How acquired P—Purchase D—Donation	(c) Date acquired (mo., day, yr.)	(d) Date sold (mo., day, yr.)
UNITED STATES TREAS NTS DTD 00424 1%	P	2016-12-27	2019-01-15
MFB NORTHERN EQUITY INDEX FUNDS INT	P	2007-12-19	2019-04-22
MFB NORTHERN FUNDS EMERGING MARKETS	P	2006-04-25	2019-04-22
MFB NORTHERN FUNDS SMALL CAP INDEX F	P	2015-12-17	2019-04-22
MFB NORTHERN HIGH YIELD FIXED INCOME	P	2007-05-23	2019-04-22
MFB NORTHN INTL EQTY FD	P	2004-12-28	2019-04-22
MFB NORTHERN EQUITY INDEX FUNDS MID	P	2005-07-27	2019-04-22
MFB NORTHERN EQUITY INDEX FUNDS MID	P	2005-10-21	2019-04-22
ALLERGAN PLC. COM STK	P	2016-07-13	2019-05-16
KOHL'S CORP COM	P	2015-12-18	2019-05-23

Form 990PF Part IV - Capital Gains and Losses for Tax on Investment Income - Columns e - h

(e) Gross sales price	(f) Depreciation allowed (or allowable)	(g) Cost or other basis plus expense of sale	(h) Gain or (loss) (e) plus (f) minus (g)
24,730		24,730	
13,799		15,691	-1,892
174,526		144,715	29,811
85,520		74,300	11,220
7,980		9,972	-1,992
7,238		7,934	-696
95,710		56,242	39,468
133,239		74,825	58,414
15,766		27,353	-11,587
17,840		15,590	2,250

Form 990PF Part IV - Capital Gains and Losses for Tax on Investment Income - Columns i - l

Complete only for assets showing gain in column (h) and owned by the foundation on 12/31/69			(l) Gains (Col. (h) gain minus col. (k), but not less than -0-) or Losses (from col.(h))
(i) F.M.V. as of 12/31/69	(j) Adjusted basis as of 12/31/69	(k) Excess of col. (i) over col. (j), if any	
			-1,892
			29,811
			11,220
			-1,992
			-696
			39,468
			58,414
			-11,587
			2,250

Form 990PF Part IV - Capital Gains and Losses for Tax on Investment Income - Columns a - d

List and describe the kind(s) of property sold (e.g., real estate, (a) 2-story brick warehouse; or common stock, 200 shs. MLC Co.)	(b) How acquired P—Purchase D—Donation	(c) Date acquired (mo., day, yr.)	(d) Date sold (mo., day, yr.)
WORKDAY INC CL A COM USD0.001	P	2019-05-29	2019-11-19
DICKS SPORTING GOODS INC OC-COM OC-C	P	2014-06-12	2019-05-16
ALEXION PHARMACEUTICALS INC COM	P	2017-06-07	2019-05-23
CIGNA CORP NEW COM	P	2012-01-23	2019-05-16
PFIZER INC COM	P	2019-06-06	2019-07-30
ALLIANCE DATA SYS CORP COM	P	2016-07-13	2019-05-16
DEERE JOHN CAP CORP MEDIUM TERM 3.1	P	2018-09-05	2019-05-17
MFRS & TRADERS TR 2.9% DUE 02-06-202	P	2015-02-11	2019-05-16
INTL BUSINESS 7% DUE 10-30-2025	P	2018-06-25	2019-05-16
BB&T CORP MEDIUM TERM NTS 3.05%	P	2019-03-11	2019-05-16

Form 990PF Part IV - Capital Gains and Losses for Tax on Investment Income - Columns e - h

(e) Gross sales price	(f) Depreciation allowed (or allowable)	(g) Cost or other basis plus expense of sale	(h) Gain or (loss) (e) plus (f) minus (g)
149,572		181,867	-32,295
19,788		24,208	-4,420
44,215		36,207	8,008
21,001		24,345	-3,344
14,121		15,506	-1,385
20,347		29,012	-8,665
35,404		34,989	415
124,776		124,378	398
92,179		88,560	3,619
35,264		34,999	265

Form 990PF Part IV - Capital Gains and Losses for Tax on Investment Income - Columns i - l

Complete only for assets showing gain in column (h) and owned by the foundation on 12/31/69			(l) Gains (Col. (h) gain minus col. (k), but not less than -0-) or Losses (from col.(h))
(i) F.M.V. as of 12/31/69	(j) Adjusted basis as of 12/31/69	(k) Excess of col. (i) over col. (j), if any	
			-32,295
			-4,420
			8,008
			-3,344
			-1,385
			-8,665
			415
			398
			3,619
			265

Form 990PF Part IV - Capital Gains and Losses for Tax on Investment Income - Columns a - d

List and describe the kind(s) of property sold (e.g., real estate, (a) 2-story brick warehouse; or common stock, 200 shs. MLC Co.)	(b) How acquired P—Purchase D—Donation	(c) Date acquired (mo., day, yr.)	(d) Date sold (mo., day, yr.)
UNITED STATES TREAS NTS DTD 00424 1%	P	2012-10-12	2019-01-15
MFB NORTHERN EQUITY INDEX FUNDS INT	P	2006-01-18	2019-04-22
MFB NORTHERN FUNDS SMALL CAP INDEX F	P	2008-05-14	2019-04-22
MFB NORTHERN FUNDS SMALL CAP INDEX F	P	2018-12-20	2019-04-22
MFB NORTHERN HIGH YIELD FIXED INCOME	P	2013-12-19	2019-04-22
MFB NORTHN INTL EQTY FD	P	2004-10-05	2019-04-22
MFB NORTHERN EQUITY INDEX FUNDS MID	P	2014-12-18	2019-04-22
MFB NORTHERN EQUITY INDEX FUNDS MID	P	2012-12-19	2019-04-22
DUKE ENERGY CORP NEW COM NEW COM NEW	P	2015-12-23	2019-05-16
KOHL'S CORP COM	P	2015-06-19	2019-05-23

Form 990PF Part IV - Capital Gains and Losses for Tax on Investment Income - Columns e - h

(e) Gross sales price	(f) Depreciation allowed (or allowable)	(g) Cost or other basis plus expense of sale	(h) Gain or (loss) (e) plus (f) minus (g)
24,730		24,864	-134
160,739		148,070	12,669
995,478		733,468	262,010
17,217		14,573	2,644
31,523		35,457	-3,934
137,295		135,000	2,295
5,479		5,176	303
2,881		2,068	813
55,340		46,010	9,330
63,560		79,602	-16,042

Form 990PF Part IV - Capital Gains and Losses for Tax on Investment Income - Columns i - l

Complete only for assets showing gain in column (h) and owned by the foundation on 12/31/69			(l) Gains (Col. (h) gain minus col. (k), but not less than -0-) or Losses (from col.(h))
(i) F.M.V. as of 12/31/69	(j) Adjusted basis as of 12/31/69	(k) Excess of col. (i) over col. (j), if any	
			-134
			12,669
			262,010
			2,644
			-3,934
			2,295
			303
			813
			9,330
			-16,042

Form 990PF Part IV - Capital Gains and Losses for Tax on Investment Income - Columns a - d

List and describe the kind(s) of property sold (e.g., real estate, (a) 2-story brick warehouse; or common stock, 200 shs. MLC Co.)	(b) How acquired P—Purchase D—Donation	(c) Date acquired (mo., day, yr.)	(d) Date sold (mo., day, yr.)
WORKDAY INC CL A COM USD0.001	P	2019-09-11	2019-11-19
DICKS SPORTING GOODS INC OC-COM OC-C	P	2015-06-04	2019-05-16
PALO ALTO NETWORKS INC COM USD0.0001	P	2017-04-13	2019-05-16
REORG/RED HAT CASH MERGER	P	2016-02-17	2019-07-10
ZIMMER BIOMET HLDGS INC COM	P	2014-08-07	2019-05-16
REORG/CELGENE CORP CASH AND STOCK M	P	2016-02-25	2019-05-16
PHILIP MORRIS INTL 2.875% DUE 05-01-	P	2019-04-29	2019-05-17
FFCB TRANCHE 00073 2.23 06-06-2024	P	2016-06-02	2019-11-26
TARGET CORP FIXED 3.375% 04-15-2029	P	2019-03-18	2019-05-17
PEPSICO INC 2.375% DUE 10-06-2026	P	2016-10-04	2019-05-21

Form 990PF Part IV - Capital Gains and Losses for Tax on Investment Income - Columns e - h

(e) Gross sales price	(f) Depreciation allowed (or allowable)	(g) Cost or other basis plus expense of sale	(h) Gain or (loss) (e) plus (f) minus (g)
99,715		103,658	-3,943
10,925		16,327	-5,402
138,746		70,585	68,161
176,700		61,856	114,844
6,676		6,089	587
87,445		92,943	-5,498
74,716		74,585	131
125,000		125,000	
40,660		39,996	664
14,393		15,012	-619

Form 990PF Part IV - Capital Gains and Losses for Tax on Investment Income - Columns i - l

Complete only for assets showing gain in column (h) and owned by the foundation on 12/31/69			(l) Gains (Col. (h) gain minus col. (k), but not less than -0-) or Losses (from col.(h))
(i) F.M.V. as of 12/31/69	(j) Adjusted basis as of 12/31/69	(k) Excess of col. (i) over col. (j), if any	
			-3,943
			-5,402
			68,161
			114,844
			587
			-5,498
			131
			664
			-619

Form 990PF Part IV - Capital Gains and Losses for Tax on Investment Income - Columns a - d

List and describe the kind(s) of property sold (e.g., real estate, (a) 2-story brick warehouse; or common stock, 200 shs. MLC Co.)	(b) How acquired P—Purchase D—Donation	(c) Date acquired (mo., day, yr.)	(d) Date sold (mo., day, yr.)
APPLE INC 3.2% DUE 05-11-2027	P	2017-09-08	2019-02-14
MFB NORTHERN EQUITY INDEX FUNDS INT	P	2006-12-19	2019-04-22
MFB NORTHERN FUNDS SMALL CAP INDEX F	P	2013-12-19	2019-04-22
MFB NORTHERN FUNDS SMALL CAP INDEX F	P	2015-12-17	2019-04-22
MFB NORTHERN HIGH YIELD FIXED INCOME	P	2005-10-25	2019-04-22
MFB NORTHN INTL EQTY FD	P	2005-01-19	2019-04-22
MFB NORTHERN EQUITY INDEX FUNDS MID	P	2005-04-06	2019-04-22
MFB NORTHERN EQUITY INDEX FUNDS MID	P	2005-10-07	2019-04-22
OCCIDENTAL PETROLEUM CORP	P	2019-06-10	2019-12-09
KOHL'S CORP COM	P	2016-06-07	2019-05-23

Form 990PF Part IV - Capital Gains and Losses for Tax on Investment Income - Columns e - h

(e) Gross sales price	(f) Depreciation allowed (or allowable)	(g) Cost or other basis plus expense of sale	(h) Gain or (loss) (e) plus (f) minus (g)
49,459		51,132	-1,673
12,697		13,823	-1,126
5,896		5,579	317
6,048		5,255	793
83,021		100,250	-17,229
46,774		50,000	-3,226
268,578		145,000	123,578
175,919		100,225	75,694
67,398		86,041	-18,643
48,830		36,261	12,569

Form 990PF Part IV - Capital Gains and Losses for Tax on Investment Income - Columns i - l

Complete only for assets showing gain in column (h) and owned by the foundation on 12/31/69			(l) Gains (Col. (h) gain minus col. (k), but not less than -0-) or Losses (from col.(h))
(i) F.M.V. as of 12/31/69	(j) Adjusted basis as of 12/31/69	(k) Excess of col. (i) over col. (j), if any	
			-1,673
			-1,126
			317
			793
			-17,229
			-3,226
			123,578
			75,694
			-18,643
			12,569

Form 990PF Part IV - Capital Gains and Losses for Tax on Investment Income - Columns a - d

List and describe the kind(s) of property sold (e.g., real estate, (a) 2-story brick warehouse; or common stock, 200 shs. MLC Co.)	(b) How acquired P—Purchase D—Donation	(c) Date acquired (mo., day, yr.)	(d) Date sold (mo., day, yr.)
WORKDAY INC CL A COM USD0.001	P	2019-10-10	2019-11-19
DICKS SPORTING GOODS INC OC-COM OC-C	P	2015-10-15	2019-05-16
ORACLE CORP COM	P	2019-05-14	2019-12-17
REORG/RED HAT CASH MERGER	P	2016-02-18	2019-07-10
ZIMMER BIOMET HLDGS INC COM	P	2014-07-31	2019-05-16
REORG/CELGENE CORP CASH AND STOCK M	P	2016-09-16	2019-05-16
METLIFE INC STEP CPN 3.048% DUE	P	2012-09-28	2019-05-16
CATERPILLAR FINL SVCS CORP MEDIUM TE	P	2018-09-04	2019-05-17
GOLDMAN SACHS 3.625% DUE 02-20-2024	P	2019-02-13	2019-05-17
PEPSICO INC 2.375% DUE 10-06-2026	P	2016-10-04	2019-05-21

Form 990PF Part IV - Capital Gains and Losses for Tax on Investment Income - Columns e - h

(e) Gross sales price	(f) Depreciation allowed (or allowable)	(g) Cost or other basis plus expense of sale	(h) Gain or (loss) (e) plus (f) minus (g)
99,715		104,485	-4,770
15,374		19,895	-4,521
95,327		98,257	-2,930
49,210		17,310	31,900
28,849		24,453	4,396
18,046		20,271	-2,225
100,800		100,639	161
40,420		39,969	451
51,001		49,939	1,062
105,546		110,088	-4,542

Form 990PF Part IV - Capital Gains and Losses for Tax on Investment Income - Columns i - l

Complete only for assets showing gain in column (h) and owned by the foundation on 12/31/69			(l) Gains (Col. (h) gain minus col. (k), but not less than -0-) or Losses (from col.(h))
(i) F.M.V. as of 12/31/69	(j) Adjusted basis as of 12/31/69	(k) Excess of col. (i) over col. (j), if any	
			-4,770
			-4,521
			-2,930
			31,900
			4,396
			-2,225
			161
			451
			1,062
			-4,542

Form 990PF Part IV - Capital Gains and Losses for Tax on Investment Income - Columns a - d

List and describe the kind(s) of property sold (e.g., real estate, (a) 2-story brick warehouse; or common stock, 200 shs. MLC Co.)	(b) How acquired P—Purchase D—Donation	(c) Date acquired (mo., day, yr.)	(d) Date sold (mo., day, yr.)
PPG INDS INC 3.6% DUE 11-15-2020	P	2018-03-20	2019-05-09
MFB NORTHERN EQUITY INDEX FUNDS INT	P	2005-10-21	2019-04-22
MFB NORTHERN FUNDS SMALL CAP INDEX F	P	2007-10-16	2019-04-22
MFB NORTHERN HIGH YIELD FIXED INCOME	P	2005-10-28	2019-04-22
MFB NORTHERN HIGH YIELD FIXED INCOME	P	2005-11-03	2019-04-22
MFB NORTHN INTL EQTY FD	P	2004-12-07	2019-04-22
MFB NORTHERN EQUITY INDEX FUNDS MID	P	2007-01-12	2019-04-22
MFB NORTHERN EQUITY INDEX FUNDS MID	P	2008-12-19	2019-04-22
OCCIDENTAL PETROLEUM CORP	P	2019-06-28	2019-12-09
FOX CORP CL A CL A	P	2019-03-19	2019-05-16

Form 990PF Part IV - Capital Gains and Losses for Tax on Investment Income - Columns e - h

(e) Gross sales price	(f) Depreciation allowed (or allowable)	(g) Cost or other basis plus expense of sale	(h) Gain or (loss) (e) plus (f) minus (g)
50,665		50,465	200
60,900		50,600	10,300
332,447		300,000	32,447
83,542		100,250	-16,708
83,021		99,750	-16,729
93,548		100,000	-6,452
59,753		38,841	20,912
8,183		3,041	5,142
67,398		90,049	-22,651
62,439		67,067	-4,628

Form 990PF Part IV - Capital Gains and Losses for Tax on Investment Income - Columns i - l

Complete only for assets showing gain in column (h) and owned by the foundation on 12/31/69			(l) Gains (Col. (h) gain minus col. (k), but not less than -0-) or Losses (from col.(h))
(i) F.M.V. as of 12/31/69	(j) Adjusted basis as of 12/31/69	(k) Excess of col. (i) over col. (j), if any	
			200
			10,300
			32,447
			-16,708
			-16,729
			-6,452
			20,912
			5,142
			-22,651
			-4,628

Form 990PF Part IV - Capital Gains and Losses for Tax on Investment Income - Columns a - d

List and describe the kind(s) of property sold (e.g., real estate, (a) 2-story brick warehouse; or common stock, 200 shs. MLC Co.)	(b) How acquired P—Purchase D—Donation	(c) Date acquired (mo., day, yr.)	(d) Date sold (mo., day, yr.)
WORKDAY INC CL A COM USD0.001	P	2019-06-10	2019-11-19
DICKS SPORTING GOODS INC OC-COM OC-C	P	2014-06-13	2019-05-16
ORACLE CORP COM	P	2010-10-04	2019-12-17
REORG/RED HAT CASH MERGER	P	2016-09-16	2019-07-10
ZIMMER BIOMET HLDGS INC COM	P	2014-07-30	2019-05-16
ESTEE LAUDER COMPANIES INC CL A	P	2017-04-17	2019-05-23
SANTANDER UK PLC 3.75% DUE 11-15-202	P	2018-11-07	2019-05-16
PNC FINL SVCS GROUP INC 3.45% DUE	P	2019-04-16	2019-05-16
FFCB TRANCHE 00074 2.44	P	2016-05-27	2019-09-13
FHLMC PREASSIGN 00049 3.75 03-27-201	P	2009-11-05	2019-03-27

Form 990PF Part IV - Capital Gains and Losses for Tax on Investment Income - Columns e - h

(e) Gross sales price	(f) Depreciation allowed (or allowable)	(g) Cost or other basis plus expense of sale	(h) Gain or (loss) (e) plus (f) minus (g)
99,715		128,960	-29,245
19,354		23,704	-4,350
131,340		67,538	63,802
59,470		23,077	36,393
60,321		51,559	8,762
59,294		30,769	28,525
76,409		74,796	1,613
50,378		49,920	458
110,000		110,000	
175,000		172,739	2,261

Form 990PF Part IV - Capital Gains and Losses for Tax on Investment Income - Columns i - l

Complete only for assets showing gain in column (h) and owned by the foundation on 12/31/69			(l) Gains (Col. (h) gain minus col. (k), but not less than -0-) or Losses (from col.(h))
(i) F.M.V. as of 12/31/69	(j) Adjusted basis as of 12/31/69	(k) Excess of col. (i) over col. (j), if any	
			-29,245
			-4,350
			63,802
			36,393
			8,762
			28,525
			1,613
			458
			2,261

Form 990PF Part IV - Capital Gains and Losses for Tax on Investment Income - Columns a - d

List and describe the kind(s) of property sold (e.g., real estate, (a) 2-story brick warehouse; or common stock, 200 shs. MLC Co.)	(b) How acquired P—Purchase D—Donation	(c) Date acquired (mo., day, yr.)	(d) Date sold (mo., day, yr.)
MFB NORTHERN EQUITY INDEX FUNDS INT	P	2006-12-19	2019-04-22
MFB NORTHERN FUNDS SMALL CAP INDEX F	P	2017-12-21	2019-04-22
MFB NORTHERN HIGH YIELD FIXED INCOME	P	2008-01-30	2019-04-22
MFB NORTHERN HIGH YIELD FIXED INCOME	P	2005-10-31	2019-04-22
MFB NORTHN INTL EQTY FD	P	2006-12-19	2019-04-22
MFB NORTHERN EQUITY INDEX FUNDS MID	P	2018-12-20	2019-04-22
MFB NORTHERN EQUITY INDEX FUNDS MID	P	2009-12-21	2019-04-22
OCCIDENTAL PETROLEUM CORP	P	2019-05-14	2019-12-09
GRAINGER W W INC COM	P	2016-11-16	2019-05-16
WORKDAY INC CL A COM USD0.001	P	2019-10-24	2019-11-19

Form 990PF Part IV - Capital Gains and Losses for Tax on Investment Income - Columns e - h

(e) Gross sales price	(f) Depreciation allowed (or allowable)	(g) Cost or other basis plus expense of sale	(h) Gain or (loss) (e) plus (f) minus (g)
7,430		8,089	-659
10,883		11,936	-1,053
210,563		239,694	-29,131
83,125		99,750	-16,625
12,457		16,869	-4,412
150,812		126,836	23,976
1			1
116,075		169,819	-53,744
71,675		60,557	11,118
116,334		110,614	5,720

Form 990PF Part IV - Capital Gains and Losses for Tax on Investment Income - Columns i - l

Complete only for assets showing gain in column (h) and owned by the foundation on 12/31/69			(l) Gains (Col. (h) gain minus col. (k), but not less than -0-) or Losses (from col.(h))
(i) F.M.V. as of 12/31/69	(j) Adjusted basis as of 12/31/69	(k) Excess of col. (i) over col. (j), if any	
			-659
			-1,053
			-29,131
			-16,625
			-4,412
			23,976
			1
			-53,744
			11,118
			5,720

Form 990PF Part IV - Capital Gains and Losses for Tax on Investment Income - Columns a - d

List and describe the kind(s) of property sold (e.g., real estate, (a) 2-story brick warehouse; or common stock, 200 shs. MLC Co.)	(b) How acquired P—Purchase D—Donation	(c) Date acquired (mo., day, yr.)	(d) Date sold (mo., day, yr.)
DICKS SPORTING GOODS INC OC-COM OC-C	P	2014-06-16	2019-05-16
ORACLE CORP COM	P	2017-01-12	2019-12-17
EOG RESOURCES INC COM	P	2019-05-14	2019-10-10
ZIMMER BIOMET HLDGS INC COM	P	2015-03-18	2019-05-16
ESTEE LAUDER COMPANIES INC CL A	P	2017-04-13	2019-05-23
AMERIPRISE FINL 4% DUE 10-15-2023	P	2015-05-08	2019-05-16
WESTPAC BKG CORP 4.875% DUE 11-19-20	P	2019-01-15	2019-11-19
UTD STATES TREAS 1% DUE 11-30-2019	P	2012-12-12	2019-12-02
UTD STATES TREAS .75% DUE 02-15-2019	P	2017-07-11	2019-02-15
MFB NORTHERN EQUITY INDEX FUNDS INT	P	2005-07-27	2019-04-22

Form 990PF Part IV - Capital Gains and Losses for Tax on Investment Income - Columns e - h

(e) Gross sales price	(f) Depreciation allowed (or allowable)	(g) Cost or other basis plus expense of sale	(h) Gain or (loss) (e) plus (f) minus (g)
11,395		13,932	-2,537
39,402		28,967	10,435
40,993		57,047	-16,054
22,054		21,666	388
133,535		69,222	64,313
104,800		104,019	781
90,000		90,000	
50,000		49,754	246
100,000		100,000	
96,653		78,640	18,013

Form 990PF Part IV - Capital Gains and Losses for Tax on Investment Income - Columns i - l

Complete only for assets showing gain in column (h) and owned by the foundation on 12/31/69			(l) Gains (Col. (h) gain minus col. (k), but not less than -0-) or Losses (from col.(h))
(i) F.M.V. as of 12/31/69	(j) Adjusted basis as of 12/31/69	(k) Excess of col. (i) over col. (j), if any	
			-2,537
			10,435
			-16,054
			388
			64,313
			781
			246
			18,013

Form 990PF Part IV - Capital Gains and Losses for Tax on Investment Income - Columns a - d

List and describe the kind(s) of property sold (e.g., real estate, (a) 2-story brick warehouse; or common stock, 200 shs. MLC Co.)	(b) How acquired P—Purchase D—Donation	(c) Date acquired (mo., day, yr.)	(d) Date sold (mo., day, yr.)
MFB NORTHERN FUNDS SMALL CAP INDEX F	P	2007-12-19	2019-04-22
MFB NORTHERN HIGH YIELD FIXED INCOME	P	2014-12-18	2019-04-22
MFB NORTHERN HIGH YIELD FIXED INCOME	P	2019-04-22	2019-04-22
MFB NORTHN INTL EQTY FD	P	2013-12-19	2019-04-22
MFB NORTHERN EQUITY INDEX FUNDS MID	P	2005-12-20	2019-04-22
MFB NORTHERN EQUITY INDEX FUNDS MID	P	2018-12-20	2019-04-22
OCCIDENTAL PETROLEUM CORP	P	2019-05-20	2019-12-09
GRAINGER W W INC COM	P	2017-01-12	2019-05-16
WELLS FARGO & CO NEW COM STK	P	2005-02-22	2019-05-20
DICKS SPORTING GOODS INC OC-COM OC-C	P	2014-08-28	2019-05-16

Form 990PF Part IV - Capital Gains and Losses for Tax on Investment Income - Columns e - h

(e) Gross sales price	(f) Depreciation allowed (or allowable)	(g) Cost or other basis plus expense of sale	(h) Gain or (loss) (e) plus (f) minus (g)
27,224		20,538	6,686
8,338		8,815	-477
8,910		8,910	
4,208		4,265	-57
152		91	61
7,692		6,469	1,223
56,165		80,102	-23,937
39,023		34,715	4,308
18,238		11,898	6,340
2,315		2,894	-579

Form 990PF Part IV - Capital Gains and Losses for Tax on Investment Income - Columns i - l

Complete only for assets showing gain in column (h) and owned by the foundation on 12/31/69			(l) Gains (Col. (h) gain minus col. (k), but not less than -0-) or Losses (from col.(h))
(i) F.M.V. as of 12/31/69	(j) Adjusted basis as of 12/31/69	(k) Excess of col. (i) over col. (j), if any	
			6,686
			-477
			-57
			61
			1,223
			-23,937
			4,308
			6,340
			-579

Form 990PF Part IV - Capital Gains and Losses for Tax on Investment Income - Columns a - d

List and describe the kind(s) of property sold (e.g., real estate, (a) 2-story brick warehouse; or common stock, 200 shs. MLC Co.)	(b) How acquired P—Purchase D—Donation	(c) Date acquired (mo., day, yr.)	(d) Date sold (mo., day, yr.)
ORACLE CORP COM	P	2017-01-27	2019-12-17
EOG RESOURCES INC COM	P	2015-08-20	2019-10-10
ZIMMER BIOMET HLDGS INC COM	P	2015-06-04	2019-05-16
ARISTA NETWORKS INC COM	P	2019-07-16	2019-10-10
COMCAST CORP NEW 2.35% DUE 01-15-202	P	2016-07-14	2019-05-16
GEN DYNAMICS CORP 1.875% DUE 08-15-2	P	2016-08-09	2019-05-16
MORGAN STANLEY 3.875% DUE 04-29-2024	P	2015-01-29	2019-05-17
TAKEDA PHARMACEUTICAL CO LTD SPONSOR	P	2019-01-10	2019-01-24
MFB NORTHERN EQUITY INDEX FUNDS INT	P	2005-08-24	2019-04-22
MFB NORTHERN FUNDS SMALL CAP INDEX F	P	2016-12-15	2019-04-22

Form 990PF Part IV - Capital Gains and Losses for Tax on Investment Income - Columns e - h

(e) Gross sales price	(f) Depreciation allowed (or allowable)	(g) Cost or other basis plus expense of sale	(h) Gain or (loss) (e) plus (f) minus (g)
46,181		35,160	11,021
70,099		79,578	-9,479
26,584		25,336	1,248
181,549		220,077	-38,528
70,763		74,972	-4,209
145,277		148,974	-3,697
129,475		129,244	231
16		15	1
92,242		77,550	14,692
53,020		54,038	-1,018

Form 990PF Part IV - Capital Gains and Losses for Tax on Investment Income - Columns i - l

Complete only for assets showing gain in column (h) and owned by the foundation on 12/31/69			(l) Gains (Col. (h) gain minus col. (k), but not less than -0-) or Losses (from col.(h))
(i) F.M.V. as of 12/31/69	(j) Adjusted basis as of 12/31/69	(k) Excess of col. (i) over col. (j), if any	
			11,021
			-9,479
			1,248
			-38,528
			-4,209
			-3,697
			231
			1
			14,692
			-1,018

Form 990PF Part IV - Capital Gains and Losses for Tax on Investment Income - Columns a - d

List and describe the kind(s) of property sold (e.g., real estate, (a) 2-story brick warehouse; or common stock, 200 shs. MLC Co.)	(b) How acquired P—Purchase D—Donation	(c) Date acquired (mo., day, yr.)	(d) Date sold (mo., day, yr.)
MFB NORTHERN HIGH YIELD FIXED INCOME	P	2006-01-26	2019-04-22
MFB NORTHERN HIGH YIELD FIXED INCOME	P	2012-03-01	2019-04-22
MFB NORTHN INTL EQTY FD	P	2006-09-01	2019-04-22
MFB NORTHERN EQUITY INDEX FUNDS MID	P	2006-12-19	2019-04-22
MFB NORTHERN EQUITY INDEX FUNDS MID	P	2007-12-19	2019-04-22
NUCOR CORP COM	P	2012-03-02	2019-05-16
QUALCOMM INC COM	P	2017-04-27	2019-05-23
WELLS FARGO & CO NEW COM STK	P	2006-02-24	2019-05-20
DICKS SPORTING GOODS INC OC-COM OC-C	P	2014-09-04	2019-05-16
EBAY INC COM USD0.001	P	2019-07-16	2019-09-11

Form 990PF Part IV - Capital Gains and Losses for Tax on Investment Income - Columns e - h

(e) Gross sales price	(f) Depreciation allowed (or allowable)	(g) Cost or other basis plus expense of sale	(h) Gain or (loss) (e) plus (f) minus (g)
266,331		322,000	-55,669
181,199		200,000	-18,801
323,563		437,503	-113,940
11,824		7,564	4,260
4,244		2,708	1,536
2,483		1,963	520
45,270		35,220	10,050
7,159		5,078	2,081
5,679		7,042	-1,363
586,458		586,996	-538

Form 990PF Part IV - Capital Gains and Losses for Tax on Investment Income - Columns i - l

Complete only for assets showing gain in column (h) and owned by the foundation on 12/31/69			(l) Gains (Col. (h) gain minus col. (k), but not less than -0-) or Losses (from col.(h))
(i) F.M.V. as of 12/31/69	(j) Adjusted basis as of 12/31/69	(k) Excess of col. (i) over col. (j), if any	
			-55,669
			-18,801
			-113,940
			4,260
			1,536
			520
			10,050
			2,081
			-1,363
			-538

Form 990PF Part IV - Capital Gains and Losses for Tax on Investment Income - Columns a - d

List and describe the kind(s) of property sold (e.g., real estate, (a) 2-story brick warehouse; or common stock, 200 shs. MLC Co.)	(b) How acquired P—Purchase D—Donation	(c) Date acquired (mo., day, yr.)	(d) Date sold (mo., day, yr.)
EOG RESOURCES INC COM	P	2019-06-11	2019-10-10
WABTEC CORP COM	P	2019-02-26	2019-05-16
ARISTA NETWORKS INC COM	P	2019-07-09	2019-10-10
DISNEY WALT CO NEW NT 3.75 DUE	P	2012-07-31	2019-05-16
UNITED STATES TREAS NTS 1.875% 12-31	P	2018-04-26	2019-12-31
PUBLIC SERVICE CO OF COLORADO 2.25 D	P	2012-09-04	2019-05-17

Form 990PF Part IV - Capital Gains and Losses for Tax on Investment Income - Columns e - h

(e) Gross sales price	(f) Depreciation allowed (or allowable)	(g) Cost or other basis plus expense of sale	(h) Gain or (loss) (e) plus (f) minus (g)
40,993		52,410	-11,417
2,352		2,616	-264
272,323		324,740	-52,417
127,900		128,990	-1,090
150,000		150,000	
123,256		124,878	-1,622

Form 990PF Part IV - Capital Gains and Losses for Tax on Investment Income - Columns i - l

Complete only for assets showing gain in column (h) and owned by the foundation on 12/31/69			(l) Gains (Col. (h) gain minus col. (k), but not less than -0-) or Losses (from col.(h))
(i) F.M.V. as of 12/31/69	(j) Adjusted basis as of 12/31/69	(k) Excess of col. (i) over col. (j), if any	
			-11,417
			-264
			-52,417
			-1,090
			-1,622

Form 990PF Part XV Line 3 - Grants and Contributions Paid During the Year or Approved for Future Payment

Recipient	If recipient is an individual, show any relationship to any foundation manager or substantial contributor	Foundation status of recipient	Purpose of grant or contribution	Amount
Name and address (home or business)				
a <i>Paid during the year</i>				
AMERICAN RED CROSS PO BOX 3097 SEATTLE, WA 981143097	NONE	509(A)(1)	DISASTER RELIEF ASSISTANCE	20,000
ARBORETUM FOUNDATION 2300 ARBORETUM DR E SEATTLE, WA 98112	NONE	509(A)(1)	LAND CONSERVATION	1,000
BEHIND THE BADGE FOUNDATION 8309165TH AVENUE NE SUITE REDMOND, WA 98052	NONE	509(A)(1)	LINE OF DUTY FAMILY SUPPORT FOR LAW	5,000
Total ▶ 3a				1,391,000

Form 990PF Part XV Line 3 - Grants and Contributions Paid During the Year or Approved for Future Payment				
Recipient	If recipient is an individual, show any relationship to any foundation manager or substantial contributor	Foundation status of recipient	Purpose of grant or contribution	Amount
Name and address (home or business)				
a <i>Paid during the year</i>				
CANINE COMPANIONS FOR INDEPENDENCE P O BOX 446 SANTA ROSA, CA 954020446	NONE	509(A)(1)	COMPANION ANIMAL TRAINING	5,000
CHILD FUND INTERNATIONAL P O BOX 26511 RICHMOND, VA 232868818	NONE	509(A)(2)	THIRD-WORLD CHILD ASSISTANCE	5,000
CHILDHAVEN316 BROADWAY SEATTLE, WA 981225325	NONE	509(A)(1)	SHELTER/CARE FOR CHILDREN	5,000
Total ▶ 3a				1,391,000

Form 990PF Part XV Line 3 - Grants and Contributions Paid During the Year or Approved for Future Payment				
Recipient	If recipient is an individual, show any relationship to any foundation manager or substantial contributor	Foundation status of recipient	Purpose of grant or contribution	Amount
Name and address (home or business)				
a <i>Paid during the year</i>				
CHILDREN'S HOSPITAL FOUNDATION PO BOX 50020-S-200 SEATTLE, WA 981455020	NONE	509(A)(1)	BIO-CHEMICAL GENETIC DEPARTMENT	10,000
COCOON HOUSE3530 COLBY AVENUE EVERETT, WA 98201	NONE	509(A)(1)	AT RISK HOMELESS YOUTH ASSISTANCE	1,000
CONSERVATION INTERNATIONAL 2011 CRYSTAL DRIVE 500 ARLINGTON, VA 22202	NONE	509(A)(1)	LAND CONSERVATION	250,000
Total ▶ 3a				1,391,000

Form 990PF Part XV Line 3 - Grants and Contributions Paid During the Year or Approved for Future Payment				
Recipient	If recipient is an individual, show any relationship to any foundation manager or substantial contributor	Foundation status of recipient	Purpose of grant or contribution	Amount
Name and address (home or business)				
a <i>Paid during the year</i>				
CORNISH COLLEGE OF THE ARTS 1000 LENORA STREET SEATTLE, WA 98121	NONE	509(A)(1)	SCHOLARSHIP FUND	5,000
CYSTIC FIBROSIS FOUNDATION 4550 MONTGOMERY AVE1100N BETHESADA, MD 20814	NONE	509(A)(1)	MEDICAL RESEARCH	20,000
DIRECT RELIEF 610 WALLACE BECKNELL RD SANTA BARBARA, CA 93117	NONE	509(A)(1)	DISASTER RELIEF	20,000
Total ▶ 3a				1,391,000

Form 990PF Part XV Line 3 - Grants and Contributions Paid During the Year or Approved for Future Payment				
Recipient	If recipient is an individual, show any relationship to any foundation manager or substantial contributor	Foundation status of recipient	Purpose of grant or contribution	Amount
Name and address (home or business)				
a <i>Paid during the year</i>				
DOCTORS WITHOUT BORDERS 333 SEVENTH AVENUE 2ND F NEW YORK, NY 10001	NONE	509(A)(1)	MEDICAL CARE IN 3RD WORLD COUNTRIES	10,000
EPIPHANY SCHOOL 3710 EAST HOWELL STREET SEATTLE, WA 98122	NONE	509(A)(1)	ANNUAL FUND	20,000
EVERY MOTHER COUNTS 180 VARICK ST RM 1116 NEW YORK, NY 10014	NONE	509(A)(1)	ESSENTIAL MATERNITY CARE	5,000
Total ▶ 3a				1,391,000

Form 990PF Part XV Line 3 - Grants and Contributions Paid During the Year or Approved for Future Payment				
Recipient	If recipient is an individual, show any relationship to any foundation manager or substantial contributor	Foundation status of recipient	Purpose of grant or contribution	Amount
Name and address (home or business)				
a <i>Paid during the year</i>				
FRED HUTCHINSON CANCER RESEARCH INS P O BOX 19024 SEATTLE, WA 981091024	NONE	509(A)(1)	CANCER RESEARCH	10,000
GUIDE DOG FOUNDATION FOR THE BLIND 371 E MAINT STREET JERIC SMITHTOWN, NY 117879897	NONE	509(A)(1)	GUIDE DOGS FOR THE BLIND ASSIST	5,000
HABITAT FOR HUMANITY 560 NACHES AVENUE SW 110 RENTON, WA 98057	NONE	509(A)(1)	ASSISTED HOUSING FOR KING COUNTY	10,000
Total			3a	1,391,000

Form 990PF Part XV Line 3 - Grants and Contributions Paid During the Year or Approved for Future Payment				
Recipient	If recipient is an individual, show any relationship to any foundation manager or substantial contributor	Foundation status of recipient	Purpose of grant or contribution	Amount
Name and address (home or business)				
a <i>Paid during the year</i>				
HEREDITARY DISEASE FOUNDATION 601 W 168TH ST SUITE 54 NEW YORK, NY 10032	NONE	509(A)(1)	MEDICAL RESEARCH	5,000
HOPELINK8990 154TH AVENUE NE REDMOND, WA 98052	NONE	509(A)(1)	FAMILY ASSISTANCE PROGRAM	5,000
JUVENILE DIABETES RESEARCH FNDN 1215 FOURTH AVENUE 1400 SEATTLE, WA 98101	NONE	509(A)(1)	JUVENILE DIABETES RESEARCH	50,000
Total ▶ 3a				1,391,000

Form 990PF Part XV Line 3 - Grants and Contributions Paid During the Year or Approved for Future Payment				
Recipient	If recipient is an individual, show any relationship to any foundation manager or substantial contributor	Foundation status of recipient	Purpose of grant or contribution	Amount
Name and address (home or business)				
a Paid during the year				
KETCHUMSUN VALLEY VOLUNTEER FIREFI P O BOX 966 KETCHUM, ID 83340	NONE	509(A)(1)	PROGRAMS FOR VOLUNTEER FIREFIGHTERS	1,000
LAKESIDE SCHOOL 14050 FIRST AVENUE NE SEATTLE, WA 98103	NONE	509(A)(1)	ANNUAL FUND	5,000
LEUKEMIA & LYMPHOMA SOCIETY 5601 6TH AVENUE S 182 SEATTLE, WA 98108	NONE	509(A)(1)	CANCER RESEARCH	5,000
Total ▶ 3a				1,391,000

Form 990PF Part XV Line 3 - Grants and Contributions Paid During the Year or Approved for Future Payment

Recipient	If recipient is an individual, show any relationship to any foundation manager or substantial contributor	Foundation status of recipient	Purpose of grant or contribution	Amount
Name and address (home or business)				
a <i>Paid during the year</i>				
LIFEWIREP O BOX 6398 BELLEVUE, WA 980080398	NONE	509(A)(1)	DOMESTIC VIOLENCE SHELTER	40,000
LITTLEBIT THERAPEUTIC RIDING CENTER 18675 NE 106TH ST REDMOND, WA 98052	NONE	509(A)(1)	THERAPEUTIC RIDING	1,000
MAKE A WISH OF IDAHO 310 W IDAHO STREET BOISE, ID 83702	NONE	509(A)(1)	GRANTING WISHES OF ILL CHILDREN	1,000
Total ▶ 3a				1,391,000

Form 990PF Part XV Line 3 - Grants and Contributions Paid During the Year or Approved for Future Payment				
Recipient	If recipient is an individual, show any relationship to any foundation manager or substantial contributor	Foundation status of recipient	Purpose of grant or contribution	Amount
Name and address (home or business)				
a <i>Paid during the year</i>				
MOUNTAIN HUMANEP O BOX 1496 HAILEY, ID 83340	NONE	509(A)(2)	ANIMAL SHELTER & EDUCATION	5,000
NOAH ANIMAL ADOPTION CENTER 31300 BRANDSTROM ROAD STANWOOD, WA 98292	NONE	509(A)(2)	ANIMAL SHELTER CARE	5,000
NORTHWEST HARVESTP O BOX 12272 SEATTLE, WA 98101	NONE	509(A)(1)	FOOD BANK	40,000
Total ▶ 3a				1,391,000

Form 990PF Part XV Line 3 - Grants and Contributions Paid During the Year or Approved for Future Payment

Recipient	If recipient is an individual, show any relationship to any foundation manager or substantial contributor	Foundation status of recipient	Purpose of grant or contribution	Amount
Name and address (home or business)				
a <i>Paid during the year</i>				
PACIFIC NORTHWEST BALLET 301 MERCER STREET SEATTLE, WA 98109	NONE	509(A)(1)	PERFORMING ARTS	5,000
PATHP O BOX 900922 SEATTLE, WA 98109	NONE	509(A)(1)	MEDICAL RESEARCH	5,000
PLYMOUTH HOUSING GROUP 2113 THIRD AVE SEATTLE, WA 98121	NONE	509(A)(1)	HOMELESS CARE AND HOUSING	10,000
Total ▶ 3a				1,391,000

Form 990PF Part XV Line 3 - Grants and Contributions Paid During the Year or Approved for Future Payment

Recipient	If recipient is an individual, show any relationship to any foundation manager or substantial contributor	Foundation status of recipient	Purpose of grant or contribution	Amount
Name and address (home or business)				
a <i>Paid during the year</i>				
PRATT FINE ARTS CENTER1902 S MAIN SEATTLE, WA 98144	NONE	509(A)(1)	ARTS SCHOOL - ENDOWMENT FUND	5,000
PURRFECT PALS CAT SHELTER & SANCTUA 230 MCRAE ROAD NE ARLINGTON, WA 98223	NONE	509(A)(1)	ANIMAL SHELTER	1,000
SEATTLE AQUARIUM SOCIETY 1415 WESTERN AVE STE 505 SEATTLE, WA 981012051	NONE	509(A)(1)	MARINE LIFE AQUARIUM ED. & PRESERVAT	70,000
Total ▶ 3a				1,391,000

Form 990PF Part XV Line 3 - Grants and Contributions Paid During the Year or Approved for Future Payment				
Recipient	If recipient is an individual, show any relationship to any foundation manager or substantial contributor	Foundation status of recipient	Purpose of grant or contribution	Amount
Name and address (home or business)				
a <i>Paid during the year</i>				
SEATTLE ART MUSEUM 1300 FIRST AVENUE SEATTLE, WA 98101	NONE	509(A)(1)	PERFORMANING ARTS	50,000
SEATTLE CHILDREN'S THEATRE 201 THOMAS STREET SEATTLE, WA 981094535	NONE	509(A)(1)	PERFORMANCE ARTS - EXPANSION	50,000
SEATTLE UNION GOSPEL MISSION P O BOX 202 SEATTLE, WA 981119945	NONE	509(A)(1)	HOMELESS SHELTER	5,000
Total ▶ 3a				1,391,000

Form 990PF Part XV Line 3 - Grants and Contributions Paid During the Year or Approved for Future Payment				
Recipient	If recipient is an individual, show any relationship to any foundation manager or substantial contributor	Foundation status of recipient	Purpose of grant or contribution	Amount
Name and address (home or business)				
a <i>Paid during the year</i>				
SEATTLE UNIVERSITYP O BOX 222000 SEATTLE, WA 981221090	NONE	509(A)(1)	YOUTH INITIATIVE PROGRAM	10,000
SMILE TRAIN633 THIRD AVENUE 9TH FLOOR NEW YORK, NY 10017	NONE	509(A)(1)	MEDICAL CARE FOR CLEFT LIPS	5,000
SMILES FOREVERP O BOX 217 RENTON, WA 98057	NONE	509(A)(1)	WOMEN IN PROVERTY ASSISTANCE	5,000
Total ▶ 3a				1,391,000

Form 990PF Part XV Line 3 - Grants and Contributions Paid During the Year or Approved for Future Payment				
Recipient	If recipient is an individual, show any relationship to any foundation manager or substantial contributor	Foundation status of recipient	Purpose of grant or contribution	Amount
Name and address (home or business)				
a <i>Paid during the year</i>				
SNOW LEOPARD'S TRUST 4649 SUNNYSIDE AVENUE N SEATTLE, WA 981039986	NONE	509(A)(1)	PROTECTION FOR SNOW LEOPARDS	5,000
SR3 SEALIFE RESPONSE REHABILITATION 2255 HARBOR AVE SW 101 MUKILTEO, WA 98275	NONE	509(A)(1)	SEALIFE REHABILITATION & RESEARCH	50,000
ST JAMES CATHEDRAL 804 NINTH AVENUE SEATTLE, WA 98104	NONE	509(A)(3)	ANNUAL FUND	5,000
Total ▶ 3a				1,391,000

Form 990PF Part XV Line 3 - Grants and Contributions Paid During the Year or Approved for Future Payment				
Recipient	If recipient is an individual, show any relationship to any foundation manager or substantial contributor	Foundation status of recipient	Purpose of grant or contribution	Amount
Name and address (home or business)				
a <i>Paid during the year</i>				
SUN VALLEY SKI EDUCATION FOUNDATION POST OFFICE BOX 203 SUN VALLEY, ID 83353	NONE	509(A)(2)	EDUCATION PROGRAM	25,000
SUSAN G KOMEN BREAST CANCER FNDTN P O BOX 650309 DALLAS, TX 752650309	NONE	509(A)(2)	BREAST CANCER RESEARCH	5,000
SWEDISH MEDICAL CENTER FOUNDATION PO BOX 22100 SEATTLE, WA 981229946	NONE	509(A)(1)	MEDICAL FOUNDATION	5,000
Total ▶ 3a				1,391,000

Form 990PF Part XV Line 3 - Grants and Contributions Paid During the Year or Approved for Future Payment				
Recipient	If recipient is an individual, show any relationship to any foundation manager or substantial contributor	Foundation status of recipient	Purpose of grant or contribution	Amount
Name and address (home or business)				
a <i>Paid during the year</i>				
TEAM SURVIVOR NORTHWEST 200 NE PACIFIC STREET SU SEATTLE, WA 98105	NONE	509(A)(1)	FITNESS & HEALTH EDUCATION PROGRAMS	5,000
THE SALVATION ARMYPO BOX 60004 PRESCOTT, AZ 86304	NONE	509(A)(1)	HOME/FOOD SERVICES	5,000
THE SAN JUAN PRESERVATION TRUST PO BOX 327 LOPEZ ISLAND, WA 98261	NONE	509(A)(1)	PRESERVING SAN JUAN ISLANDS	5,000
Total ▶ 3a				1,391,000

Form 990PF Part XV Line 3 - Grants and Contributions Paid During the Year or Approved for Future Payment				
Recipient	If recipient is an individual, show any relationship to any foundation manager or substantial contributor	Foundation status of recipient	Purpose of grant or contribution	Amount
Name and address (home or business)				
a <i>Paid during the year</i>				
THE STANFORD FUNDPO BOX 20466 STANFORD, CA 94309	NONE	509(A)(1)	UNDERGRADUATE EDUCATION FUND	50,000
THE USOP O BOX 96860 WASHINGTON, DC 200777677	NONE	509(A)(1)	MILITARY MORALE SUPPORT	5,000
TREEHOUSE2100 - 24TH AVENUE S 20 SEATTLE, WA 981444632	NONE	509(A)(1)	FOSTER CHILDREN ASSISTANCE	5,000
Total ▶ 3a				1,391,000

Form 990PF Part XV Line 3 - Grants and Contributions Paid During the Year or Approved for Future Payment				
Recipient	If recipient is an individual, show any relationship to any foundation manager or substantial contributor	Foundation status of recipient	Purpose of grant or contribution	Amount
Name and address (home or business)				
a <i>Paid during the year</i>				
UNIVERSITY OF WASHINGTON FOUNDATION BOX 359505 SEATTLE, WA 981959505	NONE	509(A)(3)	BEHAVIORAL HEALTH INSTITUTE	260,000
US SKI AND SNOWBOARD TEAM FOUNDATIO 1 VICTORY LANE PARK CITY, UT 840600100	NONE	509(A)(3)	US SKI & SNOWBOARD TEAM	5,000
VANDERBILT UNIVERSITY 2301 VANDERBILT PLACE PB NASHVILLE, TN 372406310	NONE	509(A)(1)	UNDERGRADUATE EDUCATION FUND	50,000
Total ▶ 3a				1,391,000

Form 990PF Part XV Line 3 - Grants and Contributions Paid During the Year or Approved for Future Payment				
Recipient	If recipient is an individual, show any relationship to any foundation manager or substantial contributor	Foundation status of recipient	Purpose of grant or contribution	Amount
Name and address (home or business)				
a <i>Paid during the year</i>				
WOODLAND PARK ZOO 601 N 59TH STREET SEATTLE, WA 98103	NONE	509(A)(1)	JUNE FUNDRAISER ENDOWMENT FUND	50,000
WORLD VISION 175 STRATFORD AVE STE 1 WAYNE, PA 19087	NONE	509(A)(2)	MALAWI MICROLOAN FUND DONATION	50,000
WORLD WILDLIFE FUND 1250 24TH STREET NW WASHINGTON, DC 20037	NONE	509(A)(1)	ENDANGERED SPECIES FUND	5,000
Total ▶ 3a				1,391,000

Form 990PF Part XV Line 3 - Grants and Contributions Paid During the Year or Approved for Future Payment				
Recipient	If recipient is an individual, show any relationship to any foundation manager or substantial contributor	Foundation status of recipient	Purpose of grant or contribution	Amount
Name and address (home or business)				
a <i>Paid during the year</i>				
YMCA PARTNERS WITH YOUTH 909 FOURTH AVE SEATTLE, WA 98104	NONE	509(A)(2)	YOUTH ASSISTANCE PROGRAM	5,000
YWCA1118 FIFTH AVENUE SEATTLE, WA 98101	NONE	509(A)(2)	CHILDREN'S ASSISTANCE	5,000
Total ▶ 3a				1,391,000

TY 2019 Accounting Fees Schedule**Name:** KEITH & MARY KAY MCCAOW FAMILY FOUND**EIN:** 91-1920617

Category	Amount	Net Investment Income	Adjusted Net Income	Disbursements for Charitable Purposes
ACCOUNTING FEES	3,200			3,200

TY 2019 Investments Corporate Bonds Schedule

Name: KEITH & MARY KAY MCCAWE FAMILY FOUND

EIN: 91-1920617

Investments Corporate Bonds Schedule

Name of Bond	End of Year Book Value	End of Year Fair Market Value
3M CO 3% 9/14/21	30,523	30,523
AFLAC INC 3.625% 11/15/24		
AMAZON COM INC 3.15% 08/22/27	105,978	105,978
AMERICAN EXPRESS CO 3.4% 2/27/23		
AMERIPRISE FINL 4.0% 10/15/23		
AMER HONDA FIN 2.3% 09/09/26		
ANHEUSER-BUSCH INC 3.650% 02/01/26		
APPLE INC 3.2% 05/11/27	105,521	105,521
ASTRAZENECA PLC 3.375% 11/16/25		
BANK AMER CORP 5.875% 1/5/21	93,509	93,509
BANKK AMER CORP 3.974% 02/07/30	16,468	16,468
BANK NY MELLON CORP 3.45% 8/11/23	63,076	63,076
BANK NS HELIFAX 4.375% 01/13/21	128,251	128,251
BB&T CORP MED 6.85% 04/30/19		
BLACKROCK INC 3.5% 3/18/24	132,991	132,991
BP CAP MKTS PLC 3.119% 05/04/26		
BURL NORTHERN SANTA 7% 12/15/25		
CATERPILLAR FINL SVCS CORP 3.15% 9/7		
CDN IMPERIAL BANK 3.5% 9/13/23	115,442	115,442
CITIBANK 3.4% 7/23/21	102,147	102,147

Investments Corporate Bonds Schedule

Name of Bond	End of Year Book Value	End of Year Fair Market Value
CME GROUP INC 3.000% 03/15/25		
COCA COLA CO 2.550% 06/01/26	127,786	127,786
COMCAST CORP 2.350% 01/15/17		
DEERE JOHN CAP CORP 3.125% 9/10/21		
DISNEY WALT CO 3.75% 06/01/21		
DUKE ENERGY PROGRESS 3.45% 03/15/29	69,676	69,676
ERP OPER LTD 3% 4/15/23		
GENERAL DYNAMICS CORP 1.875% 0/15/23		
INTERNATIONAL BUSINESS 7% 10/30/25		
INTERNATIONAL BUSINESS 3.5% 05/15/29	107,591	107,591
JPMORGAN CHASE 3.702% 05/06/30	16,161	16,161
METLIFE INC 3.048% 12/15/22		
MFRS & TRADERSTR 2.9% 2/6/25		
MITSUBISHI FIXED 2.665% 07/25/22		
MORGAN STANLEY 3.875% 4/29/2024		
PEPSICO INC 2.375% 10/06/26		
PHARMACIA CORP 6.6% 12/01/28	78,854	78,854
PHILIP MORRIS INTL INC 2.5% 11/02/22	101,481	101,481
PNC BK PITTSBURGH 2.7% 11/01/22		
PPG INDS INC 3.6% 11/15/20	101,402	101,402

Investments Corporate Bonds Schedule

Name of Bond	End of Year Book Value	End of Year Fair Market Value
PUBLIC SERVICE OF CO 2.25% 09/15/22		
SANOFI SERIES A 3.375% 6/19/23	104,822	104,822
SANTANDER UK PLC 3.75% 11/15/21		
SHELL INTL FIN 2.875% 05/10/26		
STATOIL ASA 2.45% 01/17/23	101,574	101,574
SUMITOMO MITSUI FINL 2.632%07/14/26		
TD AMERITRADE 3.75% 4/1/24		
TORONTO DOMINION 3.25% 03/11/24	83,773	83,773
TOYOTA MTR CR CORP 2.750%	111,346	111,346
UNION PAC CORP 4.163% 7/15/22		
US BANCORP MEDIUM 2.375% 07/22/26		
WALMART INC 2.85% 07/08/24	114,130	114,130
WYETH 6.45% 2/1/24		

TY 2019 Investments Corporate Stock Schedule

Name: KEITH & MARY KAY MCCAWE FAMILY FOUND
 EIN: 91-1920617

Investments Corporation Stock Schedule

Name of Stock	End of Year Book Value	End of Year Fair Market Value
ABBOTT LABORATORIES	218,800	218,800
ALEXION PHARMACEUTICALS INC		
ALLERGAN PLC		
ALLIANCE DATA SYS CORP		
ALLSTATE CORP	212,868	212,868
ALPHABET INC CLASS A	179,478	179,478
ALPHABET INC CLASS C	390,410	390,410
AMERICAN TOWER CORP	246,137	246,137
AMGEN INC. COM	470,087	470,087
APPLE INC.	651,903	651,903
BAXTER INTL INC COM	126,768	126,768
BECTON DICKINSON & CO COM		
BERKSHIRE HATHAWAY INC CLASS B	679,500	679,500
BIOGEN INC		
BOEING CO COM	423,488	423,488
BRISTOL MYERS SQUIBB	441,627	441,627
CELGENE CORP		
CHEVRON CORP.	315,254	315,254
CIGNA CORP.		
CITIGROUP INC COM	525,916	525,916
COCA COLA CO	480,715	480,715
COMCAST CORP NEW CLASS A	584,610	584,610
CONOCOPHILLIPS COM	390,180	390,180
COSTCO WHOLESALE CORP.		
CVS HEALTH CORP		
DICKS SPORTING GOODS		
DOCUSIGN INC COM	704,045	704,045
DUKE ENERGY CORP		
E TRADE		
EBAY INC COM	383,452	383,452

Investments Corporation Stock Schedule

Name of Stock	End of Year Book Value	End of Year Fair Market Value
EMERSON ELECTRIC CO COM	533,820	533,820
EOG RESOURCES INC		
ESTEE LAUDER COMPANIES INC		
EXXON MOBIL	148,422	148,422
GENERAL ELECTRIC	267,661	267,661
GILEAD SCIENCES INC	600,025	600,025
GRAINGER W W INC		
HOME DEPOT INC	223,184	223,184
INTEL CORP	559,418	559,418
INTERCONTINENTAL EXCHANGE INC		
INVESCO LTD COM	397,358	397,358
JOHNSON & JOHNSON COM	335,501	335,501
JPMORGAN CHASE	487,482	487,482
KOHLS CORP		
MASCO CORP		
MCDONALDS CORP	165,202	165,202
MONDELEZ INTL INC	256,397	256,397
NIKE	442,320	442,320
NORFOLK SOUTHERN CORP	160,351	160,351
NUCOR CORP		
ORACLE CORP.		
PALO ALTO NETWORKS INC		
PFIZER INC COM	307,093	307,093
QUALCOMM INC		
RED HAT INC		
SALESFORCE	552,651	552,651
SCHLUMBERGER LTD		
SCHWAB CHARLES CORP		
STARBUCKS CORP		
TAKEDA		

Investments Corporation Stock Schedule

Name of Stock	End of Year Book Value	End of Year Fair Market Value
TWENTY FIRST CENTURY FOX INC		
TWITTER INC		
UNION PAC CORP COM	524,291	524,291
VIACOMCBS INC	604,368	604,368
WALT DISNEY CO.	726,332	726,332
WELLS FARGO	1,135,180	1,135,180
ZIMMER HOLDINGS		

TY 2019 Investments - Other Schedule

Name: KEITH & MARY KAY MCCAW FAMILY FOUND

EIN: 91-1920617

Investments Other Schedule 2

Category/ Item	Listed at Cost or FMV	Book Value	End of Year Fair Market Value
MFB NORTHERN MID CAP	FMV		
MFB NORTHERN FDS SMALL CAP INDEX	FMV		
MFB NORTHERN EMERGING MARKETS	FMV		
MFB NORTHERN INTL EQUITY FD	FMV		
MFB NORTHERN INTL EQUITY INDEX	FMV		
MFB NORTHERN HIGH YIELD	FMV		
MFC ISHARES INC MSCI PAC EX-JAPAN	FMV	879,700	879,700
MFC ISHARES TR MSCI EMERGING MARKETS	FMV	655,102	655,102
MFC ISHARES TR EUROPE ETF S&P EURO	FMV	1,211,568	1,211,568
MFC ISHARES MSCI ACWI ETF	FMV	649,850	649,850
MFC ISHARES TR MSCI ACWI EX US ETF	FMV	1,282,032	1,282,032
ENTERGY COR DISC COML PAPER 02/20/20	FMV	373,883	373,883
FMC TECH INC DISC COML PAPE 01/16/20	FMV	408,648	408,648
GLENCORE FUNDING LLC 01/22/20	FMV	375,524	375,524
MARRIOTT INTL DISC COML PAP 1/21/20	FMV	180,792	180,792

TY 2019 Legal Fees Schedule

Name: KEITH & MARY KAY MCCAOW FAMILY FOUND

EIN: 91-1920617

Category	Amount	Net Investment Income	Adjusted Net Income	Disbursements for Charitable Purposes
LEGAL FEES	231			231

TY 2019 Other Expenses Schedule**Name:** KEITH & MARY KAY MCCAOW FAMILY FOUND**EIN:** 91-1920617**Other Expenses Schedule**

Description	Revenue and Expenses per Books	Net Investment Income	Adjusted Net Income	Disbursements for Charitable Purposes
EXPENSES				
OFFICE EXPENSES	25			25

TY 2019 Other Increases Schedule

Name: KEITH & MARY KAY MCCAWE FAMILY FOUND

EIN: 91-1920617

Description	Amount
CHANGE IN UNREALIZED GAINS	2,422,905

TY 2019 Other Professional Fees Schedule**Name:** KEITH & MARY KAY MCCAOW FAMILY FOUND**EIN:** 91-1920617

Category	Amount	Net Investment Income	Adjusted Net Income	Disbursements for Charitable Purposes
INVESTMENT MANAGEMENT FEES 8849	7,807	7,807		
INVESTMENT MANAGEMENT FEES 9741	13,990	13,990		
INVESTMENT MANAGEMENT FEES 9741	25	25		
INVESTMENT MANAGEMENT FEES 8484	4,900	4,900		
INVESTMENT MANAGEMENT FEES 8484	2,456	2,456		
MORGAN STANLEY GRAYSTONE CONSULT	67,299	67,299		

TY 2019 Taxes Schedule**Name:** KEITH & MARY KAY MCCAOW FAMILY FOUND**EIN:** 91-1920617

Category	Amount	Net Investment Income	Adjusted Net Income	Disbursements for Charitable Purposes
FEDERAL EXCISE TAX	5,764			
FOREIGN TAXES 7418	159	159		
FOREIGN TAXES 4845	6,807	6,807		