








For calendar year 2019, or tax year beginning 01-01-2019, and ending 12-31-2019

Name of foundation BYRON & ALICE LOCKWOOD FOUNDATION		A Employer identification number 91-0833426	
Number and street (or P.O. box number if mail is not delivered to street address) 12 TULALIP KEY		B Telephone number (see instructions)	
City or town, state or province, country, and ZIP or foreign postal code BELLEVUE, WA 98006		C If exemption application is pending, check here <input type="checkbox"/>	
G Check all that apply: <input type="checkbox"/> Initial return <input type="checkbox"/> Initial return of a former public charity <input type="checkbox"/> Final return <input type="checkbox"/> Amended return <input checked="" type="checkbox"/> Address change <input type="checkbox"/> Name change		D 1. Foreign organizations, check here..... <input type="checkbox"/> 2. Foreign organizations meeting the 85% test, check here and attach computation ... <input type="checkbox"/>	
H Check type of organization: <input checked="" type="checkbox"/> Section 501(c)(3) exempt private foundation <input type="checkbox"/> Section 4947(a)(1) nonexempt charitable trust <input type="checkbox"/> Other taxable private foundation		E If private foundation status was terminated under section 507(b)(1)(A), check here <input type="checkbox"/>	
I Fair market value of all assets at end of year (from Part II, col. (c), line 16) \$ 21,083,917		F If the foundation is in a 60-month termination under section 507(b)(1)(B), check here <input type="checkbox"/>	
J Accounting method: <input checked="" type="checkbox"/> Cash <input type="checkbox"/> Accrual <input type="checkbox"/> Other (specify) _____ (Part I, column (d) must be on cash basis.)			

Part I Analysis of Revenue and Expenses (The total of amounts in columns (b), (c), and (d) may not necessarily equal the amounts in column (a) (see instructions).)		(a) Revenue and expenses per books	(b) Net investment income	(c) Adjusted net income	(d) Disbursements for charitable purposes (cash basis only)
Revenue	1 Contributions, gifts, grants, etc., received (attach schedule)				
	2 Check <input checked="" type="checkbox"/> if the foundation is not required to attach Sch. B				
	3 Interest on savings and temporary cash investments	137,525	137,525		
	4 Dividends and interest from securities	107,478	107,478		
	5a Gross rents				
	b Net rental income or (loss) _____				
	6a Net gain or (loss) from sale of assets not on line 10 _____	122,398			
	b Gross sales price for all assets on line 6a _____ 2,614,313				
	7 Capital gain net income (from Part IV, line 2)		122,398		
	8 Net short-term capital gain				
	9 Income modifications				
	10a Gross sales less returns and allowances _____				
Operating and Administrative Expenses	b Less: Cost of goods sold				
	c Gross profit or (loss) (attach schedule)				
	11 Other income (attach schedule)	 -664,279	2,230		
	12 Total. Add lines 1 through 11	-296,878	369,631		
	13 Compensation of officers, directors, trustees, etc.	127,000	63,500		63,500
	14 Other employee salaries and wages	96,300	48,150		48,150
	15 Pension plans, employee benefits				
	16a Legal fees (attach schedule)	 5,790	2,895		2,895
	b Accounting fees (attach schedule)	 9,450	4,725		4,725
	c Other professional fees (attach schedule)	 38,347	38,347		
	17 Interest				
	18 Taxes (attach schedule) (see instructions)	 40,457	8,042		3,664
	19 Depreciation (attach schedule) and depletion	 337			
	20 Occupancy				
	21 Travel, conferences, and meetings				
	22 Printing and publications				
	23 Other expenses (attach schedule)	 4,366	2,249		2,117
	24 Total operating and administrative expenses. Add lines 13 through 23	322,047	167,908		125,051
	25 Contributions, gifts, grants paid	805,000			805,000
	26 Total expenses and disbursements. Add lines 24 and 25	1,127,047	167,908		930,051
	27 Subtract line 26 from line 12:				
	a Excess of revenue over expenses and disbursements	-1,423,925			
	b Net investment income (if negative, enter -0-)		201,723		
c Adjusted net income (if negative, enter -0-)					

Part II Balance Sheets		Attached schedules and amounts in the description column should be for end-of-year amounts only. (See instructions.)		
		Beginning of year	End of year	
		(a) Book Value	(b) Book Value	(c) Fair Market Value
Assets	1 Cash—non-interest-bearing	39,308	37,733	37,733
	2 Savings and temporary cash investments	244,364	1,136,106	1,136,106
	3 Accounts receivable ▶ _____ Less: allowance for doubtful accounts ▶ _____			
	4 Pledges receivable ▶ _____ Less: allowance for doubtful accounts ▶ _____			
	5 Grants receivable			
	6 Receivables due from officers, directors, trustees, and other disqualified persons (attach schedule) (see instructions)			
	7 Other notes and loans receivable (attach schedule) ▶ _____ Less: allowance for doubtful accounts ▶ _____			
	8 Inventories for sale or use			
	9 Prepaid expenses and deferred charges			
	10a Investments—U.S. and state government obligations (attach schedule)			
	b Investments—corporate stock (attach schedule)	2,920,534	2,188,691	3,205,824
	c Investments—corporate bonds (attach schedule)	2,111,574	1,859,985	1,889,181
	11 Investments—land, buildings, and equipment: basis ▶ _____ Less: accumulated depreciation (attach schedule) ▶ _____			
	12 Investments—mortgage loans	1,978,452	1,189,642	1,189,642
	13 Investments—other (attach schedule)	12,112,653	11,501,217	13,625,431
	14 Land, buildings, and equipment: basis ▶ _____ 4,233 Less: accumulated depreciation (attach schedule) ▶ _____ 4,037	533	196	
15 Other assets (describe ▶ _____)				
16 Total assets (to be completed by all filers—see the instructions. Also, see page 1, item I)	19,407,418	17,913,570	21,083,917	
Liabilities	17 Accounts payable and accrued expenses			
	18 Grants payable			
	19 Deferred revenue			
	20 Loans from officers, directors, trustees, and other disqualified persons			
	21 Mortgages and other notes payable (attach schedule)			
	22 Other liabilities (describe ▶ _____)			
	23 Total liabilities (add lines 17 through 22)		0	
Net Assets or Fund Balances	Foundations that follow FASB ASC 958, check here ▶ <input type="checkbox"/> and complete lines 24, 25, 29 and 30.			
	24 Net assets without donor restrictions			
	25 Net assets with donor restrictions			
	Foundations that do not follow FASB ASC 958, check here ▶ <input checked="" type="checkbox"/> and complete lines 26 through 30.			
	26 Capital stock, trust principal, or current funds	19,407,418	17,913,570	
	27 Paid-in or capital surplus, or land, bldg., and equipment fund			
	28 Retained earnings, accumulated income, endowment, or other funds			
29 Total net assets or fund balances (see instructions)	19,407,418	17,913,570		
30 Total liabilities and net assets/fund balances (see instructions) .	19,407,418	17,913,570		

Part III Analysis of Changes in Net Assets or Fund Balances

1 Total net assets or fund balances at beginning of year—Part II, column (a), line 29 (must agree with end-of-year figure reported on prior year's return)	1	19,407,418
2 Enter amount from Part I, line 27a	2	-1,423,925
3 Other increases not included in line 2 (itemize) ▶ _____	3	
4 Add lines 1, 2, and 3	4	17,983,493
5 Decreases not included in line 2 (itemize) ▶ _____	5	69,923
6 Total net assets or fund balances at end of year (line 4 minus line 5)—Part II, column (b), line 29 .	6	17,913,570

Part IV Capital Gains and Losses for Tax on Investment Income

(a) List and describe the kind(s) of property sold (e.g., real estate, 2-story brick warehouse; or common stock, 200 shs. MLC Co.)	(b) How acquired P—Purchase D—Donation	(c) Date acquired (mo., day, yr.)	(d) Date sold (mo., day, yr.)
1a See Additional Data Table			
b			
c			
d			
e			

(e) Gross sales price	(f) Depreciation allowed (or allowable)	(g) Cost or other basis plus expense of sale	(h) Gain or (loss) (e) plus (f) minus (g)
a See Additional Data Table			
b			
c			
d			
e			

Complete only for assets showing gain in column (h) and owned by the foundation on 12/31/69			(l) Gains (Col. (h) gain minus col. (k), but not less than -0-) or Losses (from col.(h))
(i) F.M.V. as of 12/31/69	(j) Adjusted basis as of 12/31/69	(k) Excess of col. (i) over col. (j), if any	
a See Additional Data Table			
b			
c			
d			
e			

2 Capital gain net income or (net capital loss) { If gain, also enter in Part I, line 7 If (loss), enter -0- in Part I, line 7 }	2	122,398
3 Net short-term capital gain or (loss) as defined in sections 1222(5) and (6): If gain, also enter in Part I, line 8, column (c) (see instructions). If (loss), enter -0- in Part I, line 8 }	3	-10,446

Part V Qualification Under Section 4940(e) for Reduced Tax on Net Investment Income

(For optional use by domestic private foundations subject to the section 4940(a) tax on net investment income.)

If section 4940(d)(2) applies, leave this part blank.

Was the foundation liable for the section 4942 tax on the distributable amount of any year in the base period?



Yes



No

If "Yes," the foundation does not qualify under section 4940(e). Do not complete this part.

1 Enter the appropriate amount in each column for each year; see instructions before making any entries.

(a) Base period years Calendar year (or tax year beginning in)	(b) Adjusted qualifying distributions	(c) Net value of noncharitable-use assets	(d) Distribution ratio (col. (b) divided by col. (c))
2018	738,428	19,910,402	0.03709
2017	556,044	18,020,234	0.03086
2016	846,257	15,790,597	0.05359
2015	1,145,436	17,258,873	0.06637
2014	993,067	2,659,071	0.37346

2 Total of line 1, column (d)	2	0.561369
3 Average distribution ratio for the 5-year base period—divide the total on line 2 by 5.0, or by the number of years the foundation has been in existence if less than 5 years	3	0.112274
4 Enter the net value of noncharitable-use assets for 2019 from Part X, line 5	4	20,639,165
5 Multiply line 4 by line 3	5	2,317,242
6 Enter 1% of net investment income (1% of Part I, line 27b)	6	2,017
7 Add lines 5 and 6	7	2,319,259
8 Enter qualifying distributions from Part XII, line 4	8	930,051

If line 8 is equal to or greater than line 7, check the box in Part VI, line 1b, and complete that part using a 1% tax rate. See the Part VI instructions.

Part VI Excise Tax Based on Investment Income (Section 4940(a), 4940(b), 4940(e), or 4948—see instructions)

1a	Exempt operating foundations described in section 4940(d)(2), check here <input type="checkbox"/> and enter "N/A" on line 1. Date of ruling or determination letter: _____ (attach copy of letter if necessary—see instructions)		
b	Domestic foundations that meet the section 4940(e) requirements in Part V, check here <input type="checkbox"/> and enter 1% of Part I, line 27b	1	4,034
c	All other domestic foundations enter 2% of line 27b. Exempt foreign organizations enter 4% of Part I, line 12, col. (b)		
2	Tax under section 511 (domestic section 4947(a)(1) trusts and taxable foundations only. Others enter -0-)	2	
3	Add lines 1 and 2.	3	4,034
4	Subtitle A (income) tax (domestic section 4947(a)(1) trusts and taxable foundations only. Others enter -0-)	4	
5	Tax based on investment income. Subtract line 4 from line 3. If zero or less, enter -0-	5	4,034
6	Credits/Payments:		
a	2019 estimated tax payments and 2018 overpayment credited to 2019	6a	20,000
b	Exempt foreign organizations—tax withheld at source	6b	
c	Tax paid with application for extension of time to file (Form 8868)	6c	
d	Backup withholding erroneously withheld	6d	
7	Total credits and payments. Add lines 6a through 6d.	7	20,000
8	Enter any penalty for underpayment of estimated tax. Check here <input checked="" type="checkbox"/> if Form 2220 is attached.	8	
9	Tax due. If the total of lines 5 and 8 is more than line 7, enter amount owed ▶	9	
10	Overpayment. If line 7 is more than the total of lines 5 and 8, enter the amount overpaid ▶	10	15,966
11	Enter the amount of line 10 to be: Credited to 2020 estimated tax ▶ Refunded ▶	11	15,966

Part VII-A Statements Regarding Activities

	Yes	No
1a During the tax year, did the foundation attempt to influence any national, state, or local legislation or did it participate or intervene in any political campaign?	1a	No
b Did it spend more than \$100 during the year (either directly or indirectly) for political purposes? (see Instructions for definition). <i>If the answer is "Yes" to 1a or 1b, attach a detailed description of the activities and copies of any materials published or distributed by the foundation in connection with the activities.</i>	1b	No
c Did the foundation file Form 1120-POL for this year?	1c	No
d Enter the amount (if any) of tax on political expenditures (section 4955) imposed during the year: (1) On the foundation. ▶ \$ _____ (2) On foundation managers. ▶ \$ _____		
e Enter the reimbursement (if any) paid by the foundation during the year for political expenditure tax imposed on foundation managers. ▶ \$ _____		
2 Has the foundation engaged in any activities that have not previously been reported to the IRS? <i>If "Yes," attach a detailed description of the activities.</i>	2	No
3 Has the foundation made any changes, not previously reported to the IRS, in its governing instrument, articles of incorporation, or bylaws, or other similar instruments? <i>If "Yes," attach a conformed copy of the changes</i>	3	No
4a Did the foundation have unrelated business gross income of \$1,000 or more during the year?	4a	No
b If "Yes," has it filed a tax return on Form 990-T for this year?	4b	
5 Was there a liquidation, termination, dissolution, or substantial contraction during the year? <i>If "Yes," attach the statement required by General Instruction T.</i>	5	No
6 Are the requirements of section 508(e) (relating to sections 4941 through 4945) satisfied either: • By language in the governing instrument, or • By state legislation that effectively amends the governing instrument so that no mandatory directions that conflict with the state law remain in the governing instrument?	6	Yes
7 Did the foundation have at least \$5,000 in assets at any time during the year? <i>If "Yes," complete Part II, col. (c), and Part XV.</i>	7	Yes
8a Enter the states to which the foundation reports or with which it is registered (see instructions) ▶ WA _____		
b If the answer is "Yes" to line 7, has the foundation furnished a copy of Form 990-PF to the Attorney General (or designate) of each state as required by General Instruction G? <i>If "No," attach explanation .</i>	8b	Yes
9 Is the foundation claiming status as a private operating foundation within the meaning of section 4942(j)(3) or 4942(j)(5) for calendar year 2019 or the taxable year beginning in 2019? See the instructions for Part XIV. <i>If "Yes," complete Part XIV</i>	9	No
10 Did any persons become substantial contributors during the tax year? <i>If "Yes," attach a schedule listing their names and addresses.</i>	10	No

Part VII-A Statements Regarding Activities (continued)

11	At any time during the year, did the foundation, directly or indirectly, own a controlled entity within the meaning of section 512(b)(13)? If "Yes," attach schedule. See instructions.	11		No
12	Did the foundation make a distribution to a donor advised fund over which the foundation or a disqualified person had advisory privileges? If "Yes," attach statement. See instructions	12		No
13	Did the foundation comply with the public inspection requirements for its annual returns and exemption application? Website address ▶ <u>N/A</u>	13	Yes	
14	The books are in care of ▶ <u>STEVEN A FINLEY CPA</u> Telephone no. ▶ <u>(253) 952-2992</u>			

Located at ▶ PO BOX 430 MILTON WAZIP+4 ▶ 98354

15	Section 4947(a)(1) nonexempt charitable trusts filing Form 990-PF in lieu of Form 1041 —check here ▶ <input type="checkbox"/> and enter the amount of tax-exempt interest received or accrued during the year ▶ 15			
16	At any time during calendar year 2019, did the foundation have an interest in or a signature or other authority over a bank, securities, or other financial account in a foreign country? See the instructions for exceptions and filing requirements for FinCEN Form 114. If "Yes", enter the name of the foreign country ▶	16	Yes	No

Part VII-B Statements Regarding Activities for Which Form 4720 May Be Required**File Form 4720 if any item is checked in the "Yes" column, unless an exception applies.**

		Yes	No
1a	During the year did the foundation (either directly or indirectly):		
	(1) Engage in the sale or exchange, or leasing of property with a disqualified person? <input type="checkbox"/> Yes <input checked="" type="checkbox"/> No		
	(2) Borrow money from, lend money to, or otherwise extend credit to (or accept it from) a disqualified person? <input type="checkbox"/> Yes <input checked="" type="checkbox"/> No		
	(3) Furnish goods, services, or facilities to (or accept them from) a disqualified person? <input type="checkbox"/> Yes <input checked="" type="checkbox"/> No		
	(4) Pay compensation to, or pay or reimburse the expenses of, a disqualified person? <input type="checkbox"/> Yes <input checked="" type="checkbox"/> No		
	(5) Transfer any income or assets to a disqualified person (or make any of either available for the benefit or use of a disqualified person)? <input type="checkbox"/> Yes <input checked="" type="checkbox"/> No		
	(6) Agree to pay money or property to a government official? (Exception. Check "No" if the foundation agreed to make a grant to or to employ the official for a period after termination of government service, if terminating within 90 days.) <input type="checkbox"/> Yes <input checked="" type="checkbox"/> No		
b	If any answer is "Yes" to 1a(1)–(6), did any of the acts fail to qualify under the exceptions described in Regulations section 53.4941(d)-3 or in a current notice regarding disaster assistance? See instructions <input type="checkbox"/> Organizations relying on a current notice regarding disaster assistance check here. ▶ <input type="checkbox"/>	1b	No
c	Did the foundation engage in a prior year in any of the acts described in 1a, other than excepted acts, that were not corrected before the first day of the tax year beginning in 2019?	1c	No
2	Taxes on failure to distribute income (section 4942) (does not apply for years the foundation was a private operating foundation defined in section 4942(j)(3) or 4942(j)(5)):		
a	At the end of tax year 2019, did the foundation have any undistributed income (lines 6d and 6e, Part XIII) for tax year(s) beginning before 2019? <input type="checkbox"/> Yes <input checked="" type="checkbox"/> No If "Yes," list the years ▶ 20____, 20____, 20____, 20____		
b	Are there any years listed in 2a for which the foundation is not applying the provisions of section 4942(a)(2) (relating to incorrect valuation of assets) to the year's undistributed income? (If applying section 4942(a)(2) to all years listed, answer "No" and attach statement—see instructions.)	2b	
c	If the provisions of section 4942(a)(2) are being applied to any of the years listed in 2a, list the years here. ▶ 20____, 20____, 20____, 20____		
3a	Did the foundation hold more than a 2% direct or indirect interest in any business enterprise at any time during the year? <input type="checkbox"/> Yes <input checked="" type="checkbox"/> No		
b	If "Yes," did it have excess business holdings in 2019 as a result of (1) any purchase by the foundation or disqualified persons after May 26, 1969; (2) the lapse of the 5-year period (or longer period approved by the Commissioner under section 4943(c)(7)) to dispose of holdings acquired by gift or bequest; or (3) the lapse of the 10-, 15-, or 20-year first phase holding period? (Use Schedule C, Form 4720, to determine if the foundation had excess business holdings in 2019.)	3b	
4a	Did the foundation invest during the year any amount in a manner that would jeopardize its charitable purposes?	4a	No
b	Did the foundation make any investment in a prior year (but after December 31, 1969) that could jeopardize its charitable purpose that had not been removed from jeopardy before the first day of the tax year beginning in 2019?	4b	No

Part VII-B Statements Regarding Activities for Which Form 4720 May Be Required (continued)

5a	During the year did the foundation pay or incur any amount to:		Yes	No
(1)	Carry on propaganda, or otherwise attempt to influence legislation (section 4945(e))?	<input type="checkbox"/> Yes <input checked="" type="checkbox"/> No		
(2)	Influence the outcome of any specific public election (see section 4955); or to carry on, directly or indirectly, any voter registration drive?	<input type="checkbox"/> Yes <input checked="" type="checkbox"/> No		
(3)	Provide a grant to an individual for travel, study, or other similar purposes?	<input type="checkbox"/> Yes <input checked="" type="checkbox"/> No		
(4)	Provide a grant to an organization other than a charitable, etc., organization described in section 4945(d)(4)(A)? See instructions.	<input type="checkbox"/> Yes <input checked="" type="checkbox"/> No		
(5)	Provide for any purpose other than religious, charitable, scientific, literary, or educational purposes, or for the prevention of cruelty to children or animals?	<input type="checkbox"/> Yes <input checked="" type="checkbox"/> No		
b	If any answer is "Yes" to 5a(1)–(5), did any of the transactions fail to qualify under the exceptions described in Regulations section 53.4945 or in a current notice regarding disaster assistance? See instructions		5b	
	Organizations relying on a current notice regarding disaster assistance check here.	<input type="checkbox"/>		
c	If the answer is "Yes" to question 5a(4), does the foundation claim exemption from the tax because it maintained expenditure responsibility for the grant?	<input type="checkbox"/> Yes <input type="checkbox"/> No		
	<i>If "Yes," attach the statement required by Regulations section 53.4945–5(d).</i>			
6a	Did the foundation, during the year, receive any funds, directly or indirectly, to pay premiums on a personal benefit contract?	<input type="checkbox"/> Yes <input checked="" type="checkbox"/> No		
b	Did the foundation, during the year, pay premiums, directly or indirectly, on a personal benefit contract?		6b	No
	<i>If "Yes" to 6b, file Form 8870.</i>			
7a	At any time during the tax year, was the foundation a party to a prohibited tax shelter transaction?	<input type="checkbox"/> Yes <input checked="" type="checkbox"/> No		
b	If "Yes", did the foundation receive any proceeds or have any net income attributable to the transaction?		7b	
8	Is the foundation subject to the section 4960 tax on payment(s) of more than \$1,000,000 in remuneration or excess parachute payment during the year?	<input type="checkbox"/> Yes <input checked="" type="checkbox"/> No		

Part VIII Information About Officers, Directors, Trustees, Foundation Managers, Highly Paid Employees, and Contractors

1 List all officers, directors, trustees, foundation managers and their compensation. See instructions				
(a) Name and address	(b) Title, and average hours per week devoted to position	(c) Compensation (If not paid, enter -0-)	(d) Contributions to employee benefit plans and deferred compensation	(e) Expense account, other allowances
KYLE T CRESSMAN 3834 175TH AVENUE NE 202 REDMOND, WA 98052	Trustee 5.00	7,000		
PAUL R CRESSMAN JR 999 THIRD AVENUE SUITE 3800 SEATTLE, WA 98104	President 15.00	120,000		
LEE KRAFT 827 LAKE STREET 305 KIRKLAND, WA 98033	Trustee 10.00	0		
2 Compensation of five highest-paid employees (other than those included on line 1—see instructions). If none, enter "NONE."				
(a) Name and address of each employee paid more than \$50,000	(b) Title, and average hours per week devoted to position	(c) Compensation	(d) Contributions to employee benefit plans and deferred compensation	(e) Expense account, other allowances
LEE KRAFT 827 LAKE STREET 305 KIRKLAND, WA 98033	EXEC DIRECTOR 15.00	96,300		
Total number of other employees paid over \$50,000.				

Part VIII

Information About Officers, Directors, Trustees, Foundation Managers, Highly Paid Employees, and Contractors *(continued)*

3

Five highest-paid independent contractors for professional services (see instructions). If none, enter "NONE".

(a) Name and address of each person paid more than \$50,000	(b) Type of service	(c) Compensation
NONE		
Total number of others receiving over \$50,000 for professional services.		

Part IX-A

Summary of Direct Charitable Activities

List the foundation's four largest direct charitable activities during the tax year. Include relevant statistical information such as the number of organizations and other beneficiaries served, conferences convened, research papers produced, etc.

	Expenses
1 NONE	0
2	
3	
4	

Part IX-B

Summary of Program-Related Investments (see instructions)

Describe the two largest program-related investments made by the foundation during the tax year on lines 1 and 2.	Amount
1	
2	
All other program-related investments. See instructions.	
3	
Total. Add lines 1 through 3	

Part X Minimum Investment Return (All domestic foundations must complete this part. Foreign foundations, see instructions.)

1	Fair market value of assets not used (or held for use) directly in carrying out charitable, etc., purposes:		
a	Average monthly fair market value of securities.	1a	7,476,239
b	Average of monthly cash balances.	1b	860,174
c	Fair market value of all other assets (see instructions).	1c	12,617,054
d	Total (add lines 1a, b, and c).	1d	20,953,467
e	Reduction claimed for blockage or other factors reported on lines 1a and 1c (attach detailed explanation).	1e	0
2	Acquisition indebtedness applicable to line 1 assets.	2	
3	Subtract line 2 from line 1d.	3	20,953,467
4	Cash deemed held for charitable activities. Enter 1 1/2% of line 3 (for greater amount, see instructions).	4	314,302
5	Net value of noncharitable-use assets. Subtract line 4 from line 3. Enter here and on Part V, line 4	5	20,639,165
6	Minimum investment return. Enter 5% of line 5.	6	1,031,958

Part XI Distributable Amount (see instructions) (Section 4942(j)(3) and (j)(5) private operating foundations and certain foreign organizations check here ☐ and do not complete this part.)

1	Minimum investment return from Part X, line 6.	1	1,031,958
2a	Tax on investment income for 2019 from Part VI, line 5.	2a	4,034
b	Income tax for 2019. (This does not include the tax from Part VI.).	2b	
c	Add lines 2a and 2b.	2c	4,034
3	Distributable amount before adjustments. Subtract line 2c from line 1.	3	1,027,924
4	Recoveries of amounts treated as qualifying distributions.	4	
5	Add lines 3 and 4.	5	1,027,924
6	Deduction from distributable amount (see instructions).	6	
7	Distributable amount as adjusted. Subtract line 6 from line 5. Enter here and on Part XIII, line 1.	7	1,027,924

Part XII Qualifying Distributions (see instructions)

1	Amounts paid (including administrative expenses) to accomplish charitable, etc., purposes:		
a	Expenses, contributions, gifts, etc.—total from Part I, column (d), line 26.	1a	930,051
b	Program-related investments—total from Part IX-B.	1b	
2	Amounts paid to acquire assets used (or held for use) directly in carrying out charitable, etc., purposes.	2	
3	Amounts set aside for specific charitable projects that satisfy the:		
a	Suitability test (prior IRS approval required).	3a	
b	Cash distribution test (attach the required schedule).	3b	
4	Qualifying distributions. Add lines 1a through 3b. Enter here and on Part V, line 8, and Part XIII, line 4	4	930,051
5	Foundations that qualify under section 4940(e) for the reduced rate of tax on net investment income. Enter 1% of Part I, line 27b. See instructions.	5	
6	Adjusted qualifying distributions. Subtract line 5 from line 4.	6	930,051

Note: The amount on line 6 will be used in Part V, column (b), in subsequent years when calculating whether the foundation qualifies for the section 4940(e) reduction of tax in those years.

Part XIII Undistributed Income (see instructions)

	(a) Corpus	(b) Years prior to 2018	(c) 2018	(d) 2019
1 Distributable amount for 2019 from Part XI, line 7				1,027,924
2 Undistributed income, if any, as of the end of 2019:				
a Enter amount for 2018 only.			929,496	
b Total for prior years: 20____, 20____, 20____				
3 Excess distributions carryover, if any, to 2019:				
a From 2014.				
b From 2015.				
c From 2016.				
d From 2017.				
e From 2018.				
f Total of lines 3a through e.				
4 Qualifying distributions for 2019 from Part XII, line 4: ► \$ <u>930,051</u>				
a Applied to 2018, but not more than line 2a			929,496	
b Applied to undistributed income of prior years (Election required—see instructions).				
c Treated as distributions out of corpus (Election required—see instructions).	0			
d Applied to 2019 distributable amount.				555
e Remaining amount distributed out of corpus				
5 Excess distributions carryover applied to 2019. (If an amount appears in column (d), the same amount must be shown in column (a).)				
6 Enter the net total of each column as indicated below:				
a Corpus. Add lines 3f, 4c, and 4e. Subtract line 5				
b Prior years' undistributed income. Subtract line 4b from line 2b.				
c Enter the amount of prior years' undistributed income for which a notice of deficiency has been issued, or on which the section 4942(a) tax has been previously assessed.				
d Subtract line 6c from line 6b. Taxable amount—see instructions.				
e Undistributed income for 2018. Subtract line 4a from line 2a. Taxable amount—see instructions.				
f Undistributed income for 2019. Subtract lines 4d and 5 from line 1. This amount must be distributed in 2020.				1,027,369
7 Amounts treated as distributions out of corpus to satisfy requirements imposed by section 170(b)(1)(F) or 4942(g)(3) (Election may be required - see instructions).				
8 Excess distributions carryover from 2014 not applied on line 5 or line 7 (see instructions).				
9 Excess distributions carryover to 2020. Subtract lines 7 and 8 from line 6a.				
10 Analysis of line 9:				
a Excess from 2015.				
b Excess from 2016.				
c Excess from 2017.				
d Excess from 2018.				
e Excess from 2019.				

Part XIV Private Operating Foundations (see instructions and Part VII-A, question 9)

1a If the foundation has received a ruling or determination letter that it is a private operating foundation, and the ruling is effective for 2019, enter the date of the ruling. ▶

b Check box to indicate whether the organization is a private operating foundation described in section ☐ 4942(j)(3) or ☐ 4942(j)(5)

	Tax year	Prior 3 years			(e) Total
	(a) 2019	(b) 2018	(c) 2017	(d) 2016	
2a Enter the lesser of the adjusted net income from Part I or the minimum investment return from Part X for each year listed					
b 85% of line 2a					
c Qualifying distributions from Part XII, line 4 for each year listed					
d Amounts included in line 2c not used directly for active conduct of exempt activities					
e Qualifying distributions made directly for active conduct of exempt activities. Subtract line 2d from line 2c					
3 Complete 3a, b, or c for the alternative test relied upon:					
a "Assets" alternative test—enter:					
(1) Value of all assets					
(2) Value of assets qualifying under section 4942(j)(3)(B)(i)					
b "Endowment" alternative test— enter 2/3 of minimum investment return shown in Part X, line 6 for each year listed.					
c "Support" alternative test—enter:					
(1) Total support other than gross investment income (interest, dividends, rents, payments on securities loans (section 512(a)(5)), or royalties)					
(2) Support from general public and 5 or more exempt organizations as provided in section 4942(j)(3)(B)(iii).					
(3) Largest amount of support from an exempt organization					
(4) Gross investment income					

Supplementary Information (Complete this part only if the foundation had \$5,000 or more in assets at any time during the year—see instructions.)

Part XV

1 Information Regarding Foundation Managers:

a List any managers of the foundation who have contributed more than 2% of the total contributions received by the foundation before the close of any tax year (but only if they have contributed more than \$5,000). (See section 507(d)(2).)

b List any managers of the foundation who own 10% or more of the stock of a corporation (or an equally large portion of the ownership of a partnership or other entity) of which the foundation has a 10% or greater interest.

2 Information Regarding Contribution, Grant, Gift, Loan, Scholarship, etc., Programs:

Check here ☐ if the foundation only makes contributions to preselected charitable organizations and does not accept unsolicited requests for funds. If the foundation makes gifts, grants, etc. to individuals or organizations under other conditions, complete items 2a, b, c, and d. See instructions

a The name, address, and telephone number or e-mail address of the person to whom applications should be addressed:

BYRON ALICE LOCKWOOD FOUNDATION
PO BOX 2925
KIRKLAND, WA 98083
(253) 952-2992

b The form in which applications should be submitted and information and materials they should include:

APPLICATIONS MUST BE IN WRITING AND INCLUDE A SPECIFIC PROJECT AND GRANT REQUEST ALONG WITH AMOUNT REQUESTED, AND A COPY OF THE ORGANIZATION'S LATEST 990 FORM.

c Any submission deadlines:

OCTOBER 1 OF EACH YEAR

d Any restrictions or limitations on awards, such as by geographical areas, charitable fields, kinds of institutions, or other factors:

MUST BE LOCATED IN KING COUNTY WASHINGTON

Part XV **Supplementary Information** (continued)**3 Grants and Contributions Paid During the Year or Approved for Future Payment**

Recipient Name and address (home or business)	If recipient is an individual, show any relationship to any foundation manager or substantial contributor	Foundation status of recipient	Purpose of grant or contribution	Amount
a <i>Paid during the year</i> See Additional Data Table				
Total			▶ 3a	805,000
b <i>Approved for future payment</i>				
Total			▶ 3b	

Enter gross amounts unless otherwise indicated.

1 Program service revenue:	(a) Business code	(b) Amount	(c) Exclusion code	(d) Amount	(See instructions.)
a _____					
b _____					
c _____					
d _____					
e _____					
f _____					
g Fees and contracts from government agencies					
2 Membership dues and assessments. . . .					
3 Interest on savings and temporary cash investments		137,525			
4 Dividends and interest from securities. . . .		107,478			
5 Net rental income or (loss) from real estate:					
a Debt-financed property.					
b Not debt-financed property.					
6 Net rental income or (loss) from personal property					
7 Other investment income.					
8 Gain or (loss) from sales of assets other than inventory					122,398
9 Net income or (loss) from special events:					
10 Gross profit or (loss) from sales of inventory					
11 Other revenue:					
a OTHER INCOME _____			14		2,230
b PARTNERSHIP INCOME _____	531120	-666,509	14		
c _____					
d _____					
e _____					
12 Subtotal. Add columns (b), (d), and (e). . .		-421,506			124,628
13 Total. Add line 12, columns (b), (d), and (e). (See worksheet in line 13 instructions to verify calculations.)			13		-296,878

[illegible]

Information Regarding Transfers To and Transactions and Relationships With Noncharitable Exempt Organizations

		Yes	No
--	--	-----	----

--	--	--

1a(1)		No
1a(2)		No

--	--	--

1b(1)	No
--------------	-----------

1b(2)	No
-------	----

1b(3)	No
--------------	-----------

1b(4)		No
--------------	--	-----------

1b(5)		No
--------------	--	-----------

1b(6)		No
--------------	--	-----------

1c	No
----	----

value
ue

[illegible]

described in section 501(c) (other than section 501(c)(3)) or in section 527? ☐ Yes ☒ No

b If "Yes," complete the following schedule.

(a) Name of organization	(b) Type of organization	(c) Description of relationship

**Sign
Here**

Under penalties of perjury, I declare that I have examined this return, including accompanying schedules and statements, and to the best of my knowledge and belief, it is true, correct, and complete. Declaration of preparer (other than taxpayer) is based on all information of which preparer has any knowledge.

* * * * *

2020-11-06

Signature of officer or trustee

Date _____

Title

May the IRS discuss this
return
with the preparer shown
below

(see instr.) ☒ Yes ☐ No

**Paid
Preparer
Use Only**

Paid Preparer Use Only	Print/Type preparer's name	Preparer's Signature	Date	Check if self-employed <input type="checkbox"/>	PTIN P00855432
	Steven A Finley				
	Firm's name ▶ Steven A Finley CPA PLLC				Firm's EIN ▶ 46-1677380
	Firm's address ▶ 1420 Meridian E Suite 4 Milton, WA 98354				Phone no. (253) 952-2992

Form 990PF Part IV - Capital Gains and Losses for Tax on Investment Income - Columns a - d			
List and describe the kind(s) of property sold (e.g., real estate, (a) 2-story brick warehouse; or common stock, 200 shs. MLC Co.)	(b) How acquired P—Purchase D—Donation	(c) Date acquired (mo., day, yr.)	(d) Date sold (mo., day, yr.)
190 AT&T INC	P	2018-10-16	2019-02-11
143.7 AT&T INC	P	2017-03-14	2019-02-11
158.07 AT&T INC	P	2017-04-11	2019-02-11
179.23 AT&T INC	P	2017-09-22	2019-02-11
200 COLGATE-PALMOLIVE CO	P	2017-04-11	2019-02-11
275 COLGATE-PALMOLIVE CO	P	2017-12-14	2019-02-11
50,000 AMERICAN TOWER CO 3.4	P	2017-04-25	2019-02-15
40 ALIBABA GROUP HOLDING	P	2018-06-19	2019-03-05
30 AMGEN INC	P	2018-10-16	2019-03-05
40 BERKSHIRE HATHAWAY CLASS B	P	2018-07-17	2019-03-05

Form 990PF Part IV - Capital Gains and Losses for Tax on Investment Income - Columns e - h

(e) Gross sales price	(f) Depreciation allowed (or allowable)	(g) Cost or other basis plus expense of sale	(h) Gain or (loss) (e) plus (f) minus (g)
5,633		6,150	-517
4,260		4,676	-416
4,686		5,144	-458
5,314		6,084	-770
13,130		14,741	-1,611
18,054		20,170	-2,116
50,000		51,175	-1,175
7,449		8,106	-657
5,702		5,908	-206
8,048		7,682	366

Form 990PF Part IV - Capital Gains and Losses for Tax on Investment Income - Columns i - l

Complete only for assets showing gain in column (h) and owned by the foundation on 12/31/69			(l) Gains (Col. (h) gain minus col. (k), but not less than -0-) or Losses (from col.(h))
(i) F.M.V. as of 12/31/69	(j) Adjusted basis as of 12/31/69	(k) Excess of col. (i) over col. (j), if any	
			-517
			-416
			-458
			-770
			-1,611
			-2,116
			-1,175
			-657
			-206
			366

Form 990PF Part IV - Capital Gains and Losses for Tax on Investment Income - Columns a - d

List and describe the kind(s) of property sold (e.g., real estate, (a) 2-story brick warehouse; or common stock, 200 shs. MLC Co.)	(b) How acquired P—Purchase D—Donation	(c) Date acquired (mo., day, yr.)	(d) Date sold (mo., day, yr.)
25 COSTCO WHOLESALE CO	P	2018-07-17	2019-03-05
45 DANAHER CORP	P	2018-10-16	2019-03-05
50 FIDELITY NATL INFO	P	2018-10-16	2019-03-05
40 INVEESCO FTSE RAFI US	P	2018-07-17	2019-03-05
37 ISHARES CORE S&P MID CAPETF	P	2018-10-16	2019-03-05
40 ISHARES RUSSELL MID CAP GROWTH ETF	P	2018-07-17	2019-03-05
40 ISHARES RUSSELL 2000	P	2018-07-17	2019-03-05
55 ISHARAES RUSSELL 2000	P	2018-07-17	2019-03-05
40 MCDONALDS CORP	P	2018-11-28	2019-03-05
70 MEDTRONIC PLC	P	2018-10-19	2019-03-05

Form 990PF Part IV - Capital Gains and Losses for Tax on Investment Income - Columns e - h

(e) Gross sales price	(f) Depreciation allowed (or allowable)	(g) Cost or other basis plus expense of sale	(h) Gain or (loss) (e) plus (f) minus (g)
5,490		5,365	125
5,647		4,637	1,010
5,344		5,125	219
5,237		5,671	-434
7,083		6,965	118
5,340		5,213	127
7,982		8,399	-417
6,797		7,345	-548
7,255		7,483	-228
6,502		6,617	-115

Form 990PF Part IV - Capital Gains and Losses for Tax on Investment Income - Columns i - l

Complete only for assets showing gain in column (h) and owned by the foundation on 12/31/69			(l) Gains (Col. (h) gain minus col. (k), but not less than -0-) or Losses (from col.(h))
(i) F.M.V. as of 12/31/69	(j) Adjusted basis as of 12/31/69	(k) Excess of col. (i) over col. (j), if any	
			125
			1,010
			219
			-434
			118
			127
			-417
			-548
			-228
			-115

Form 990PF Part IV - Capital Gains and Losses for Tax on Investment Income - Columns a - d

List and describe the kind(s) of property sold (e.g., real estate, (a) 2-story brick warehouse; or common stock, 200 shs. MLC Co.)	(b) How acquired P—Purchase D—Donation	(c) Date acquired (mo., day, yr.)	(d) Date sold (mo., day, yr.)
35 NEXTERA ENERGY INC	P	2018-07-17	2019-03-05
25 THERMO FISHER SCNTFC	P	2018-10-16	2019-03-05
80 VANGUARD SMALL CAP ETF	P	2018-06-19	2019-03-05
100 ACTIVISION BLIZZARD	P	2018-10-16	2019-03-11
150 BANK OF AMERICA	P	2018-07-17	2019-03-11
85 CISCO SYSTEMS INC	P	2018-10-16	2019-03-11
60 MARSH & MC LENNAN CO	P	2018-07-17	2019-03-11
125 EOG RESOURCES INC	P	2018-07-17	2019-03-14
55 SERVICE NOW INC	P	2018-06-20	2019-03-14
10 BOEING CO	P	2018-06-19	2019-03-15

Form 990PF Part IV - Capital Gains and Losses for Tax on Investment Income - Columns e - h

(e) Gross sales price	(f) Depreciation allowed (or allowable)	(g) Cost or other basis plus expense of sale	(h) Gain or (loss) (e) plus (f) minus (g)
6,594		5,962	632
6,361		5,775	586
12,375		12,746	-371
4,290		7,701	-3,411
4,336		4,492	-156
4,410		3,843	567
5,415		5,200	215
11,195		15,504	-4,309
13,355		10,295	3,060
3,765		3,410	355

Form 990PF Part IV - Capital Gains and Losses for Tax on Investment Income - Columns i - l

Complete only for assets showing gain in column (h) and owned by the foundation on 12/31/69			(l) Gains (Col. (h) gain minus col. (k), but not less than -0-) or Losses (from col.(h))
(i) F.M.V. as of 12/31/69	(j) Adjusted basis as of 12/31/69	(k) Excess of col. (i) over col. (j), if any	
			632
			586
			-371
			-3,411
			-156
			567
			215
			-4,309
			3,060
			355

Form 990PF Part IV - Capital Gains and Losses for Tax on Investment Income - Columns a - d			
List and describe the kind(s) of property sold (e.g., real estate, (a) 2-story brick warehouse; or common stock, 200 shs. MLC Co.)	(b) How acquired P—Purchase D—Donation	(c) Date acquired (mo., day, yr.)	(d) Date sold (mo., day, yr.)
25 THERMO FISHER SCNTFC	P	2018-10-16	2019-03-15
5 AMAZON.COM INC	P	2018-01-18	2019-03-05
50 APPLE INC	P	2017-12-14	2019-03-05
5 BOOKING HOLDINGS INC	P	2017-07-27	2019-03-05
25 BROADCOME INC	P	2017-06-14	2019-03-05
100 DOWDUPONT INC	P	2017-12-12	2019-03-05
55 FACEBOOK INC CLASS A	P	2017-06-14	2019-03-05
53 ISHARS CORE S&P MID CAPETF	P	2017-06-14	2019-03-05
50 ISHARES MSCI EAFE ETF	P	2017-09-26	2019-03-05
450 ISHARES MSCI EAFE ETF	P	2017-10-25	2019-03-05

Form 990PF Part IV - Capital Gains and Losses for Tax on Investment Income - Columns e - h

(e) Gross sales price	(f) Depreciation allowed (or allowable)	(g) Cost or other basis plus expense of sale	(h) Gain or (loss) (e) plus (f) minus (g)
6,575		5,775	800
8,503		6,474	2,029
8,775		8,604	171
8,706		10,050	-1,344
6,934		6,114	820
5,381		7,090	-1,709
9,380		8,325	1,055
10,146		9,379	767
3,228		3,394	-166
29,052		31,176	-2,124

Form 990PF Part IV - Capital Gains and Losses for Tax on Investment Income - Columns i - l

Complete only for assets showing gain in column (h) and owned by the foundation on 12/31/69			(l) Gains (Col. (h) gain minus col. (k), but not less than -0-) or Losses (from col.(h))
(i) F.M.V. as of 12/31/69	(j) Adjusted basis as of 12/31/69	(k) Excess of col. (i) over col. (j), if any	
			800
			2,029
			171
			-1,344
			820
			-1,709
			1,055
			767
			-166
			-2,124

Form 990PF Part IV - Capital Gains and Losses for Tax on Investment Income - Columns a - d

List and describe the kind(s) of property sold (e.g., real estate, (a) 2-story brick warehouse; or common stock, 200 shs. MLC Co.)	(b) How acquired P—Purchase D—Donation	(c) Date acquired (mo., day, yr.)	(d) Date sold (mo., day, yr.)
70 ISHARES MSCI EAFE ETF	P	2017-12-14	2019-03-05
125 ISHARES RUSSELL MID CAP FORWARD SPLIT	P	2018-02-16	2019-03-05
5 ISHARES RUSSELL MID CAP GROWTH ETF	P	2017-12-14	2019-03-05
5 ISHARES RUSSELL 2000	P	2017-11-24	2019-03-05
5 ISHARES RUSSELL 2000 VALUE ETF	P	2017-11-24	2019-03-05
50 JP MORGAN CHASE & CO	P	2018-01-18	2019-03-05
70 LILLY ELI & CO	P	2017-10-25	2019-03-05
445 MIROSOFT CORP	P	2011-07-13	2019-03-05
55 PAYPAL HOLDINGS INCORPOR	P	2017-10-25	2019-03-05
50 SALESFORC COM	P	2017-10-25	2019-03-05

Form 990PF Part IV - Capital Gains and Losses for Tax on Investment Income - Columns e - h

(e) Gross sales price	(f) Depreciation allowed (or allowable)	(g) Cost or other basis plus expense of sale	(h) Gain or (loss) (e) plus (f) minus (g)
4,519		4,900	-381
6,705		6,572	133
667		595	72
998		923	75
618		627	-9
5,211		5,671	-460
8,980		6,022	2,958
49,701		12,016	37,685
5,291		3,860	1,431
7,829		4,926	2,903

Form 990PF Part IV - Capital Gains and Losses for Tax on Investment Income - Columns i - l

Complete only for assets showing gain in column (h) and owned by the foundation on 12/31/69			(l) Gains (Col. (h) gain minus col. (k), but not less than -0-) or Losses (from col.(h))
(i) F.M.V. as of 12/31/69	(j) Adjusted basis as of 12/31/69	(k) Excess of col. (i) over col. (j), if any	
			-381
			133
			72
			75
			-9
			-460
			2,958
			37,685
			1,431
			2,903

Form 990PF Part IV - Capital Gains and Losses for Tax on Investment Income - Columns a - d

List and describe the kind(s) of property sold (e.g., real estate, (a) 2-story brick warehouse; or common stock, 200 shs. MLC Co.)	(b) How acquired P—Purchase D—Donation	(c) Date acquired (mo., day, yr.)	(d) Date sold (mo., day, yr.)
150 VANGUARD FTSE DEVELOPED MARKETS ETF	P	2017-11-24	2019-03-05
375 VANGUARD FTSE DEVELOPED MARKETS ETF	P	2017-12-14	2019-03-05
300 VANGUARD FTSE EMERGING MARKETS ETF	P	2017-10-25	2019-03-05
140 VANGUARD FTSE EMERGING MARKETS ETF	P	2017-11-24	2019-03-05
9 VANGUARD SMALL CAP ETF	P	2017-06-17	2019-03-05
1 VANGUARD SMALL CAP ETF	P	2017-09-26	2019-03-05
70 VISA INC CLASS A	P	2017-11-24	2019-03-05
40 CHEVRON CORP	P	2018-01-18	2019-03-11
20 ISHARES S&P SMLL CAP 600GRTH ETF	P	2017-04-11	2019-03-11
5 ISHARES S&P SMLL CAP 600 FRTH ETF	P	2017-06-14	2019-03-11

Form 990PF Part IV - Capital Gains and Losses for Tax on Investment Income - Columns e - h

(e) Gross sales price	(f) Depreciation allowed (or allowable)	(g) Cost or other basis plus expense of sale	(h) Gain or (loss) (e) plus (f) minus (g)
6,146		6,716	-570
15,364		16,683	-1,319
12,701		13,410	-709
5,927		6,378	-451
1,392		1,233	159
155		139	16
10,359		7,788	2,571
4,948		5,268	-320
3,579		3,027	552
895		791	104

Form 990PF Part IV - Capital Gains and Losses for Tax on Investment Income - Columns i - l

Complete only for assets showing gain in column (h) and owned by the foundation on 12/31/69			(l) Gains (Col. (h) gain minus col. (k), but not less than -0-) or Losses (from col.(h))
(i) F.M.V. as of 12/31/69	(j) Adjusted basis as of 12/31/69	(k) Excess of col. (i) over col. (j), if any	
			-570
			-1,319
			-709
			-451
			159
			16
			2,571
			-320
			552
			104

Form 990PF Part IV - Capital Gains and Losses for Tax on Investment Income - Columns a - d

List and describe the kind(s) of property sold (e.g., real estate, (a) 2-story brick warehouse; or common stock, 200 shs. MLC Co.)	(b) How acquired P—Purchase D—Donation	(c) Date acquired (mo., day, yr.)	(d) Date sold (mo., day, yr.)
15 BROADCOM INC	P	2017-04-11	2019-03-13
30 BROADCOM INC	P	2017-06-14	2019-03-13
155 U S BANCORP	P	2017-02-10	2019-03-13
240 U S BANCORP	P	2017-04-11	2019-03-13
245 U S BANCORP	P	2017-06-23	2019-03-13
220 U S BANCORP	P	2018-01-18	2019-03-13
180 ISHARES MSCI EAFE ETF	P	2017-09-26	2019-03-14
35 BOEING CO	P	2017-06-23	2019-03-15
60 FEDEX CORP	P	2017-03-14	2019-03-15
50 FEDEX CORP	P	2017-04-11	2019-03-15

Form 990PF Part IV - Capital Gains and Losses for Tax on Investment Income - Columns e - h

(e) Gross sales price	(f) Depreciation allowed (or allowable)	(g) Cost or other basis plus expense of sale	(h) Gain or (loss) (e) plus (f) minus (g)
4,067		3,254	813
8,134		7,337	797
7,956		8,335	-379
12,319		12,187	132
12,575		12,443	132
11,292		12,373	-1,081
11,612		12,218	-606
13,176		7,056	6,120
10,746		11,500	-754
8,955		9,674	-719

Form 990PF Part IV - Capital Gains and Losses for Tax on Investment Income - Columns i - l

Complete only for assets showing gain in column (h) and owned by the foundation on 12/31/69			(l) Gains (Col. (h) gain minus col. (k), but not less than -0-) or Losses (from col.(h))
(i) F.M.V. as of 12/31/69	(j) Adjusted basis as of 12/31/69	(k) Excess of col. (i) over col. (j), if any	
			813
			797
			-379
			132
			132
			-1,081
			-606
			6,120
			-754
			-719

Form 990PF Part IV - Capital Gains and Losses for Tax on Investment Income - Columns a - d

List and describe the kind(s) of property sold (e.g., real estate, (a) 2-story brick warehouse; or common stock, 200 shs. MLC Co.)	(b) How acquired P—Purchase D—Donation	(c) Date acquired (mo., day, yr.)	(d) Date sold (mo., day, yr.)
75 FEDEX CORP	P	2017-11-24	2019-03-15
25 THERMO FISHER SCNTFC	P	2017-06-14	2019-03-15
300 CHARLES SCHWAB CORP	P	2017-04-11	2019-03-26
320 CHARLES SCHWAB CORP	P	2017-06-14	2019-03-26
110 CHARLES SCHWAB CORP	P	2018-01-18	2019-03-26
620 BANK OF AMERICA	P	2018-07-17	2019-03-28
20 MORGAN STANLEY	P	2017-07-27	2019-03-28
265 MORGAN STANLEY	P	2017-12-14	2019-03-28
.3333 DOW INC	P	2017-12-12	2019-04-02
250 DOW INC	P	2018-06-19	2019-05-14

Form 990PF Part IV - Capital Gains and Losses for Tax on Investment Income - Columns e - h

(e) Gross sales price	(f) Depreciation allowed (or allowable)	(g) Cost or other basis plus expense of sale	(h) Gain or (loss) (e) plus (f) minus (g)
13,433		16,430	-2,997
6,575		4,378	2,197
12,743		11,609	1,134
13,592		13,285	307
4,672		6,094	-1,422
16,862		18,567	-1,705
834		936	-102
11,051		13,994	-2,943
19		24	-5
7,687		10,891	-3,204

Form 990PF Part IV - Capital Gains and Losses for Tax on Investment Income - Columns i - l

Complete only for assets showing gain in column (h) and owned by the foundation on 12/31/69			(l) Gains (Col. (h) gain minus col. (k), but not less than -0-) or Losses (from col.(h))
(i) F.M.V. as of 12/31/69	(j) Adjusted basis as of 12/31/69	(k) Excess of col. (i) over col. (j), if any	
			-2,997
			2,197
			1,134
			307
			-1,422
			-1,705
			-102
			-2,943
			-5
			-3,204

Form 990PF Part IV - Capital Gains and Losses for Tax on Investment Income - Columns a - d

List and describe the kind(s) of property sold (e.g., real estate, (a) 2-story brick warehouse; or common stock, 200 shs. MLC Co.)	(b) How acquired P—Purchase D—Donation	(c) Date acquired (mo., day, yr.)	(d) Date sold (mo., day, yr.)
85 COGNIZANT TECH SOLU CLASS A	P	2018-10-16	2019-05-16
200 DOWDUPONT INC	P	2017-04-11	2019-05-14
175 DOWDUPONT INC	P	2017-07-11	2019-05-14
180 DOWDUPONT INC	P	2017-12-12	2019-05-14
200 COGNIZANT TECH SOLU CLASS A	P	2017-04-11	2019-05-16
220 COGNIZANT TECH SOLU CLASS A	P	2017-06-14	2019-05-16
200 ACTIVISION BLIZZARD	P	2017-03-14	2019-05-30
200 ACTIVISION BLIZZARD	P	2017-04-11	2019-05-30
215 ACTIVISION BLIZZARD	P	2017-06-23	2019-05-30
60,000 MEDTRONIC PLC	P	2017-06-20	2019-07-12

Form 990PF Part IV - Capital Gains and Losses for Tax on Investment Income - Columns e - h

(e) Gross sales price	(f) Depreciation allowed (or allowable)	(g) Cost or other basis plus expense of sale	(h) Gain or (loss) (e) plus (f) minus (g)
4,983		6,198	-1,215
6,150		8,347	-2,197
5,381		7,465	-2,084
5,535		8,479	-2,944
11,724		11,755	-31
12,896		14,637	-1,741
8,706		9,821	-1,115
8,706		9,805	-1,099
9,359		13,077	-3,718
61,824		62,120	-296

Form 990PF Part IV - Capital Gains and Losses for Tax on Investment Income - Columns i - l

Complete only for assets showing gain in column (h) and owned by the foundation on 12/31/69			(l) Gains (Col. (h) gain minus col. (k), but not less than -0-) or Losses (from col.(h))
(i) F.M.V. as of 12/31/69	(j) Adjusted basis as of 12/31/69	(k) Excess of col. (i) over col. (j), if any	
			-1,215
			-2,197
			-2,084
			-2,944
			-31
			-1,741
			-1,115
			-1,099
			-3,718
			-296

Form 990PF Part IV - Capital Gains and Losses for Tax on Investment Income - Columns a - d

List and describe the kind(s) of property sold (e.g., real estate, (a) 2-story brick warehouse; or common stock, 200 shs. MLC Co.)	(b) How acquired P—Purchase D—Donation	(c) Date acquired (mo., day, yr.)	(d) Date sold (mo., day, yr.)
359.6666 DOW INC	P	2019-05-02	2019-08-15
27 D X C TECHNOLOGY CO	P	2017-03-14	2019-08-15
45 D X C TECHNOLOGY CO	P	2017-04-11	2019-08-15
25 D X C TECHNOLOGY CO	P	2017-05-16	2019-08-15
200 D X C TECHNOLOGY CO	P	2017-06-14	2019-08-15
155 D X C TECHNOLOGY CO	P	2029-08-28	2019-08-15
66.6666 DOW INC	P	2017-04-11	2019-08-15
58.3333 DOW INC	P	2017-07-11	2019-08-15
59.6666 DOW INC	P	2017-12-12	2019-08-15
.3333 DOW INC	P	2018-01-11	2019-08-15

Form 990PF Part IV - Capital Gains and Losses for Tax on Investment Income - Columns e - h

(e) Gross sales price	(f) Depreciation allowed (or allowable)	(g) Cost or other basis plus expense of sale	(h) Gain or (loss) (e) plus (f) minus (g)
15,704		19,981	-4,277
833		1,518	-685
1,388		2,936	-1,548
771		1,758	-987
6,167		13,260	-7,093
4,779		13,296	-8,517
2,911		4,216	-1,305
2,547		3,771	-1,224
2,605		4,259	-1,654
15		24	-9

Form 990PF Part IV - Capital Gains and Losses for Tax on Investment Income - Columns i - l

Complete only for assets showing gain in column (h) and owned by the foundation on 12/31/69			(l) Gains (Col. (h) gain minus col. (k), but not less than -0-) or Losses (from col.(h))
(i) F.M.V. as of 12/31/69	(j) Adjusted basis as of 12/31/69	(k) Excess of col. (i) over col. (j), if any	
			-4,277
			-685
			-1,548
			-987
			-7,093
			-8,517
			-1,305
			-1,224
			-1,654
			-9

Form 990PF Part IV - Capital Gains and Losses for Tax on Investment Income - Columns a - d

List and describe the kind(s) of property sold (e.g., real estate, (a) 2-story brick warehouse; or common stock, 200 shs. MLC Co.)	(b) How acquired P—Purchase D—Donation	(c) Date acquired (mo., day, yr.)	(d) Date sold (mo., day, yr.)
83.3333 DOW INC	P	2018-06-19	2019-08-15
105 JOHNSON & JOHNSON	P	2018-10-19	2019-09-23
45 INVESCO FTSE RAFI US	P	2017-01-19	2019-09-05
100 INVESCO FTSE RAFI US	P	2017-03-14	2019-09-05
110 INVESCO FTSE RAFI US	P	2017-04-11	2019-09-05
95 INVESCO FTSE RAFI US	P	2017-07-27	2019-09-05
80 INVESCO FTSE RAFI US	P	2018-07-17	2019-09-05
125 JOHNSON & JOHNSON	P	2017-10-25	2019-09-23
40,000 THERMO FISHER SCI 3.3%22**CALLED**	P	2017-03-15	2019-10-15
10,000 ANHEISER-BUSCH 2.65%21	P	2017-01-24	2019-10-29

Form 990PF Part IV - Capital Gains and Losses for Tax on Investment Income - Columns e - h

(e) Gross sales price	(f) Depreciation allowed (or allowable)	(g) Cost or other basis plus expense of sale	(h) Gain or (loss) (e) plus (f) minus (g)
3,639		5,501	-1,862
13,790		14,628	-838
5,586		5,167	419
12,414		11,411	1,003
13,655		12,807	848
11,793		11,383	410
9,931		11,342	-1,411
16,417		17,666	-1,249
41,485		40,506	979
10,098		10,061	37

Form 990PF Part IV - Capital Gains and Losses for Tax on Investment Income - Columns i - l

Complete only for assets showing gain in column (h) and owned by the foundation on 12/31/69			(l) Gains (Col. (h) gain minus col. (k), but not less than -0-) or Losses (from col.(h))
(i) F.M.V. as of 12/31/69	(j) Adjusted basis as of 12/31/69	(k) Excess of col. (i) over col. (j), if any	
			-1,862
			-838
			419
			1,003
			848
			410
			-1,411
			-1,249
			979
			37

Form 990PF Part IV - Capital Gains and Losses for Tax on Investment Income - Columns a - d

List and describe the kind(s) of property sold (e.g., real estate, (a) 2-story brick warehouse; or common stock, 200 shs. MLC Co.)	(b) How acquired P—Purchase D—Donation	(c) Date acquired (mo., day, yr.)	(d) Date sold (mo., day, yr.)
20,000 ANHEUSER-BUSCH I 2.65%	P	2017-06-27	2019-10-29
105 CISCO SYSTEMS INC	P	2019-03-13	2019-11-12
250 CISCO SYSTEMS INC	P	2019-05-30	2019-11-12
65 FORTIVE CORP DISC	P	2019-05-02	2019-11-12
5 AMAZON.COM INC	P	2019-10-03	2019-11-25
25 APPLE INC	P	2019-10-03	2019-11-25
5 BOOKING HOLDINGS INC	P	2019-10-03	2019-11-25
15 CHEVRON CORP	P	2019-09-23	2019-11-25
20 ISHARES CORE S&P MID CAPETF	P	2019-05-02	2019-11-25
30 ISHARES RUSSELL MID CAP ETF	P	2019-05-02	2019-11-25

Form 990PF Part IV - Capital Gains and Losses for Tax on Investment Income - Columns e - h

(e) Gross sales price	(f) Depreciation allowed (or allowable)	(g) Cost or other basis plus expense of sale	(h) Gain or (loss) (e) plus (f) minus (g)
20,197		20,306	-109
5,076		5,519	-443
12,087		13,395	-1,308
4,683		5,560	-877
8,779		8,607	172
6,582		5,522	1,060
9,385		9,768	-383
1,777		1,870	-93
3,986		3,893	93
1,742		1,662	80

Form 990PF Part IV - Capital Gains and Losses for Tax on Investment Income - Columns i - l

Complete only for assets showing gain in column (h) and owned by the foundation on 12/31/69			(l) Gains (Col. (h) gain minus col. (k), but not less than -0-) or Losses (from col.(h))
(i) F.M.V. as of 12/31/69	(j) Adjusted basis as of 12/31/69	(k) Excess of col. (i) over col. (j), if any	
			-109
			-443
			-1,308
			-877
			172
			1,060
			-383
			-93
			93
			80

Form 990PF Part IV - Capital Gains and Losses for Tax on Investment Income - Columns a - d

List and describe the kind(s) of property sold (e.g., real estate, (a) 2-story brick warehouse; or common stock, 200 shs. MLC Co.)	(b) How acquired P—Purchase D—Donation	(c) Date acquired (mo., day, yr.)	(d) Date sold (mo., day, yr.)
10 ISHARES RUSSELL 2000 GROWTH ETF	P	2019-05-02	2019-11-25
65 MEDTRONIC PLC	P	2019-10-03	2019-11-25
75 MICROSOFT CORP	P	2019-10-03	2019-11-25
65 PROCTER & GAMBLE	P	2019-10-03	2019-11-25
60 PROLOGIS INC	P	2019-10-03	2019-11-25
30 UNITED TECHNOLOGIES	P	2019-09-23	2019-11-25
5 VANGUARD SMALL CAP ETF	P	2019-05-02	2019-11-25
40 WASTE MANAGEMENT INC	P	2019-03-15	2019-11-25
20 ADOBE INC	P	2019-05-02	2019-11-26
25 AMERN TOWER CORP REIT	P	2019-10-03	2019-11-26

Form 990PF Part IV - Capital Gains and Losses for Tax on Investment Income - Columns e - h

(e) Gross sales price	(f) Depreciation allowed (or allowable)	(g) Cost or other basis plus expense of sale	(h) Gain or (loss) (e) plus (f) minus (g)
2,051		2,005	46
7,224		6,977	247
11,248		10,246	1,002
7,827		7,932	-105
5,451		5,130	321
4,459		4,069	390
804		784	20
4,435		4,029	406
6,154		5,632	522
5,328		5,579	-251

Form 990PF Part IV - Capital Gains and Losses for Tax on Investment Income - Columns i - l

Complete only for assets showing gain in column (h) and owned by the foundation on 12/31/69			(l) Gains (Col. (h) gain minus col. (k), but not less than -0-) or Losses (from col.(h))
(i) F.M.V. as of 12/31/69	(j) Adjusted basis as of 12/31/69	(k) Excess of col. (i) over col. (j), if any	
			46
			247
			1,002
			-105
			321
			390
			20
			406
			522
			-251

Form 990PF Part IV - Capital Gains and Losses for Tax on Investment Income - Columns a - d

List and describe the kind(s) of property sold (e.g., real estate, (a) 2-story brick warehouse; or common stock, 200 shs. MLC Co.)	(b) How acquired P—Purchase D—Donation	(c) Date acquired (mo., day, yr.)	(d) Date sold (mo., day, yr.)
40 CARMAX INC	P	2019-11-12	2019-11-26
50 CHEVRON CORP	P	2019-09-23	2019-11-26
90 CISCO SYSTEMES INC	P	2019-03-13	2019-11-26
115 COMCAST CORP CLASS A	P	2019-08-15	2019-11-26
10 EQUINIX INC REIT	P	2019-03-15	2019-11-26
35 HONEYWELL INTL INC	P	2019-05-02	2019-11-26
50 ISHARES CORE S&P MID CAPETF	P	2019-05-02	2019-11-26
70 ISHARES RUSSELL MID CAP ETF	P	2019-05-02	2019-11-26
25 ISHARES RUSSELL MID CAP GROWTH ETF	P	2019-11-25	2019-11-26
25 ISHARES RUSSELL 2000 GROWTH ETF	P	2019-05-02	2019-11-26

Form 990PF Part IV - Capital Gains and Losses for Tax on Investment Income - Columns e - h

(e) Gross sales price	(f) Depreciation allowed (or allowable)	(g) Cost or other basis plus expense of sale	(h) Gain or (loss) (e) plus (f) minus (g)
3,933		3,816	117
5,867		6,234	-367
4,107		4,731	-624
4,989		4,880	109
5,538		4,415	1,123
6,256		5,969	287
10,088		9,732	356
4,101		3,878	223
3,779		3,743	36
5,257		5,012	245

Form 990PF Part IV - Capital Gains and Losses for Tax on Investment Income - Columns i - l

Complete only for assets showing gain in column (h) and owned by the foundation on 12/31/69			(l) Gains (Col. (h) gain minus col. (k), but not less than -0-) or Losses (from col.(h))
(i) F.M.V. as of 12/31/69	(j) Adjusted basis as of 12/31/69	(k) Excess of col. (i) over col. (j), if any	
			117
			-367
			-624
			109
			1,123
			287
			356
			223
			36
			245

Form 990PF Part IV - Capital Gains and Losses for Tax on Investment Income - Columns a - d

List and describe the kind(s) of property sold (e.g., real estate, (a) 2-story brick warehouse; or common stock, 200 shs. MLC Co.)	(b) How acquired P—Purchase D—Donation	(c) Date acquired (mo., day, yr.)	(d) Date sold (mo., day, yr.)
15 ISHARES S&P MCLL CAP 600GRTH ETF	P	2019-11-25	2019-11-26
80 JP MORGAN CHASE & CO	P	2019-10-03	2019-11-26
20 LAM RESEARCH CORP	P	2019-05-02	2019-11-26
30 MC DONALDS CORP	P	2018-11-28	2019-11-26
5 MEDTRONIC PLC F	P	2019-10-03	2019-11-26
10 PALO ALTO NETWORKS	P	2019-05-16	2019-11-26
80 PROCTER & GAMBLE	P	2019-03-28	2019-11-26
10 PROCTER & GAMBLE	P	2019-10-03	2019-11-26
100 PROGRESSIVE CO OHIO	P	2019-03-26	2019-11-26
60 PROLOGIS INC	P	2019-03-13	2019-11-26

Form 990PF Part IV - Capital Gains and Losses for Tax on Investment Income - Columns e - h

(e) Gross sales price	(f) Depreciation allowed (or allowable)	(g) Cost or other basis plus expense of sale	(h) Gain or (loss) (e) plus (f) minus (g)
2,829		2,775	54
10,445		8,961	1,484
5,370		4,077	1,293
5,792		5,612	180
558		537	21
2,217		2,235	-18
9,737		8,273	1,464
1,217		1,220	-3
7,201		7,285	-84
5,495		4,357	1,138

Form 990PF Part IV - Capital Gains and Losses for Tax on Investment Income - Columns i - l

Complete only for assets showing gain in column (h) and owned by the foundation on 12/31/69			(l) Gains (Col. (h) gain minus col. (k), but not less than -0-) or Losses (from col.(h))
(i) F.M.V. as of 12/31/69	(j) Adjusted basis as of 12/31/69	(k) Excess of col. (i) over col. (j), if any	
			54
			1,484
			1,293
			180
			21
			-18
			1,464
			-3
			-84
			1,138

Form 990PF Part IV - Capital Gains and Losses for Tax on Investment Income - Columns a - d

List and describe the kind(s) of property sold (e.g., real estate, (a) 2-story brick warehouse; or common stock, 200 shs. MLC Co.)	(b) How acquired P—Purchase D—Donation	(c) Date acquired (mo., day, yr.)	(d) Date sold (mo., day, yr.)
30 PROLOGIS INC REIT	P	2019-10-03	2019-11-26
25 SERVICE NOW INC	P	2019-05-02	2019-11-26
40 UNITED TECHNOLOGIES	P	2019-09-23	2019-11-26
185 VANGUARD FTSE EMERGING MARKETS ETF	P	2019-05-02	2019-11-26
65 VANGUARD SMALL CAP ETF	P	2019-05-02	2019-11-26
125 VANGUARD SMALL CAP ETF	P	2019-09-05	2019-11-26
110 VERIZON COMMUNICATN	P	2018-11-28	2019-11-26
40 WALT DISNEY CO	P	2019-05-02	2019-11-26
40 WALT DISNEY CO	P	2019-05-30	2019-11-26
40 WASTE MANAGEMENT INC	P	2019-03-15	2019-11-26

Form 990PF Part IV - Capital Gains and Losses for Tax on Investment Income - Columns e - h

(e) Gross sales price	(f) Depreciation allowed (or allowable)	(g) Cost or other basis plus expense of sale	(h) Gain or (loss) (e) plus (f) minus (g)
2,747		2,565	182
6,999		6,618	381
5,934		5,425	509
7,813		7,993	-180
10,609		10,198	411
20,402		19,236	1,166
6,538		6,604	-66
6,096		5,424	672
6,096		5,281	815
4,495		4,029	466

Form 990PF Part IV - Capital Gains and Losses for Tax on Investment Income - Columns i - l

Complete only for assets showing gain in column (h) and owned by the foundation on 12/31/69			(l) Gains (Col. (h) gain minus col. (k), but not less than -0-) or Losses (from col.(h))
(i) F.M.V. as of 12/31/69	(j) Adjusted basis as of 12/31/69	(k) Excess of col. (i) over col. (j), if any	
			182
			381
			509
			-180
			411
			1,166
			-66
			672
			815
			466

Form 990PF Part IV - Capital Gains and Losses for Tax on Investment Income - Columns a - d

List and describe the kind(s) of property sold (e.g., real estate, (a) 2-story brick warehouse; or common stock, 200 shs. MLC Co.)	(b) How acquired P—Purchase D—Donation	(c) Date acquired (mo., day, yr.)	(d) Date sold (mo., day, yr.)
125 FORTIVE CORP DISC	P	2017-12-14	2019-11-12
5 AMAZON.COM INC	P	2018-01-18	2019-11-25
15 APPLE INC	P	2017-12-14	2019-11-25
55 BB&T CORP	P	2018-07-17	2019-11-25
40 CHEVRON CORP	P	2018-01-18	2019-11-25
30 CONSTELLATION BRAND CLASS A	P	2017-11-24	2019-11-25
35 ECOLAB INC	P	2018-01-18	2019-11-25
40 FIDELITY NATL INFO	P	2018-01-18	2019-11-25
50 FIDELITY NATL INFO	P	2018-10-16	2019-11-25
15 GLDM SACH ACTVBETA EMRGMKT EQY ETF	P	2018-01-18	2019-11-25

Form 990PF Part IV - Capital Gains and Losses for Tax on Investment Income - Columns e - h

(e) Gross sales price	(f) Depreciation allowed (or allowable)	(g) Cost or other basis plus expense of sale	(h) Gain or (loss) (e) plus (f) minus (g)
9,005		8,939	66
8,779		6,474	2,305
3,949		2,581	1,368
3,015		2,844	171
4,740		5,268	-528
5,471		6,635	-1,164
6,400		4,851	1,549
5,431		3,909	1,522
6,789		5,125	1,664
494		569	-75

Form 990PF Part IV - Capital Gains and Losses for Tax on Investment Income - Columns i - l

Complete only for assets showing gain in column (h) and owned by the foundation on 12/31/69			(l) Gains (Col. (h) gain minus col. (k), but not less than -0-) or Losses (from col.(h))
(i) F.M.V. as of 12/31/69	(j) Adjusted basis as of 12/31/69	(k) Excess of col. (i) over col. (j), if any	
			66
			2,305
			1,368
			171
			-528
			-1,164
			1,549
			1,522
			1,664
			-75

Form 990PF Part IV - Capital Gains and Losses for Tax on Investment Income - Columns a - d

List and describe the kind(s) of property sold (e.g., real estate, (a) 2-story brick warehouse; or common stock, 200 shs. MLC Co.)	(b) How acquired P—Purchase D—Donation	(c) Date acquired (mo., day, yr.)	(d) Date sold (mo., day, yr.)
35 HOMEDEPOT INC	P	2018-01-18	2019-11-25
50 ISHARES MSCI EAFE ETF	P	2017-09-26	2019-11-25
5 ISHARES MSCI PACIFIC EX JAPAN ETF	P	2018-01-18	2019-11-25
15 ISHARES RUSSELL 2000 VALUE ETF	P	2017-11-24	2019-11-25
100 JP MORGAN CHASE & CO	P	2018-01-18	2019-11-25
10 JPMORGAN DVRSFD RTN INNTRNL EQUT ETF	P	2018-09-17	2019-11-25
45 MARRIOTT INTL INC CLASS A	P	2017-10-25	2019-11-25
85 MARCH & MC LENNAN CO	P	2018-07-17	2019-11-25
10 MICROSOFT CORP	P	2011-07-13	2019-11-25
60 MONDELEZ INTL CLASS A	P	2018-10-16	2019-11-25

Form 990PF Part IV - Capital Gains and Losses for Tax on Investment Income - Columns e - h

(e) Gross sales price	(f) Depreciation allowed (or allowable)	(g) Cost or other basis plus expense of sale	(h) Gain or (loss) (e) plus (f) minus (g)
7,631		6,956	675
3,415		3,394	21
230		246	-16
1,856		1,880	-24
13,125		11,341	1,784
558		578	-20
6,151		5,242	909
9,203		7,366	1,837
1,500		270	1,230
3,117		2,473	644

Form 990PF Part IV - Capital Gains and Losses for Tax on Investment Income - Columns i - l

Complete only for assets showing gain in column (h) and owned by the foundation on 12/31/69			(l) Gains (Col. (h) gain minus col. (k), but not less than -0-) or Losses (from col.(h))
(i) F.M.V. as of 12/31/69	(j) Adjusted basis as of 12/31/69	(k) Excess of col. (i) over col. (j), if any	
			675
			21
			-16
			-24
			1,784
			-20
			909
			1,837
			1,230
			644

Form 990PF Part IV - Capital Gains and Losses for Tax on Investment Income - Columns a - d

List and describe the kind(s) of property sold (e.g., real estate, (a) 2-story brick warehouse; or common stock, 200 shs. MLC Co.)	(b) How acquired P—Purchase D—Donation	(c) Date acquired (mo., day, yr.)	(d) Date sold (mo., day, yr.)
30 NETFLIX INC	P	2018-07-17	2019-11-25
45 NEXTERA ENERGY INC	P	2018-07-17	2019-11-25
65 PAYPAL HOLDINGS INCORPOR	P	2017-10-25	2019-11-25
30 STRYKER CORP	P	2017-11-24	2019-11-25
15 THERMO FISHER SCNTFC	P	2017-06-14	2019-11-25
20 UNITEDHEALTH GRP INC	P	2017-10-25	2019-11-25
50 VANGUARD FTSE DEVELOPED MARKETS ETF	P	2017-12-14	2019-11-25
35 VANGUARD FTSE EMERGING MARKETS ETF	P	2017-10-25	2019-11-25
25 VISA INC CLASS A	P	2017-11-24	2019-11-25
40 W E C ENERGY GROUP ING	P	2018-10-16	2019-11-25

Form 990PF Part IV - Capital Gains and Losses for Tax on Investment Income - Columns e - h

(e) Gross sales price	(f) Depreciation allowed (or allowable)	(g) Cost or other basis plus expense of sale	(h) Gain or (loss) (e) plus (f) minus (g)
9,277		10,410	-1,133
10,524		7,665	2,859
6,636		4,562	2,074
6,071		4,664	1,407
4,635		2,627	2,008
5,542		4,173	1,369
2,150		2,224	-74
1,485		1,565	-80
4,512		2,781	1,731
3,544		2,705	839

Form 990PF Part IV - Capital Gains and Losses for Tax on Investment Income - Columns i - l

Complete only for assets showing gain in column (h) and owned by the foundation on 12/31/69			(l) Gains (Col. (h) gain minus col. (k), but not less than -0-) or Losses (from col.(h))
(i) F.M.V. as of 12/31/69	(j) Adjusted basis as of 12/31/69	(k) Excess of col. (i) over col. (j), if any	
			-1,133
			2,859
			2,074
			1,407
			2,008
			1,369
			-74
			-80
			1,731
			839

Form 990PF Part IV - Capital Gains and Losses for Tax on Investment Income - Columns a - d

List and describe the kind(s) of property sold (e.g., real estate, (a) 2-story brick warehouse; or common stock, 200 shs. MLC Co.)	(b) How acquired P—Purchase D—Donation	(c) Date acquired (mo., day, yr.)	(d) Date sold (mo., day, yr.)
5 ALIBABA GROUP HOLDING	P	2017-07-27	2019-11-26
20 ALIBABA GROUP HOLDING	P	2018-06-19	2019-11-26
5 ALPHABET INC CLASS A	P	2017-06-14	2019-11-26
10 ALPHABET INC CLASS A	P	2018-07-17	2019-11-26
5 AMAZON.COM INC	P	2017-06-14	2019-11-26
20 AMERN TOWER CORP REIT	P	2017-07-27	2019-11-26
30 AMGEN INC	P	2017-04-11	2019-11-26
5 AMGEN INC	P	2018-10-16	2019-11-26
15,000 AMGEN INC	P	2018-07-24	2019-11-26
10,000 ANALOG DEVICES, 1.25%21	P	2017-02-16	2019-11-26

Form 990PF Part IV - Capital Gains and Losses for Tax on Investment Income - Columns e - h

(e) Gross sales price	(f) Depreciation allowed (or allowable)	(g) Cost or other basis plus expense of sale	(h) Gain or (loss) (e) plus (f) minus (g)
952		768	184
3,809		4,053	-244
6,544		4,880	1,664
13,089		11,859	1,230
8,953		4,934	4,019
4,262		2,693	1,569
7,028		4,873	2,155
1,171		985	186
15,049		14,107	942
10,067		9,915	152

Form 990PF Part IV - Capital Gains and Losses for Tax on Investment Income - Columns i - l

Complete only for assets showing gain in column (h) and owned by the foundation on 12/31/69			(l) Gains (Col. (h) gain minus col. (k), but not less than -0-) or Losses (from col.(h))
(i) F.M.V. as of 12/31/69	(j) Adjusted basis as of 12/31/69	(k) Excess of col. (i) over col. (j), if any	
			184
			-244
			1,664
			1,230
			4,019
			1,569
			2,155
			186
			942
			152

Form 990PF Part IV - Capital Gains and Losses for Tax on Investment Income - Columns a - d

List and describe the kind(s) of property sold (e.g., real estate, (a) 2-story brick warehouse; or common stock, 200 shs. MLC Co.)	(b) How acquired P—Purchase D—Donation	(c) Date acquired (mo., day, yr.)	(d) Date sold (mo., day, yr.)
35 APPLE INC	P	2017-06-14	2019-11-26
20 APPLE INC	P	2017-12-14	2019-11-26
10,000 APPLIED MATERIALS 4.3%21	P	2017-02-02	2019-11-26
115 BANK OF AMERICA	P	2018-06-14	2019-11-26
50 BANK OF AMERICA	P	2018-07-17	2019-11-26
15,000 BANK OF AMERICA 2.503%22	P	2017-02-16	2019-11-26
70 BB&T CORP	P	2018-07-17	2019-11-26
20 BERKSHIRE HATHAWAY CLASS B	P	2017-10-25	2019-11-26
30 BERKSHIRE HATHAWAY CLASS B	P	2018-07-17	2019-11-26
30 BOEING CO	P	2017-06-23	2019-11-26

Form 990PF Part IV - Capital Gains and Losses for Tax on Investment Income - Columns e - h

(e) Gross sales price	(f) Depreciation allowed (or allowable)	(g) Cost or other basis plus expense of sale	(h) Gain or (loss) (e) plus (f) minus (g)
9,316		5,152	4,164
5,324		3,442	1,882
10,352		10,779	-427
3,823		3,397	426
1,662		1,497	165
15,113		14,535	578
3,809		3,620	189
4,361		3,800	561
6,542		5,762	780
11,186		6,048	5,138

Form 990PF Part IV - Capital Gains and Losses for Tax on Investment Income - Columns i - l

Complete only for assets showing gain in column (h) and owned by the foundation on 12/31/69			(l) Gains (Col. (h) gain minus col. (k), but not less than -0-) or Losses (from col.(h))
(i) F.M.V. as of 12/31/69	(j) Adjusted basis as of 12/31/69	(k) Excess of col. (i) over col. (j), if any	
			4,164
			1,882
			-427
			426
			165
			578
			189
			561
			780
			5,138

Form 990PF Part IV - Capital Gains and Losses for Tax on Investment Income - Columns a - d

List and describe the kind(s) of property sold (e.g., real estate, (a) 2-story brick warehouse; or common stock, 200 shs. MLC Co.)	(b) How acquired P—Purchase D—Donation	(c) Date acquired (mo., day, yr.)	(d) Date sold (mo., day, yr.)
10 BROADCOM INC	P	2017-04-11	2019-11-26
5 CHEVRON CORP	P	2018-10-16	2019-11-26
20 CONSTELLATION BRAND CLASS A	P	2017-11-24	2019-11-26
15 COSTCO WHOLESALE CO	P	2017-04-11	2019-11-26
20 COSTCO WHOLESALE CO	P	2018-07-17	2019-11-26
65 DANAHER CORP	P	2018-10-16	2019-11-26
20 ECOLAB INC	P	2017-07-11	2019-11-26
25 ECOLAB INC	P	2018-01-18	2019-11-26
30 EOG RESOURCES INC	P	2017-01-19	2019-11-26
45 EOG RESOURCES INC	P	2018-07-17	2019-11-26

Form 990PF Part IV - Capital Gains and Losses for Tax on Investment Income - Columns e - h

(e) Gross sales price	(f) Depreciation allowed (or allowable)	(g) Cost or other basis plus expense of sale	(h) Gain or (loss) (e) plus (f) minus (g)
3,190		2,170	1,020
587		584	3
3,679		4,423	-744
4,506		2,556	1,950
6,008		4,292	1,716
9,510		6,698	2,812
3,713		2,640	1,073
4,641		3,465	1,176
2,166		3,162	-996
3,248		5,581	-2,333

Form 990PF Part IV - Capital Gains and Losses for Tax on Investment Income - Columns i - l

Complete only for assets showing gain in column (h) and owned by the foundation on 12/31/69			(l) Gains (Col. (h) gain minus col. (k), but not less than -0-) or Losses (from col.(h))
(i) F.M.V. as of 12/31/69	(j) Adjusted basis as of 12/31/69	(k) Excess of col. (i) over col. (j), if any	
			1,020
			3
			-744
			1,950
			1,716
			2,812
			1,073
			1,176
			-996
			-2,333

Form 990PF Part IV - Capital Gains and Losses for Tax on Investment Income - Columns a - d

List and describe the kind(s) of property sold (e.g., real estate, (a) 2-story brick warehouse; or common stock, 200 shs. MLC Co.)	(b) How acquired P—Purchase D—Donation	(c) Date acquired (mo., day, yr.)	(d) Date sold (mo., day, yr.)
10,000 EOG RESOURCES, IN 4.1% ²¹	P	2017-01-20	2019-11-26
35 ESTEE LAUDER CO INC	P	2018-01-18	2019-11-26
45 FACEBOOK INC CLASS A	P	2018-06-14	2019-11-26
60 FIDELITY NATL INFO	P	2018-01-18	2019-11-26
25 FIRST REPUBLIC BANK	P	2018-02-07	2019-11-26
70 FORTIVE CORP DISC	P	2017-12-14	2019-11-26
180 GLDM SACH ACTVBETA EMRGMKT EQY ETF	P	2018-01-18	2019-11-26
25 HEALTHEQUITY INC	P	2018-07-17	2019-11-26
70 HEALTHEQUITY INC	P	2018-10-16	2019-11-26
25 HOME DEPOT INC	P	2017-06-14	2019-11-26

Form 990PF Part IV - Capital Gains and Losses for Tax on Investment Income - Columns e - h

(e) Gross sales price	(f) Depreciation allowed (or allowable)	(g) Cost or other basis plus expense of sale	(h) Gain or (loss) (e) plus (f) minus (g)
10,235		10,538	-303
6,806		4,587	2,219
8,975		6,812	2,163
8,261		5,864	2,397
2,729		2,260	469
5,031		5,006	25
5,879		6,826	-947
1,577		2,012	-435
4,416		5,850	-1,434
5,493		3,869	1,624

Form 990PF Part IV - Capital Gains and Losses for Tax on Investment Income - Columns i - l

Complete only for assets showing gain in column (h) and owned by the foundation on 12/31/69			(l) Gains (Col. (h) gain minus col. (k), but not less than -0-) or Losses (from col.(h))
(i) F.M.V. as of 12/31/69	(j) Adjusted basis as of 12/31/69	(k) Excess of col. (i) over col. (j), if any	
			-303
			2,219
			2,163
			2,397
			469
			25
			-947
			-435
			-1,434
			1,624

Form 990PF Part IV - Capital Gains and Losses for Tax on Investment Income - Columns a - d

List and describe the kind(s) of property sold (e.g., real estate, (a) 2-story brick warehouse; or common stock, 200 shs. MLC Co.)	(b) How acquired P—Purchase D—Donation	(c) Date acquired (mo., day, yr.)	(d) Date sold (mo., day, yr.)
10 HOME DEPOT	P	2018-01-18	2019-01-16
20 HONEYWELL INTL INC	P	2017-07-27	2019-11-26
25 ISHARES CORE S&P MID CAPETF	P	2017-06-14	2019-11-26
70 ISHARES CORE S&P MID CAPETF	P	2017-06-23	2019-11-26
320 ISHARES MSCI EAFE ETF	P	2017-09-26	2019-11-26
435 ISHARES MSCI EAF AE ETF	P	2018-07-17	2019-11-26
135 ISHARES MSCI PACIFIC EX JAPAN ETF	P	2018-01-18	2019-11-26
130 ISHARES RUSSELL MID CAP ETF	P	2018-02-16	2019-11-26
50 ISHARES RUSSELL MID CAP GROWTH ETF	P	2017-12-14	2019-11-26
50 ISHARES RUSSELL 2000 GROWTH ETF	P	2017-11-24	2019-11-26

Form 990PF Part IV - Capital Gains and Losses for Tax on Investment Income - Columns e - h

(e) Gross sales price	(f) Depreciation allowed (or allowable)	(g) Cost or other basis plus expense of sale	(h) Gain or (loss) (e) plus (f) minus (g)
2,197		1,987	210
3,575		2,625	950
5,044		4,424	620
14,123		12,214	1,909
21,908		21,721	187
29,781		29,399	382
6,236		6,636	-400
7,617		6,835	782
7,558		5,948	1,610
10,515		9,234	1,281

Form 990PF Part IV - Capital Gains and Losses for Tax on Investment Income - Columns i - l

Complete only for assets showing gain in column (h) and owned by the foundation on 12/31/69			(l) Gains (Col. (h) gain minus col. (k), but not less than -0-) or Losses (from col.(h))
(i) F.M.V. as of 12/31/69	(j) Adjusted basis as of 12/31/69	(k) Excess of col. (i) over col. (j), if any	
			210
			950
			620
			1,909
			187
			382
			-400
			782
			1,610
			1,281

Form 990PF Part IV - Capital Gains and Losses for Tax on Investment Income - Columns a - d

List and describe the kind(s) of property sold (e.g., real estate, (a) 2-story brick warehouse; or common stock, 200 shs. MLC Co.)	(b) How acquired P—Purchase D—Donation	(c) Date acquired (mo., day, yr.)	(d) Date sold (mo., day, yr.)
95 ISHARES RUSSELL 2000 VALUE ETF	P	2017-11-24	2019-11-26
20 ISHARES S&P SMLL CAP 600FRTH ETF	P	2017-04-11	2019-11-26
15 JP MORGAN CHASE & CO	P	2018-01-18	2019-11-26
15 JOHNSON & JOHNSON	P	2017-06-14	2019-11-26
15 JOHNSON & JOHNSON	P	2018-10-19	2019-11-26
155 JPMORGAN DVRSFD RTRN	P	2018-09-17	2019-11-26
10,000 KEYCORP 5.1%21	P	2017-02-21	2019-11-26
55 LILLY ELI & CO	P	2017-10-25	2019-11-26
15,000 LOWE'S COMPANIES 3.12%22	P	2017-02-24	2019-11-26
10 MARRIOTT INTL INC	P	2017-04-11	2019-11-26

Form 990PF Part IV - Capital Gains and Losses for Tax on Investment Income - Columns e - h

(e) Gross sales price	(f) Depreciation allowed (or allowable)	(g) Cost or other basis plus expense of sale	(h) Gain or (loss) (e) plus (f) minus (g)
11,927		11,909	18
3,772		3,027	745
1,959		1,701	258
2,054		1,994	60
2,054		2,090	-36
8,669		8,956	-287
10,392		10,946	-554
6,482		4,731	1,751
15,368		15,510	-142
1,392		912	480

Form 990PF Part IV - Capital Gains and Losses for Tax on Investment Income - Columns i - l

Complete only for assets showing gain in column (h) and owned by the foundation on 12/31/69			(l) Gains (Col. (h) gain minus col. (k), but not less than -0-) or Losses (from col.(h))
(i) F.M.V. as of 12/31/69	(j) Adjusted basis as of 12/31/69	(k) Excess of col. (i) over col. (j), if any	
			18
			745
			258
			60
			-36
			-287
			-554
			1,751
			-142
			480

Form 990PF Part IV - Capital Gains and Losses for Tax on Investment Income - Columns a - d

List and describe the kind(s) of property sold (e.g., real estate, (a) 2-story brick warehouse; or common stock, 200 shs. MLC Co.)	(b) How acquired P—Purchase D—Donation	(c) Date acquired (mo., day, yr.)	(d) Date sold (mo., day, yr.)
20 MARRIOTT INTL INC CLASS A	P	2017-10-25	2019-11-26
65 MARSH & MC LENNAN CO	P	2018-07-17	2019-11-26
5 MC DONALDS CORP	P	2018-08-28	2019-11-26
65 MEDRONIC PLC	P	2018-10-19	2019-11-26
115 MICROSOFT CORP	P	2011-07-13	2019-11-26
95 MONDELEZ INTL CLASS A	P	2018-10-16	2019-11-26
30 MORGAN STANLEY	P	2017-07-27	2019-11-26
15 NETFLIX INC	P	2018-07-17	2019-11-26
40 NEXTERA ENERGY INC	P	2018-07-17	2019-11-26
500 PACCAR INC	P	2016-06-29	2019-11-26

Form 990PF Part IV - Capital Gains and Losses for Tax on Investment Income - Columns e - h

(e) Gross sales price	(f) Depreciation allowed (or allowable)	(g) Cost or other basis plus expense of sale	(h) Gain or (loss) (e) plus (f) minus (g)
2,783		2,330	453
7,040		5,633	1,407
965		806	159
7,252		6,145	1,107
17,493		3,105	14,388
4,987		3,915	1,072
1,477		1,404	73
4,698		5,205	-507
9,384		6,813	2,571
40,761		25,511	15,250

Form 990PF Part IV - Capital Gains and Losses for Tax on Investment Income - Columns i - l

Complete only for assets showing gain in column (h) and owned by the foundation on 12/31/69			(l) Gains (Col. (h) gain minus col. (k), but not less than -0-) or Losses (from col.(h))
(i) F.M.V. as of 12/31/69	(j) Adjusted basis as of 12/31/69	(k) Excess of col. (i) over col. (j), if any	
			453
			1,407
			159
			1,107
			14,388
			1,072
			73
			-507
			2,571
			15,250

Form 990PF Part IV - Capital Gains and Losses for Tax on Investment Income - Columns a - d

List and describe the kind(s) of property sold (e.g., real estate, (a) 2-story brick warehouse; or common stock, 200 shs. MLC Co.)	(b) How acquired P—Purchase D—Donation	(c) Date acquired (mo., day, yr.)	(d) Date sold (mo., day, yr.)
65 PAYPAL HOLDINGS INCORPOR	P	2017-10-25	2019-11-26
45 PEPSICO INC	P	2017-11-24	2019-11-26
65 PFIZER INC	P	2017-11-24	2019-11-26
10,000 QUEST DIAGNOSTIC 4.75%20	P	2017-02-02	2019-11-26
35 RAYTHEON CO	P	2018-03-23	2019-11-26
60 SALESFORCE COM	P	2017-10-25	2019-11-26
30 SCHLUMBERGER LTD	P	2017-04-11	2019-11-26
65 SCHLUMBERGER LTD	P	2018-01-30	2019-11-26
10 SHERWIN WILLIAMS CO	P	2017-12-14	2019-11-26
25 STRYKER CORP	P	2017-11-24	2019-11-26

Form 990PF Part IV - Capital Gains and Losses for Tax on Investment Income - Columns e - h

(e) Gross sales price	(f) Depreciation allowed (or allowable)	(g) Cost or other basis plus expense of sale	(h) Gain or (loss) (e) plus (f) minus (g)
6,922		4,562	2,360
6,087		5,217	870
2,503		2,308	195
10,032		10,747	-715
7,602		7,542	60
9,728		5,912	3,816
1,098		2,390	-1,292
2,379		4,842	-2,463
5,844		3,990	1,854
5,083		3,887	1,196

Form 990PF Part IV - Capital Gains and Losses for Tax on Investment Income - Columns i - l

Complete only for assets showing gain in column (h) and owned by the foundation on 12/31/69			(l) Gains (Col. (h) gain minus col. (k), but not less than -0-) or Losses (from col.(h))
(i) F.M.V. as of 12/31/69	(j) Adjusted basis as of 12/31/69	(k) Excess of col. (i) over col. (j), if any	
			2,360
			870
			195
			-715
			60
			3,816
			-1,292
			-2,463
			1,854
			1,196

Form 990PF Part IV - Capital Gains and Losses for Tax on Investment Income - Columns a - d

List and describe the kind(s) of property sold (e.g., real estate, (a) 2-story brick warehouse; or common stock, 200 shs. MLC Co.)	(b) How acquired P—Purchase D—Donation	(c) Date acquired (mo., day, yr.)	(d) Date sold (mo., day, yr.)
10,000 TEXAS INSTRUMENT 1.75%20	P	2017-02-21	2019-11-26
25 THERMO FISHER SCNTFC	P	2017-06-14	2019-11-26
55 UNION PACIFIC CORP	P	2018-06-19	2019-11-26
10,000 UNITED TECHNOLOGI 4.5%20	P	2017-03-31	2019-11-26
20 UNITEDHEALTH GRP INC	P	2017-10-25	2019-11-26
115 VANGUARD FTSE DEVELOPED MARKETS ETF	P	2017-12-14	2019-11-26
585 VANGUARD FTSE DEVELOPED MARKETS ETF	P	2018-07-17	2019-11-26
135 VANGUARD FTSE EMERGING MARKETS ETF	P	2017-09-22	2019-11-26
165 VANGUARD FTSE EMERGING MARKETS ETF	P	2017-10-25	2019-11-26
50 VISA INC CLASS A	P	2017-06-14	2019-11-26

Form 990PF Part IV - Capital Gains and Losses for Tax on Investment Income - Columns e - h

(e) Gross sales price	(f) Depreciation allowed (or allowable)	(g) Cost or other basis plus expense of sale	(h) Gain or (loss) (e) plus (f) minus (g)
9,986		9,928	58
7,804		4,378	3,426
9,886		7,850	2,036
10,086		10,782	-696
5,615		4,173	1,442
4,961		5,116	-155
25,237		25,241	-4
5,701		5,965	-264
6,968		7,375	-407
9,115		4,773	4,342

Form 990PF Part IV - Capital Gains and Losses for Tax on Investment Income - Columns i - l

Complete only for assets showing gain in column (h) and owned by the foundation on 12/31/69			(l) Gains (Col. (h) gain minus col. (k), but not less than -0-) or Losses (from col.(h))
(i) F.M.V. as of 12/31/69	(j) Adjusted basis as of 12/31/69	(k) Excess of col. (i) over col. (j), if any	
			58
			3,426
			2,036
			-696
			1,442
			-155
			-4
			-264
			-407
			4,342

Form 990PF Part IV - Capital Gains and Losses for Tax on Investment Income - Columns a - d

List and describe the kind(s) of property sold (e.g., real estate, (a) 2-story brick warehouse; or common stock, 200 shs. MLC Co.)	(b) How acquired P—Purchase D—Donation	(c) Date acquired (mo., day, yr.)	(d) Date sold (mo., day, yr.)
20 VISA INC CLASS A	P	2017-11-24	2019-11-26
60,000 VISA INC CLASS A	P	2017-07-19	2019-11-26
65 W E C ENERGY GROUP ING	P	2018-10-16	2019-11-26
70 WALMART INC	P	2018-02-16	2019-11-26
60,000 WSATE MANAGEMENT	P	2017-06-19	2019-11-26
15,000 S&P GLOBAL INC 3.3%20**	P	2017-03-07	2019-12-26
45,000 S&P GLOBAL INC 3.3%20**	P	2017-04-26	2019-12-26
100,000 SCHWAB US TRSY MONEY MARKET	P	1999-12-31	2019-11-26
175,000 SCHWAB US TRSY MONEY MARKET	P	1999-12-31	2019-03-06

Form 990PF Part IV - Capital Gains and Losses for Tax on Investment Income - Columns e - h

(e) Gross sales price	(f) Depreciation allowed (or allowable)	(g) Cost or other basis plus expense of sale	(h) Gain or (loss) (e) plus (f) minus (g)
3,646		2,225	1,421
61,601		61,392	209
5,773		4,395	1,378
8,314		7,256	1,058
61,460		61,746	-286
15,134		15,345	-211
45,402		46,411	-1,009
100,000		100,000	
175,000		175,000	

Form 990PF Part IV - Capital Gains and Losses for Tax on Investment Income - Columns i - l

Complete only for assets showing gain in column (h) and owned by the foundation on 12/31/69			(l) Gains (Col. (h) gain minus col. (k), but not less than -0-) or Losses (from col.(h))
(i) F.M.V. as of 12/31/69	(j) Adjusted basis as of 12/31/69	(k) Excess of col. (i) over col. (j), if any	
			1,421
			209
			1,378
			1,058
			-286
			-211
			-1,009

Form 990PF Part XV Line 3 - Grants and Contributions Paid During the Year or Approved for Future Payment

Recipient	If recipient is an individual, show any relationship to any foundation manager or substantial contributor	Foundation status of recipient	Purpose of grant or contribution	Amount
Name and address (home or business)				
a <i>Paid during the year</i>				
ACRES OF DIAMONDSPO BOX 1672 DUVALL, WA 98019	NONE	N/A	CHARITABLE	45,000
AGC EDUCATION FOUNDATION 1200 WESTLAKE AVE N STE 301 SEATTLE, WA 98109	NONE	N/A	CHARITABLE	17,500
ASSISTANCE LEAGUE OF THE EASTSIDE 7345 164TH AVE NE SUITE 145-291 REDMOND, WA 98052	NONE	N/A	CHARITABLE	10,000
Total ▶ 3a				805,000

Form 990PF Part XV Line 3 - Grants and Contributions Paid During the Year or Approved for Future Payment				
Recipient	If recipient is an individual, show any relationship to any foundation manager or substantial contributor	Foundation status of recipient	Purpose of grant or contribution	Amount
Name and address (home or business)				
a Paid during the year				
ASSISTANCE LEAGUE OF SEATTLE 1415 N 45TH ST SEATTLE, WA 98103	NONE	N/A	CHARITABLE	10,000
BIKE WORKS 3709 S FERDINAND STREET SEATTLE, WA 98118	NONE	N/A	CHARITABLE	10,000
BRIDGE DISABILITY MINISTRIES 12356 NORTHUP WAY STE 103 BELLEVUE, WA 98005	NONE	N/A	CHARITABLE	40,000
Total ▶ 3a				805,000

Form 990PF Part XV Line 3 - Grants and Contributions Paid During the Year or Approved for Future Payment				
Recipient	If recipient is an individual, show any relationship to any foundation manager or substantial contributor	Foundation status of recipient	Purpose of grant or contribution	Amount
Name and address (home or business)				
a Paid during the year				
CENTER FOR INFECTIOUS DISEASE RESEA 1616 EASTLAKE AVE E STE 400 SEATTLE, WA 98102	NONE	N/A	CHARITABLE	30,000
CRISIS CONNECTION 2901 3RD AVE STE 100 SEATTLE, WA 98121	NONE	N/A	CHARITABLE	10,000
EASTSIDE ACADEMY 1717 BELLEVUE WAY NE BELLEVUE, WA 98004	NONE	N/A	CHARITABLE	65,000
Total ▶ 3a				805,000

Form 990PF Part XV Line 3 - Grants and Contributions Paid During the Year or Approved for Future Payment				
Recipient	If recipient is an individual, show any relationship to any foundation manager or substantial contributor	Foundation status of recipient	Purpose of grant or contribution	Amount
Name and address (home or business)				
a <i>Paid during the year</i>				
FARE START700 VIRGINIA STREET SEATTLE, WA 98101	NONE	N/A	CHARITABLE	30,000
FRIENDS OF YOUTH13116 NE 132ND ST KIRKLAND, WA 98034	NONE	N/A	CHARITABLE	10,000
HOPELINK8990 154TH AVE NE REDMOND, WA 98052	NONE	N/A	CHARITABLE	20,000
Total ▶ 3a				805,000

Form 990PF Part XV Line 3 - Grants and Contributions Paid During the Year or Approved for Future Payment				
Recipient	If recipient is an individual, show any relationship to any foundation manager or substantial contributor	Foundation status of recipient	Purpose of grant or contribution	Amount
Name and address (home or business)				
a <i>Paid during the year</i>				
HUMANE SOCIET OF SEATTLE 13212 SOUTHEAST EASTGATE WAY BELLEVUE, WA 98005	NONE	N/A	CHARITABLE	10,000
JUBILEE REACH 14200 SOUTHEAST 13TH PLACE BELLEVUE, WA 98007	NONE	N/A	CHARITABLE	50,000
KINDERING16120 NE 8TH ST BELLEVUE, WA 98008	NONE	N/A	CHARITABLE	10,000
Total ▶ 3a				805,000

Form 990PF Part XV Line 3 - Grants and Contributions Paid During the Year or Approved for Future Payment				
Recipient	If recipient is an individual, show any relationship to any foundation manager or substantial contributor	Foundation status of recipient	Purpose of grant or contribution	Amount
Name and address (home or business)				
a <i>Paid during the year</i>				
KING COUNTY SEXUAL ASSAULT UNIT 707 S GRADY WAY STE 300 RENTON, WA 98057	NONE	N/A	CHARITABLE	10,000
LIFEWIREPO BOX 6398 BELLEVUE, WA 98008	NONE	N/A	CHARITABLE	15,000
MARY'S PLACE9529 29TH ST NE LAKE STEVENS, WA 98258	NONE	N/A	CHARITABLE	55,000
Total ▶ 3a				805,000

Form 990PF Part XV Line 3 - Grants and Contributions Paid During the Year or Approved for Future Payment				
Recipient	If recipient is an individual, show any relationship to any foundation manager or substantial contributor	Foundation status of recipient	Purpose of grant or contribution	Amount
Name and address (home or business)				
a <i>Paid during the year</i>				
MUSEUM OF FLIGHT 9404 EAST MARGINAL WAY SOUTH SEATTLE, WA 98108	NONE	N/A	CHARITABLE	20,000
NEW HORIZONS2709 3RD AVE SEATTLE, WA 98121	NONE	N/A	CHARITABLE	10,000
NORTHWEST SCHOOL FOR THE HEARING IM 15303 WESTMINISTER WAY N SHORELINE, WA 98133	NONE	N/A	CHARITABLE	7,500
Total ▶ 3a				805,000

Form 990PF Part XV Line 3 - Grants and Contributions Paid During the Year or Approved for Future Payment				
Recipient	If recipient is an individual, show any relationship to any foundation manager or substantial contributor	Foundation status of recipient	Purpose of grant or contribution	Amount
Name and address (home or business)				
a <i>Paid during the year</i>				
OUTDOORS FOR ALL 6344 NE 74TH ST SEITE 102 SEATTLE, WA 98115	NONE	N/A	CHARITABLE	10,000
OVERLAKE HOSPITAL 1035 116TH AVE NE BELLEVUE, WA 98004	NONE	N/A	CHARITABLE	10,000
PACIIC NORTHWEST BALLET 301 MERCER STREET SEATTLE, WA 98109	NONE	N/A	CHARITABLE	5,000
Total ▶ 3a				805,000

Form 990PF Part XV Line 3 - Grants and Contributions Paid During the Year or Approved for Future Payment				
Recipient	If recipient is an individual, show any relationship to any foundation manager or substantial contributor	Foundation status of recipient	Purpose of grant or contribution	Amount
Name and address (home or business)				
a <i>Paid during the year</i>				
PEDIATRICS INTERIM CARE CENTER 328 4TH AVE S KENT, WA 98032	NONE	N/A	CHARITABLE	5,000
PLANNED PARENTHOOD 2001 EAST MADISON STREET SEATTLE, WA 98122		N/A	CHARITABLE	20,000
REAL ESCAPE FROM THE SEX TRADE 4215 RANIER AVENUE SOUTH SUITE B SEATTLE, WA 98118	NONE	N/A	CHARITABLE	10,000
Total ▶ 3a				805,000

Form 990PF Part XV Line 3 - Grants and Contributions Paid During the Year or Approved for Future Payment				
Recipient	If recipient is an individual, show any relationship to any foundation manager or substantial contributor	Foundation status of recipient	Purpose of grant or contribution	Amount
Name and address (home or business)				
a <i>Paid during the year</i>				
SALVATION ARMY EASTSIDE 911 164TH AVENUE NORTHEAST BELLEVUE, WA 98008	NONE	N/A	CHARITABLE	30,000
SEATTLE MOUNTAIN RESCUEPO BOX 67 SEATTLE, WA 98111	NONE	N/A	CHARITABLE	10,000
SEATTLE URBAN ACADEMY 10056 RENTON AVE S SEATTLE, WA 98178	NONE	N/A	CHARITABLE	20,000
Total ▶ 3a				805,000

Form 990PF Part XV Line 3 - Grants and Contributions Paid During the Year or Approved for Future Payment				
Recipient	If recipient is an individual, show any relationship to any foundation manager or substantial contributor	Foundation status of recipient	Purpose of grant or contribution	Amount
Name and address (home or business)				
a <i>Paid during the year</i>				
SOPHIA WAY11061 NE 2ND ST STE 223 BELLEVUE, WA 98004	NONE	N/A	CHARITABLE	20,000
SOUND MENTAL HEALTH 6400 SOUTHCENTER BLVD TUKWILA, WA 98188	NONE	N/A	CHARITABLE	20,000
UNION GOSPEL MISSION 3800 S OTHELLO ST SEATTLE, WA 98118	NONE	N/A	CHARITABLE	60,000
Total ▶ 3a				805,000

Form 990PF Part XV Line 3 - Grants and Contributions Paid During the Year or Approved for Future Payment				
Recipient	If recipient is an individual, show any relationship to any foundation manager or substantial contributor	Foundation status of recipient	Purpose of grant or contribution	Amount
Name and address (home or business)				
a <i>Paid during the year</i>				
UNIVERISITY OF WASHINGTON BUSINESS 407 GERBERDING HALL SEATTLE, WA 98195	NONE	N/A	CHARITABLE	5,000
UNIVERSITY OF WASHINGTON ENVIRONMEN 407 GERBERDING HALL SEATTLE, WA 98195	NONE	N/A	CHARITABLE	50,000
VENTURES 2100 24TH AVENUE SOUTH SUITE 380 SEATTLE, WA 98144	NONE	N/A	CHARITABLE	5,000
Total ▶ 3a				805,000

Form 990PF Part XV Line 3 - Grants and Contributions Paid During the Year or Approved for Future Payment				
Recipient	If recipient is an individual, show any relationship to any foundation manager or substantial contributor	Foundation status of recipient	Purpose of grant or contribution	Amount
Name and address (home or business)				
a <i>Paid during the year</i>				
WASHINGTON STEM210 S HUDSON ST SEATTLE, WA 98134	NONE	N/A	CHARITABLE	10,000
WASHINGTON WOMEN IN NEED 232 FIFTH AVE S SUITE 201 KIRKLAND, WA 98033	NONE	N/A	CHARITABLE	5,000
WESTSIDE BABY 10002 14TH AVENUE SW SEATTLE, WA 98146	NONE	N/A	CHARITABLE	5,000
Total ▶ 3a				805,000

Form 990PF Part XV Line 3 - Grants and Contributions Paid During the Year or Approved for Future Payment				
Recipient	If recipient is an individual, show any relationship to any foundation manager or substantial contributor	Foundation status of recipient	Purpose of grant or contribution	Amount
Name and address (home or business)				
a <i>Paid during the year</i>				
YOUTH EASTSIDE SERVICES 999 164TH AVENUE NE BELLEVUE, WA 98008	NONE	N/A	CHARITABLE	10,000
YOUNG LIFEPO BOX 520 COLORADO SPRINGS, CO 80901	NONE	N/A	CHARITABLE	10,000
Total ▶ 3a				805,000

TY 2019 Accounting Fees Schedule**Name:** BYRON & ALICE LOCKWOOD FOUNDATION**EIN:** 91-0833426**Software ID:** 19009920**Software Version:** 2019v5.0

Category	Amount	Net Investment Income	Adjusted Net Income	Disbursements for Charitable Purposes
STEVEN A. FINLEY, CPA PLLC	9,450	4,725	0	4,725

Note: To capture the full content of this document, please select landscape mode (11" x 8.5") when printing.

TY 2019 Depreciation Schedule

Name: BYRON & ALICE LOCKWOOD FOUNDATION

EIN: 91-0833426

Software ID: 19009920

Software Version: 2019v5.0

Depreciation Schedule

Description of Property	Date Acquired	Cost or Other Basis	Prior Years' Depreciation	Computation Method	Rate / Life (# of years)	Current Year's Depreciation Expense	Net Investment Income	Adjusted Net Income	Cost of Goods Sold Not Included
COMPUTER	2015-08-16	1,684	1,151	SL	20.00 %	337			

TY 2019 Investments Corporate Bonds Schedule

Name: BYRON & ALICE LOCKWOOD FOUNDATION

EIN: 91-0833426

Software ID: 19009920

Software Version: 2019v5.0

Investments Corporate Bonds Schedule

Name of Bond	End of Year Book Value	End of Year Fair Market Value
CHARLES SCHWAB BONDS - STMT ATTACHED		
FISERV, INC. 2.7%20 60,000 SHS	60,124	60,139
PNC FUNDING COR 4.375%20 50,000 SHS	51,073	50,728
MAGELLAN MIDSTREAM 4.25%21 10,000 SHS	10,251	10,220
OCCIDENTAL PETROL 4.1%21 40,000 SHS	40,955	40,617
ELECTRONIC ARTS I 3.7%21 60,000 SHS	61,210	61,044
JPMORGAN CHASE & VAR 21 10,000 SHS	10,093	10,138
MARRIOTT INTERN 2.875%21 40,000 SHS	40,215	40,387
BANK OF AMERICA COR 5%21 50,000 SHS	51,888	52,007
LAM RESEARCH CORP 2.8%21 50,000 SHS	50,264	50,549
FIDELITY NTNL IN 2.25%21 60,000 SHS	59,556	60,455
REPUBLIC SERVICE 5.25%21 35,000 SHS	36,798	37,120
THE GOLDMAN SACHS VAR 21 40,000 SHS	40,262	40,300
CITIGROUP INC 2.9%21 60,000 SHS	60,250	60,892
MARRIOTT INTERNTN 60,000 SHS	59,454	60,240
U.S BANCORP 2.625%22 50,000 SHS	50,053	50,747
CIGNA CORP 4%22 70,000 SHS	72,527	72,150
COLLINS AEIROSPACE 2.8%22 60,000 SHS	60,360	61,026
HSBC HOLDINGS PLC 4%22F 60,000 SHS	61,852	62,429
CONSTELLATION BRA 2.7%22 35,000 SHS	34,573	35,434

Investments Corporate Bonds Schedule

Name of Bond	End of Year Book Value	End of Year Fair Market Value
MORGAN STANLEY 2.75%22 60,000 SHS	60,020	61,046
SUNTRUST BANK (A 2.45%22 40,000 SHS	39,248	40,406
ECOLAB INC. 2.375%22 65,000 SHS	62,754	65,593
MOODY'S CORP 4.45%22 35,000 SHS	36,712	37,008
BIOGEN INC. 3.625%22 40,000 SHS	41,256	41,614
NVR, INC 3.95%22 50,000 SHS	51,629	52,109
STANLEY BLACK & D 2.9%22 60,000 SHS	60,660	61,446
ABBVIE INC. 2.9%22 60,000 SHS	60,515	61,189
RAYTHEON CO 2.5%22 40,000 SHS	38,879	40,791
QUALCOMM INC 2.6%23 40,000 SHS	39,580	40,699
MOHAWK INDUSTRI 3.85%23 60,000 SHS	61,705	62,471
LINDE PLC 2.7%23 45,000 SHS	44,020	45,911
MERCK & CO., INC. 2.8%23 50,000 SHS	48,973	51,521
PEPSICO, INC. 3.6%24 45,000 SHS	45,545	47,860
MASTERCARD INC 3.375%24 40,000 SHS	40,084	42,396
PAYPAL HOLDINS, 2.4%24 50,000 SHS	50,574	50,486
SYSCO SORP 3.55%25 50,000 SHS	53,482	53,196
WEC ENERGY GROUP 3.55%25 60,000 SHS	61,354	63,420
THE HOME DEPOT, 3.35%25 50,000 SHS	51,237	53,397

TY 2019 Investments Corporate Stock Schedule

Name: BYRON & ALICE LOCKWOOD FOUNDATION

EIN: 91-0833426

Software ID: 19009920

Software Version: 2019v5.0

Investments Corporation Stock Schedule

Name of Stock	End of Year Book Value	End of Year Fair Market Value
CHARLES SCHWAB SECURITIES - STMT ATTACHE		
ADOBE INC 90 SHS	24,085	29,683
ALIBABA GROUP HOLDING F 135 SHS	18,337	28,634
ALPHABET INC. 60 SHS	52,170	80,363
AMAZON.COM INC 55 SHS	49,497	101,631
AMAGEN INC. 195 SHS	31,174	47,009
APPLE INC 390 SHS	53,455	114,524
BANK OF AMERICA CORP 1,595 SHS	45,967	56,176
BERSHIRE HATHAWAY 380 SHS	65,184	86,070
BOEING CO 125 SHS	21,336	40,720
BOOKING HOLDINGS INC 15 SHS	27,290	30,806
BROADCOM INC 100 SHS	20,142	31,602
CARMAX INC 290 SHS	27,664	25,424
CHEVRON CORP 460 SHS	51,266	55,435
CISCO SYSTEMS INC 825 SHS	36,685	39,567
COMCAST CORP CLASS A 705 SHS	29,916	31,704
CONSTELLATION BRAND CLASS A 150 SHS	27,051	28,463
COSTAR GROUP INC 55 SHS	23,011	32,907
COSTCO WHOLESALE CO 190 SHS	30,778	55,845
DANAHER CORP 445 SHS	37,543	68,299
ECOLAB INC 255 SHS	32,039	49,212
EOG RESOURCES INC 395 SHS	38,025	33,085
ESTEE LAUDER CO INC 145 SHS	18,767	29,948
EXXON MOBIL CORP 335 SHS	28,404	23,376
FACEBOOK INC 290 SHS	39,398	59,523
FIDELITY NATL INFO 425 SHS	34,862	59,113
FIRST REPUBLIC BANK 335 SHS	30,284	39,346
FORTIVE CORP DISC 425 SHS	26,022	32,466
HEALTHEQUITY INC 275 SHS	22,128	20,369
HOME DEPOT INC 225 SHS	32,957	49,136

Investments Corporation Stock Schedule

Name of Stock	End of Year Book Value	End of Year Fair Market Value
HONEYWELL INTL INC 235 SHS	28,401	41,595
J P MORGAN CHASE & CO 765 SHS	69,080	106,641
JOHNSON & JOHNSON 310 SHS	38,635	45,220
LAM RESEARCH CORP 120 SHS	15,989	35,088
LILLY ELI & CO 315 SHS	26,867	41,400
MARRIOTT INTL INC CLASS A 220 SHS	19,517	33,315
MARCH & MC LENNAN CO 450 SHS	34,157	50,135
MC DONALDS CORP 250 SHS	40,321	49,403
MEDTRONIC PLC 560 SHS	48,199	63,532
MICROSOFT CORP 790 SHS	21,331	124,586
MONDELEZ INTL CLASS A 670 SHS	18,180	36,904
MORGAN STANLEY 640 SHS	28,228	32,717
NETFLIX INC 125 SHS	19,710	40,446
NEXTERA ENERGY 280 SHS	38,130	67,805
PACCAR INC 500 SHS	25,511	39,550
PALO ALTO NETWORKS 120 SHS	26,823	27,750
PAYPAL HOLDINGS INCORPOR 405 SHS	18,827	43,809
PEPSICO INC 215 SHS	23,493	29,384
PFIZER INC 1,215 SHS	40,933	47,604
PROCTER & GAMBLE 605 SHS	59,805	75,565
PROGRESSIVE CO OHIO 320 SHS	23,313	23,165
RAYTHEON CO 115 SHS	24,782	25,270
SALESFORCE COM 300 SHS	26,072	48,792
SCHLUMBERGER LTD 520 SHS	29,575	20,904
SERVICE NOW INC 135 SHS	26,005	38,113
SHERWIN WILLIAMS CO 50 SHS	19,841	29,177
STRYKER CORP 155 SHS	21,115	32,541
THERMO FISHER SCNTFC 155 SHS	23,500	50,355
TRUIST FINL CORP 610 SHS	28,099	34,355
UNION PACIFIC CORP 295 SHS	32,680	53,333

Investments Corporation Stock Schedule

Name of Stock	End of Year Book Value	End of Year Fair Market Value
UNITED TECHNOLOGIES 270 SHS	36,374	40,435
UNITEDHEALTH GRP INC 165 SHS	29,274	48,507
VALERO ENERGY CORP 260 SHS	18,025	24,349
VERIZON COMMUNICATN 895 SHS	47,462	54,953
VISA INC CLASS A 470 SHS	41,589	88,313
W E C ENERGY GROUP INC 470 SHS	29,560	43,348
WALMART INC 390 SHS	39,502	46,348
WALT DISNEY CO 430 SHS	49,166	62,191
WASTE MANAGEMENT INC	25,183	28,490

TY 2019 Investments - Other Schedule

Name: BYRON & ALICE LOCKWOOD FOUNDATION

EIN: 91-0833426

Software ID: 19009920

Software Version: 2019v5.0

Investments Other Schedule 2

Category/ Item	Listed at Cost or FMV	Book Value	End of Year Fair Market Value
DIAMOND MARINA LLC	AT COST	781,799	523,169
WALLACE PROPERTIES/WASHINGTON PARK	AT COST	121,239	1,027,500
MILL CREEK SOUTH RETAIL CENTER	AT COST	828,079	610,633
WRP GATEWAY LLC	AT COST	819,001	1,008,902
BOLSER REAL ESTATE	AT COST	3,068,761	1,907,400
WALLACE PROPERTIES-KENNEWICK	AT COST	578,065	855,000
WALLACE NORTHGATE 3 LLC	AT COST	524,324	2,000,000
LENOX APARTMENTS	AT COST	397,135	500,000
SOUTH LANDING INVESTMENTS	AT COST	1,489,876	1,500,000
WEST SIDE HOLDINGS	AT COST	419,498	550,000
WYLDs WOODS APARTMENTS	AT COST	335,019	500,000
GARDEN MANOR LLC	AT COST	486,151	500,000
ALASKA TRADE BUILDING LLC	AT COST	255,123	250,000
CUMULATIVE BASIS ADJUSTMENTS	AT COST	21,168	21,168
CHARLES SCHWAB OTHER - STMT ATTACHED	AT COST		
GLDMN SACH ACTVBETA EMRG 1,370 SHS	AT COST	46,830	47,046
ISHARES CORE S&P MID CAP 935 SHS	AT COST	159,648	192,442
ISHARES MSCI EAFE ETF 5,520 SHS	AT COST	347,088	383,309
SIHARES MSCI PACIFIC EX 970 SHS	AT COST	43,996	44,911
ISHARES RUSSELL MID CAP 1,353 SHS	AT COST	71,138	80,666
ISHARES RUSSELL MID CAP 465 SHS	AT COST	49,403	70,950
ISHARES RUSSELL 2000 465 SHS	AT COST	79,635	99,612
ISHARES RUSSELL 2000 660 SHS	AT COST	79,751	84,863
ISHARES S&P SMLL CAP 600 240 SHS	AT COST	36,071	46,392
JP MORGAN DIVERSIFIED 1,110 SHS	AT COST	63,815	63,370
VANGUARD FTSE DEVELOPED 5,085 SHS	AT COST	203,569	224,045
VANGUARD FTSE EMERGING 3,800 SHS	AT COST	152,382	168,986
VANGUARD SMALL CAP ETF 1,251 SHS	AT COST	171,405	207,216
AMERN TOWER CORP 165 SHS	AT COST	21,031	37,920
DIGITAL REALTY TRUST 255 SHS	AT COST	29,696	30,534

Investments Other Schedule 2

Category/ Item	Listed at Cost or FMV	Book Value	End of Year Fair Market Value
EQUINIX INC 60 SHS	AT COST	26,491	35,022
PROLOGIS INC. 610 SHS	AT COST	36,508	54,375

**TY 2019 Land, Etc.
Schedule****Name:** BYRON & ALICE LOCKWOOD FOUNDATION**EIN:** 91-0833426**Software ID:** 19009920**Software Version:** 2019v5.0

Category / Item	Cost / Other Basis	Accumulated Depreciation	Book Value	End of Year Fair Market Value
Miscellaneous	4,233	4,037	196	

TY 2019 Legal Fees Schedule**Name:** BYRON & ALICE LOCKWOOD FOUNDATION**EIN:** 91-0833426**Software ID:** 19009920**Software Version:** 2019v5.0

Category	Amount	Net Investment Income	Adjusted Net Income	Disbursements for Charitable Purposes
	5,790	2,895	0	2,895

TY 2019 Other Decreases Schedule**Name:** BYRON & ALICE LOCKWOOD FOUNDATION**EIN:** 91-0833426**Software ID:** 19009920**Software Version:** 2019v5.0

Description	Amount
AJUSTMENT TO COST BASIS OF NOTES RECEIVABLE	69,923

TY 2019 Other Expenses Schedule**Name:** BYRON & ALICE LOCKWOOD FOUNDATION**EIN:** 91-0833426**Software ID:** 19009920**Software Version:** 2019v5.0**Other Expenses Schedule**

Description	Revenue and Expenses per Books	Net Investment Income	Adjusted Net Income	Disbursements for Charitable Purposes
BANK CHARGES	155	155		
INSURANCE	2,331	1,166		1,165
MISCELLANEOUS	25			25
OFFICE EXPENSE	355	178		177
WEBSITE	1,500	750		750

TY 2019 Other Income Schedule**Name:** BYRON & ALICE LOCKWOOD FOUNDATION**EIN:** 91-0833426**Software ID:** 19009920**Software Version:** 2019v5.0**Other Income Schedule**

Description	Revenue And Expenses Per Books	Net Investment Income	Adjusted Net Income
OTHER INCOME	2,230	2,230	
PARTNERSHIP INCOME	-666,509		

TY 2019 Other Professional Fees Schedule**Name:** BYRON & ALICE LOCKWOOD FOUNDATION**EIN:** 91-0833426**Software ID:** 19009920**Software Version:** 2019v5.0

Category	Amount	Net Investment Income	Adjusted Net Income	Disbursements for Charitable Purposes
INVESTMENT ADVISORY	38,347	38,347	0	0

TY 2019 Taxes Schedule**Name:** BYRON & ALICE LOCKWOOD FOUNDATION**EIN:** 91-0833426**Software ID:** 19009920**Software Version:** 2019v5.0

Category	Amount	Net Investment Income	Adjusted Net Income	Disbursements for Charitable Purposes
EXCISE TAXES	28,751			
PAYROLL TAXES	7,328	3,664		3,664
PROPERTY TAXES	4,378	4,378		