





For calendar year 2019, or tax year beginning 01-01-2019, and ending 12-31-2019

Name of foundation JHC Foundation		A Employer identification number 82-4058364	
% Foundation Source			
Number and street (or P O box number if mail is not delivered to street address) Foundation Source 501 Silverside Rd	Room/suite	B Telephone number (see instructions) (800) 839-1754	
City or town, state or province, country, and ZIP or foreign postal code Wilmington, DE 198091377		C If exemption application is pending, check here ▶ <input type="checkbox"/>	
G Check all that apply <input type="checkbox"/> Initial return <input type="checkbox"/> Final return <input type="checkbox"/> Address change <input type="checkbox"/> Initial return of a former public charity <input type="checkbox"/> Amended return <input type="checkbox"/> Name change		D 1. Foreign organizations, check here ▶ <input type="checkbox"/> 2 Foreign organizations meeting the 85% test, check here and attach computation ▶ <input type="checkbox"/>	
H Check type of organization <input checked="" type="checkbox"/> Section 501(c)(3) exempt private foundation <input type="checkbox"/> Section 4947(a)(1) nonexempt charitable trust <input type="checkbox"/> Other taxable private foundation		E If private foundation status was terminated under section 507(b)(1)(A), check here ▶ <input type="checkbox"/>	
I Fair market value of all assets at end of year (from Part II, col (c), line 16) ▶ \$ 122,007,875	J Accounting method <input checked="" type="checkbox"/> Cash <input type="checkbox"/> Accrual <input type="checkbox"/> Other (specify) _____ (Part I, column (d) must be on cash basis)	F If the foundation is in a 60-month termination under section 507(b)(1)(B), check here ▶ <input type="checkbox"/>	

Part I Analysis of Revenue and Expenses (The total of amounts in columns (b), (c), and (d) may not necessarily equal the amounts in column (a) (see instructions))		(a) Revenue and expenses per books	(b) Net investment income	(c) Adjusted net income	(d) Disbursements for charitable purposes (cash basis only)
Revenue	1 Contributions, gifts, grants, etc , received (attach schedule)	0			
	2 Check <input checked="" type="checkbox"/> if the foundation is not required to attach Sch B				
	3 Interest on savings and temporary cash investments	224,757	224,757		
	4 Dividends and interest from securities	2,101,136	2,030,988		
	5a Gross rents				
	b Net rental income or (loss) _____				
	6a Net gain or (loss) from sale of assets not on line 10	1,647,768			
	b Gross sales price for all assets on line 6a _____ 51,466,754				
	7 Capital gain net income (from Part IV, line 2)		1,647,768		
	8 Net short-term capital gain				
	9 Income modifications				
	10a Gross sales less returns and allowances _____				
Operating and Administrative Expenses	b Less Cost of goods sold				
	c Gross profit or (loss) (attach schedule)				
	11 Other income (attach schedule)				
	12 Total. Add lines 1 through 11	3,973,661	3,903,513		
	13 Compensation of officers, directors, trustees, etc	0			
	14 Other employee salaries and wages				
	15 Pension plans, employee benefits				
	16a Legal fees (attach schedule)				
	b Accounting fees (attach schedule)				
	c Other professional fees (attach schedule)	263,888	263,888		
	17 Interest				
	18 Taxes (attach schedule) (see instructions)	101,900	62,700		
	19 Depreciation (attach schedule) and depletion				
	20 Occupancy				
	21 Travel, conferences, and meetings				
	22 Printing and publications				
	23 Other expenses (attach schedule)	93,084	12,929		80,155
	24 Total operating and administrative expenses. Add lines 13 through 23	458,872	339,517		80,155
	25 Contributions, gifts, grants paid	3,382,000			3,382,000
	26 Total expenses and disbursements. Add lines 24 and 25	3,840,872	339,517		3,462,155
	27 Subtract line 26 from line 12				
	a Excess of revenue over expenses and disbursements	132,789			
	b Net investment income (if negative, enter -0-)		3,563,996		
c Adjusted net income (if negative, enter -0-)					

Part II Balance Sheets		Attached schedules and amounts in the description column should be for end-of-year amounts only (See instructions.)			
		Beginning of year (a) Book Value	End of year (b) Book Value (c) Fair Market Value		
Assets	1	Cash—non-interest-bearing			
	2	Savings and temporary cash investments	15,659,473	7,034,919	7,034,919
	3	Accounts receivable ▶ <u>2,373</u>			
		Less allowance for doubtful accounts ▶ _____	55,560	2,373	2,373
	4	Pledges receivable ▶ _____			
		Less allowance for doubtful accounts ▶ _____			
	5	Grants receivable			
	6	Receivables due from officers, directors, trustees, and other disqualified persons (attach schedule) (see instructions)			
	7	Other notes and loans receivable (attach schedule) ▶ _____			
		Less allowance for doubtful accounts ▶ _____			
	8	Inventories for sale or use			
	9	Prepaid expenses and deferred charges			
	10a	Investments—U S and state government obligations (attach schedule)	8,840,454 	7,889,487	8,136,033
	b	Investments—corporate stock (attach schedule)	66,006,571 	63,830,226	73,417,906
	c	Investments—corporate bonds (attach schedule)	3,450,902 	9,210,545	10,751,178
	11	Investments—land, buildings, and equipment basis ▶ _____			
	Less accumulated depreciation (attach schedule) ▶ _____				
12	Investments—mortgage loans				
13	Investments—other (attach schedule)	16,000,000 	22,178,199	22,665,466	
14	Land, buildings, and equipment basis ▶ _____				
	Less accumulated depreciation (attach schedule) ▶ _____				
15	Other assets (describe ▶ _____)				
16	Total assets (to be completed by all filers—see the instructions Also, see page 1, item I)	110,012,960	110,145,749	122,007,875	
Liabilities	17	Accounts payable and accrued expenses			
	18	Grants payable			
	19	Deferred revenue			
	20	Loans from officers, directors, trustees, and other disqualified persons			
	21	Mortgages and other notes payable (attach schedule).			
	22	Other liabilities (describe ▶ _____)			
	23	Total liabilities (add lines 17 through 22)	0	0	
Net Assets or Fund Balances	Foundations that follow FASB ASC 958, check here ▶ <input type="checkbox"/> and complete lines 24, 25, 29 and 30.				
	24	Net assets without donor restrictions			
	25	Net assets with donor restrictions			
	Foundations that do not follow FASB ASC 958, check here ▶ <input checked="" type="checkbox"/> and complete lines 26 through 30.				
	26	Capital stock, trust principal, or current funds			
	27	Paid-in or capital surplus, or land, bldg , and equipment fund			
	28	Retained earnings, accumulated income, endowment, or other funds	110,012,960	110,145,749	
	29	Total net assets or fund balances (see instructions)	110,012,960	110,145,749	
	30	Total liabilities and net assets/fund balances (see instructions) .	110,012,960	110,145,749	

Part III Analysis of Changes in Net Assets or Fund Balances			
1	Total net assets or fund balances at beginning of year—Part II, column (a), line 29 (must agree with end-of-year figure reported on prior year's return)	1	110,012,960
2	Enter amount from Part I, line 27a	2	132,789
3	Other increases not included in line 2 (itemize) ▶ _____	3	
4	Add lines 1, 2, and 3	4	110,145,749
5	Decreases not included in line 2 (itemize) ▶ _____	5	
6	Total net assets or fund balances at end of year (line 4 minus line 5)—Part II, column (b), line 29 .	6	110,145,749

Part IV Capital Gains and Losses for Tax on Investment Income

(a) List and describe the kind(s) of property sold (e g , real estate, 2-story brick warehouse, or common stock, 200 shs MLC Co)	(b) How acquired P—Purchase D—Donation	(c) Date acquired (mo , day, yr)	(d) Date sold (mo , day, yr)
1 a Publicly-traded Securities			
b			
c			
d			
e			

(e) Gross sales price	(f) Depreciation allowed (or allowable)	(g) Cost or other basis plus expense of sale	(h) Gain or (loss) (e) plus (f) minus (g)
a 51,466,754		49,818,986	1,647,768
b			
c			
d			
e			

Complete only for assets showing gain in column (h) and owned by the foundation on 12/31/69			(l) Gains (Col (h) gain minus col (k), but not less than -0-) or Losses (from col (h))
(i) F M V as of 12/31/69	(j) Adjusted basis as of 12/31/69	(k) Excess of col (i) over col (j), if any	
a			1,647,768
b			
c			
d			
e			

2 Capital gain net income or (net capital loss) <div style="float: right; font-size: small;"> { If gain, also enter in Part I, line 7 If (loss), enter -0- in Part I, line 7 </div>	2	1,647,768
3 Net short-term capital gain or (loss) as defined in sections 1222(5) and (6) If gain, also enter in Part I, line 8, column (c) (see instructions) If (loss), enter -0- in Part I, line 8	3	

Part V Qualification Under Section 4940(e) for Reduced Tax on Net Investment Income

(For optional use by domestic private foundations subject to the section 4940(a) tax on net investment income)

If section 4940(d)(2) applies, leave this part blank

Was the foundation liable for the section 4942 tax on the distributable amount of any year in the base period?



Yes



No

If "Yes," the foundation does not qualify under section 4940(e) Do not complete this part

1 Enter the appropriate amount in each column for each year, see instructions before making any entries

(a) Base period years Calendar year (or tax year beginning in)	(b) Adjusted qualifying distributions	(c) Net value of noncharitable-use assets	(d) Distribution ratio (col (b) divided by col (c))
2018	60,611	107,967,513	0 000561
2017	0	0	0 0
2016	0	0	0 0
2015	0	0	0 0
2014	0	0	0 0

2 Total of line 1, column (d)	2	0 000561
3 Average distribution ratio for the 5-year base period—divide the total on line 2 by 5 0, or by the number of years the foundation has been in existence if less than 5 years	3	0 000561
4 Enter the net value of noncharitable-use assets for 2019 from Part X, line 5	4	118,981,903
5 Multiply line 4 by line 3	5	66,749
6 Enter 1% of net investment income (1% of Part I, line 27b)	6	35,640
7 Add lines 5 and 6	7	102,389
8 Enter qualifying distributions from Part XII, line 4	8	3,462,155

If line 8 is equal to or greater than line 7, check the box in Part VI, line 1b, and complete that part using a 1% tax rate See the Part VI instructions

Part VI Excise Tax Based on Investment Income (Section 4940(a), 4940(b), 4940(e), or 4948—see instructions)

1a	Exempt operating foundations described in section 4940(d)(2), check here <input type="checkbox"/> and enter "N/A" on line 1 Date of ruling or determination letter _____ (attach copy of letter if necessary—see instructions)		
b	Domestic foundations that meet the section 4940(e) requirements in Part V, check here <input checked="" type="checkbox"/> and enter 1% of Part I, line 27b	1	35,640
c	All other domestic foundations enter 2% of line 27b. Exempt foreign organizations enter 4% of Part I, line 12, col (b)		
2	Tax under section 511 (domestic section 4947(a)(1) trusts and taxable foundations only. Others enter -0-)	2	
3	Add lines 1 and 2.	3	35,640
4	Subtitle A (income) tax (domestic section 4947(a)(1) trusts and taxable foundations only. Others enter -0-)	4	
5	Tax based on investment income. Subtract line 4 from line 3. If zero or less, enter -0-	5	35,640
6	Credits/Payments		
a	2019 estimated tax payments and 2018 overpayment credited to 2019	6a	128,388
b	Exempt foreign organizations—tax withheld at source	6b	
c	Tax paid with application for extension of time to file (Form 8868)	6c	
d	Backup withholding erroneously withheld	6d	
7	Total credits and payments. Add lines 6a through 6d.	7	128,388
8	Enter any penalty for underpayment of estimated tax. Check here <input checked="" type="checkbox"/> if Form 2220 is attached	8	
9	Tax due. If the total of lines 5 and 8 is more than line 7, enter amount owed ▶	9	
10	Overpayment. If line 7 is more than the total of lines 5 and 8, enter the amount overpaid ▶	10	92,748
11	Enter the amount of line 10 to be Credited to 2020 estimated tax ▶ 35,700 Refunded ▶	11	57,048

Part VII-A Statements Regarding Activities

	Yes	No
1a During the tax year, did the foundation attempt to influence any national, state, or local legislation or did it participate or intervene in any political campaign?	1a	No
b Did it spend more than \$100 during the year (either directly or indirectly) for political purposes? (see Instructions for definition). <i>If the answer is "Yes" to 1a or 1b, attach a detailed description of the activities and copies of any materials published or distributed by the foundation in connection with the activities</i>	1b	No
c Did the foundation file Form 1120-POL for this year?	1c	No
d Enter the amount (if any) of tax on political expenditures (section 4955) imposed during the year (1) On the foundation ▶ \$ _____ (2) On foundation managers ▶ \$ _____		
e Enter the reimbursement (if any) paid by the foundation during the year for political expenditure tax imposed on foundation managers ▶ \$ _____		
2 Has the foundation engaged in any activities that have not previously been reported to the IRS? <i>If "Yes," attach a detailed description of the activities</i>	2	No
3 Has the foundation made any changes, not previously reported to the IRS, in its governing instrument, articles of incorporation, or bylaws, or other similar instruments? <i>If "Yes," attach a conformed copy of the changes</i>	3	No
4a Did the foundation have unrelated business gross income of \$1,000 or more during the year?	4a	No
b If "Yes," has it filed a tax return on Form 990-T for this year?	4b	
5 Was there a liquidation, termination, dissolution, or substantial contraction during the year? <i>If "Yes," attach the statement required by General Instruction T</i>	5	No
6 Are the requirements of section 508(e) (relating to sections 4941 through 4945) satisfied either • By language in the governing instrument, or • By state legislation that effectively amends the governing instrument so that no mandatory directions that conflict with the state law remain in the governing instrument?	6	Yes
7 Did the foundation have at least \$5,000 in assets at any time during the year? <i>If "Yes," complete Part II, col (c), and Part XV</i>	7	Yes
8a Enter the states to which the foundation reports or with which it is registered (see instructions) ▶ DE _____		
b If the answer is "Yes" to line 7, has the foundation furnished a copy of Form 990-PF to the Attorney General (or designate) of each state as required by General Instruction G? <i>If "No," attach explanation</i> .	8b	Yes
9 Is the foundation claiming status as a private operating foundation within the meaning of section 4942(j)(3) or 4942(j)(5) for calendar year 2019 or the taxable year beginning in 2019? See the instructions for Part XIV. <i>If "Yes," complete Part XIV</i>	9	No
10 Did any persons become substantial contributors during the tax year? <i>If "Yes," attach a schedule listing their names and addresses</i>	10	No

Part VII-A Statements Regarding Activities (continued)

11	At any time during the year, did the foundation, directly or indirectly, own a controlled entity within the meaning of section 512(b)(13)? If "Yes," attach schedule. See instructions.	11		No
12	Did the foundation make a distribution to a donor advised fund over which the foundation or a disqualified person had advisory privileges? If "Yes," attach statement. See instructions.	12		No
13	Did the foundation comply with the public inspection requirements for its annual returns and exemption application? Website address ► _____	13	Yes	
14	The books are in care of ► Foundation Source _____ Telephone no ► (800) 839-1754			

Located at ► 501 Silverside Road Suite 123 Wilmington DE ZIP+4 ► 198091377

15	Section 4947(a)(1) nonexempt charitable trusts filing Form 990-PF in lieu of Form 1041 —check here	<input type="checkbox"/>		
	and enter the amount of tax-exempt interest received or accrued during the year	15		
16	At any time during calendar year 2019, did the foundation have an interest in or a signature or other authority over a bank, securities, or other financial account in a foreign country?	16	Yes	No
	See the instructions for exceptions and filing requirements for FinCEN Form 114. If "Yes", enter the name of the foreign country ► _____			

Part VII-B Statements Regarding Activities for Which Form 4720 May Be Required

File Form 4720 if any item is checked in the "Yes" column, unless an exception applies.

		Yes	No
1a	During the year did the foundation (either directly or indirectly)		
	(1) Engage in the sale or exchange, or leasing of property with a disqualified person? <input type="checkbox"/> Yes <input checked="" type="checkbox"/> No		
	(2) Borrow money from, lend money to, or otherwise extend credit to (or accept it from) a disqualified person? <input type="checkbox"/> Yes <input checked="" type="checkbox"/> No		
	(3) Furnish goods, services, or facilities to (or accept them from) a disqualified person? <input type="checkbox"/> Yes <input checked="" type="checkbox"/> No		
	(4) Pay compensation to, or pay or reimburse the expenses of, a disqualified person? <input type="checkbox"/> Yes <input checked="" type="checkbox"/> No		
	(5) Transfer any income or assets to a disqualified person (or make any of either available for the benefit or use of a disqualified person)? <input type="checkbox"/> Yes <input checked="" type="checkbox"/> No		
	(6) Agree to pay money or property to a government official? (Exception. Check "No" if the foundation agreed to make a grant to or to employ the official for a period after termination of government service, if terminating within 90 days). <input type="checkbox"/> Yes <input checked="" type="checkbox"/> No		
b	If any answer is "Yes" to 1a(1)–(6), did any of the acts fail to qualify under the exceptions described in Regulations section 53.4941(d)-3 or in a current notice regarding disaster assistance? See instructions. <input type="checkbox"/>	1b	
c	Did the foundation engage in a prior year in any of the acts described in 1a, other than excepted acts, that were not corrected before the first day of the tax year beginning in 2019? <input type="checkbox"/>	1c	No
2	Taxes on failure to distribute income (section 4942) (does not apply for years the foundation was a private operating foundation defined in section 4942(j)(3) or 4942(j)(5))		
a	At the end of tax year 2019, did the foundation have any undistributed income (lines 6d and 6e, Part XIII) for tax year(s) beginning before 2019? <input type="checkbox"/> Yes <input checked="" type="checkbox"/> No If "Yes," list the years ► 20____, 20____, 20____, 20____		
b	Are there any years listed in 2a for which the foundation is not applying the provisions of section 4942(a)(2) (relating to incorrect valuation of assets) to the year's undistributed income? (If applying section 4942(a)(2) to all years listed, answer "No" and attach statement—see instructions). <input type="checkbox"/>	2b	
c	If the provisions of section 4942(a)(2) are being applied to any of the years listed in 2a, list the years here ► 20____, 20____, 20____, 20____		
3a	Did the foundation hold more than a 2% direct or indirect interest in any business enterprise at any time during the year? <input type="checkbox"/> Yes <input checked="" type="checkbox"/> No		
b	If "Yes," did it have excess business holdings in 2019 as a result of (1) any purchase by the foundation or disqualified persons after May 26, 1969, (2) the lapse of the 5-year period (or longer period approved by the Commissioner under section 4943(c)(7)) to dispose of holdings acquired by gift or bequest, or (3) the lapse of the 10-, 15-, or 20-year first phase holding period? (Use Schedule C, Form 4720, to determine if the foundation had excess business holdings in 2019). <input type="checkbox"/>	3b	
4a	Did the foundation invest during the year any amount in a manner that would jeopardize its charitable purposes?	4a	No
b	Did the foundation make any investment in a prior year (but after December 31, 1969) that could jeopardize its charitable purpose that had not been removed from jeopardy before the first day of the tax year beginning in 2019?	4b	No

Part VII-B Statements Regarding Activities for Which Form 4720 May Be Required (continued)

5a	During the year did the foundation pay or incur any amount to		Yes	No
(1)	Carry on propaganda, or otherwise attempt to influence legislation (section 4945(e))?	<input type="checkbox"/> Yes <input checked="" type="checkbox"/> No		
(2)	Influence the outcome of any specific public election (see section 4955), or to carry on, directly or indirectly, any voter registration drive?	<input type="checkbox"/> Yes <input checked="" type="checkbox"/> No		
(3)	Provide a grant to an individual for travel, study, or other similar purposes?	<input type="checkbox"/> Yes <input checked="" type="checkbox"/> No		
(4)	Provide a grant to an organization other than a charitable, etc., organization described in section 4945(d)(4)(A)? See instructions.	<input type="checkbox"/> Yes <input checked="" type="checkbox"/> No		
(5)	Provide for any purpose other than religious, charitable, scientific, literary, or educational purposes, or for the prevention of cruelty to children or animals?	<input type="checkbox"/> Yes <input checked="" type="checkbox"/> No		
b	If any answer is "Yes" to 5a(1)–(5), did any of the transactions fail to qualify under the exceptions described in Regulations section 53.4945 or in a current notice regarding disaster assistance? See instructions.		5b	
	Organizations relying on a current notice regarding disaster assistance check here.	<input type="checkbox"/>		
c	If the answer is "Yes" to question 5a(4), does the foundation claim exemption from the tax because it maintained expenditure responsibility for the grant? If "Yes," attach the statement required by Regulations section 53.4945–5(d)	<input type="checkbox"/> Yes <input type="checkbox"/> No		
6a	Did the foundation, during the year, receive any funds, directly or indirectly, to pay premiums on a personal benefit contract?	<input type="checkbox"/> Yes <input checked="" type="checkbox"/> No	6b	No
b	Did the foundation, during the year, pay premiums, directly or indirectly, on a personal benefit contract? If "Yes" to 6b, file Form 8870			
7a	At any time during the tax year, was the foundation a party to a prohibited tax shelter transaction?	<input type="checkbox"/> Yes <input checked="" type="checkbox"/> No	7b	
b	If "Yes", did the foundation receive any proceeds or have any net income attributable to the transaction?			
8	Is the foundation subject to the section 4960 tax on payment(s) of more than \$1,000,000 in remuneration or excess parachute payment during the year?	<input type="checkbox"/> Yes <input checked="" type="checkbox"/> No		

Part VIII Information About Officers, Directors, Trustees, Foundation Managers, Highly Paid Employees, and Contractors

1 List all officers, directors, trustees, foundation managers and their compensation. See instructions				
(a) Name and address	(b) Title, and average hours per week devoted to position	(c) Compensation (If not paid, enter -0-)	(d) Contributions to employee benefit plans and deferred compensation	(e) Expense account, other allowances
Kate Mininger Foundation Source 501 Silverside Rd Wilmington, DE 198091377	Dir, Sec 1 0	0	0	0
Susan Rupp Foundation Source 501 Silverside Rd Wilmington, DE 198091377	Dir, VP 10 0	0	0	0
Elizabeth Warehime Foundation Source 501 Silverside Rd Wilmington, DE 198091377	Dir, Treas 1 0	0	0	0
Patricia Warehime Foundation Source 501 Silverside Rd Wilmington, DE 198091377	Dir, Pres 10 0	0	0	0
2 Compensation of five highest-paid employees (other than those included on line 1—see instructions). If none, enter "NONE."				
(a) Name and address of each employee paid more than \$50,000	(b) Title, and average hours per week devoted to position	(c) Compensation	(d) Contributions to employee benefit plans and deferred compensation	(e) Expense account, other allowances
Total number of other employees paid over \$50,000.				

Part VIII Information About Officers, Directors, Trustees, Foundation Managers, Highly Paid Employees, and Contractors (continued)
3 Five highest-paid independent contractors for professional services (see instructions). If none, enter "NONE".

(a) Name and address of each person paid more than \$50,000	(b) Type of service	(c) Compensation
UBS Financial Services 500 East Pratt Street 11th Floor BALTIMORE, MD 21202	Investment Mgmt	263,888
Foundation Source 55 Walls Drive 3rd floor Fairfield, CT 06824	Administrative	80,000
Total number of others receiving over \$50,000 for professional services. ▶		

Part IX-A Summary of Direct Charitable Activities

List the foundation's four largest direct charitable activities during the tax year. Include relevant statistical information such as the number of organizations and other beneficiaries served, conferences convened, research papers produced, etc.

	Expenses
1	
2	
3	
4	

Part IX-B Summary of Program-Related Investments (see instructions)

Describe the two largest program-related investments made by the foundation during the tax year on lines 1 and 2	Amount
1	
2	
All other program-related investments. See instructions	
3	
Total. Add lines 1 through 3 ▶	

Part X Minimum Investment Return (All domestic foundations must complete this part. Foreign foundations, see instructions.)

1	Fair market value of assets not used (or held for use) directly in carrying out charitable, etc., purposes		
a	Average monthly fair market value of securities.	1a	89,093,802
b	Average of monthly cash balances.	1b	11,072,093
c	Fair market value of all other assets (see instructions).	1c	20,627,915
d	Total (add lines 1a, b, and c).	1d	120,793,810
e	Reduction claimed for blockage or other factors reported on lines 1a and 1c (attach detailed explanation).	1e	
2	Acquisition indebtedness applicable to line 1 assets.	2	0
3	Subtract line 2 from line 1d.	3	120,793,810
4	Cash deemed held for charitable activities. Enter 1 1/2% of line 3 (for greater amount, see instructions).	4	1,811,907
5	Net value of noncharitable-use assets. Subtract line 4 from line 3. Enter here and on Part V, line 4	5	118,981,903
6	Minimum investment return. Enter 5% of line 5.	6	5,949,095

Part XI Distributable Amount (see instructions) (Section 4942(j)(3) and (j)(5) private operating foundations and certain foreign organizations check here ☐ and do not complete this part.)

1	Minimum investment return from Part X, line 6.	1	5,949,095
2a	Tax on investment income for 2019 from Part VI, line 5.	2a	35,640
b	Income tax for 2019 (This does not include the tax from Part VI).	2b	
c	Add lines 2a and 2b.	2c	35,640
3	Distributable amount before adjustments. Subtract line 2c from line 1.	3	5,913,455
4	Recoveries of amounts treated as qualifying distributions.	4	
5	Add lines 3 and 4.	5	5,913,455
6	Deduction from distributable amount (see instructions).	6	
7	Distributable amount as adjusted. Subtract line 6 from line 5. Enter here and on Part XIII, line 1.	7	5,913,455

Part XII Qualifying Distributions (see instructions)

1	Amounts paid (including administrative expenses) to accomplish charitable, etc., purposes		
a	Expenses, contributions, gifts, etc.—total from Part I, column (d), line 26.	1a	3,462,155
b	Program-related investments—total from Part IX-B.	1b	0
2	Amounts paid to acquire assets used (or held for use) directly in carrying out charitable, etc., purposes.	2	0
3	Amounts set aside for specific charitable projects that satisfy the		
a	Suitability test (prior IRS approval required).	3a	0
b	Cash distribution test (attach the required schedule).	3b	0
4	Qualifying distributions. Add lines 1a through 3b. Enter here and on Part V, line 8, and Part XIII, line 4	4	3,462,155
5	Foundations that qualify under section 4940(e) for the reduced rate of tax on net investment income. Enter 1% of Part I, line 27b. See instructions.	5	35,640
6	Adjusted qualifying distributions. Subtract line 5 from line 4.	6	3,426,515

Note: The amount on line 6 will be used in Part V, column (b), in subsequent years when calculating whether the foundation qualifies for the section 4940(e) reduction of tax in those years.

Part XIII Undistributed Income (see instructions)

	(a) Corpus	(b) Years prior to 2018	(c) 2018	(d) 2019
1 Distributable amount for 2019 from Part XI, line 7				5,913,455
2 Undistributed income, if any, as of the end of 2019				
a Enter amount for 2018 only.			3,393,812	
b Total for prior years 2017, 2016, 2015				
3 Excess distributions carryover, if any, to 2019				
a From 2014.				
b From 2015.				
c From 2016.				
d From 2017.				
e From 2018.				
f Total of lines 3a through e.				
4 Qualifying distributions for 2019 from Part XII, line 4 ▶ \$ 3,462,155				
a Applied to 2018, but not more than line 2a			3,393,812	
b Applied to undistributed income of prior years (Election required—see instructions).				
c Treated as distributions out of corpus (Election required—see instructions).				
d Applied to 2019 distributable amount.				68,343
e Remaining amount distributed out of corpus	0			
5 Excess distributions carryover applied to 2019 (If an amount appears in column (d), the same amount must be shown in column (a))				
6 Enter the net total of each column as indicated below:				
a Corpus Add lines 3f, 4c, and 4e Subtract line 5	0			
b Prior years' undistributed income Subtract line 4b from line 2b				
c Enter the amount of prior years' undistributed income for which a notice of deficiency has been issued, or on which the section 4942(a) tax has been previously assessed.				
d Subtract line 6c from line 6b Taxable amount—see instructions				
e Undistributed income for 2018 Subtract line 4a from line 2a Taxable amount—see instructions				
f Undistributed income for 2019 Subtract lines 4d and 5 from line 1 This amount must be distributed in 2020				5,845,112
7 Amounts treated as distributions out of corpus to satisfy requirements imposed by section 170(b)(1)(F) or 4942(g)(3) (Election may be required - see instructions).				
8 Excess distributions carryover from 2014 not applied on line 5 or line 7 (see instructions).				
9 Excess distributions carryover to 2020. Subtract lines 7 and 8 from line 6a	0			
10 Analysis of line 9				
a Excess from 2015.				
b Excess from 2016.				
c Excess from 2017.				
d Excess from 2018.				
e Excess from 2019.	0			

Part XIV Private Operating Foundations (see instructions and Part VII-A, question 9)

1a If the foundation has received a ruling or determination letter that it is a private operating foundation, and the ruling is effective for 2019, enter the date of the ruling. ▶					
b Check box to indicate whether the organization is a private operating foundation described in section <input type="checkbox"/> 4942(j)(3) or <input type="checkbox"/> 4942(j)(5)					
2a Enter the lesser of the adjusted net income from Part I or the minimum investment return from Part X for each year listed	Tax year	Prior 3 years			(e) Total
	(a) 2019	(b) 2018	(c) 2017	(d) 2016	
b 85% of line 2a					
c Qualifying distributions from Part XII, line 4 for each year listed					
d Amounts included in line 2c not used directly for active conduct of exempt activities					
e Qualifying distributions made directly for active conduct of exempt activities. Subtract line 2d from line 2c					
3 Complete 3a, b, or c for the alternative test relied upon					
a "Assets" alternative test—enter					
(1) Value of all assets					
(2) Value of assets qualifying under section 4942(j)(3)(B)(i)					
b "Endowment" alternative test— enter 2/3 of minimum investment return shown in Part X, line 6 for each year listed. . .					
c "Support" alternative test—enter					
(1) Total support other than gross investment income (interest, dividends, rents, payments on securities loans (section 512(a)(5)), or royalties)					
(2) Support from general public and 5 or more exempt organizations as provided in section 4942(j)(3)(B)(iii). . . .					
(3) Largest amount of support from an exempt organization					
(4) Gross investment income					

Part XV Supplementary Information (Complete this part only if the foundation had \$5,000 or more in assets at any time during the year—see instructions.)

1 Information Regarding Foundation Managers:	
a List any managers of the foundation who have contributed more than 2% of the total contributions received by the foundation before the close of any tax year (but only if they have contributed more than \$5,000) (See section 507(d)(2)) KATE MININGER	
b List any managers of the foundation who own 10% or more of the stock of a corporation (or an equally large portion of the ownership of a partnership or other entity) of which the foundation has a 10% or greater interest	
2 Information Regarding Contribution, Grant, Gift, Loan, Scholarship, etc., Programs:	
Check here <input checked="" type="checkbox"/> if the foundation only makes contributions to preselected charitable organizations and does not accept unsolicited requests for funds. If the foundation makes gifts, grants, etc. to individuals or organizations under other conditions, complete items 2a, b, c, and d. See instructions.	
a The name, address, and telephone number or email address of the person to whom applications should be addressed	
b The form in which applications should be submitted and information and materials they should include	
c Any submission deadlines	
d Any restrictions or limitations on awards, such as by geographical areas, charitable fields, kinds of institutions, or other factors	

Part XV **Supplementary Information** (continued)**3 Grants and Contributions Paid During the Year or Approved for Future Payment**

Recipient Name and address (home or business)	If recipient is an individual, show any relationship to any foundation manager or substantial contributor	Foundation status of recipient	Purpose of grant or contribution	Amount
a <i>Paid during the year</i> See Additional Data Table				
Total			▶ 3a	3,382,000
b <i>Approved for future payment</i>				
Total			▶ 3b	

Enter gross amounts unless otherwise indicated

Unrelated business income		Excluded by section 512, 513, or 514		(e) Related or exempt function income (See instructions)
(a) Business code	(b) Amount	(c) Exclusion code	(d) Amount	
Enter gross amounts unless otherwise indicated				
1 Program service revenue				
a _____				
b _____				
c _____				
d _____				
e _____				
f _____				
g Fees and contracts from government agencies				
2 Membership dues and assessments. . . .				
3 Interest on savings and temporary cash investments		14	224,757	
4 Dividends and interest from securities. . . .		14	2,101,136	
5 Net rental income or (loss) from real estate				
a Debt-financed property.				
b Not debt-financed property.				
6 Net rental income or (loss) from personal property				
7 Other investment income.				
8 Gain or (loss) from sales of assets other than inventory		18	1,647,768	
9 Net income or (loss) from special events				
10 Gross profit or (loss) from sales of inventory				
11 Other revenue a _____				
b _____				
c _____				
d _____				
e _____				
12 Subtotal Add columns (b), (d), and (e). .			3,973,661	
13 Total. Add line 12, columns (b), (d), and (e).				3,973,661

Part XVI-B Relationship of Activities to the Accomplishment of Exempt Purposes

[illegible]

Information Regarding Transfers To and Transactions and Relationships With Noncharitable Exempt Organizations

	Yes	No
--	-----	----

--	--	--

1a(1)	No
--------------	-----------

1a(2)	No
--------------	-----------

--	--	--

1b(1)	No
--------------	-----------

1b(2)		No
--------------	--	-----------

1b(3)		No
--------------	--	-----------

1b(4)		No
--------------	--	-----------

1b(5)		No
--------------	--	-----------

1b(6)		No
--------------	--	-----------

1c		No
-----------	--	-----------

value
ue

[illegible]

described in section 501(c) (other than section 501(c)(3)) or in section 527? ☐ Yes ☒ No

(a) Name of organization	(b) Type of organization	(c) Description of relationship

Under penalties of perjury, I declare that I have examined this return, including accompanying schedules and statements, and to the best of my knowledge and belief, it is true, correct, and complete. Declaration of preparer (other than taxpayer) is based on all information of which preparer has any knowledge.

**Sign
Here**

2020-08-28

May the IRS discuss this return with the preparer shown below

(see instr) ☒ Yes ☐ No

Signature of officer or trustee

Date _____

Title

**Paid
Preparer
Use Only**

Print/Type preparer's name

Preparer's Signature

Date _____

Check if self-

PTIN

P01345770

Firm's name ▶	Foundation Source
1. Alibaba Group	Alibaba Group
2. Ant Group	Ant Group
3. Baidu	Baidu
4. ByteDance	ByteDance
5. JD.com	JD.com
6. Meituan	Meituan
7. NetEase	NetEase
8. Qihoo 360	Qihoo 360
9. Sina	Sina
10. Tencent	Tencent
11. Wang	Wang
12. WuXi Biotech	WuXi Biotech
13. Xiaomi	Xiaomi
14. Yi	Yi
15. Zhang	Zhang
16. Zhang	Zhang
17. Zhang	Zhang
18. Zhang	Zhang
19. Zhang	Zhang
20. Zhang	Zhang

Firm's EIN ►

Firm's address ► One Hollow Ln Ste 212

Phone no (800) 839-1754

Lake Success, NY 11042

Form 990PF Part XV Line 3 - Grants and Contributions Paid During the Year or Approved for Future Payment				
Recipient	If recipient is an individual, show any relationship to any foundation manager or substantial contributor	Foundation status of recipient	Purpose of grant or contribution	Amount
Name and address (home or business)				
a <i>Paid during the year</i>				
DELONE CATHOLIC HIGH SCHOOL 140 S OXFORD AVE MCSHERRYSTOWN, PA 17344	N/A	PC	General & Unrestricted	500,000
DIOCESE OF HARRISBURG 201 ADELE AVE MANHEIM, PA 17545	N/A	PC	Saint Teresa of Calcutta Catholic School in McSherrytown, PA	300,000
HANOVER PUBLIC LIBRARY ASSOCIATION INC 2 LIBRARY PL HANOVER, PA 17331	N/A	PC	General & Unrestricted	272,000
Total ▶ 3a				3,382,000

Form 990PF Part XV Line 3 - Grants and Contributions Paid During the Year or Approved for Future Payment				
Recipient	If recipient is an individual, show any relationship to any foundation manager or substantial contributor	Foundation status of recipient	Purpose of grant or contribution	Amount
Name and address (home or business)				
a <i>Paid during the year</i>				
HOPE PARTNERSHIP FOR EDUCATION 2601 N 11TH ST PHILADELPHIA, PA 19133	N/A	PC	General & Unrestricted	300,000
NORTHEASTERN PENNSYLVANIA EDUCATIONAL TELEVISION A 100 WVIA WAY PITTSTON, PA 18640	N/A	PC	General & Unrestricted	10,000
PENNSYLVANIA STATE UNIVERSITY 105 OLD MAIN UNIVERSITY PARK, PA 16802	N/A	GOV	General & Unrestricted	400,000
Total ▶ 3a				3,382,000

Form 990PF Part XV Line 3 - Grants and Contributions Paid During the Year or Approved for Future Payment				
Recipient	If recipient is an individual, show any relationship to any foundation manager or substantial contributor	Foundation status of recipient	Purpose of grant or contribution	Amount
Name and address (home or business)				
a <i>Paid during the year</i>				
RODALE INSTITUTE 611 SIEGFRIEDALE RD KUTZTOWN, PA 19530	N/A	PC	General & Unrestricted	500,000
WASHINGTON COLLEGE 300 WASHINGTON AVE CHESTERTOWN, MD 21620	N/A	PC	The Warehime Fund for Student Excellence in Business	1,000,000
YOUNG WOMENS CHRISTIAN ASSOCIATION 23 W CHESTNUT ST HANOVER, PA 17331	N/A	PC	General & Unrestricted	100,000
Total ▶ 3a				3,382,000

Note: To capture the full content of this document, please select landscape mode (11" x 8.5") when printing.

TY 2019 Depreciation Schedule

Name: JHC Foundation

EIN: 82-4058364

TY 2019 Investments Corporate Bonds Schedule

Name: JHC Foundation

EIN: 82-4058364

Investments Corporate Bonds Schedule

Name of Bond	End of Year Book Value	End of Year Fair Market Value
ABBVIE INC - 2.900% - 11/06/20	131,205	137,784
ANTHEM INC NOTE - 3.650% - 12/	129,782	142,367
APPLE INC - 2.850% - 02/23/202	260,495	272,106
AT&T INC - 4.125% - 02/17/2026	131,659	146,332
BANK OF AMERICA - 4.000% - 04/	195,723	208,712
BANK OF NEW YORK MELLON - 2.95	195,836	205,402
CITIGROUP INC - 3.200% - 10/21	194,317	217,894
COMCAST CORP - 3.150% - 03/01/	195,775	214,922
CVS HEALTH CORP NOTE - 4.100%	128,790	139,333
DEERE JOHN CAP CORP - 3.650% -	196,496	206,661
ENBRIDGE INC - 2.900% - 07/15/	63,044	66,220
GOLDMAN SACHS GROUP INC - 3.62	128,359	135,399
HOME DEPOT INC - 2.800% - 09/1	193,918	213,249
JPMORGAN CHASE &CO NOTE - 2.95	193,516	216,426
LOCKHEED MARTIN CORP - 3.350%	133,346	133,306
MEDTRONIC INC - 3.150% - 03/15	64,829	66,826
MICROSOFT CORP - 2.700% - 02/1	260,808	279,061
MORGAN STANLEY FIN LLC - 0.000	4,000,001	5,246,001
MORGAN STANLEY MTN - 2.750% -	131,086	137,493
NEXTERA ENERGY - 2.900% - 04/0	132,019	132,679

Investments Corporate Bonds Schedule

Name of Bond	End of Year Book Value	End of Year Fair Market Value
NOVARTIS CAPITAL CORP - 2.400%	195,494	203,226
NSTAR ELEC CO - 2.375% - 10/15	193,802	201,882
PEPSICO INC - 3.000% - 10/15/2	187,116	206,718
PNC FINL SVCS - 3.500% - 01/23	131,936	131,650
SCHLUMBERGER - 3.650% - 12/01/	131,327	137,484
SHELL INTERNATIONAL - 3.250% -	149,006	147,930
SIMON PPTY GROUP LP - 2.000% -	135,005	134,353
TORONTO DOMINION BANK - 2.125%	195,258	200,714
TOTAL CAPITAL - 3.455% - 02/19	119,869	129,580
UNITED HEALTH GP - 3.350% - 07	200,060	207,164
VERIZON COMMUNICATIONS INC - 5	127,483	133,032
WASTE MGMT INC - 2.950% - 06/1	67,773	67,106
WESTPAC BANK - 2.000% - 08/19/	192,944	200,260
XCEL ENERGY INC - 4.000% - 06/	122,468	131,906

TY 2019 Investments Corporate Stock Schedule

Name: JHC Foundation
EIN: 82-4058364

Investments Corporation Stock Schedule

Name of Stock	End of Year Book Value	End of Year Fair Market Value
A P MOLLAR MAERSK A	51,627	54,837
ABBOTT LABS	117,308	145,230
ABERDEEN EMERGING MARKETS INST	3,109,909	3,539,995
ACCENTURE PLC	476,765	663,506
ACUSHNET HOLDINGS CORP	60,244	83,298
ADECCO S.A. UNSP/ADR	34,901	39,044
ADOBE SYSTEMS, INC	330,890	446,893
ADVANCE AUTO PARTS INC	134,229	131,812
AGCO CP	187,987	233,759
AGREE REALTY CORP	26,021	33,120
AIRPORTS OF THAILAND PUBLIC CO	200,860	223,454
AKAMAI TECH COM STK	82,311	110,566
AKZO NOBEL NV-ADR	42,393	43,039
ALASKA AIR GROUP INC	71,896	75,745
ALBANY INTERNATIONAL CORP	26,370	28,090
ALCON INC	172,030	169,597
ALEXANDRIA REAL ESTATE EQUITIE	79,507	86,284
ALLEGION PLC	112,904	150,569
ALLERGAN PLC	70,818	79,718
ALLETE INC	50,448	52,923
ALLIANT CORP	58,673	74,310
ALPHABET INC CL A	685,329	846,494
AMAZON COM	910,887	994,138
AMDOCS LIMITED	36,620	43,458
AMERICAN ELECTRIC POWER INC	134,666	139,969
AMERICAN TOWER REIT INC	305,160	433,900
AMERICAN WATER WORKS COMPANY I	76,288	105,774
AMERIPRISE FINANCIAL INC	259,254	346,820
ANALOG DEVICES INC	108,800	109,452
AON PLC	230,921	305,978

Investments Corporation Stock Schedule

Name of Stock	End of Year Book Value	End of Year Fair Market Value
APTIV PLC	219,944	293,172
ARISTA NETWORKS	108,997	99,666
ASHMORE EMERGING MARKETS	3,240,858	3,255,479
ASML HOLDING NV NY REG SHS	50,566	95,589
ASPEN TECHNOLOGY, INC	82,958	109,079
ASSURED GUARANTY LTD	75,038	90,932
ATOS SE UNSPONS ADR	72,514	74,783
AUTODESK, INC	120,024	154,290
AUTOLIV INC	96,219	107,032
AVERY DENNISON CORP	43,478	60,700
AVIVA PLC	29,015	26,029
AXA ADS	99,936	113,022
BAIDU.COM - ADR	85,065	68,256
BALL CP	73,913	99,010
BANCA MEDIOLANUM SPA EUR	129,850	203,829
BANCO ITAU HOLDING FINANCIERA	59,016	64,270
BANCO LATINOAMERICANO DE COMER	36,848	43,444
BANCO SANTANDER CEN	100,600	79,811
BANK OZK	89,516	100,317
BARCLAYS PLC ADR	64,848	66,135
BASF AG SPONS ADR	65,191	56,235
BAYERISCHE MOTOREN WERKE AG AD	82,937	73,658
BGC PARTNERS INC	97,959	91,987
BIO RAD LABS INC CL A	108,008	108,049
BLACKROCK INC	156,926	191,026
BNP PARIBAS SPONS ADR	131,238	131,349
BOEING CO	293,489	272,335
BOK FINANCIAL CORP	38,655	41,777
BOOZ ALLEN HAMILTON HOLDING CO	91,649	120,139
BRAMBLES LTD UNSP AD	49,869	55,721

Investments Corporation Stock Schedule

Name of Stock	End of Year Book Value	End of Year Fair Market Value
BRENNTAG AG UNSP ADR	73,243	82,674
BROADRIDGE FINANCIAL	10,416	12,848
BRUNSWICK CORP	44,314	44,385
CANTEL MEDICAL CORPORATION	13,775	13,755
CAPRI HOLDINGS LTD.SHS	60,895	60,887
CATHAY GENERAL BANCORP	64,218	67,729
CATHAY PACIFIC AIRWAYS	39,801	38,333
CBOE HOLDINGS INC	140,703	171,360
CEMEX SA DE CV A ADS	76,037	47,318
CENTENE CORP	156,144	157,049
CHEVRON CORP	182,629	195,949
CHINA CONSTRUCT UNSPON ADR	78,277	77,591
CHINA MOBILE HGK LTD	241,762	216,803
CHOW TAI FOOK	40,910	38,624
CHUBB LIMITED	185,478	220,415
CIMAREX ENERGY CO	41,334	44,512
CITIZENS FINANCIAL GROUP, INC	120,406	139,577
CNH INDUSTRIAL NV	75,059	74,921
COMCAST CORP	644,113	780,185
CONAGRA FOODS INC	217,025	334,491
CONMED CORPORATION	27,084	39,476
CONTL AG SPONS ADR	286,070	227,527
COSTCO WHOLESALE CORPORATION	362,062	484,674
CRANE CO	202,447	221,565
CULLEN FROST BANKERS INC	62,438	63,948
DANAHER CORP	302,300	436,804
DARDEN RESTAURANTS INC	158,161	144,874
DELEK US HLDGS INC	66,750	63,271
DIAGEO PLC ADS	260,029	299,282
DIGITAL RLTY TR INC	234,516	232,296

Investments Corporation Stock Schedule

Name of Stock	End of Year Book Value	End of Year Fair Market Value
DONALDSON CO. INC	21,722	26,793
EAST WEST BANCORP, INC	94,709	96,767
EASTGROUP PROPERTIES INC	21,171	29,055
ECOLAB INC	347,477	433,649
EDWARDS LIFESCIENCES	86,300	128,543
ELANCO ANIMAL HEALTH INCORPORA	183,423	196,520
ELI LILLY & CO	129,468	156,796
ENCANA CORP	71,565	40,395
ENERGIZER HOLDINGS INC	43,867	50,772
ENPRO INDUSTRIES INC	9,080	9,430
ENTERTAINMENT ONE LTD	84,556	111,491
EPAM SYSTEMS INC	106,617	166,121
EPR PROPERTIES	78,154	79,399
EQUINOR ASA	440,756	381,854
ESTEE LAUDER COMPANIES INC	125,749	187,332
ETSY INC	79,811	66,494
F M C CP	142,195	162,407
FACEBOOK INC	297,669	400,443
FEDERAL AGRICULTURAL MORTGAGE	20,774	20,959
FIDELITY NATIONAL FINANCIAL IN	71,949	94,056
FIDELITY NATIONAL INFORMATION	217,913	227,690
FORTINET INC	68,051	102,169
FORTIVE CORPORATION	231,264	238,031
FOUR CORNERS PROPERTY TRUST IN	27,416	29,120
FULLER H B CO	38,064	43,164
GALAPAGOS NV	77,995	152,434
GENMAB A/S SPON	107,905	109,171
GUANGDONG INVESTMENT LTD	167,138	195,910
HASBRO INC	68,629	82,165
HAWAIIAN HOLDINGS INC	43,967	40,508

Investments Corporation Stock Schedule

Name of Stock	End of Year Book Value	End of Year Fair Market Value
HEIDELBERGCEMENT AG UNSPONSORE	30,250	28,043
HENGAN INTL GRP ADR	39,456	33,091
HEXAGON	248,850	287,459
HITACHI LTD	119,311	145,304
HOME DEPOT INC	610,078	737,688
HONDA MOTOR CO LTD	97,463	93,819
HONEYWELL INTL	164,008	208,506
HOPE BANCORP INC	19,606	20,953
HOULIHAN LOKEY INC	105,211	109,958
HOYA CORP SPONS ADR	61,617	101,413
HSBC HOLDINGS PLC	86,539	75,913
HUBBELL INCORPORATED	26,241	36,807
HUDSON LTD	49,479	55,301
HUNTINGTON INGALLS INDUSTRIES	134,612	172,355
HUNTSMAN CORP	71,870	83,690
HYPERMARCAS SA	57,618	68,836
IAC/INTERACTIVE CORP	119,162	156,192
IDACORP INC HLDG CO	17,218	16,874
IDEXX CORP	83,988	107,847
ILLUMINA INC COM	126,825	134,686
INCITEC PIVOT LIMITED	76,192	59,385
INCYTE CORPORATION	130,851	147,483
INFINEON TECH ADS	120,516	146,138
INFOSYS TECH LTD SPD ADR	53,559	55,037
INGREDION INC	71,800	73,245
INT'L FLAVORS & FRAGRANCES INC	80,492	72,509
INTEL CORP	421,743	524,645
INTER PARFUMS INC	9,678	10,107
INTERCONTINENTAL EXCHANGE, INC	143,068	169,922
INTESA SANPAOLO SPA	94,946	93,735

Investments Corporation Stock Schedule

Name of Stock	End of Year Book Value	End of Year Fair Market Value
INTUIT	152,264	185,708
IPG PHOTONICS CORP	164,452	185,932
ISHARES MSCI KLD 400 SOCIAL IN	900,213	966,446
ISHARES TRUST ISHARES MSCI EAF	2,959,850	3,157,847
ISHARES TRUST MSCI EAFE INDEX	2,741,017	3,141,257
JAMES RIVER GROUP HOLDINGS LTD	70,787	73,560
JAZZ PHARMACEUTICALS INC	98,975	114,946
JOHNSON & JOHNSON	593,476	645,912
JP MORGAN CHASE	291,809	397,290
KANSAS CITY SOUTHERN	146,788	208,604
KION GROUP AG ADR	104,120	138,574
KUBOTA CORPORATION	178,536	188,731
KULICKE AND SOFFA INDUSTRIES,	67,323	83,450
LABORATORY CORP AMER HLDGS	119,847	121,295
LCI INDUSTRIES	55,254	74,562
LEIDOS HOLDINGS INC	44,817	78,214
LEMAITRE VASCULAR, INC	11,581	11,612
LENNOX INTL INC	88,402	96,612
LINCOLN ELECTRIC HOLDING INC	50,411	59,779
LINCOLN NATIONAL CORP	162,960	168,356
LINDE PLC COM	426,185	545,450
LITTELFUSE, INC	85,570	91,059
LIVANOVA PLC	212,962	184,125
LOCKHEED MARTIN CORP	247,455	335,646
LOGITECH INTERNATIONAL	105,285	147,611
LOWES COMPANIES INC	127,652	167,904
MARATHON OIL CORP COM	224,143	211,739
MARRIOTT INTERNATIONAL INC. CL	84,634	117,964
MARSH AND MCLENNAN COMPANIES I	234,842	312,728
MARVELL TECHNOLOGY GROUP LTD	73,812	109,188

Investments Corporation Stock Schedule

Name of Stock	End of Year Book Value	End of Year Fair Market Value
MASIMO CORPORATION	70,017	105,268
MCCORMICK & CO	96,316	120,678
MCDONALD'S CORP	279,678	314,595
MEDICAL PROPERTIES TRUST, INC	62,818	79,437
MEDTRONIC PLC	529,927	654,266
MICRON TECHNOLOGY	92,818	145,905
MICROSOFT CORP	1,242,640	1,856,444
MKS INSTRUMENTS, INC	76,008	115,841
MONDELEZ INTERNATIONAL INC	108,600	137,259
MONOLITHIC POWER SYSTEMS, INC	102,810	140,458
MORGAN STANLEY T-GEARS 4/28/20	4,000,000	4,398,399
MOWI ASA SPONSORED ADR	185,435	194,011
MSA SAFETY INCORPORATED	174,461	212,664
NATIONAL RETAIL PROPERTIES INC	35,255	40,108
NATL HEALTH INVESTOR	39,667	41,799
NESTLE S.A	200,968	259,283
NEW ORIENTAL ED & TECHNOLOGY G	124,438	232,558
NEWMARK GROUP INC	71,949	102,839
NEXTERA ENERGY, INC	193,249	252,815
NIKE INC-CL B	274,004	349,722
NINTENDO CO LTD ADR UNSPON	37,677	45,659
NORDSON CP	159,411	204,039
NORTHERN TRUST CORPORATION	96,113	113,146
NOVARTIS AG ADR	388,506	463,129
NVENT ELECTRIC PLC	37,601	47,221
NXP SEMICONDUCTORS	117,329	182,491
O'REILLY AUTOMOTIVE INC	131,363	179,248
OLLIES BARGAIN OUTLET HOLDINGS	142,355	124,089
ONE GAS INC	10,465	10,199
PACKAGING CORP AMER	38,118	47,820

Investments Corporation Stock Schedule

Name of Stock	End of Year Book Value	End of Year Fair Market Value
PACWEST BANCORP	105,650	106,505
PALO ALTO NETWORKS INC	287,317	311,725
PARKER HANNIFIN CP	129,989	159,716
PHIBRO ANIMAL HEALTH CORP	15,224	15,519
PING AN INSURANCE GROUP ADR	120,107	120,333
PNM RESOURCES INC	15,375	19,574
PORTLAND GEN ELEC	18,732	20,810
POSCO	67,039	51,379
PREFERRED BANK	11,106	11,297
PROCTER GAMBLE CO	329,758	391,936
PRUDENTIAL FINCL INC	189,347	197,135
PRYSMIAN SPA	251,293	286,792
PT BANK CENTRAL ASIA TBK	212,599	298,068
PTC INC	252,801	243,018
REPUBLIC SVCS INC	151,090	186,072
ROCHE HOLDING LTD ADR	50,033	66,723
ROCKWELL AUTOMATION INC	288,486	354,673
ROYAL BANK SCOTLAND ADS	76,532	73,100
RPM INTERNATIONAL INC	33,697	47,898
SAGE GROUP PLC	251,121	307,542
SAIPEM SPA UNSPON ADR	56,835	52,055
SALESFORCE.COM	325,938	350,001
SAP AKTIENGESELL ADS	159,923	207,818
SCHLUMBERGER LTD	39,852	26,170
SCHNEIDER ELEC UNSP/ADR	47,146	62,240
SENSATA TECHNOLOGIES HOLDINGS	147,113	164,950
SERVICE CP INTL	139,682	153,280
SERVISFIRST BANCSHARES INC	16,305	16,805
SHINHAN FINL GROUP CO LTD	37,197	36,776
SIMS METAL MGMT LTD	102,918	98,877

Investments Corporation Stock Schedule

Name of Stock	End of Year Book Value	End of Year Fair Market Value
SNAP ON INC	61,371	63,356
SONY CORP ADR	50,283	63,308
SPIRE INC	23,529	23,660
SS&C TECHNOLOGIES INC	78,922	100,143
STANDARD CHARTERED	41,810	42,073
STARWOOD REAL ESTATE INCOME TR	5,167,934	5,511,122
STERICYCLE INC	211,164	316,689
STERIS PLC	53,447	72,400
STORE CAPITAL CORPORATION	108,560	109,858
SUNCOR ENERGY INC	202,787	211,134
SWISS LIFE HOLDINGS AG	169,639	215,787
T. ROWE PRICE ASSOCIATES	201,514	261,590
TAKE-TWO INTERACTIVE SOFTWARE	103,097	117,533
TAKEDA PHARMACEUTICAL COMPANY	305,734	316,568
TARGA RESOURCES CORP	67,266	65,450
TECHNIPFMC PLC	95,566	85,996
TELECOM ITALIA SPA ADR	33,760	30,492
TELEFLEX INC	120,056	147,941
TEXAS INSTRUMENTS INC	232,654	278,389
THE COCA-COLA CO	336,680	390,771
THERMO FISHER SCIENTIFIC INC	314,039	423,955
THYSSENKRUPP AG	78,013	42,365
TJX COMPANIES INC	243,186	303,651
TRAVELSKY TECHNOLOGY LTD	36,630	33,760
TRUIST FINANCIAL CORPORATION	206,430	249,723
TURKIYE GARANTI BANK	22,235	28,689
TYLER TECHNOLOGIES, INC	91,396	141,309
UBS AG	65,563	53,578
UNILEVER N V N Y	84,340	90,385
UNION PACIFIC	133,595	156,022

Investments Corporation Stock Schedule

Name of Stock	End of Year Book Value	End of Year Fair Market Value
UNIQUE NV	75,351	107,633
UNITED TECHNOLOGIES CORP	187,245	252,346
UNITEDHEALTH GROUP INC	707,911	788,160
UNITIL CP	13,037	13,291
USD CYRUSONE INC	99,653	114,764
V F CORP	243,051	300,375
VANGUARD FTSE EMERGING MARKETS	2,354,210	2,699,774
VERISK ANALYTICS, INC	138,417	174,728
VERMILION ENERGY	73,415	48,965
VISA INC	418,613	571,028
VODAFONE GROUP PLC	55,337	50,297
VOESTALPINE AG UNSP	57,480	36,102
VOYA FINANCIAL INC	214,343	293,680
WALT DISNEY HOLDINGS CO	155,808	204,651
WASHINGTON TRUST BANCORP INC	43,666	44,968
WEST JAPAN RAILWAY C	309,105	358,230
WEST PHARMA SVCS INC	93,950	121,617
WIENERBERGER BAUSTOFF ADR	41,081	49,576
WILEY JOHN & SONS INC CL A	44,593	49,151

TY 2019 Investments Government Obligations Schedule**Name:** JHC Foundation**EIN:** 82-4058364**US Government Securities - End
of Year Book Value:**

5,241,240

**US Government Securities - End
of Year Fair Market Value:**

5,413,011

**State & Local Government
Securities - End of Year Book
Value:**

2,648,247

**State & Local Government
Securities - End of Year Fair
Market Value:**

2,723,022

TY 2019 Investments - Other Schedule**Name:** JHC Foundation**EIN:** 82-4058364**Investments Other Schedule 2**

Category/ Item	Listed at Cost or FMV	Book Value	End of Year Fair Market Value
BLACKSTONE REAL ESTATE INCOME		5,221,542	5,458,526
GRAHAM ABSOLUTE RETURN LTD		4,000,000	4,238,231
LIGHT STREET XENON LTD		4,000,000	3,219,763
NINETEEN77 GLOBAL MERGER ARBIT		4,000,000	4,543,931
STRATEGIC PARTNERS OFFSHORE VI		956,657	1,242,765
WHITEBOX MULTI-STRATEGY LTD		4,000,000	3,962,250

TY 2019 Other Expenses Schedule

Name: JHC Foundation

EIN: 82-4058364

Other Expenses Schedule

Description	Revenue and Expenses per Books	Net Investment Income	Adjusted Net Income	Disbursements for Charitable Purposes
Administrative Fees	80,000			80,000
Bank Charges	12,929	12,929		
Postage/Delivery Service	130			130
State or Local Filing Fees	25			25

TY 2019 Other Professional Fees Schedule**Name:** JHC Foundation**EIN:** 82-4058364

Category	Amount	Net Investment Income	Adjusted Net Income	Disbursements for Charitable Purposes
Investment Management Services	263,888	263,888		

TY 2019 Taxes Schedule**Name:** JHC Foundation**EIN:** 82-4058364

Category	Amount	Net Investment Income	Adjusted Net Income	Disbursements for Charitable Purposes
990-PF Estimated Tax for 2019	39,200			
Foreign Tax Paid	62,700	62,700		