

efile GRAPHIC print - DO NOT PROCESS

As Filed Data -

DLN: 93491188009190

Form 990-PF

Department of the Treasury  
Internal Revenue Service

Return of Private Foundation  
or Section 4947(a)(1) Trust Treated as Private Foundation

Do not enter social security numbers on this form as it may be made public.  
Go to [www.irs.gov/Form990PF](http://www.irs.gov/Form990PF) for instructions and the latest information.

OMB No. 1545-0052

2019

Open to Public Inspection

For calendar year 2019, or tax year beginning 01-01-2019, and ending 12-31-2019

Name of foundation  
LUCILLE S BEESON CHARITABLE TRUST

Number and street (or P.O. box number if mail is not delivered to street address)  
REGIONS BANK TRUST DEPT P O BOX 1

City or town, state or province, country, and ZIP or foreign postal code  
BIRMINGHAM, AL 35202

G Check all that apply:

☐ Initial return

☐ Initial return of a former public charity

☐ Final return

☐ Amended return

☐ Address change

☐ Name change

H Check type of organization:

☒ Section 501(c)(3) exempt private foundation

☐ Section 4947(a)(1) nonexempt charitable trust

☐ Other taxable private foundation

I Fair market value of all assets at end of year (from Part II, col. (c), line 16) ▶ \$ 218,984,795

J Accounting method:

☐ Cash

☐ Accrual

☐ Other (specify) \_\_\_\_\_  
(Part I, column (d) must be on cash basis.)

A Employer identification number  
72-6278911

B Telephone number (see instructions)  
(205) 420-7753

C If exemption application is pending, check here ▶ ☐

D 1. Foreign organizations, check here..... ▶ ☐

2. Foreign organizations meeting the 85% test, check here and attach computation ... ▶ ☐

E If private foundation status was terminated under section 507(b)(1)(A), check here ..... ▶ ☐

F If the foundation is in a 60-month termination under section 507(b)(1)(B), check here ..... ▶ ☐

Part I

Analysis of Revenue and Expenses (The total of amounts in columns (b), (c), and (d) may not necessarily equal the amounts in column (a) (see instructions).)

(a)

Revenue and expenses per books

(b)

Net investment income

(c)

Adjusted net income

(d)

Disbursements for charitable purposes (cash basis only)

Revenue

1

Contributions, gifts, grants, etc., received (attach schedule)

2

Check ▶ ☒ if the foundation is not required to attach Sch. B

3

Interest on savings and temporary cash investments

4

Dividends and interest from securities

7,047,004

6,930,252

5a

Gross rents

b

Net rental income or (loss)

6a

Net gain or (loss) from sale of assets not on line 10

25,517,109

b

Gross sales price for all assets on line 6a

187,525,325

7

Capital gain net income (from Part IV, line 2)

25,517,109

8

Net short-term capital gain

0

9

Income modifications

10a

Gross sales less returns and allowances

b


Less: Cost of goods sold

c

Gross profit or (loss) (attach schedule)

11

Other income (attach schedule)



30,411

30,411

12

Total. Add lines 1 through 11

32,594,524

32,477,772

Operating and Administrative Expenses

13

Compensation of officers, directors, trustees, etc.

1,133,779

907,023

226,756

14

Other employee salaries and wages

0

0

0

15

Pension plans, employee benefits

0

0


16a

Legal fees (attach schedule)

0

b

Accounting fees (attach schedule)



2,000


0

0

2,000

c

Other professional fees (attach schedule)



5,380

5,380

0


17

Interest

0

18

Taxes (attach schedule) (see instructions)



498,707

43,707

0

19

Depreciation (attach schedule) and depletion

0

0

20

Occupancy

21

Travel, conferences, and meetings

0

0

22


Printing and publications

0

0

23

Other expenses (attach schedule)



59,245

59,245

24

Total operating and administrative expenses. Add lines 13 through 23

1,699,111

1,015,355

0

228,756

25

Contributions, gifts, grants paid

9,772,244

9,772,244

26

Total expenses and disbursements. Add lines 24 and 25

11,471,355

1,015,355

0

10,001,000

27

Subtract line 26 from line 12:

a

Excess of revenue over expenses and disbursements

21,123,169

b

Net investment income (if negative, enter -0-)

31,462,417

c

Adjusted net income (if negative, enter -0-)

0

For Paperwork Reduction Act Notice, see instructions.

Cat. No. 11289X

Form 990-PF (2019)

Part II Balance Sheets		Attached schedules and amounts in the description column should be for end-of-year amounts only. (See instructions.)		
		Beginning of year	End of year	
		(a) Book Value	(b) Book Value	(c) Fair Market Value
Assets	1 Cash—non-interest-bearing . . . . .			
	2 Savings and temporary cash investments . . . . .	1,673,073	3,798,950	3,798,950
	3 Accounts receivable ▶ _____ Less: allowance for doubtful accounts ▶ _____		0	0
	4 Pledges receivable ▶ _____ Less: allowance for doubtful accounts ▶ _____			
	5 Grants receivable . . . . .			
	6 Receivables due from officers, directors, trustees, and other disqualified persons (attach schedule) (see instructions) . . . . .			
	7 Other notes and loans receivable (attach schedule) ▶ _____ Less: allowance for doubtful accounts ▶ _____ 0			
	8 Inventories for sale or use . . . . .			
	9 Prepaid expenses and deferred charges . . . . .			
	10a Investments—U.S. and state government obligations (attach schedule)			
	b Investments—corporate stock (attach schedule) . . . . .			
	c Investments—corporate bonds (attach schedule) . . . . .			
	11 Investments—land, buildings, and equipment: basis ▶ _____ Less: accumulated depreciation (attach schedule) ▶ _____			
	12 Investments—mortgage loans . . . . .			
	13 Investments—other (attach schedule) . . . . .	179,180,039	197,869,095	215,185,845
	14 Land, buildings, and equipment: basis ▶ _____ Less: accumulated depreciation (attach schedule) ▶ _____			
15 Other assets (describe ▶ _____)				
16 <b>Total assets</b> (to be completed by all filers—see the instructions. Also, see page 1, item I)	180,853,112	201,668,045	218,984,795	
Liabilities	17 Accounts payable and accrued expenses . . . . .			
	18 Grants payable . . . . .			
	19 Deferred revenue . . . . .			
	20 Loans from officers, directors, trustees, and other disqualified persons			
	21 Mortgages and other notes payable (attach schedule) . . . . .			
	22 Other liabilities (describe ▶ _____)			
	23 <b>Total liabilities</b> (add lines 17 through 22) . . . . .		0	
Net Assets or Fund Balances	<b>Foundations that follow FASB ASC 958, check here</b> ▶ <input type="checkbox"/> <b>and complete lines 24, 25, 29 and 30.</b>			
	24 Net assets without donor restrictions . . . . .			
	25 Net assets with donor restrictions . . . . .			
	<b>Foundations that do not follow FASB ASC 958, check here</b> ▶ <input checked="" type="checkbox"/> <b>and complete lines 26 through 30.</b>			
	26 Capital stock, trust principal, or current funds . . . . .	180,853,112	201,668,045	
	27 Paid-in or capital surplus, or land, bldg., and equipment fund			
	28 Retained earnings, accumulated income, endowment, or other funds			
	29 <b>Total net assets or fund balances</b> (see instructions) . . . . .	180,853,112	201,668,045	
30 <b>Total liabilities and net assets/fund balances</b> (see instructions) .	180,853,112	201,668,045		

**Part III Analysis of Changes in Net Assets or Fund Balances**

1 Total net assets or fund balances at beginning of year—Part II, column (a), line 29 (must agree with end-of-year figure reported on prior year's return) . . . . .	1	180,853,112
2 Enter amount from Part I, line 27a . . . . .	2	21,123,169
3 Other increases not included in line 2 (itemize) ▶ _____	3	0
4 Add lines 1, 2, and 3 . . . . .	4	201,976,281
5 Decreases not included in line 2 (itemize) ▶ _____	5	308,236
6 Total net assets or fund balances at end of year (line 4 minus line 5)—Part II, column (b), line 29 . . . . .	6	201,668,045

**Part IV Capital Gains and Losses for Tax on Investment Income**

(a) List and describe the kind(s) of property sold (e.g., real estate, 2-story brick warehouse; or common stock, 200 shs. MLC Co.)	(b) How acquired P—Purchase D—Donation	(c) Date acquired (mo., day, yr.)	(d) Date sold (mo., day, yr.)
<b>1a</b> See Additional Data Table			
<b>b</b>			
<b>c</b>			
<b>d</b>			
<b>e</b>			

(e) Gross sales price	(f) Depreciation allowed (or allowable)	(g) Cost or other basis plus expense of sale	(h) Gain or (loss) (e) plus (f) minus (g)
<b>a</b> See Additional Data Table			
<b>b</b>			
<b>c</b>			
<b>d</b>			
<b>e</b>			

Complete only for assets showing gain in column (h) and owned by the foundation on 12/31/69			(l) Gains (Col. (h) gain minus col. (k), but not less than -0-) or Losses (from col.(h))
(i) F.M.V. as of 12/31/69	(j) Adjusted basis as of 12/31/69	(k) Excess of col. (i) over col. (j), if any	
<b>a</b> See Additional Data Table			
<b>b</b>			
<b>c</b>			
<b>d</b>			
<b>e</b>			

<b>2</b> Capital gain net income or (net capital loss) <span style="float: right;">{ If gain, also enter in Part I, line 7 If (loss), enter -0- in Part I, line 7 }</span>	<b>2</b>	25,517,109
<b>3</b> Net short-term capital gain or (loss) as defined in sections 1222(5) and (6): If gain, also enter in Part I, line 8, column (c) (see instructions). If (loss), enter -0- in Part I, line 8 <span style="float: right;">}</span>	<b>3</b>	

**Part V Qualification Under Section 4940(e) for Reduced Tax on Net Investment Income**

(For optional use by domestic private foundations subject to the section 4940(a) tax on net investment income.)

If section 4940(d)(2) applies, leave this part blank.

Was the foundation liable for the section 4942 tax on the distributable amount of any year in the base period?



Yes



No

If "Yes," the foundation does not qualify under section 4940(e). Do not complete this part.

**1** Enter the appropriate amount in each column for each year; see instructions before making any entries.

(a) Base period years Calendar year (or tax year beginning in)	(b) Adjusted qualifying distributions	(c) Net value of noncharitable-use assets	(d) Distribution ratio (col. (b) divided by col. (c))
2018	10,130,899	201,201,606	0.050352
2017	10,169,525	205,766,670	0.049423
2016	9,882,914	197,559,465	0.050025
2015	9,935,770	197,686,957	0.05026
2014	9,929,693	200,432,745	0.049541

<b>2</b> Total of line 1, column (d)	<b>2</b>	0.249601
<b>3</b> Average distribution ratio for the 5-year base period—divide the total on line 2 by 5.0, or by the number of years the foundation has been in existence if less than 5 years	<b>3</b>	0.04992
<b>4</b> Enter the net value of noncharitable-use assets for 2019 from Part X, line 5	<b>4</b>	208,040,645
<b>5</b> Multiply line 4 by line 3	<b>5</b>	10,385,389
<b>6</b> Enter 1% of net investment income (1% of Part I, line 27b)	<b>6</b>	314,624
<b>7</b> Add lines 5 and 6	<b>7</b>	10,700,013
<b>8</b> Enter qualifying distributions from Part XII, line 4	<b>8</b>	10,001,000

If line 8 is equal to or greater than line 7, check the box in Part VI, line 1b, and complete that part using a 1% tax rate. See the Part VI instructions.

**Part VI Excise Tax Based on Investment Income (Section 4940(a), 4940(b), 4940(e), or 4948—see instructions)**

<b>1a</b>	Exempt operating foundations described in section 4940(d)(2), check here <input type="checkbox"/> and enter "N/A" on line 1. Date of ruling or determination letter: _____ (attach copy of letter if necessary—see instructions)		
<b>b</b>	Domestic foundations that meet the section 4940(e) requirements in Part V, check here <input type="checkbox"/> and enter 1% of Part I, line 27b . . . . .	<b>1</b>	629,248
<b>c</b>	All other domestic foundations enter 2% of line 27b. Exempt foreign organizations enter 4% of Part I, line 12, col. (b)		
<b>2</b>	Tax under section 511 (domestic section 4947(a)(1) trusts and taxable foundations only. Others enter -0-)	<b>2</b>	0
<b>3</b>	Add lines 1 and 2. . . . .	<b>3</b>	629,248
<b>4</b>	Subtitle A (income) tax (domestic section 4947(a)(1) trusts and taxable foundations only. Others enter -0-)	<b>4</b>	0
<b>5</b>	<b>Tax based on investment income.</b> Subtract line 4 from line 3. If zero or less, enter -0- . . . . .	<b>5</b>	629,248
<b>6</b>	<b>Credits/Payments:</b>		
<b>a</b>	2019 estimated tax payments and 2018 overpayment credited to 2019	<b>6a</b>	218,461
<b>b</b>	Exempt foreign organizations—tax withheld at source . . . . .	<b>6b</b>	
<b>c</b>	Tax paid with application for extension of time to file (Form 8868) . . . . .	<b>6c</b>	0
<b>d</b>	Backup withholding erroneously withheld . . . . .	<b>6d</b>	
<b>7</b>	Total credits and payments. Add lines 6a through 6d. . . . .	<b>7</b>	218,461
<b>8</b>	Enter any <b>penalty</b> for underpayment of estimated tax. Check here <input checked="" type="checkbox"/> if Form 2220 is attached.	<b>8</b>	0
<b>9</b>	<b>Tax due.</b> If the total of lines 5 and 8 is more than line 7, enter <b>amount owed</b> . . . . . <b>▶</b>	<b>9</b>	410,787
<b>10</b>	<b>Overpayment.</b> If line 7 is more than the total of lines 5 and 8, enter the <b>amount overpaid</b> . . . . . <b>▶</b>	<b>10</b>	
<b>11</b>	Enter the amount of line 10 to be: <b>Credited to 2020 estimated tax</b> <b>▶</b> 0 <b>Refunded</b> <b>▶</b>	<b>11</b>	0

**Part VII-A Statements Regarding Activities**

	Yes	No
<b>1a</b> During the tax year, did the foundation attempt to influence any national, state, or local legislation or did it participate or intervene in any political campaign? . . . . .	<b>1a</b>	No
<b>b</b> Did it spend more than \$100 during the year (either directly or indirectly) for political purposes? (see Instructions for definition). . . . . <i>If the answer is "Yes" to 1a or 1b, attach a detailed description of the activities and copies of any materials published or distributed by the foundation in connection with the activities.</i>	<b>1b</b>	No
<b>c</b> Did the foundation file <b>Form 1120-POL</b> for this year? . . . . .	<b>1c</b>	No
<b>d</b> Enter the amount (if any) of tax on political expenditures (section 4955) imposed during the year: <b>(1)</b> On the foundation. <b>▶</b> \$ _____ <b>(2)</b> On foundation managers. <b>▶</b> \$ _____		
<b>e</b> Enter the reimbursement (if any) paid by the foundation during the year for political expenditure tax imposed on foundation managers. <b>▶</b> \$ _____		
<b>2</b> Has the foundation engaged in any activities that have not previously been reported to the IRS? . . . . . <i>If "Yes," attach a detailed description of the activities.</i>	<b>2</b>	No
<b>3</b> Has the foundation made any changes, not previously reported to the IRS, in its governing instrument, articles of incorporation, or bylaws, or other similar instruments? <i>If "Yes," attach a conformed copy of the changes</i> . . . . .	<b>3</b>	No
<b>4a</b> Did the foundation have unrelated business gross income of \$1,000 or more during the year? . . . . .	<b>4a</b>	No
<b>b</b> If "Yes," has it filed a tax return on <b>Form 990-T</b> for this year? . . . . .	<b>4b</b>	
<b>5</b> Was there a liquidation, termination, dissolution, or substantial contraction during the year? . . . . . <i>If "Yes," attach the statement required by General Instruction T.</i>	<b>5</b>	No
<b>6</b> Are the requirements of section 508(e) (relating to sections 4941 through 4945) satisfied either: • By language in the governing instrument, or • By state legislation that effectively amends the governing instrument so that no mandatory directions that conflict with the state law remain in the governing instrument? . . . . .	<b>6</b>	Yes
<b>7</b> Did the foundation have at least \$5,000 in assets at any time during the year? <i>If "Yes," complete Part II, col. (c), and Part XV.</i> . . . . .	<b>7</b>	Yes
<b>8a</b> Enter the states to which the foundation reports or with which it is registered (see instructions) <b>▶</b> AL _____		
<b>b</b> If the answer is "Yes" to line 7, has the foundation furnished a copy of Form 990-PF to the Attorney General (or designate) of each state as required by General Instruction G? <i>If "No," attach explanation .</i>	<b>8b</b>	Yes
<b>9</b> Is the foundation claiming status as a private operating foundation within the meaning of section 4942(j)(3) or 4942(j)(5) for calendar year 2019 or the taxable year beginning in 2019? See the instructions for Part XIV. <i>If "Yes," complete Part XIV</i> . . . . .	<b>9</b>	No
<b>10</b> Did any persons become substantial contributors during the tax year? <i>If "Yes," attach a schedule listing their names and addresses.</i> . . . . .	<b>10</b>	No

**Part VII-A Statements Regarding Activities** (continued)

<b>11</b>	At any time during the year, did the foundation, directly or indirectly, own a controlled entity within the meaning of section 512(b)(13)? If "Yes," attach schedule. See instructions. . . . .	<b>11</b>		<b>No</b>
<b>12</b>	Did the foundation make a distribution to a donor advised fund over which the foundation or a disqualified person had advisory privileges? If "Yes," attach statement. See instructions . . . . .	<b>12</b>		<b>No</b>
<b>13</b>	Did the foundation comply with the public inspection requirements for its annual returns and exemption application? Website address ► _____	<b>13</b>	<b>Yes</b>	
<b>14</b>	The books are in care of ► <u>REGIONS BANK TRUST DEPT</u> Telephone no. ► <u>(205) 264-7881</u>			

Located at ► 201 MILAN PARKWAY BIRMINGHAM AL ZIP+4 ► 35211

<b>15</b>	Section 4947(a)(1) nonexempt charitable trusts filing Form 990-PF in lieu of <b>Form 1041</b> —check here . . . . .	<input type="checkbox"/>		
	and enter the amount of tax-exempt interest received or accrued during the year . . . . .	► <b>15</b>		
<b>16</b>	At any time during calendar year 2019, did the foundation have an interest in or a signature or other authority over a bank, securities, or other financial account in a foreign country? . . . . .	<b>16</b>	<b>Yes</b>	<b>No</b>
	See the instructions for exceptions and filing requirements for FinCEN Form 114. If "Yes", enter the name of the foreign country ► _____			

**Part VII-B Statements Regarding Activities for Which Form 4720 May Be Required**

**File Form 4720 if any item is checked in the "Yes" column, unless an exception applies.**

<b>1a</b>	During the year did the foundation (either directly or indirectly):		<b>Yes</b>	<b>No</b>
	(1) Engage in the sale or exchange, or leasing of property with a disqualified person? <input type="checkbox"/> Yes <input checked="" type="checkbox"/> No			
	(2) Borrow money from, lend money to, or otherwise extend credit to (or accept it from) a disqualified person? . . . . . <input type="checkbox"/> Yes <input checked="" type="checkbox"/> No			
	(3) Furnish goods, services, or facilities to (or accept them from) a disqualified person? <input type="checkbox"/> Yes <input checked="" type="checkbox"/> No			
	(4) Pay compensation to, or pay or reimburse the expenses of, a disqualified person? <input checked="" type="checkbox"/> Yes <input type="checkbox"/> No			
	(5) Transfer any income or assets to a disqualified person (or make any of either available for the benefit or use of a disqualified person)? . . . . . <input type="checkbox"/> Yes <input checked="" type="checkbox"/> No			
	(6) Agree to pay money or property to a government official? ( <b>Exception.</b> Check "No" if the foundation agreed to make a grant to or to employ the official for a period after termination of government service, if terminating within 90 days.) . . . . . <input type="checkbox"/> Yes <input checked="" type="checkbox"/> No			
<b>b</b>	If any answer is "Yes" to 1a(1)–(6), did <b>any</b> of the acts fail to qualify under the exceptions described in Regulations section 53.4941(d)-3 or in a current notice regarding disaster assistance? See instructions . . . . .	<b>1b</b>		<b>No</b>
	Organizations relying on a current notice regarding disaster assistance check here. . . . . ► <input type="checkbox"/>			
<b>c</b>	Did the foundation engage in a prior year in any of the acts described in 1a, other than excepted acts, that were not corrected before the first day of the tax year beginning in 2019? . . . . .	<b>1c</b>		<b>No</b>
<b>2</b>	Taxes on failure to distribute income (section 4942) (does not apply for years the foundation was a private operating foundation defined in section 4942(j)(3) or 4942(j)(5)):			
<b>a</b>	At the end of tax year 2019, did the foundation have any undistributed income (lines 6d and 6e, Part XIII) for tax year(s) beginning before 2019? . . . . . <input type="checkbox"/> Yes <input checked="" type="checkbox"/> No			
	If "Yes," list the years ► 20____, 20____, 20____, 20____			
<b>b</b>	Are there any years listed in 2a for which the foundation is <b>not</b> applying the provisions of section 4942(a)(2) (relating to incorrect valuation of assets) to the year's undistributed income? (If applying section 4942(a)(2) to <b>all</b> years listed, answer "No" and attach statement—see instructions.) . . . . .	<b>2b</b>		
<b>c</b>	If the provisions of section 4942(a)(2) are being applied to <b>any</b> of the years listed in 2a, list the years here. ► 20____, 20____, 20____, 20____			
<b>3a</b>	Did the foundation hold more than a 2% direct or indirect interest in any business enterprise at any time during the year? . . . . . <input type="checkbox"/> Yes <input checked="" type="checkbox"/> No			
<b>b</b>	If "Yes," did it have excess business holdings in 2019 as a result of (1) any purchase by the foundation or disqualified persons after May 26, 1969; (2) the lapse of the 5-year period (or longer period approved by the Commissioner under section 4943(c)(7)) to dispose of holdings acquired by gift or bequest; or (3) the lapse of the 10-, 15-, or 20-year first phase holding period? (Use Schedule C, Form 4720, to determine if the foundation had excess business holdings in 2019.) . . . . .	<b>3b</b>		
<b>4a</b>	Did the foundation invest during the year any amount in a manner that would jeopardize its charitable purposes?	<b>4a</b>		<b>No</b>
<b>b</b>	Did the foundation make any investment in a prior year (but after December 31, 1969) that could jeopardize its charitable purpose that had not been removed from jeopardy before the first day of the tax year beginning in 2019?	<b>4b</b>		<b>No</b>

**Part VII-B Statements Regarding Activities for Which Form 4720 May Be Required** (continued)

<b>5a</b>	During the year did the foundation pay or incur any amount to:		<b>Yes</b>	<b>No</b>
(1)	Carry on propaganda, or otherwise attempt to influence legislation (section 4945(e))?	<input type="checkbox"/> Yes <input checked="" type="checkbox"/> No		
(2)	Influence the outcome of any specific public election (see section 4955); or to carry on, directly or indirectly, any voter registration drive? . . . . .	<input type="checkbox"/> Yes <input checked="" type="checkbox"/> No		
(3)	Provide a grant to an individual for travel, study, or other similar purposes?	<input type="checkbox"/> Yes <input checked="" type="checkbox"/> No		
(4)	Provide a grant to an organization other than a charitable, etc., organization described in section 4945(d)(4)(A)? See instructions. . . . .	<input type="checkbox"/> Yes <input checked="" type="checkbox"/> No		
(5)	Provide for any purpose other than religious, charitable, scientific, literary, or educational purposes, or for the prevention of cruelty to children or animals? . . . . .	<input type="checkbox"/> Yes <input checked="" type="checkbox"/> No		
<b>b</b>	If any answer is "Yes" to 5a(1)–(5), did <b>any</b> of the transactions fail to qualify under the exceptions described in Regulations section 53.4945 or in a current notice regarding disaster assistance? See instructions . . . . .		<b>5b</b>	
	Organizations relying on a current notice regarding disaster assistance check here. . . . .	<input type="checkbox"/>		
<b>c</b>	If the answer is "Yes" to question 5a(4), does the foundation claim exemption from the tax because it maintained expenditure responsibility for the grant? . . . . .	<input type="checkbox"/> Yes <input type="checkbox"/> No		
	<i>If "Yes," attach the statement required by Regulations section 53.4945–5(d).</i>			
<b>6a</b>	Did the foundation, during the year, receive any funds, directly or indirectly, to pay premiums on a personal benefit contract? . . . . .	<input type="checkbox"/> Yes <input checked="" type="checkbox"/> No	<b>6b</b>	<b>No</b>
<b>b</b>	Did the foundation, during the year, pay premiums, directly or indirectly, on a personal benefit contract? . . . . .			
	<i>If "Yes" to 6b, file Form 8870.</i>			
<b>7a</b>	At any time during the tax year, was the foundation a party to a prohibited tax shelter transaction? <input type="checkbox"/> Yes <input checked="" type="checkbox"/> No		<b>7b</b>	
<b>b</b>	If "Yes", did the foundation receive any proceeds or have any net income attributable to the transaction? . . . . .			
<b>8</b>	Is the foundation subject to the section 4960 tax on payment(s) of more than \$1,000,000 in remuneration or excess parachute payment during the year? . . . . .	<input type="checkbox"/> Yes <input checked="" type="checkbox"/> No		

**Part VIII Information About Officers, Directors, Trustees, Foundation Managers, Highly Paid Employees, and Contractors**

<b>1 List all officers, directors, trustees, foundation managers and their compensation. See instructions</b>				
<b>(a)</b> Name and address	<b>(b)</b> Title, and average hours per week devoted to position	<b>(c)</b> Compensation (If not paid, enter -0-)	<b>(d)</b> Contributions to employee benefit plans and deferred compensation	<b>(e)</b> Expense account, other allowances
REGIONS BANK 201 MILAN PKWY BIRMINGHAM, AL 35211	TRUSTEE 1	1,133,779		
<b>2 Compensation of five highest-paid employees (other than those included on line 1—see instructions). If none, enter "NONE."</b>				
<b>(a)</b> Name and address of each employee paid more than \$50,000	<b>(b)</b> Title, and average hours per week devoted to position	<b>(c)</b> Compensation	<b>(d)</b> Contributions to employee benefit plans and deferred compensation	<b>(e)</b> Expense account, other allowances
NONE				
<b>Total number of other employees paid over \$50,000.</b> . . . . .				<b>0</b>

**Part VIII Information About Officers, Directors, Trustees, Foundation Managers, Highly Paid Employees, and Contractors (continued)**
**3 Five highest-paid independent contractors for professional services (see instructions). If none, enter "NONE".**

(a) Name and address of each person paid more than \$50,000	(b) Type of service	(c) Compensation
NONE		
Total number of others receiving over \$50,000 for professional services. . . . . ►		0

**Part IX-A Summary of Direct Charitable Activities**

List the foundation's four largest direct charitable activities during the tax year. Include relevant statistical information such as the number of organizations and other beneficiaries served, conferences convened, research papers produced, etc.

1	Expenses

**Part IX-B Summary of Program-Related Investments (see instructions)**

Describe the two largest program-related investments made by the foundation during the tax year on lines 1 and 2.	Amount
1	
2	
All other program-related investments. See instructions.	
3	
Total. Add lines 1 through 3 . . . . . ►	

**Part X Minimum Investment Return** (All domestic foundations must complete this part. Foreign foundations, see instructions.)

<b>1</b>	Fair market value of assets not used (or held for use) directly in carrying out charitable, etc., purposes:		
<b>a</b>	Average monthly fair market value of securities. . . . .	<b>1a</b>	211,208,777
<b>b</b>	Average of monthly cash balances. . . . .	<b>1b</b>	0
<b>c</b>	Fair market value of all other assets (see instructions). . . . .	<b>1c</b>	0
<b>d</b>	<b>Total</b> (add lines 1a, b, and c). . . . .	<b>1d</b>	211,208,777
<b>e</b>	Reduction claimed for blockage or other factors reported on lines 1a and 1c (attach detailed explanation). . . . .	<b>1e</b>	0
<b>2</b>	Acquisition indebtedness applicable to line 1 assets. . . . .	<b>2</b>	0
<b>3</b>	Subtract line 2 from line 1d. . . . .	<b>3</b>	211,208,777
<b>4</b>	Cash deemed held for charitable activities. Enter 1 1/2% of line 3 (for greater amount, see instructions). . . . .	<b>4</b>	3,168,132
<b>5</b>	<b>Net value of noncharitable-use assets.</b> Subtract line 4 from line 3. Enter here and on Part V, line 4	<b>5</b>	208,040,645
<b>6</b>	<b>Minimum investment return.</b> Enter 5% of line 5. . . . .	<b>6</b>	10,402,032

**Part XI Distributable Amount** (see instructions) (Section 4942(j)(3) and (j)(5) private operating foundations and certain foreign organizations check here ☐ and do not complete this part.)

<b>1</b>	Minimum investment return from Part X, line 6. . . . .	<b>1</b>	10,402,032
<b>2a</b>	Tax on investment income for 2019 from Part VI, line 5. . . . .	<b>2a</b>	629,248
<b>b</b>	Income tax for 2019. (This does not include the tax from Part VI.). . . . .	<b>2b</b>	
<b>c</b>	Add lines 2a and 2b. . . . .	<b>2c</b>	629,248
<b>3</b>	Distributable amount before adjustments. Subtract line 2c from line 1. . . . .	<b>3</b>	9,772,784
<b>4</b>	Recoveries of amounts treated as qualifying distributions. . . . .	<b>4</b>	0
<b>5</b>	Add lines 3 and 4. . . . .	<b>5</b>	9,772,784
<b>6</b>	Deduction from distributable amount (see instructions). . . . .	<b>6</b>	0
<b>7</b>	<b>Distributable amount</b> as adjusted. Subtract line 6 from line 5. Enter here and on Part XIII, line 1. . . . .	<b>7</b>	9,772,784

**Part XII Qualifying Distributions** (see instructions)

<b>1</b>	Amounts paid (including administrative expenses) to accomplish charitable, etc., purposes:		
<b>a</b>	Expenses, contributions, gifts, etc.—total from Part I, column (d), line 26. . . . .	<b>1a</b>	10,001,000
<b>b</b>	Program-related investments—total from Part IX-B. . . . .	<b>1b</b>	0
<b>2</b>	Amounts paid to acquire assets used (or held for use) directly in carrying out charitable, etc., purposes. . . . .	<b>2</b>	0
<b>3</b>	Amounts set aside for specific charitable projects that satisfy the:		
<b>a</b>	Suitability test (prior IRS approval required). . . . .	<b>3a</b>	0
<b>b</b>	Cash distribution test (attach the required schedule). . . . .	<b>3b</b>	0
<b>4</b>	<b>Qualifying distributions.</b> Add lines 1a through 3b. Enter here and on Part V, line 8, and Part XIII, line 4	<b>4</b>	10,001,000
<b>5</b>	Foundations that qualify under section 4940(e) for the reduced rate of tax on net investment income. Enter 1% of Part I, line 27b. See instructions. . . . .	<b>5</b>	0
<b>6</b>	<b>Adjusted qualifying distributions.</b> Subtract line 5 from line 4. . . . .	<b>6</b>	10,001,000

**Note:** The amount on line 6 will be used in Part V, column (b), in subsequent years when calculating whether the foundation qualifies for the section 4940(e) reduction of tax in those years.



**Part XIII Undistributed Income** (see instructions)

	(a) Corpus	(b) Years prior to 2018	(c) 2018	(d) 2019
<b>1</b> Distributable amount for 2019 from Part XI, line 7				9,772,784
<b>2</b> Undistributed income, if any, as of the end of 2019:				
<b>a</b> Enter amount for 2018 only. . . . .			587,061	
<b>b</b> Total for prior years: 20____, 20____, 20____		0		
<b>3</b> Excess distributions carryover, if any, to 2019:				
<b>a</b> From 2014. . . . .	0			
<b>b</b> From 2015. . . . .	0			
<b>c</b> From 2016. . . . .	0			
<b>d</b> From 2017. . . . .	0			
<b>e</b> From 2018. . . . .	0			
<b>f</b> <b>Total</b> of lines 3a through e. . . . .	0			
<b>4</b> Qualifying distributions for 2019 from Part XII, line 4: ► \$ <u>10,001,000</u>				
<b>a</b> Applied to 2018, but not more than line 2a			587,061	
<b>b</b> Applied to undistributed income of prior years (Election required—see instructions). . . . .		0		
<b>c</b> Treated as distributions out of corpus (Election required—see instructions). . . . .	0			
<b>d</b> Applied to 2019 distributable amount. . . . .				9,413,939
<b>e</b> Remaining amount distributed out of corpus	0			
<b>5</b> Excess distributions carryover applied to 2019. (If an amount appears in column (d), the same amount must be shown in column (a).)	0			0
<b>6</b> <b>Enter the net total of each column as indicated below:</b>				
<b>a</b> Corpus. Add lines 3f, 4c, and 4e. Subtract line 5	0			
<b>b</b> Prior years' undistributed income. Subtract line 4b from line 2b. . . . .		0		
<b>c</b> Enter the amount of prior years' undistributed income for which a notice of deficiency has been issued, or on which the section 4942(a) tax has been previously assessed. . . . .		0		
<b>d</b> Subtract line 6c from line 6b. Taxable amount—see instructions. . . . .		0		
<b>e</b> Undistributed income for 2018. Subtract line 4a from line 2a. Taxable amount—see instructions. . . . .			0	
<b>f</b> Undistributed income for 2019. Subtract lines 4d and 5 from line 1. This amount must be distributed in 2020. . . . .				358,845
<b>7</b> Amounts treated as distributions out of corpus to satisfy requirements imposed by section 170(b)(1)(F) or 4942(g)(3) (Election may be required - see instructions). . . . .	0			
<b>8</b> Excess distributions carryover from 2014 not applied on line 5 or line 7 (see instructions). . . . .	0			
<b>9</b> <b>Excess distributions carryover to 2020.</b> Subtract lines 7 and 8 from line 6a. . . . .	0			
<b>10</b> Analysis of line 9:				
<b>a</b> Excess from 2015. . . . .	0			
<b>b</b> Excess from 2016. . . . .	0			
<b>c</b> Excess from 2017. . . . .	0			
<b>d</b> Excess from 2018. . . . .	0			
<b>e</b> Excess from 2019. . . . .	0			

**Part XIV Private Operating Foundations** (see instructions and Part VII-A, question 9)

**1a** If the foundation has received a ruling or determination letter that it is a private operating foundation, and the ruling is effective for 2019, enter the date of the ruling. . . . . ▶

**b** Check box to indicate whether the organization is a private operating foundation described in section ☐ 4942(j)(3) or ☐ 4942(j)(5)

**2a** Enter the lesser of the adjusted net income from Part I or the minimum investment return from Part X for each year listed . . . . .

	Tax year	Prior 3 years			(e) Total
	(a) 2019	(b) 2018	(c) 2017	(d) 2016	
<b>b</b> 85% of line 2a . . . . .					
<b>c</b> Qualifying distributions from Part XII, line 4 for each year listed . . . . .					
<b>d</b> Amounts included in line 2c not used directly for active conduct of exempt activities . . . . .					
<b>e</b> Qualifying distributions made directly for active conduct of exempt activities. Subtract line 2d from line 2c . . . . .					
<b>3</b> Complete 3a, b, or c for the alternative test relied upon:					
<b>a</b> "Assets" alternative test—enter:					
<b>(1)</b> Value of all assets . . . . .					
<b>(2)</b> Value of assets qualifying under section 4942(j)(3)(B)(i)					
<b>b</b> "Endowment" alternative test— enter 2/3 of minimum investment return shown in Part X, line 6 for each year listed. . . . .					
<b>c</b> "Support" alternative test—enter:					
<b>(1)</b> Total support other than gross investment income (interest, dividends, rents, payments on securities loans (section 512(a)(5)), or royalties) . . . . .					
<b>(2)</b> Support from general public and 5 or more exempt organizations as provided in section 4942(j)(3)(B)(iii). . . . .					
<b>(3)</b> Largest amount of support from an exempt organization					
<b>(4)</b> Gross investment income					

**Part XV Supplementary Information (Complete this part only if the foundation had \$5,000 or more in assets at any time during the year—see instructions.)**

**1 Information Regarding Foundation Managers:**

**a** List any managers of the foundation who have contributed more than 2% of the total contributions received by the foundation before the close of any tax year (but only if they have contributed more than \$5,000). (See section 507(d)(2).)

**b** List any managers of the foundation who own 10% or more of the stock of a corporation (or an equally large portion of the ownership of a partnership or other entity) of which the foundation has a 10% or greater interest.

**2 Information Regarding Contribution, Grant, Gift, Loan, Scholarship, etc., Programs:**

Check here ☒ if the foundation only makes contributions to preselected charitable organizations and does not accept unsolicited requests for funds. If the foundation makes gifts, grants, etc. to individuals or organizations under other conditions, complete items 2a, b, c, and d. See instructions

**a** The name, address, and telephone number or email address of the person to whom applications should be addressed:

**b** The form in which applications should be submitted and information and materials they should include:

**c** Any submission deadlines:

**d** Any restrictions or limitations on awards, such as by geographical areas, charitable fields, kinds of institutions, or other factors:

**Part XV** **Supplementary Information** (continued)**3 Grants and Contributions Paid During the Year or Approved for Future Payment**

Recipient	If recipient is an individual, show any relationship to any foundation manager or substantial contributor	Foundation status of recipient	Purpose of grant or contribution	Amount
Name and address (home or business)				
<b>a</b> <i>Paid during the year</i> See Additional Data Table				
<b>Total</b> . . . . .			<b>3a</b>	9,772,244
<b>b</b> <i>Approved for future payment</i>				
<b>Total</b> . . . . .			<b>3b</b>	

Enter gross amounts unless otherwise indicated.

## Part XVI-B Relationship of Activities to the Accomplishment of Exempt Purposes

[illegible]

### Information Regarding Transfers To and Transactions and Relationships With Noncharitable Exempt Organizations

		Yes	No
--	--	-----	----

--	--	--

1a(1)		No
1a(2)		No

--	--	--

<b>1b(1)</b>	<b>No</b>
--------------	-----------

<b>1b(2)</b>		<b>No</b>
--------------	--	-----------

<b>1b(3)</b>		<b>No</b>
--------------	--	-----------

<b>1b(4)</b>		<b>No</b>
--------------	--	-----------

<b>1b(5)</b>	<b>No</b>
--------------	-----------

<b>1b(6)</b>		<b>No</b>
--------------	--	-----------

1c		No
----	--	----

value  
ue

[illegible]

described in section 501(c) (other than section 501(c)(3)) or in section 527? . . . . . ☐ Yes ☒ No

**b** If "Yes," complete the following schedule.

(a) Name of organization	(b) Type of organization	(c) Description of relationship

**Sign  
Here**

Under penalties of perjury, I declare that I have examined this return, including accompanying schedules and statements, and to the best of my knowledge and belief, it is true, correct, and complete. Declaration of preparer (other than taxpayer) is based on all information of which preparer has any knowledge.

\*\*\*\*\*

2020-04-30

\*\*\*\*\*

Signature of officer or trustee

Date \_\_\_\_\_

Title

May the IRS discuss this return with the preparer shown below

(see instr.) ☒ Yes ☐ No

**Paid  
Preparer  
Use Only**

<b>Paid Preparer Use Only</b>	Print/Type preparer's name	Preparer's Signature	Date	Check if self-employed <input checked="checked" type="checkbox"/>	PTIN
	SHAWN P HANLON		2020-04-30		P00965923
	Firm's name ▶ PRICEWATERHOUSECOOPERS LLP				Firm's EIN ▶ 13-4008324
	Firm's address ▶ 600 GRANT STREET PITTSBURGH, PA 15219				Phone no. (412) 355-6000

Form 990PF Part IV - Capital Gains and Losses for Tax on Investment Income - Columns a - d

List and describe the kind(s) of property sold (e.g., real estate, (a) 2-story brick warehouse; or common stock, 200 shs. MLC Co.)	(b) How acquired P—Purchase D—Donation	(c) Date acquired (mo., day, yr.)	(d) Date sold (mo., day, yr.)
322.01 JPMMT 2003-A1 2A1 VAR 25 OCT 2033		2007-08-15	2019-01-02
144000. U S ETREASURY NOTE 2.25% 8/15/46		2017-10-10	2019-01-03
456000. U S ETREASURY NOTE 2.25% 8/15/46		2017-10-10	2019-01-04
50000. GENERAL ELEC CAP CORP		2018-11-15	2019-01-09
650000. GENERAL ELEC CAP CORP		2011-02-10	2019-01-09
675000. CVS HEALTH CORP 3.125% 09 MAR 2020		2018-03-07	2019-01-11
2714.09 FHS 239 F30 FLT 15 AUG 2036		2011-09-07	2019-01-15
5000. BANK OF AMERICA CORP		2018-04-02	2019-01-16
12770. BANK OF AMERICA CORP		2017-12-05	2019-01-16
1990. LILLY ELI & CO		2016-12-14	2019-01-16

Form 990PF Part IV - Capital Gains and Losses for Tax on Investment Income - Columns e - h

(e) Gross sales price	(f) Depreciation allowed (or allowable)	(g) Cost or other basis plus expense of sale	(h) Gain or (loss) (e) plus (f) minus (g)
322		313	9
125,893		126,146	-253
393,175		399,463	-6,288
50,763		48,983	1,780
659,919		650,171	9,748
673,805		675,520	-1,715
2,714		2,709	5
142,498		145,750	-3,252
363,940		371,869	-7,929
232,016		135,328	96,688

Form 990PF Part IV - Capital Gains and Losses for Tax on Investment Income - Columns i - l

Complete only for assets showing gain in column (h) and owned by the foundation on 12/31/69			(l) Gains (Col. (h) gain minus col. (k), but not less than -0-) or Losses (from col.(h))
(i) F.M.V. as of 12/31/69	(j) Adjusted basis as of 12/31/69	(k) Excess of col. (i) over col. (j), if any	
			9
			-253
			-6,288
			1,780
			9,748
			-1,715
			5
			-3,252
			-7,929
			96,688

**Form 990PF Part IV - Capital Gains and Losses for Tax on Investment Income - Columns a - d**

List and describe the kind(s) of property sold (e.g., real estate, (a) 2-story brick warehouse; or common stock, 200 shs. MLC Co.)	(b) How acquired P—Purchase D—Donation	(c) Date acquired (mo., day, yr.)	(d) Date sold (mo., day, yr.)
6540. MCCORMICK & CO INC NON-VOTING		2018-04-02	2019-01-16
2000. METLIFE INC COM		2018-01-23	2019-01-16
4450. METLIFE INC COM		2018-10-10	2019-01-16
13120. OCCIDENTAL PETROLEUM CORP		2017-03-27	2019-01-16
2000. OCCIDENTAL PETROLEUM CORP		2018-02-26	2019-01-16
51190. PFIZER INC COM		2017-05-26	2019-01-16
2500. PRUDENTIAL FINANCIAL INC COM		2018-10-10	2019-01-16
10. PRUDENTIAL FINANCIAL INC COM		2012-08-27	2019-01-16
11140. SCHLUMBERGER LTD		2018-10-10	2019-01-16
11580. SCHLUMBERGER LTD		2015-07-14	2019-01-16

**Form 990PF Part IV - Capital Gains and Losses for Tax on Investment Income - Columns e - h**

(e) Gross sales price	(f) Depreciation allowed (or allowable)	(g) Cost or other basis plus expense of sale	(h) Gain or (loss) (e) plus (f) minus (g)
913,639		678,960	234,679
89,889		106,920	-17,031
200,002		222,826	-22,824
856,066		324,748	531,318
130,498		135,552	-5,054
2,171,083		1,660,608	510,475
225,552		257,079	-31,527
902		544	358
463,231		719,417	-256,186
481,527		993,463	-511,936

**Form 990PF Part IV - Capital Gains and Losses for Tax on Investment Income - Columns i - l**

Complete only for assets showing gain in column (h) and owned by the foundation on 12/31/69			(l) Gains (Col. (h) gain minus col. (k), but not less than -0-) or Losses (from col.(h))
(i) F.M.V. as of 12/31/69	(j) Adjusted basis as of 12/31/69	(k) Excess of col. (i) over col. (j), if any	
			234,679
			-17,031
			-22,824
			531,318
			-5,054
			510,475
			-31,527
			358
			-256,186
			-511,936

Form 990PF Part IV - Capital Gains and Losses for Tax on Investment Income - Columns a - d

List and describe the kind(s) of property sold (e.g., real estate, (a) 2-story brick warehouse; or common stock, 200 shs. MLC Co.)	(b) How acquired P—Purchase D—Donation	(c) Date acquired (mo., day, yr.)	(d) Date sold (mo., day, yr.)
3130. VERIZON COMMUNICATIONS COM		2017-03-27	2019-01-16
2820. WALMART STORES INC COM		2016-02-04	2019-01-16
1610. CHUBB LIMITED COM		2018-10-10	2019-01-16
700000. MORGAN STANLEY 5.625% 23 SEP 2019		2009-10-13	2019-01-28
240000. SYNOVUS FINANCIAL CORP 3.125% 01 NOV 20		2017-10-26	2019-01-31
350.22 FG G01584 5% 01 AUG 2033		2008-09-18	2019-02-01
2507.68 FED'L HOME LOAN MTGE CORP GRP G11769		2010-10-05	2019-02-01
422.35 FG G02386 6% 01 NOV 2036		2007-06-13	2019-02-01
659.43 FHLMC POOL G1-1974		2008-05-30	2019-02-01
715.93 FG G12009 5.5% 01 JUL 2020		2008-09-30	2019-02-01

Form 990PF Part IV - Capital Gains and Losses for Tax on Investment Income - Columns e - h

(e) Gross sales price	(f) Depreciation allowed (or allowable)	(g) Cost or other basis plus expense of sale	(h) Gain or (loss) (e) plus (f) minus (g)
178,580		146,416	32,164
270,575		185,528	85,047
214,285		217,400	-3,115
711,816		700,038	11,778
230,146		239,846	-9,700
350		347	3
2,508		2,494	14
422		416	6
659		660	-1
716		716	

Form 990PF Part IV - Capital Gains and Losses for Tax on Investment Income - Columns i - l

Complete only for assets showing gain in column (h) and owned by the foundation on 12/31/69			(l) Gains (Col. (h) gain minus col. (k), but not less than -0-) or Losses (from col.(h))
(i) F.M.V. as of 12/31/69	(j) Adjusted basis as of 12/31/69	(k) Excess of col. (i) over col. (j), if any	
			32,164
			85,047
			-3,115
			11,778
			-9,700
			3
			14
			6
			-1



Form 990PF Part IV - Capital Gains and Losses for Tax on Investment Income - Columns a - d

List and describe the kind(s) of property sold (e.g., real estate, (a) 2-story brick warehouse; or common stock, 200 shs. MLC Co.)	(b) How acquired P—Purchase D—Donation	(c) Date acquired (mo., day, yr.)	(d) Date sold (mo., day, yr.)
331.85 FHLMC POOL G1-2311		2008-07-18	2019-02-01
1423.46 FG G03205 5.5% 01 JUL 2035		2012-04-20	2019-02-01
12511.88 FG G14725 2.5% 01 APR 2028		2016-10-06	2019-02-01
5348.41 FHLMC GOLD G08681 3.5% 12/01/45		2016-01-12	2019-02-01
1615.18 FG J03736 5.5% 01 NOV 2021		2007-04-11	2019-02-01
12667.65 FG E03091 3% 01 APR 2027		2016-10-17	2019-02-01
291.61 FG B14219 5% 01 MAY 2019		2005-03-08	2019-02-01
122.67 FG A13362 5.5% 01 NOV 2033		2005-03-08	2019-02-01
41.82 FG A18058 6% 01 JAN 2034		2004-02-24	2019-02-01
6701.19 FHLMC POOL #G6-0080		2015-07-09	2019-02-01

Form 990PF Part IV - Capital Gains and Losses for Tax on Investment Income - Columns e - h

(e) Gross sales price	(f) Depreciation allowed (or allowable)	(g) Cost or other basis plus expense of sale	(h) Gain or (loss) (e) plus (f) minus (g)
332		329	3
1,423		1,438	-15
12,512		12,783	-271
5,348		5,495	-147
1,615		1,615	
12,668		13,022	-354
292		292	
123		123	
42		42	
6,701		6,854	-153

Form 990PF Part IV - Capital Gains and Losses for Tax on Investment Income - Columns i - l

Complete only for assets showing gain in column (h) and owned by the foundation on 12/31/69			(l) Gains (Col. (h) gain minus col. (k), but not less than -0-) or Losses (from col.(h))
(i) F.M.V. as of 12/31/69	(j) Adjusted basis as of 12/31/69	(k) Excess of col. (i) over col. (j), if any	
			3
			-15
			-271
			-147
			-354
			-153

Form 990PF Part IV - Capital Gains and Losses for Tax on Investment Income - Columns a - d

List and describe the kind(s) of property sold (e.g., real estate, (a) 2-story brick warehouse; or common stock, 200 shs. MLC Co.)	(b) How acquired P—Purchase D—Donation	(c) Date acquired (mo., day, yr.)	(d) Date sold (mo., day, yr.)
2304.28 FEDERAL NAT'L MTGE ASSN POOL 255771		2007-04-10	2019-02-01
642.79 FEDERAL NAT'L MTGE ASSN POOL 257207		2008-06-12	2019-02-01
1059.54 FNMA POOL 555783 4.5% 10/01/33		2012-02-17	2019-02-01
9010.93 FN AH5613 3.5% 01 FEB 2026		2017-11-13	2019-02-01
16835.7 FN AJ1440 3.5% 01 SEP 2026		2018-05-01	2019-02-01
7346.54 FN AL9367 3.5% 01 NOV 2046		2017-05-15	2019-02-01
13288.3 FNMA POOL AR9194 3.0% 3/01/43		2018-05-25	2019-02-01
15532.86 FN AS9585 4% 01 MAY 2047		2018-12-18	2019-02-01
2676.87 FEDERAL NAT'L MTGE ASSN POOL 725424		2011-08-23	2019-02-01
1863.31 FEDERAL NAT'L MTGE ASSN POOL 725232		2011-06-02	2019-02-01

Form 990PF Part IV - Capital Gains and Losses for Tax on Investment Income - Columns e - h

(e) Gross sales price	(f) Depreciation allowed (or allowable)	(g) Cost or other basis plus expense of sale	(h) Gain or (loss) (e) plus (f) minus (g)
2,304		2,309	-5
643		643	
1,060		1,088	-28
9,011		9,240	-229
16,836		17,020	-184
7,347		7,535	-188
13,288		12,931	357
15,533		15,862	-329
2,677		2,669	8
1,863		1,917	-54

Form 990PF Part IV - Capital Gains and Losses for Tax on Investment Income - Columns i - l

Complete only for assets showing gain in column (h) and owned by the foundation on 12/31/69			(l) Gains (Col. (h) gain minus col. (k), but not less than -0-) or Losses (from col.(h))
(i) F.M.V. as of 12/31/69	(j) Adjusted basis as of 12/31/69	(k) Excess of col. (i) over col. (j), if any	
			-5
			-28
			-229
			-184
			-188
			357
			-329
			8
			-54

Form 990PF Part IV - Capital Gains and Losses for Tax on Investment Income - Columns a - d

List and describe the kind(s) of property sold (e.g., real estate, (a) 2-story brick warehouse; or common stock, 200 shs. MLC Co.)	(b) How acquired P—Purchase D—Donation	(c) Date acquired (mo., day, yr.)	(d) Date sold (mo., day, yr.)
1607.73 FEDERAL NAT'L MTGE ASSN POOL 725598		2007-04-10	2019-02-01
1287.94 FEDERAL NAT'L MTGE ASSN POOL 725866		2012-06-19	2019-02-01
56.78 FN 728925 6% 01 AUG 2033		2004-02-24	2019-02-01
1561.28 FEDERAL NAT'L MTGE ASSN POOL 745275		2012-11-26	2019-02-01
1808.33 FN 800664 5.5% 01 OCT 2034		2005-03-08	2019-02-01
9030.6 FN CA0853 3.5% 01 DEC 2047		2018-09-12	2019-02-01
360.56 FN 888300 FLT 01 FEB 2036		2007-08-27	2019-02-01
1275.12 FN 888482 4.5% 01 MAY 2035		2011-09-12	2019-02-01
79.6 FN 888622 FLT 01 JUL 2037		2007-08-22	2019-02-01
2870.51 FNMA POOL 0888628		2007-09-07	2019-02-01

Form 990PF Part IV - Capital Gains and Losses for Tax on Investment Income - Columns e - h

(e) Gross sales price	(f) Depreciation allowed (or allowable)	(g) Cost or other basis plus expense of sale	(h) Gain or (loss) (e) plus (f) minus (g)
1,608		1,590	18
1,288		1,322	-34
57		57	
1,561		1,611	-50
1,808		1,813	-5
9,031		8,974	57
361		359	2
1,275		1,310	-35
80		79	1
2,871		2,871	

Form 990PF Part IV - Capital Gains and Losses for Tax on Investment Income - Columns i - l

Complete only for assets showing gain in column (h) and owned by the foundation on 12/31/69			(l) Gains (Col. (h) gain minus col. (k), but not less than -0-) or Losses (from col.(h))
(i) F.M.V. as of 12/31/69	(j) Adjusted basis as of 12/31/69	(k) Excess of col. (i) over col. (j), if any	
			18
			-34
			-50
			-5
			57
			2
			-35
			1

Form 990PF Part IV - Capital Gains and Losses for Tax on Investment Income - Columns a - d

List and describe the kind(s) of property sold (e.g., real estate, (a) 2-story brick warehouse; or common stock, 200 shs. MLC Co.)	(b) How acquired P—Purchase D—Donation	(c) Date acquired (mo., day, yr.)	(d) Date sold (mo., day, yr.)
18250.44 FN 890789 3% 01 SEP 2032		2018-06-07	2019-02-01
10517.63 FN 922277 6% 01 DEC 2036		2007-03-07	2019-02-01
1158.7 FNMA POOL OMA0614		2012-07-05	2019-02-01
2406.84 FNMA POOL AE0216 4.0% 8/01/40		2015-12-15	2019-02-01
3005.96 FNMA POOL 0AE0478		2013-07-08	2019-02-01
323.36 JPMMT 2003-A1 2A1 VAR 25 OCT 2033		2007-08-15	2019-02-01
470000. SYNOVUS FINANCIAL CORP 3.125% 01 NOV 20		2017-10-26	2019-02-01
1000. CHEVRON CORP		2014-12-11	2019-02-11
1000. MSC INDUSTRIAL DIRECT CO INC		2018-02-26	2019-02-11
1500. NASDAQ INC		2018-04-02	2019-02-11

Form 990PF Part IV - Capital Gains and Losses for Tax on Investment Income - Columns e - h

(e) Gross sales price	(f) Depreciation allowed (or allowable)	(g) Cost or other basis plus expense of sale	(h) Gain or (loss) (e) plus (f) minus (g)
18,250		18,128	122
10,518		10,545	-27
1,159		1,198	-39
2,407		2,508	-101
3,006		3,085	-79
323		314	9
452,037		469,018	-16,981
117,038		105,700	11,338
82,813		89,446	-6,633
129,747		128,457	1,290

Form 990PF Part IV - Capital Gains and Losses for Tax on Investment Income - Columns i - l

Complete only for assets showing gain in column (h) and owned by the foundation on 12/31/69			(l) Gains (Col. (h) gain minus col. (k), but not less than -0-) or Losses (from col.(h))
(i) F.M.V. as of 12/31/69	(j) Adjusted basis as of 12/31/69	(k) Excess of col. (i) over col. (j), if any	
			122
			-27
			-39
			-101
			-79
			9
			-16,981
			11,338
			-6,633
			1,290

Form 990PF Part IV - Capital Gains and Losses for Tax on Investment Income - Columns a - d

List and describe the kind(s) of property sold (e.g., real estate, (a) 2-story brick warehouse; or common stock, 200 shs. MLC Co.)	(b) How acquired P—Purchase D—Donation	(c) Date acquired (mo., day, yr.)	(d) Date sold (mo., day, yr.)
1500. PPL CORP		2017-05-26	2019-02-11
1500. PPL CORP		2017-05-26	2019-02-11
7060. QUALCOMM INC		2018-12-12	2019-02-11
9060. QUALCOMM INC		2017-11-03	2019-02-11
1500. UNITED PARCEL SERVICE INC		2018-10-10	2019-02-11
1500. WASTE MGMT INC DEL COM		2012-01-04	2019-02-11
1500. EATON CORP PLC		2016-04-12	2019-02-11
630000. U S ETREASURY NOTE 2.25% 8/15/46		2018-08-15	2019-02-12
200000. U S ETREASURY NOTE 2.25% 8/15/46		2017-10-10	2019-02-12
285000. U S ETREASURY NOTE 2.25% 8/15/46		2018-08-15	2019-02-12

Form 990PF Part IV - Capital Gains and Losses for Tax on Investment Income - Columns e - h

(e) Gross sales price	(f) Depreciation allowed (or allowable)	(g) Cost or other basis plus expense of sale	(h) Gain or (loss) (e) plus (f) minus (g)
46,547		60,042	-13,495
46,547		60,042	-13,495
360,463		402,811	-42,348
462,577		496,110	-33,533
161,958		176,379	-14,421
145,903		48,650	97,253
113,041		85,428	27,613
538,970		538,316	654
171,102		175,203	-4,101
244,065		237,483	6,582

Form 990PF Part IV - Capital Gains and Losses for Tax on Investment Income - Columns i - l

Complete only for assets showing gain in column (h) and owned by the foundation on 12/31/69			(l) Gains (Col. (h) gain minus col. (k), but not less than -0-) or Losses (from col.(h))
(i) F.M.V. as of 12/31/69	(j) Adjusted basis as of 12/31/69	(k) Excess of col. (i) over col. (j), if any	
			-13,495
			-13,495
			-42,348
			-33,533
			-14,421
			97,253
			27,613
			654
			-4,101
			6,582

Form 990PF Part IV - Capital Gains and Losses for Tax on Investment Income - Columns a - d

List and describe the kind(s) of property sold (e.g., real estate, (a) 2-story brick warehouse; or common stock, 200 shs. MLC Co.)	(b) How acquired P—Purchase D—Donation	(c) Date acquired (mo., day, yr.)	(d) Date sold (mo., day, yr.)
705000. CAPITAL ONE FINANCIAL CO 2.5% 12 MAY		2017-05-10	2019-02-13
545000. U S ETREASURY NOTE 2.25% 8/15/46		2018-02-14	2019-02-13
6088.5 FHS 239 F30 FLT 15 AUG 2036		2011-09-07	2019-02-15
4999.57895 US TREASURY N/B 3% 15 FEB 2048		2018-08-29	2019-02-28
245000.42105 US TREASURY N/B 3% 15 FEB 2048		2018-08-29	2019-02-28
695000. BERKSHIRE HATHAWAY FIN 4.25% 15 JAN 2049		2019-01-04	2019-03-01
279.91 FG G01584 5% 01 AUG 2033		2008-09-18	2019-03-01
2233.67 FED'L HOME LOAN MTGE CORP GRP G11769		2010-10-05	2019-03-01
241.78 FG G02386 6% 01 NOV 2036		2007-06-13	2019-03-01
603.73 FHLMC POOL G1-1974		2008-05-30	2019-03-01

Form 990PF Part IV - Capital Gains and Losses for Tax on Investment Income - Columns e - h

(e) Gross sales price	(f) Depreciation allowed (or allowable)	(g) Cost or other basis plus expense of sale	(h) Gain or (loss) (e) plus (f) minus (g)
699,903		704,882	-4,979
466,422		452,781	13,641
6,089		6,077	12
4,915		4,974	-59
240,847		243,756	-2,909
705,515		689,143	16,372
280		277	3
2,234		2,221	13
242		238	4
604		604	

Form 990PF Part IV - Capital Gains and Losses for Tax on Investment Income - Columns i - l

Complete only for assets showing gain in column (h) and owned by the foundation on 12/31/69			(l) Gains (Col. (h) gain minus col. (k), but not less than -0-) or Losses (from col.(h))
(i) F.M.V. as of 12/31/69	(j) Adjusted basis as of 12/31/69	(k) Excess of col. (i) over col. (j), if any	
			-4,979
			13,641
			12
			-59
			-2,909
			16,372
			3
			13
			4

Form 990PF Part IV - Capital Gains and Losses for Tax on Investment Income - Columns a - d

List and describe the kind(s) of property sold (e.g., real estate, (a) 2-story brick warehouse; or common stock, 200 shs. MLC Co.)	(b) How acquired P—Purchase D—Donation	(c) Date acquired (mo., day, yr.)	(d) Date sold (mo., day, yr.)
760.39 FG G12009 5.5% 01 JUL 2020		2008-09-30	2019-03-01
335.57 FHLMC POOL G1-2311		2008-07-18	2019-03-01
1507.34 FG G03205 5.5% 01 JUL 2035		2012-04-20	2019-03-01
14101.14 FG G14725 2.5% 01 APR 2028		2016-10-06	2019-03-01
6201.04 FHLMC GOLD G08681 3.5% 12/01/45		2016-01-12	2019-03-01
1514.78 FG J03736 5.5% 01 NOV 2021		2007-04-11	2019-03-01
14847.39 FG E03091 3% 01 APR 2027		2016-10-17	2019-03-01
224.15 FG B14219 5% 01 MAY 2019		2005-03-08	2019-03-01
129.31 FG A13362 5.5% 01 NOV 2033		2005-03-08	2019-03-01
42.05 FG A18058 6% 01 JAN 2034		2004-02-24	2019-03-01

Form 990PF Part IV - Capital Gains and Losses for Tax on Investment Income - Columns e - h

(e) Gross sales price	(f) Depreciation allowed (or allowable)	(g) Cost or other basis plus expense of sale	(h) Gain or (loss) (e) plus (f) minus (g)
760		761	-1
336		333	3
1,507		1,521	-14
14,101		14,395	-294
6,201		6,369	-168
1,515		1,515	
14,847		15,243	-396
224		224	
129		130	-1
42		42	

Form 990PF Part IV - Capital Gains and Losses for Tax on Investment Income - Columns i - l

Complete only for assets showing gain in column (h) and owned by the foundation on 12/31/69			(l) Gains (Col. (h) gain minus col. (k), but not less than -0-) or Losses (from col.(h))
(i) F.M.V. as of 12/31/69	(j) Adjusted basis as of 12/31/69	(k) Excess of col. (i) over col. (j), if any	
			-1
			3
			-14
			-294
			-168
			-396
			-1

Form 990PF Part IV - Capital Gains and Losses for Tax on Investment Income - Columns a - d

List and describe the kind(s) of property sold (e.g., real estate, (a) 2-story brick warehouse; or common stock, 200 shs. MLC Co.)	(b) How acquired P—Purchase D—Donation	(c) Date acquired (mo., day, yr.)	(d) Date sold (mo., day, yr.)
8522.94 FHLMC POOL #G6-0080		2015-07-09	2019-03-01
943.82 FEDERAL NAT'L MTGE ASSN POOL 255771		2007-04-10	2019-03-01
495.83 FEDERAL NAT'L MTGE ASSN POOL 257207		2008-06-12	2019-03-01
831.43 FNMA POOL 555783 4.5% 10/01/33		2012-02-17	2019-03-01
8461.84 FN AH5613 3.5% 01 FEB 2026		2017-11-13	2019-03-01
8338.77 FN AJ1440 3.5% 01 SEP 2026		2018-05-01	2019-03-01
8654.27 FN AL9367 3.5% 01 NOV 2046		2017-05-15	2019-03-01
8543.75 FNMA POOL AR9194 3.0% 3/01/43		2018-05-25	2019-03-01
13440.53 FN AS9585 4% 01 MAY 2047		2018-12-18	2019-03-01
2162.23 FEDERAL NAT'L MTGE ASSN POOL 725424		2011-08-23	2019-03-01

Form 990PF Part IV - Capital Gains and Losses for Tax on Investment Income - Columns e - h

(e) Gross sales price	(f) Depreciation allowed (or allowable)	(g) Cost or other basis plus expense of sale	(h) Gain or (loss) (e) plus (f) minus (g)
8,523		8,713	-190
944		946	-2
496		496	
831		853	-22
8,462		8,666	-204
8,339		8,425	-86
8,654		8,872	-218
8,544		8,314	230
13,441		13,714	-273
2,162		2,155	7

Form 990PF Part IV - Capital Gains and Losses for Tax on Investment Income - Columns i - l

Complete only for assets showing gain in column (h) and owned by the foundation on 12/31/69			(l) Gains (Col. (h) gain minus col. (k), but not less than -0-) or Losses (from col.(h))
(i) F.M.V. as of 12/31/69	(j) Adjusted basis as of 12/31/69	(k) Excess of col. (i) over col. (j), if any	
			-190
			-2
			-22
			-204
			-86
			-218
			230
			-273
			7



Form 990PF Part IV - Capital Gains and Losses for Tax on Investment Income - Columns a - d

List and describe the kind(s) of property sold (e.g., real estate, (a) 2-story brick warehouse; or common stock, 200 shs. MLC Co.)	(b) How acquired P—Purchase D—Donation	(c) Date acquired (mo., day, yr.)	(d) Date sold (mo., day, yr.)
1748.67 FEDERAL NAT'L MTGE ASSN POOL 725232		2011-06-02	2019-03-01
1099.91 FEDERAL NAT'L MTGE ASSN POOL 725598		2007-04-10	2019-03-01
1501.87 FEDERAL NAT'L MTGE ASSN POOL 725866		2012-06-19	2019-03-01
57.1 FN 728925 6% 01 AUG 2033		2004-02-24	2019-03-01
1323.6 FEDERAL NAT'L MTGE ASSN POOL 745275		2012-11-26	2019-03-01
215.94 FN 800664 5.5% 01 OCT 2034		2005-03-08	2019-03-01
5393.54 FN CA0853 3.5% 01 DEC 2047		2018-09-12	2019-03-01
996.5 FN 888300 FLT 01 FEB 2036		2007-08-27	2019-03-01
885.49 FN 888482 4.5% 01 MAY 2035		2011-09-12	2019-03-01
76.61 FN 888622 FLT 01 JUL 2037		2007-08-22	2019-03-01

Form 990PF Part IV - Capital Gains and Losses for Tax on Investment Income - Columns e - h

(e) Gross sales price	(f) Depreciation allowed (or allowable)	(g) Cost or other basis plus expense of sale	(h) Gain or (loss) (e) plus (f) minus (g)
1,749		1,794	-45
1,100		1,088	12
1,502		1,540	-38
57		58	-1
1,324		1,363	-39
216		216	
5,394		5,360	34
997		992	5
885		909	-24
77		76	1

Form 990PF Part IV - Capital Gains and Losses for Tax on Investment Income - Columns i - l

Complete only for assets showing gain in column (h) and owned by the foundation on 12/31/69			(l) Gains (Col. (h) gain minus col. (k), but not less than -0-) or Losses (from col.(h))
(i) F.M.V. as of 12/31/69	(j) Adjusted basis as of 12/31/69	(k) Excess of col. (i) over col. (j), if any	
			-45
			12
			-38
			-1
			-39
			34
			5
			-24
			1

Form 990PF Part IV - Capital Gains and Losses for Tax on Investment Income - Columns a - d

List and describe the kind(s) of property sold (e.g., real estate, (a) 2-story brick warehouse; or common stock, 200 shs. MLC Co.)	(b) How acquired P—Purchase D—Donation	(c) Date acquired (mo., day, yr.)	(d) Date sold (mo., day, yr.)
142.18 FNMA POOL 0888628		2007-09-07	2019-03-01
16177.69 FN 890789 3% 01 SEP 2032		2018-06-07	2019-03-01
355.14 FN 922277 6% 01 DEC 2036		2007-03-07	2019-03-01
1707.17 FNMA POOL 0MA0614		2012-07-05	2019-03-01
3621.16 FNMA POOL AE0216 4.0% 8/01/40		2015-12-15	2019-03-01
2255.01 FNMA POOL 0AE0478		2013-07-08	2019-03-01
324.72 JPMMT 2003-A1 2A1 VAR 25 OCT 2033		2007-08-15	2019-03-01
2601.46 FHS 239 F30 FLT 15 AUG 2036		2011-09-07	2019-03-15
535000. US TREASURY N/B 3% 15 FEB 2048		2018-08-30	2019-03-21
371.9 FG G01584 5% 01 AUG 2033		2008-09-18	2019-04-01

Form 990PF Part IV - Capital Gains and Losses for Tax on Investment Income - Columns e - h

(e) Gross sales price	(f) Depreciation allowed (or allowable)	(g) Cost or other basis plus expense of sale	(h) Gain or (loss) (e) plus (f) minus (g)
142		142	
16,178		16,069	109
355		356	-1
1,707		1,764	-57
3,621		3,768	-147
2,255		2,313	-58
325		315	10
2,601		2,597	4
538,908		531,911	6,997
372		368	4

Form 990PF Part IV - Capital Gains and Losses for Tax on Investment Income - Columns i - l

Complete only for assets showing gain in column (h) and owned by the foundation on 12/31/69			(l) Gains (Col. (h) gain minus col. (k), but not less than -0-) or Losses (from col.(h))
(i) F.M.V. as of 12/31/69	(j) Adjusted basis as of 12/31/69	(k) Excess of col. (i) over col. (j), if any	
			109
			-1
			-57
			-147
			-58
			10
			4
			6,997
			4

Form 990PF Part IV - Capital Gains and Losses for Tax on Investment Income - Columns a - d

List and describe the kind(s) of property sold (e.g., real estate, (a) 2-story brick warehouse; or common stock, 200 shs. MLC Co.)	(b) How acquired P—Purchase D—Donation	(c) Date acquired (mo., day, yr.)	(d) Date sold (mo., day, yr.)
2026.48 FED'L HOME LOAN MTGE CORP GRP G11769		2010-10-05	2019-04-01
1075.69 FG G02386 6% 01 NOV 2036		2007-06-13	2019-04-01
620.5 FHLMC POOL G1-1974		2008-05-30	2019-04-01
644.44 FG G12009 5.5% 01 JUL 2020		2008-09-30	2019-04-01
281.59 FHLMC POOL G1-2311		2008-07-18	2019-04-01
2005.4 FG G03205 5.5% 01 JUL 2035		2012-04-20	2019-04-01
13594.67 FG G14725 2.5% 01 APR 2028		2016-10-06	2019-04-01
7099.25 FHLMC GOLD G08681 3.5% 12/01/45		2016-01-12	2019-04-01
1357.01 FG J03736 5.5% 01 NOV 2021		2007-04-11	2019-04-01
17869.12 FG E03091 3% 01 APR 2027		2016-10-17	2019-04-01

Form 990PF Part IV - Capital Gains and Losses for Tax on Investment Income - Columns e - h

(e) Gross sales price	(f) Depreciation allowed (or allowable)	(g) Cost or other basis plus expense of sale	(h) Gain or (loss) (e) plus (f) minus (g)
2,026		2,014	12
1,076		1,059	17
621		621	
644		645	-1
282		279	3
2,005		2,022	-17
13,595		13,872	-277
7,099		7,286	-187
1,357		1,357	
17,869		18,334	-465

Form 990PF Part IV - Capital Gains and Losses for Tax on Investment Income - Columns i - l

Complete only for assets showing gain in column (h) and owned by the foundation on 12/31/69			(l) Gains (Col. (h) gain minus col. (k), but not less than -0-) or Losses (from col.(h))
(i) F.M.V. as of 12/31/69	(j) Adjusted basis as of 12/31/69	(k) Excess of col. (i) over col. (j), if any	
			12
			17
			-1
			3
			-17
			-277
			-187
			-465

Form 990PF Part IV - Capital Gains and Losses for Tax on Investment Income - Columns a - d

List and describe the kind(s) of property sold (e.g., real estate, (a) 2-story brick warehouse; or common stock, 200 shs. MLC Co.)	(b) How acquired P—Purchase D—Donation	(c) Date acquired (mo., day, yr.)	(d) Date sold (mo., day, yr.)
225.26 FG B14219 5% 01 MAY 2019		2005-03-08	2019-04-01
141.04 FG A13362 5.5% 01 NOV 2033		2005-03-08	2019-04-01
42.28 FG A18058 6% 01 JAN 2034		2004-02-24	2019-04-01
11468.87 FHLMC POOL #G6-0080		2015-07-09	2019-04-01
14338.41 FEDERAL NAT'L MTGE ASSN POOL 255771		2007-04-10	2019-04-01
57.44 FEDERAL NAT'L MTGE ASSN POOL 257207		2008-06-12	2019-04-01
1080.45 FNMA POOL 555783 4.5% 10/01/33		2012-02-17	2019-04-01
9993.64 FN AH5613 3.5% 01 FEB 2026		2017-11-13	2019-04-01
9735.78 FN AJ1440 3.5% 01 SEP 2026		2018-05-01	2019-04-01
15507.63 FN AL9367 3.5% 01 NOV 2046		2017-05-15	2019-04-01

Form 990PF Part IV - Capital Gains and Losses for Tax on Investment Income - Columns e - h

(e) Gross sales price	(f) Depreciation allowed (or allowable)	(g) Cost or other basis plus expense of sale	(h) Gain or (loss) (e) plus (f) minus (g)
225		225	
141		141	
42		43	-1
11,469		11,717	-248
14,338		14,366	-28
57		57	
1,080		1,108	-28
9,994		10,228	-234
9,736		9,834	-98
15,508		15,895	-387

Form 990PF Part IV - Capital Gains and Losses for Tax on Investment Income - Columns i - l

Complete only for assets showing gain in column (h) and owned by the foundation on 12/31/69			(l) Gains (Col. (h) gain minus col. (k), but not less than -0-) or Losses (from col.(h))
(i) F.M.V. as of 12/31/69	(j) Adjusted basis as of 12/31/69	(k) Excess of col. (i) over col. (j), if any	
			-1
			-248
			-28
			-28
			-234
			-98
			-387

Form 990PF Part IV - Capital Gains and Losses for Tax on Investment Income - Columns a - d

List and describe the kind(s) of property sold (e.g., real estate, (a) 2-story brick warehouse; or common stock, 200 shs. MLC Co.)	(b) How acquired P—Purchase D—Donation	(c) Date acquired (mo., day, yr.)	(d) Date sold (mo., day, yr.)
10709.6 FNMA POOL AR9194 3.0% 3/01/43		2018-05-25	2019-04-01
10788.44 FN AS9585 4% 01 MAY 2047		2018-12-18	2019-04-01
2622.98 FEDERAL NAT'L MTGE ASSN POOL 725424		2011-08-23	2019-04-01
2045.94 FEDERAL NAT'L MTGE ASSN POOL 725232		2011-06-02	2019-04-01
1600.8 FEDERAL NAT'L MTGE ASSN POOL 725598		2007-04-10	2019-04-01
1611.44 FEDERAL NAT'L MTGE ASSN POOL 725866		2012-06-19	2019-04-01
57.39 FN 728925 6% 01 AUG 2033		2004-02-24	2019-04-01
1643.7 FEDERAL NAT'L MTGE ASSN POOL 745275		2012-11-26	2019-04-01
220.1 FN 800664 5.5% 01 OCT 2034		2005-03-08	2019-04-01
11172.03 FN CA0853 3.5% 01 DEC 2047		2018-09-12	2019-04-01

Form 990PF Part IV - Capital Gains and Losses for Tax on Investment Income - Columns e - h

(e) Gross sales price	(f) Depreciation allowed (or allowable)	(g) Cost or other basis plus expense of sale	(h) Gain or (loss) (e) plus (f) minus (g)
10,710		10,422	288
10,788		11,005	-217
2,623		2,614	9
2,046		2,099	-53
1,601		1,584	17
1,611		1,652	-41
57		58	-1
1,644		1,693	-49
220		221	-1
11,172		11,102	70

Form 990PF Part IV - Capital Gains and Losses for Tax on Investment Income - Columns i - l

Complete only for assets showing gain in column (h) and owned by the foundation on 12/31/69			(l) Gains (Col. (h) gain minus col. (k), but not less than -0-) or Losses (from col.(h))
(i) F.M.V. as of 12/31/69	(j) Adjusted basis as of 12/31/69	(k) Excess of col. (i) over col. (j), if any	
			288
			-217
			9
			-53
			17
			-41
			-1
			-49
			-1
			70

Form 990PF Part IV - Capital Gains and Losses for Tax on Investment Income - Columns a - d

List and describe the kind(s) of property sold (e.g., real estate, (a) 2-story brick warehouse; or common stock, 200 shs. MLC Co.)	(b) How acquired P—Purchase D—Donation	(c) Date acquired (mo., day, yr.)	(d) Date sold (mo., day, yr.)
213.29 FN 888300 FLT 01 FEB 2036		2007-08-27	2019-04-01
1079.89 FN 888482 4.5% 01 MAY 2035		2011-09-12	2019-04-01
73.15 FN 888622 FLT 01 JUL 2037		2007-08-22	2019-04-01
144.77 FNMA POOL 0888628		2007-09-07	2019-04-01
21517.46 FN 890789 3% 01 SEP 2032		2018-06-07	2019-04-01
355.92 FN 922277 6% 01 DEC 2036		2007-03-07	2019-04-01
1232.61 FNMA POOL OMA0614		2012-07-05	2019-04-01
4133.43 FNMA POOL AE0216 4.0% 8/01/40		2015-12-15	2019-04-01
2807.3 FNMA POOL OAE0478		2013-07-08	2019-04-01
1970. AIR PRODUCTS & CHEMICALS INC		2018-02-26	2019-04-02

Form 990PF Part IV - Capital Gains and Losses for Tax on Investment Income - Columns e - h

(e) Gross sales price	(f) Depreciation allowed (or allowable)	(g) Cost or other basis plus expense of sale	(h) Gain or (loss) (e) plus (f) minus (g)
213		212	1
1,080		1,108	-28
73		73	
145		145	
21,517		21,373	144
356		357	-1
1,233		1,273	-40
4,133		4,299	-166
2,807		2,879	-72
373,170		326,096	47,074

Form 990PF Part IV - Capital Gains and Losses for Tax on Investment Income - Columns i - l

Complete only for assets showing gain in column (h) and owned by the foundation on 12/31/69			(l) Gains (Col. (h) gain minus col. (k), but not less than -0-) or Losses (from col.(h))
(i) F.M.V. as of 12/31/69	(j) Adjusted basis as of 12/31/69	(k) Excess of col. (i) over col. (j), if any	
			1
			-28
			144
			-1
			-40
			-166
			-72
			47,074

Form 990PF Part IV - Capital Gains and Losses for Tax on Investment Income - Columns a - d

List and describe the kind(s) of property sold (e.g., real estate, (a) 2-story brick warehouse; or common stock, 200 shs. MLC Co.)	(b) How acquired P—Purchase D—Donation	(c) Date acquired (mo., day, yr.)	(d) Date sold (mo., day, yr.)
3000. COMCAST CORP		2018-10-10	2019-04-02
720. DOMINION ENERGY INC		2017-12-05	2019-04-02
1280. DOMINION ENERGY INC		2018-01-23	2019-04-02
3280. EXXON MOBIL CORP		2016-12-20	2019-04-02
2000. HELMERICH & PAYNE INC		2018-02-26	2019-04-02
8250. KRAFT HEINZ CO		2018-12-12	2019-04-02
36610. KRAFT HEINZ CO		2018-02-26	2019-04-02
2000. MERCK & CO INC		2017-11-03	2019-04-02
2310. MICROSOFT CORP COM		2016-06-09	2019-04-02
1700. ONEOK INC NEW		2018-01-23	2019-04-02

Form 990PF Part IV - Capital Gains and Losses for Tax on Investment Income - Columns e - h

(e) Gross sales price	(f) Depreciation allowed (or allowable)	(g) Cost or other basis plus expense of sale	(h) Gain or (loss) (e) plus (f) minus (g)
119,848		105,972	13,876
55,000		59,976	-4,976
97,778		97,088	690
266,431		292,740	-26,309
114,036		133,463	-19,427
265,897		446,108	-180,211
1,179,936		2,350,669	-1,170,733
166,379		112,240	54,139
275,464		119,588	155,876
119,401		96,245	23,156

Form 990PF Part IV - Capital Gains and Losses for Tax on Investment Income - Columns i - l

Complete only for assets showing gain in column (h) and owned by the foundation on 12/31/69			(l) Gains (Col. (h) gain minus col. (k), but not less than -0-) or Losses (from col.(h))
(i) F.M.V. as of 12/31/69	(j) Adjusted basis as of 12/31/69	(k) Excess of col. (i) over col. (j), if any	
			13,876
			-4,976
			690
			-26,309
			-19,427
			-180,211
			-1,170,733
			54,139
			155,876
			23,156

Form 990PF Part IV - Capital Gains and Losses for Tax on Investment Income - Columns a - d

List and describe the kind(s) of property sold (e.g., real estate, (a) 2-story brick warehouse; or common stock, 200 shs. MLC Co.)	(b) How acquired P—Purchase D—Donation	(c) Date acquired (mo., day, yr.)	(d) Date sold (mo., day, yr.)
2000. PROCTER & GAMBLE CO		2018-01-23	2019-04-02
3620. PRUDENTIAL FINANCIAL INC COM		2018-12-12	2019-04-02
20080. PRUDENTIAL FINANCIAL INC COM		2012-08-27	2019-04-02
1000. SCHLUMBERGER LTD		2015-07-14	2019-04-02
2000. VERIZON COMMUNICATIONS COM		2017-05-26	2019-04-02
1000. WASTE MGMT INC DEL COM		2011-11-09	2019-04-02
2000. EATON CORP PLC		2016-04-12	2019-04-02
12723. DOW INC		2019-01-16	2019-04-05
3129.44 FHS 239 F30 FLT 15 AUG 2036		2011-09-07	2019-04-15
.3333 DOW INC		2019-01-16	2019-04-16

Form 990PF Part IV - Capital Gains and Losses for Tax on Investment Income - Columns e - h

(e) Gross sales price	(f) Depreciation allowed (or allowable)	(g) Cost or other basis plus expense of sale	(h) Gain or (loss) (e) plus (f) minus (g)
206,588		178,100	28,488
346,383		301,396	44,987
1,921,374		1,092,866	828,508
44,892		85,791	-40,899
117,121		90,894	26,227
103,502		31,081	72,421
164,582		112,485	52,097
727,044		692,228	34,816
3,129		3,124	5
19		18	1

Form 990PF Part IV - Capital Gains and Losses for Tax on Investment Income - Columns i - l

Complete only for assets showing gain in column (h) and owned by the foundation on 12/31/69			(l) Gains (Col. (h) gain minus col. (k), but not less than -0-) or Losses (from col.(h))
(i) F.M.V. as of 12/31/69	(j) Adjusted basis as of 12/31/69	(k) Excess of col. (i) over col. (j), if any	
			28,488
			44,987
			828,508
			-40,899
			26,227
			72,421
			52,097
			34,816
			5
			1



Form 990PF Part IV - Capital Gains and Losses for Tax on Investment Income - Columns a - d

List and describe the kind(s) of property sold (e.g., real estate, (a) 2-story brick warehouse; or common stock, 200 shs. MLC Co.)	(b) How acquired P—Purchase D—Donation	(c) Date acquired (mo., day, yr.)	(d) Date sold (mo., day, yr.)
725000. WELLS FARGO & COMPANY 4.65% 04 NOV 2044		2015-07-06	2019-04-22
675000. AIR LEASE CORP 2.125% 15 JAN 2020		2018-03-12	2019-04-24
326.07 JPMMT 2003-A1 2A1 VAR 25 OCT 2033		2007-08-15	2019-04-25
297000. CISCO SYSTEMS INC 2.5% 20 SEP 2026		2016-09-14	2019-04-30
403000. CISCO SYSTEMS INC 2.5% 20 SEP 2026		2016-09-13	2019-04-30
354.26 FG G01584 5% 01 AUG 2033		2008-09-18	2019-05-01
2032.01 FED'L HOME LOAN MTGE CORP GRP G11769		2010-10-05	2019-05-01
682.14 FG G02386 6% 01 NOV 2036		2007-06-13	2019-05-01
621.24 FHLMC POOL G1-1974		2008-05-30	2019-05-01
621.16 FG G12009 5.5% 01 JUL 2020		2008-09-30	2019-05-01

Form 990PF Part IV - Capital Gains and Losses for Tax on Investment Income - Columns e - h

(e) Gross sales price	(f) Depreciation allowed (or allowable)	(g) Cost or other basis plus expense of sale	(h) Gain or (loss) (e) plus (f) minus (g)
745,605		722,842	22,763
671,456		670,756	700
326		317	9
288,473		297,449	-8,976
391,430		402,645	-11,215
354		351	3
2,032		2,019	13
682		671	11
621		622	-1
621		621	

Form 990PF Part IV - Capital Gains and Losses for Tax on Investment Income - Columns i - l

Complete only for assets showing gain in column (h) and owned by the foundation on 12/31/69			(l) Gains (Col. (h) gain minus col. (k), but not less than -0-) or Losses (from col.(h))
(i) F.M.V. as of 12/31/69	(j) Adjusted basis as of 12/31/69	(k) Excess of col. (i) over col. (j), if any	
			22,763
			700
			9
			-8,976
			-11,215
			3
			13
			11
			-1

Form 990PF Part IV - Capital Gains and Losses for Tax on Investment Income - Columns a - d

List and describe the kind(s) of property sold (e.g., real estate, (a) 2-story brick warehouse; or common stock, 200 shs. MLC Co.)	(b) How acquired P—Purchase D—Donation	(c) Date acquired (mo., day, yr.)	(d) Date sold (mo., day, yr.)
233.14 FHLMC POOL G1-2311		2008-07-18	2019-05-01
2912.31 FG G03205 5.5% 01 JUL 2035		2012-04-20	2019-05-01
13587.19 FG G14725 2.5% 01 APR 2028		2016-10-06	2019-05-01
8360.2 FHLMC GOLD G08681 3.5% 12/01/45		2016-01-12	2019-05-01
1379.48 FG J03736 5.5% 01 NOV 2021		2007-04-11	2019-05-01
21334.66 FG E03091 3% 01 APR 2027		2016-10-17	2019-05-01
126.6 FG B14219 5% 01 MAY 2019		2005-03-08	2019-05-01
122.48 FG A13362 5.5% 01 NOV 2033		2005-03-08	2019-05-01
42.51 FG A18058 6% 01 JAN 2034		2004-02-24	2019-05-01
10446.66 FHLMC POOL #G6-0080		2015-07-09	2019-05-01

Form 990PF Part IV - Capital Gains and Losses for Tax on Investment Income - Columns e - h

(e) Gross sales price	(f) Depreciation allowed (or allowable)	(g) Cost or other basis plus expense of sale	(h) Gain or (loss) (e) plus (f) minus (g)
233		231	2
2,912		2,936	-24
13,587		13,857	-270
8,360		8,579	-219
1,379		1,380	-1
21,335		21,880	-545
127		127	
122		123	-1
43		43	
10,447		10,671	-224

Form 990PF Part IV - Capital Gains and Losses for Tax on Investment Income - Columns i - l

Complete only for assets showing gain in column (h) and owned by the foundation on 12/31/69			(l) Gains (Col. (h) gain minus col. (k), but not less than -0-) or Losses (from col.(h))
(i) F.M.V. as of 12/31/69	(j) Adjusted basis as of 12/31/69	(k) Excess of col. (i) over col. (j), if any	
			2
			-24
			-270
			-219
			-1
			-545
			-1
			-224

Form 990PF Part IV - Capital Gains and Losses for Tax on Investment Income - Columns a - d

List and describe the kind(s) of property sold (e.g., real estate, (a) 2-story brick warehouse; or common stock, 200 shs. MLC Co.)	(b) How acquired P—Purchase D—Donation	(c) Date acquired (mo., day, yr.)	(d) Date sold (mo., day, yr.)
886.25 FEDERAL NAT'L MTGE ASSN POOL 255771		2007-04-10	2019-05-01
56.8 FEDERAL NAT'L MTGE ASSN POOL 257207		2008-06-12	2019-05-01
1342.72 FNMA POOL 555783 4.5% 10/01/33		2012-02-17	2019-05-01
8792.44 FN AH5613 3.5% 01 FEB 2026		2017-11-13	2019-05-01
13785.81 FN AJ1440 3.5% 01 SEP 2026		2018-05-01	2019-05-01
13815.47 FN AL9367 3.5% 01 NOV 2046		2017-05-15	2019-05-01
19930.91 FNMA POOL AR9194 3.0% 3/01/43		2018-05-25	2019-05-01
14414.5 FN AS9585 4% 01 MAY 2047		2018-12-18	2019-05-01
2313.3 FEDERAL NAT'L MTGE ASSN POOL 725424		2011-08-23	2019-05-01
1884.69 FEDERAL NAT'L MTGE ASSN POOL 725232		2011-06-02	2019-05-01

Form 990PF Part IV - Capital Gains and Losses for Tax on Investment Income - Columns e - h

(e) Gross sales price	(f) Depreciation allowed (or allowable)	(g) Cost or other basis plus expense of sale	(h) Gain or (loss) (e) plus (f) minus (g)
886		888	-2
57		57	
1,343		1,376	-33
8,792		8,992	-200
13,786		13,921	-135
13,815		14,151	-336
19,931		19,395	536
14,415		14,694	-279
2,313		2,305	8
1,885		1,931	-46

Form 990PF Part IV - Capital Gains and Losses for Tax on Investment Income - Columns i - l

Complete only for assets showing gain in column (h) and owned by the foundation on 12/31/69			(l) Gains (Col. (h) gain minus col. (k), but not less than -0-) or Losses (from col.(h))
(i) F.M.V. as of 12/31/69	(j) Adjusted basis as of 12/31/69	(k) Excess of col. (i) over col. (j), if any	
			-2
			-33
			-200
			-135
			-336
			536
			-279
			8
			-46

Form 990PF Part IV - Capital Gains and Losses for Tax on Investment Income - Columns a - d

List and describe the kind(s) of property sold (e.g., real estate, (a) 2-story brick warehouse; or common stock, 200 shs. MLC Co.)	(b) How acquired P—Purchase D—Donation	(c) Date acquired (mo., day, yr.)	(d) Date sold (mo., day, yr.)
1511.86 FEDERAL NAT'L MTGE ASSN POOL 725598		2007-04-10	2019-05-01
2807.87 FEDERAL NAT'L MTGE ASSN POOL 725866		2012-06-19	2019-05-01
59.64 FN 728925 6% 01 AUG 2033		2004-02-24	2019-05-01
1841.63 FEDERAL NAT'L MTGE ASSN POOL 745275		2012-11-26	2019-05-01
215.39 FN 800664 5.5% 01 OCT 2034		2005-03-08	2019-05-01
12734.28 FN CA0853 3.5% 01 DEC 2047		2018-09-12	2019-05-01
213.15 FN 888300 FLT 01 FEB 2036		2007-08-27	2019-05-01
1020.22 FN 888482 4.5% 01 MAY 2035		2011-09-12	2019-05-01
2203.43 FN 888622 FLT 01 JUL 2037		2007-08-22	2019-05-01
150.31 FNMA POOL 0888628		2007-09-07	2019-05-01

Form 990PF Part IV - Capital Gains and Losses for Tax on Investment Income - Columns e - h

(e) Gross sales price	(f) Depreciation allowed (or allowable)	(g) Cost or other basis plus expense of sale	(h) Gain or (loss) (e) plus (f) minus (g)
1,512		1,496	16
2,808		2,876	-68
60		60	
1,842		1,894	-52
215		216	-1
12,734		12,655	79
213		212	1
1,020		1,046	-26
2,203		2,188	15
150		150	

Form 990PF Part IV - Capital Gains and Losses for Tax on Investment Income - Columns i - l

Complete only for assets showing gain in column (h) and owned by the foundation on 12/31/69			(l) Gains (Col. (h) gain minus col. (k), but not less than -0-) or Losses (from col.(h))
(i) F.M.V. as of 12/31/69	(j) Adjusted basis as of 12/31/69	(k) Excess of col. (i) over col. (j), if any	
			16
			-68
			-52
			-1
			79
			1
			-26
			15

Form 990PF Part IV - Capital Gains and Losses for Tax on Investment Income - Columns a - d

List and describe the kind(s) of property sold (e.g., real estate, (a) 2-story brick warehouse; or common stock, 200 shs. MLC Co.)	(b) How acquired P—Purchase D—Donation	(c) Date acquired (mo., day, yr.)	(d) Date sold (mo., day, yr.)
21689.48 FN 890789 3% 01 SEP 2032		2018-06-07	2019-05-01
358.01 FN 922277 6% 01 DEC 2036		2007-03-07	2019-05-01
1093.52 FNMA POOL 0MA0614		2012-07-05	2019-05-01
4158.37 FNMA POOL AE0216 4.0% 8/01/40		2015-12-15	2019-05-01
3461.27 FNMA POOL 0AE0478		2013-07-08	2019-05-01
327.44 JPMMT 2003-A1 2A1 VAR 25 OCT 2033		2007-08-15	2019-05-01
270000. BRISTOL-MYERS SQUIBB CO 3.4% 26 JUL 2029		2019-05-07	2019-05-08
4652.7 FHS 239 F30 FLT 15 AUG 2036		2011-09-07	2019-05-15
255000. BANK OF AMERICA CORP 3.559% 23 APR 2027		2019-04-17	2019-05-16
675000. BANK OF NOVA SCOTIA 1.85% 14 APR 2020		2018-04-17	2019-05-16

Form 990PF Part IV - Capital Gains and Losses for Tax on Investment Income - Columns e - h

(e) Gross sales price	(f) Depreciation allowed (or allowable)	(g) Cost or other basis plus expense of sale	(h) Gain or (loss) (e) plus (f) minus (g)
21,689		21,544	145
358		359	-1
1,094		1,128	-34
4,158		4,321	-163
3,461		3,547	-86
327		318	9
268,553		267,773	780
4,653		4,644	9
257,369		255,000	2,369
670,896		669,191	1,705

Form 990PF Part IV - Capital Gains and Losses for Tax on Investment Income - Columns i - l

Complete only for assets showing gain in column (h) and owned by the foundation on 12/31/69			(l) Gains (Col. (h) gain minus col. (k), but not less than -0-) or Losses (from col.(h))
(i) F.M.V. as of 12/31/69	(j) Adjusted basis as of 12/31/69	(k) Excess of col. (i) over col. (j), if any	
			145
			-1
			-34
			-163
			-86
			9
			780
			9
			2,369
			1,705

Form 990PF Part IV - Capital Gains and Losses for Tax on Investment Income - Columns a - d

List and describe the kind(s) of property sold (e.g., real estate, (a) 2-story brick warehouse; or common stock, 200 shs. MLC Co.)	(b) How acquired P—Purchase D—Donation	(c) Date acquired (mo., day, yr.)	(d) Date sold (mo., day, yr.)
1320. AIR PRODUCTS & CHEMICALS INC		2018-02-26	2019-06-06
3500. COCA-COLA CO/THE		2018-01-23	2019-06-06
19913. CORTEVA INC		2019-04-05	2019-06-06
2720. GALLAGHER ARTHUR J & CO		2006-02-16	2019-06-06
3500. HASBRO INC		2017-12-05	2019-06-06
920. LOCKHEED MARTIN CORP COM		2016-12-14	2019-06-06
2500. METLIFE INC COM		2018-02-18	2019-06-06
1000. NASDAQ INC		2018-04-02	2019-06-06
900. NEXTERA ENERGY INC		2012-01-04	2019-06-06
1460. PEPSICO INC COM		2018-02-26	2019-06-06

Form 990PF Part IV - Capital Gains and Losses for Tax on Investment Income - Columns e - h

(e) Gross sales price	(f) Depreciation allowed (or allowable)	(g) Cost or other basis plus expense of sale	(h) Gain or (loss) (e) plus (f) minus (g)
289,303		218,501	70,802
179,056		160,911	18,145
530,242		682,147	-151,905
236,715		80,836	155,879
362,918		316,684	46,234
324,275		234,250	90,025
120,417		126,501	-6,084
95,598		85,638	9,960
184,329		53,013	131,316
192,242		117,853	74,389

Form 990PF Part IV - Capital Gains and Losses for Tax on Investment Income - Columns i - l

Complete only for assets showing gain in column (h) and owned by the foundation on 12/31/69			(l) Gains (Col. (h) gain minus col. (k), but not less than -0-) or Losses (from col.(h))
(i) F.M.V. as of 12/31/69	(j) Adjusted basis as of 12/31/69	(k) Excess of col. (i) over col. (j), if any	
			70,802
			18,145
			-151,905
			155,879
			46,234
			90,025
			-6,084
			9,960
			131,316
			74,389

Form 990PF Part IV - Capital Gains and Losses for Tax on Investment Income - Columns a - d

List and describe the kind(s) of property sold (e.g., real estate, (a) 2-story brick warehouse; or common stock, 200 shs. MLC Co.)	(b) How acquired P—Purchase D—Donation	(c) Date acquired (mo., day, yr.)	(d) Date sold (mo., day, yr.)
4130. QUALCOMM INC		2017-11-03	2019-06-06
2170. WASTE MGMT INC DEL COM		2011-11-09	2019-06-06
2000. CHUBB LIMITED COM		2017-12-05	2019-06-06
300000. CITIGROUP INC 2.65% 10/26/20		2015-10-19	2019-06-11
254.97 FG G01584 5% 01 AUG 2033		2008-09-18	2019-06-17
1826.19 FED'L HOME LOAN MTGE CORP GRP G11769		2010-10-05	2019-06-17
2459.55 FHS 239 F30 FLT 15 AUG 2036		2011-09-07	2019-06-17
874.6 FG G02386 6% 01 NOV 2036		2007-06-13	2019-06-17
617.24 FHLMC POOL G1-1974		2008-05-30	2019-06-17
542.56 FG G12009 5.5% 01 JUL 2020		2008-09-30	2019-06-17

Form 990PF Part IV - Capital Gains and Losses for Tax on Investment Income - Columns e - h

(e) Gross sales price	(f) Depreciation allowed (or allowable)	(g) Cost or other basis plus expense of sale	(h) Gain or (loss) (e) plus (f) minus (g)
275,245		226,152	49,093
244,669		65,819	178,850
297,233		237,756	59,477
300,363		299,664	699
255		252	3
1,826		1,815	11
2,460		2,455	5
875		861	14
617		618	-1
543		543	

Form 990PF Part IV - Capital Gains and Losses for Tax on Investment Income - Columns i - l

Complete only for assets showing gain in column (h) and owned by the foundation on 12/31/69			(l) Gains (Col. (h) gain minus col. (k), but not less than -0-) or Losses (from col.(h))
(i) F.M.V. as of 12/31/69	(j) Adjusted basis as of 12/31/69	(k) Excess of col. (i) over col. (j), if any	
			49,093
			178,850
			59,477
			699
			3
			11
			5
			14
			-1

Form 990PF Part IV - Capital Gains and Losses for Tax on Investment Income - Columns a - d

List and describe the kind(s) of property sold (e.g., real estate, (a) 2-story brick warehouse; or common stock, 200 shs. MLC Co.)	(b) How acquired P—Purchase D—Donation	(c) Date acquired (mo., day, yr.)	(d) Date sold (mo., day, yr.)
213.03 FHLMC POOL G1-2311		2008-07-18	2019-06-17
1868.3 FG G03205 5.5% 01 JUL 2035		2012-04-20	2019-06-17
14830.52 FG G14725 2.5% 01 APR 2028		2016-10-06	2019-06-17
9253.08 FHLMC GOLD G08681 3.5% 12/01/45		2016-01-12	2019-06-17
1717.72 FG J03736 5.5% 01 NOV 2021		2007-04-11	2019-06-17
12296.96 FG E03091 3% 01 APR 2027		2016-10-17	2019-06-17
129.88 FG A13362 5.5% 01 NOV 2033		2005-03-08	2019-06-17
42.73 FG A18058 6% 01 JAN 2034		2004-02-24	2019-06-17
12493.59 FHLMC POOL #G6-0080		2015-07-09	2019-06-17
3324.76 FEDERAL NAT'L MTGE ASSN POOL 255771		2007-04-10	2019-06-25

Form 990PF Part IV - Capital Gains and Losses for Tax on Investment Income - Columns e - h

(e) Gross sales price	(f) Depreciation allowed (or allowable)	(g) Cost or other basis plus expense of sale	(h) Gain or (loss) (e) plus (f) minus (g)
213		211	2
1,868		1,883	-15
14,831		15,117	-286
9,253		9,486	-233
1,718		1,718	
12,297		12,611	-314
130		130	
43		43	
12,494		12,751	-257
3,325		3,331	-6

Form 990PF Part IV - Capital Gains and Losses for Tax on Investment Income - Columns i - l

Complete only for assets showing gain in column (h) and owned by the foundation on 12/31/69			(l) Gains (Col. (h) gain minus col. (k), but not less than -0-) or Losses (from col.(h))
(i) F.M.V. as of 12/31/69	(j) Adjusted basis as of 12/31/69	(k) Excess of col. (i) over col. (j), if any	
			2
			-15
			-286
			-233
			-314
			-257
			-6



Form 990PF Part IV - Capital Gains and Losses for Tax on Investment Income - Columns a - d

List and describe the kind(s) of property sold (e.g., real estate, (a) 2-story brick warehouse; or common stock, 200 shs. MLC Co.)	(b) How acquired P—Purchase D—Donation	(c) Date acquired (mo., day, yr.)	(d) Date sold (mo., day, yr.)
202.77 FEDERAL NAT'L MTGE ASSN POOL 257207		2008-06-12	2019-06-25
1447.8 FNMA POOL 555783 4.5% 10/01/33		2012-02-17	2019-06-25
7934.38 FN AH5613 3.5% 01 FEB 2026		2017-11-13	2019-06-25
11597.1 FN AJ1440 3.5% 01 SEP 2026		2018-05-01	2019-06-25
11733.52 FN AL9367 3.5% 01 NOV 2046		2017-05-15	2019-06-25
17934.89 FNMA POOL AR9194 3.0% 3/01/43		2018-05-25	2019-06-25
30760.23 FN AS9585 4% 01 MAY 2047		2018-12-18	2019-06-25
3403.87 FEDERAL NAT'L MTGE ASSN POOL 725424		2011-08-23	2019-06-25
2334.72 FEDERAL NAT'L MTGE ASSN POOL 725232		2011-06-02	2019-06-25
1515.4 FEDERAL NAT'L MTGE ASSN POOL 725598		2007-04-10	2019-06-25

Form 990PF Part IV - Capital Gains and Losses for Tax on Investment Income - Columns e - h

(e) Gross sales price	(f) Depreciation allowed (or allowable)	(g) Cost or other basis plus expense of sale	(h) Gain or (loss) (e) plus (f) minus (g)
203		203	
1,448		1,484	-36
7,934		8,109	-175
11,597		11,707	-110
11,734		12,008	-274
17,935		17,453	482
30,760		31,323	-563
3,404		3,392	12
2,335		2,393	-58
1,515		1,499	16

Form 990PF Part IV - Capital Gains and Losses for Tax on Investment Income - Columns i - l

Complete only for assets showing gain in column (h) and owned by the foundation on 12/31/69			(l) Gains (Col. (h) gain minus col. (k), but not less than -0-) or Losses (from col.(h))
(i) F.M.V. as of 12/31/69	(j) Adjusted basis as of 12/31/69	(k) Excess of col. (i) over col. (j), if any	
			-36
			-175
			-110
			-274
			482
			-563
			12
			-58
			16

Form 990PF Part IV - Capital Gains and Losses for Tax on Investment Income - Columns a - d

List and describe the kind(s) of property sold (e.g., real estate, (a) 2-story brick warehouse; or common stock, 200 shs. MLC Co.)	(b) How acquired P—Purchase D—Donation	(c) Date acquired (mo., day, yr.)	(d) Date sold (mo., day, yr.)
2081.06 FEDERAL NAT'L MTGE ASSN POOL 725866		2012-06-19	2019-06-25
59.34 FN 728925 6% 01 AUG 2033		2004-02-24	2019-06-25
2023.91 FEDERAL NAT'L MTGE ASSN POOL 745275		2012-11-26	2019-06-25
1538.82 FN 800664 5.5% 01 OCT 2034		2005-03-08	2019-06-25
8079.37 FN CA0853 3.5% 01 DEC 2047		2018-09-12	2019-06-25
213.24 FN 888300 FLT 01 FEB 2036		2007-08-27	2019-06-25
994.88 FN 888482 4.5% 01 MAY 2035		2011-09-12	2019-06-25
235.99 FN 888622 FLT 01 JUL 2037		2007-08-22	2019-06-25
144.76 FNMA POOL 0888628		2007-09-07	2019-06-25
22537.74 FN 890789 3% 01 SEP 2032		2018-06-07	2019-06-25

Form 990PF Part IV - Capital Gains and Losses for Tax on Investment Income - Columns e - h

(e) Gross sales price	(f) Depreciation allowed (or allowable)	(g) Cost or other basis plus expense of sale	(h) Gain or (loss) (e) plus (f) minus (g)
2,081		2,132	-51
59		60	-1
2,024		2,081	-57
1,539		1,542	-3
8,079		8,029	50
213		212	1
995		1,018	-23
236		234	2
145		145	
22,538		22,386	152

Form 990PF Part IV - Capital Gains and Losses for Tax on Investment Income - Columns i - l

Complete only for assets showing gain in column (h) and owned by the foundation on 12/31/69			(l) Gains (Col. (h) gain minus col. (k), but not less than -0-) or Losses (from col.(h))
(i) F.M.V. as of 12/31/69	(j) Adjusted basis as of 12/31/69	(k) Excess of col. (i) over col. (j), if any	
			-51
			-1
			-57
			-3
			50
			1
			-23
			2
			152

Form 990PF Part IV - Capital Gains and Losses for Tax on Investment Income - Columns a - d

List and describe the kind(s) of property sold (e.g., real estate, (a) 2-story brick warehouse; or common stock, 200 shs. MLC Co.)	(b) How acquired P—Purchase D—Donation	(c) Date acquired (mo., day, yr.)	(d) Date sold (mo., day, yr.)
363.59 FN 922277 6% 01 DEC 2036		2007-03-07	2019-06-25
3826.09 FNMA POOL OMA0614		2012-07-05	2019-06-25
4300.36 FNMA POOL AE0216 4.0% 8/01/40		2015-12-15	2019-06-25
4033.3 FNMA POOL 0AE0478		2013-07-08	2019-06-25
328.81 JPMMT 2003-A1 2A1 VAR 25 OCT 2033		2007-08-15	2019-06-25
346.97 FG G01584 5% 01 AUG 2033		2008-09-18	2019-07-15
1711.28 FED'L HOME LOAN MTGE CORP GRP G11769		2010-10-05	2019-07-15
6380.54 FHS 239 F30 FLT 15 AUG 2036		2011-09-07	2019-07-15
1179.82 FG G02386 6% 01 NOV 2036		2007-06-13	2019-07-15
570.06 FHLMC POOL G1-1974		2008-05-30	2019-07-15

Form 990PF Part IV - Capital Gains and Losses for Tax on Investment Income - Columns e - h

(e) Gross sales price	(f) Depreciation allowed (or allowable)	(g) Cost or other basis plus expense of sale	(h) Gain or (loss) (e) plus (f) minus (g)
364		364	
3,826		3,939	-113
4,300		4,468	-168
4,033		4,126	-93
329		319	10
347		344	3
1,711		1,700	11
6,381		6,369	12
1,180		1,161	19
570		570	

Form 990PF Part IV - Capital Gains and Losses for Tax on Investment Income - Columns i - l

Complete only for assets showing gain in column (h) and owned by the foundation on 12/31/69			(l) Gains (Col. (h) gain minus col. (k), but not less than -0-) or Losses (from col.(h))
(i) F.M.V. as of 12/31/69	(j) Adjusted basis as of 12/31/69	(k) Excess of col. (i) over col. (j), if any	
			-113
			-168
			-93
			10
			3
			11
			12
			19

Form 990PF Part IV - Capital Gains and Losses for Tax on Investment Income - Columns a - d

List and describe the kind(s) of property sold (e.g., real estate, (a) 2-story brick warehouse; or common stock, 200 shs. MLC Co.)	(b) How acquired P—Purchase D—Donation	(c) Date acquired (mo., day, yr.)	(d) Date sold (mo., day, yr.)
428.58 FG G12009 5.5% 01 JUL 2020		2008-09-30	2019-07-15
181.99 FHLMC POOL G1-2311		2008-07-18	2019-07-15
2335.6 FG G03205 5.5% 01 JUL 2035		2012-04-20	2019-07-15
14951.33 FG G14725 2.5% 01 APR 2028		2016-10-06	2019-07-15
9768.93 FHLMC GOLD G08681 3.5% 12/01/45		2016-01-12	2019-07-15
1383.38 FG J03736 5.5% 01 NOV 2021		2007-04-11	2019-07-15
14278.59 FG E03091 3% 01 APR 2027		2016-10-17	2019-07-15
123.54 FG A13362 5.5% 01 NOV 2033		2005-03-08	2019-07-15
42.97 FG A18058 6% 01 JAN 2034		2004-02-24	2019-07-15
12688.82 FHLMC POOL #G6-0080		2015-07-09	2019-07-15

Form 990PF Part IV - Capital Gains and Losses for Tax on Investment Income - Columns e - h

(e) Gross sales price	(f) Depreciation allowed (or allowable)	(g) Cost or other basis plus expense of sale	(h) Gain or (loss) (e) plus (f) minus (g)
429		429	
182		181	1
2,336		2,354	-18
14,951		15,236	-285
9,769		10,002	-233
1,383		1,383	
14,279		14,644	-365
124		124	
43		43	
12,689		12,950	-261

Form 990PF Part IV - Capital Gains and Losses for Tax on Investment Income - Columns i - l

Complete only for assets showing gain in column (h) and owned by the foundation on 12/31/69			(l) Gains (Col. (h) gain minus col. (k), but not less than -0-) or Losses (from col.(h))
(i) F.M.V. as of 12/31/69	(j) Adjusted basis as of 12/31/69	(k) Excess of col. (l) over col. (j), if any	
			1
			-18
			-285
			-233
			-365
			-261

Form 990PF Part IV - Capital Gains and Losses for Tax on Investment Income - Columns a - d

List and describe the kind(s) of property sold (e.g., real estate, (a) 2-story brick warehouse; or common stock, 200 shs. MLC Co.)	(b) How acquired P—Purchase D—Donation	(c) Date acquired (mo., day, yr.)	(d) Date sold (mo., day, yr.)
700000. ARAMARK SERVICES INC 5% 01 FEB 2028		2018-01-11	2019-07-16
705000. MPT OPER PARTNERSP/FINL 5% 15 OCT 2027		2018-09-18	2019-07-16
.3333 CORTEVA INC		2019-04-02	2019-07-17
.3333 DUPONT DE NEMOURS INC		2019-04-05	2019-07-17
700000. INTEL CORP		2011-09-15	2019-07-17
300000. US TREASURY N/B 2.875% 31 JUL 2025		2019-07-18	2019-07-18
8437.87 MVW OWNER TRUST 3% 20 NOV 2036		2019-05-14	2019-07-22
6646.56 FEDERAL NAT'L MTGE ASSN POOL 255771		2007-04-10	2019-07-25
57.87 FEDERAL NAT'L MTGE ASSN POOL 257207		2008-06-12	2019-07-25
1259.37 FNMA POOL 555783 4.5% 10/01/33		2012-02-17	2019-07-25

Form 990PF Part IV - Capital Gains and Losses for Tax on Investment Income - Columns e - h

(e) Gross sales price	(f) Depreciation allowed (or allowable)	(g) Cost or other basis plus expense of sale	(h) Gain or (loss) (e) plus (f) minus (g)
726,250		710,370	15,880
735,181		690,019	45,162
9		11	-2
23		27	-4
717,570		697,295	20,275
316,793		316,523	270
8,438		8,436	2
6,647		6,659	-12
58		58	
1,259		1,289	-30

Form 990PF Part IV - Capital Gains and Losses for Tax on Investment Income - Columns i - l

Complete only for assets showing gain in column (h) and owned by the foundation on 12/31/69			(l) Gains (Col. (h) gain minus col. (k), but not less than -0-) or Losses (from col.(h))
(i) F.M.V. as of 12/31/69	(j) Adjusted basis as of 12/31/69	(k) Excess of col. (i) over col. (j), if any	
			15,880
			45,162
			-2
			-4
			20,275
			270
			2
			-12
			-30

Form 990PF Part IV - Capital Gains and Losses for Tax on Investment Income - Columns a - d

List and describe the kind(s) of property sold (e.g., real estate, (a) 2-story brick warehouse; or common stock, 200 shs. MLC Co.)	(b) How acquired P—Purchase D—Donation	(c) Date acquired (mo., day, yr.)	(d) Date sold (mo., day, yr.)
6638.8 FN AH5613 3.5% 01 FEB 2026		2017-11-13	2019-07-25
11385.24 FN AJ1440 3.5% 01 SEP 2026		2018-05-01	2019-07-25
14795.89 FN AL9367 3.5% 01 NOV 2046		2017-05-15	2019-07-25
8309.93 FNMA POOL AR9194 3.0% 3/01/43		2018-05-25	2019-07-25
21728.78 FN AS9585 4% 01 MAY 2047		2018-12-18	2019-07-25
2720.38 FEDERAL NAT'L MTGE ASSN POOL 725424		2011-08-23	2019-07-25
1968.37 FEDERAL NAT'L MTGE ASSN POOL 725232		2011-06-02	2019-07-25
1138.31 FEDERAL NAT'L MTGE ASSN POOL 725598		2007-04-10	2019-07-25
1895.14 FEDERAL NAT'L MTGE ASSN POOL 725866		2012-06-19	2019-07-25
59.65 FN 728925 6% 01 AUG 2033		2004-02-24	2019-07-25

Form 990PF Part IV - Capital Gains and Losses for Tax on Investment Income - Columns e - h

(e) Gross sales price	(f) Depreciation allowed (or allowable)	(g) Cost or other basis plus expense of sale	(h) Gain or (loss) (e) plus (f) minus (g)
6,639		6,782	-143
11,385		11,491	-106
14,796		15,139	-343
8,310		8,087	223
21,729		22,122	-393
2,720		2,711	9
1,968		2,017	-49
1,138		1,126	12
1,895		1,939	-44
60		60	

Form 990PF Part IV - Capital Gains and Losses for Tax on Investment Income - Columns i - l

Complete only for assets showing gain in column (h) and owned by the foundation on 12/31/69			(l) Gains (Col. (h) gain minus col. (k), but not less than -0-) or Losses (from col.(h))
(i) F.M.V. as of 12/31/69	(j) Adjusted basis as of 12/31/69	(k) Excess of col. (i) over col. (j), if any	
			-143
			-106
			-343
			223
			-393
			9
			-49
			12
			-44

Form 990PF Part IV - Capital Gains and Losses for Tax on Investment Income - Columns a - d

List and describe the kind(s) of property sold (e.g., real estate, (a) 2-story brick warehouse; or common stock, 200 shs. MLC Co.)	(b) How acquired P—Purchase D—Donation	(c) Date acquired (mo., day, yr.)	(d) Date sold (mo., day, yr.)
1664.1 FEDERAL NAT'L MTGE ASSN POOL 745275		2012-11-26	2019-07-25
206.57 FN 800664 5.5% 01 OCT 2034		2005-03-08	2019-07-25
18276.84 FN CA0853 3.5% 01 DEC 2047		2018-09-12	2019-07-25
214.21 FN 888300 FLT 01 FEB 2036		2007-08-27	2019-07-25
1107.81 FN 888482 4.5% 01 MAY 2035		2011-09-12	2019-07-25
68.33 FN 888622 FLT 01 JUL 2037		2007-08-22	2019-07-25
3816.88 FNMA POOL 0888628		2007-09-07	2019-07-25
27390.75 FN 890789 3% 01 SEP 2032		2018-06-07	2019-07-25
361.86 FN 922277 6% 01 DEC 2036		2007-03-07	2019-07-25
1676.87 FNMA POOL 0MA0614		2012-07-05	2019-07-25

Form 990PF Part IV - Capital Gains and Losses for Tax on Investment Income - Columns e - h

(e) Gross sales price	(f) Depreciation allowed (or allowable)	(g) Cost or other basis plus expense of sale	(h) Gain or (loss) (e) plus (f) minus (g)
1,664		1,709	-45
207		207	
18,277		18,163	114
214		213	1
1,108		1,134	-26
68		68	
3,817		3,818	-1
27,391		27,207	184
362		363	-1
1,677		1,726	-49

Form 990PF Part IV - Capital Gains and Losses for Tax on Investment Income - Columns i - l

Complete only for assets showing gain in column (h) and owned by the foundation on 12/31/69			(l) Gains (Col. (h) gain minus col. (k), but not less than -0-) or Losses (from col.(h))
(i) F.M.V. as of 12/31/69	(j) Adjusted basis as of 12/31/69	(k) Excess of col. (i) over col. (j), if any	
			-45
			114
			1
			-26
			-1
			184
			-1
			-49

Form 990PF Part IV - Capital Gains and Losses for Tax on Investment Income - Columns a - d

List and describe the kind(s) of property sold (e.g., real estate, (a) 2-story brick warehouse; or common stock, 200 shs. MLC Co.)	(b) How acquired P—Purchase D—Donation	(c) Date acquired (mo., day, yr.)	(d) Date sold (mo., day, yr.)
5666.41 FNMA POOL AE0216 4.0% 8/01/40		2015-12-15	2019-07-25
3334.48 FNMA POOL 0AE0478		2013-07-08	2019-07-25
330.19 JPMMT 2003-A1 2A1 VAR 25 OCT 2033		2007-08-15	2019-07-25
180000. MALLINCKRODT FIN/SB 4.875% 15 APR 2020		2019-05-23	2019-08-13
285000. US TREASURY N/B 3% 15 FEB 2048		2019-07-18	2019-08-14
395.23 FG G01584 5% 01 AUG 2033		2008-09-18	2019-08-15
1791.31 FED'L HOME LOAN MTGE CORP GRP G11769		2010-10-05	2019-08-15
1617.74 FHS 239 F30 FLT 15 AUG 2036		2011-09-07	2019-08-15
821.1 FG G02386 6% 01 NOV 2036		2007-06-13	2019-08-15
683.31 FHLMC POOL G1-1974		2008-05-30	2019-08-15

Form 990PF Part IV - Capital Gains and Losses for Tax on Investment Income - Columns e - h

(e) Gross sales price	(f) Depreciation allowed (or allowable)	(g) Cost or other basis plus expense of sale	(h) Gain or (loss) (e) plus (f) minus (g)
5,666		5,875	-209
3,334		3,411	-77
330		321	9
149,400		171,414	-22,014
344,939		308,328	36,611
395		391	4
1,791		1,779	12
1,618		1,615	3
821		808	13
683		684	-1

Form 990PF Part IV - Capital Gains and Losses for Tax on Investment Income - Columns i - l

Complete only for assets showing gain in column (h) and owned by the foundation on 12/31/69			(l) Gains (Col. (h) gain minus col. (k), but not less than -0-) or Losses (from col.(h))
(i) F.M.V. as of 12/31/69	(j) Adjusted basis as of 12/31/69	(k) Excess of col. (i) over col. (j), if any	
			-209
			-77
			9
			-22,014
			36,611
			4
			12
			3
			13
			-1



Form 990PF Part IV - Capital Gains and Losses for Tax on Investment Income - Columns a - d

List and describe the kind(s) of property sold (e.g., real estate, (a) 2-story brick warehouse; or common stock, 200 shs. MLC Co.)	(b) How acquired P—Purchase D—Donation	(c) Date acquired (mo., day, yr.)	(d) Date sold (mo., day, yr.)
355.67 FG G12009 5.5% 01 JUL 2020		2008-09-30	2019-08-15
159.9 FHLMC POOL G1-2311		2008-07-18	2019-08-15
3618.85 FG G03205 5.5% 01 JUL 2035		2012-04-20	2019-08-15
16046.71 FG G14725 2.5% 01 APR 2028		2016-10-06	2019-08-15
10895.54 FHLMC GOLD G08681 3.5% 12/01/45		2016-01-12	2019-08-15
1299.04 FG J03736 5.5% 01 NOV 2021		2007-04-11	2019-08-15
14804.29 FG E03091 3% 01 APR 2027		2016-10-17	2019-08-15
3526.61 FG A13362 5.5% 01 NOV 2033		2005-03-08	2019-08-15
43.2 FG A18058 6% 01 JAN 2034		2004-02-24	2019-08-15
12471.99 FHLMC POOL #G6-0080		2015-07-09	2019-08-15

Form 990PF Part IV - Capital Gains and Losses for Tax on Investment Income - Columns e - h

(e) Gross sales price	(f) Depreciation allowed (or allowable)	(g) Cost or other basis plus expense of sale	(h) Gain or (loss) (e) plus (f) minus (g)
356		356	
160		159	1
3,619		3,647	-28
16,047		16,346	-299
10,896		11,156	-260
1,299		1,299	
14,804		15,158	-354
3,527		3,536	-9
43		44	-1
12,472		12,729	-257

Form 990PF Part IV - Capital Gains and Losses for Tax on Investment Income - Columns i - l

Complete only for assets showing gain in column (h) and owned by the foundation on 12/31/69			(l) Gains (Col. (h) gain minus col. (k), but not less than -0-) or Losses (from col.(h))
(i) F.M.V. as of 12/31/69	(j) Adjusted basis as of 12/31/69	(k) Excess of col. (i) over col. (j), if any	
			1
			-28
			-299
			-260
			-354
			-9
			-1
			-257

Form 990PF Part IV - Capital Gains and Losses for Tax on Investment Income - Columns a - d

List and describe the kind(s) of property sold (e.g., real estate, (a) 2-story brick warehouse; or common stock, 200 shs. MLC Co.)	(b) How acquired P—Purchase D—Donation	(c) Date acquired (mo., day, yr.)	(d) Date sold (mo., day, yr.)
4395.74 MVW OWNER TRUST 3% 20 NOV 2036		2019-05-14	2019-08-20
4470.56 FEDERAL NAT'L MTGE ASSN POOL 255771		2007-04-10	2019-08-26
57.4 FEDERAL NAT'L MTGE ASSN POOL 257207		2008-06-12	2019-08-26
1265.51 FNMA POOL 555783 4.5% 10/01/33		2012-02-17	2019-08-26
8207.28 FN AH5613 3.5% 01 FEB 2026		2017-11-13	2019-08-26
12110.13 FN AJ1440 3.5% 01 SEP 2026		2018-05-01	2019-08-26
15310.58 FN AL9367 3.5% 01 NOV 2046		2017-05-15	2019-08-26
11783.36 FNMA POOL AR9194 3.0% 3/01/43		2018-05-25	2019-08-26
2913.39 FN AS9585 4% 01 MAY 2047		2018-12-18	2019-08-26
16420.46 FN AS9585 4% 01 MAY 2047		2018-08-25	2019-08-26

Form 990PF Part IV - Capital Gains and Losses for Tax on Investment Income - Columns e - h

(e) Gross sales price	(f) Depreciation allowed (or allowable)	(g) Cost or other basis plus expense of sale	(h) Gain or (loss) (e) plus (f) minus (g)
4,396		4,395	1
4,471		4,479	-8
57		57	
1,266		1,295	-29
8,207		8,385	-178
12,110		12,219	-109
15,311		15,654	-343
11,783		11,467	316
2,913		2,961	-48
16,420		16,703	-283

Form 990PF Part IV - Capital Gains and Losses for Tax on Investment Income - Columns i - l

Complete only for assets showing gain in column (h) and owned by the foundation on 12/31/69			(l) Gains (Col. (h) gain minus col. (k), but not less than -0-) or Losses (from col.(h))
(i) F.M.V. as of 12/31/69	(j) Adjusted basis as of 12/31/69	(k) Excess of col. (i) over col. (j), if any	
			1
			-8
			-29
			-178
			-109
			-343
			316
			-48
			-283

Form 990PF Part IV - Capital Gains and Losses for Tax on Investment Income - Columns a - d

List and describe the kind(s) of property sold (e.g., real estate, (a) 2-story brick warehouse; or common stock, 200 shs. MLC Co.)	(b) How acquired P—Purchase D—Donation	(c) Date acquired (mo., day, yr.)	(d) Date sold (mo., day, yr.)
2668.22 FEDERAL NAT'L MTGE ASSN POOL 725424		2011-08-23	2019-08-26
2487.43 FEDERAL NAT'L MTGE ASSN POOL 725232		2011-06-02	2019-08-26
1491.04 FEDERAL NAT'L MTGE ASSN POOL 725598		2007-04-10	2019-08-26
1196.51 FEDERAL NAT'L MTGE ASSN POOL 725866		2012-06-19	2019-08-26
59.97 FN 728925 6% 01 AUG 2033		2004-02-24	2019-08-26
2043.6 FEDERAL NAT'L MTGE ASSN POOL 745275		2012-11-26	2019-08-26
210.27 FN 800664 5.5% 01 OCT 2034		2005-03-08	2019-08-26
17018.19 FN CA0853 3.5% 01 DEC 2047		2018-09-12	2019-08-26
215.89 FN 888300 FLT 01 FEB 2036		2007-08-27	2019-08-26
1464.59 FN 888482 4.5% 01 MAY 2035		2011-09-12	2019-08-26

Form 990PF Part IV - Capital Gains and Losses for Tax on Investment Income - Columns e - h

(e) Gross sales price	(f) Depreciation allowed (or allowable)	(g) Cost or other basis plus expense of sale	(h) Gain or (loss) (e) plus (f) minus (g)
2,668		2,659	9
2,487		2,549	-62
1,491		1,475	16
1,197		1,224	-27
60		60	
2,044		2,097	-53
210		211	-1
17,018		16,912	106
216		215	1
1,465		1,498	-33

Form 990PF Part IV - Capital Gains and Losses for Tax on Investment Income - Columns i - l

Complete only for assets showing gain in column (h) and owned by the foundation on 12/31/69			(l) Gains (Col. (h) gain minus col. (k), but not less than -0-) or Losses (from col.(h))
(i) F.M.V. as of 12/31/69	(j) Adjusted basis as of 12/31/69	(k) Excess of col. (i) over col. (j), if any	
			9
			-62
			16
			-27
			-53
			-1
			106
			1
			-33

Form 990PF Part IV - Capital Gains and Losses for Tax on Investment Income - Columns a - d

List and describe the kind(s) of property sold (e.g., real estate, (a) 2-story brick warehouse; or common stock, 200 shs. MLC Co.)	(b) How acquired P—Purchase D—Donation	(c) Date acquired (mo., day, yr.)	(d) Date sold (mo., day, yr.)
70.53 FN 888622 FLT 01 JUL 2037		2007-08-22	2019-08-26
125.29 FNMA POOL 0888628		2007-09-07	2019-08-26
23700.99 FN 890789 3% 01 SEP 2032		2018-06-07	2019-08-26
467.99 FN 922277 6% 01 DEC 2036		2007-03-07	2019-08-26
2272.96 FNMA POOL 0MA0614		2012-07-05	2019-08-26
5715.2 FNMA POOL AE0216 4.0% 8/01/40		2015-12-15	2019-08-26
3577.12 FNMA POOL 0AE0478		2013-07-08	2019-08-26
323.97 JPMMT 2003-A1 2A1 VAR 25 OCT 2033		2007-08-15	2019-08-26
5010. AT&T INC		2014-07-15	2019-08-29
10510. AIR PRODUCTS & CHEMICALS INC		2018-02-26	2019-08-29

Form 990PF Part IV - Capital Gains and Losses for Tax on Investment Income - Columns e - h

(e) Gross sales price	(f) Depreciation allowed (or allowable)	(g) Cost or other basis plus expense of sale	(h) Gain or (loss) (e) plus (f) minus (g)
71		70	1
125		125	
23,701		23,542	159
468		469	-1
2,273		2,340	-67
5,715		5,914	-199
3,577		3,653	-76
324		315	9
176,198		181,512	-5,314
2,373,151		1,523,074	850,077

Form 990PF Part IV - Capital Gains and Losses for Tax on Investment Income - Columns i - l

Complete only for assets showing gain in column (h) and owned by the foundation on 12/31/69			(l) Gains (Col. (h) gain minus col. (k), but not less than -0-) or Losses (from col.(h))
(i) F.M.V. as of 12/31/69	(j) Adjusted basis as of 12/31/69	(k) Excess of col. (i) over col. (j), if any	
			1
			159
			-1
			-67
			-199
			-76
			9
			-5,314
			850,077

Form 990PF Part IV - Capital Gains and Losses for Tax on Investment Income - Columns a - d

List and describe the kind(s) of property sold (e.g., real estate, (a) 2-story brick warehouse; or common stock, 200 shs. MLC Co.)	(b) How acquired P—Purchase D—Donation	(c) Date acquired (mo., day, yr.)	(d) Date sold (mo., day, yr.)
3000. ALLIANT ENERGY CORP		2018-01-23	2019-08-29
840. APPLE INC		2019-02-11	2019-08-29
2300. COCA-COLA CO/THE		2016-09-29	2019-08-29
1000. HASBRO INC		2017-12-05	2019-08-29
12250. HELMERICH & PAYNE INC		2019-06-06	2019-08-29
30690. HELMERICH & PAYNE INC		2017-05-26	2019-08-29
1520. HOME DEPOT INC		2018-01-23	2019-08-29
5650. LOCKHEED MARTIN CORP COM		2016-12-20	2019-08-29
850. LOCKHEED MARTIN CORP COM		2018-12-12	2019-08-29
7600. MCCORMICK & CO INC NON-VOTING		2018-04-02	2019-08-29

Form 990PF Part IV - Capital Gains and Losses for Tax on Investment Income - Columns e - h

(e) Gross sales price	(f) Depreciation allowed (or allowable)	(g) Cost or other basis plus expense of sale	(h) Gain or (loss) (e) plus (f) minus (g)
156,717		85,153	71,564
175,341		143,247	32,094
126,377		96,913	29,464
110,271		90,481	19,790
457,202		642,853	-185,651
1,145,431		1,930,276	-784,845
345,030		311,630	33,400
2,171,410		1,438,428	732,982
326,672		249,684	76,988
1,245,309		789,005	456,304

Form 990PF Part IV - Capital Gains and Losses for Tax on Investment Income - Columns i - l

Complete only for assets showing gain in column (h) and owned by the foundation on 12/31/69			(l) Gains (Col. (h) gain minus col. (k), but not less than -0-) or Losses (from col.(h))
(i) F.M.V. as of 12/31/69	(j) Adjusted basis as of 12/31/69	(k) Excess of col. (i) over col. (j), if any	
			71,564
			32,094
			29,464
			19,790
			-185,651
			-784,845
			33,400
			732,982
			76,988
			456,304

**Form 990PF Part IV - Capital Gains and Losses for Tax on Investment Income - Columns a - d**

List and describe the kind(s) of property sold (e.g., real estate, (a) 2-story brick warehouse; or common stock, 200 shs. MLC Co.)	(b) How acquired P—Purchase D—Donation	(c) Date acquired (mo., day, yr.)	(d) Date sold (mo., day, yr.)
2000. MERCK & CO INC		2017-11-03	2019-08-29
2060. MICROSOFT CORP COM		2016-06-09	2019-08-29
800. NEXTERA ENERGY INC		2012-01-04	2019-08-29
30640. PPL CORP		2017-05-26	2019-08-29
2060. PROCTER & GAMBLE CO		2018-01-23	2019-08-29
682000. QEP RESOURCES INC		2017-04-24	2019-08-29
2000. QUALCOMM INC		2017-11-03	2019-08-29
1920. TEXAS INSTRS INC		2019-04-02	2019-08-29
1990. UNITED PARCEL SERVICE INC		2017-11-03	2019-08-29
1850. WALMART STORES INC COM		2018-02-26	2019-08-29

**Form 990PF Part IV - Capital Gains and Losses for Tax on Investment Income - Columns e - h**

(e) Gross sales price	(f) Depreciation allowed (or allowable)	(g) Cost or other basis plus expense of sale	(h) Gain or (loss) (e) plus (f) minus (g)
173,612		103,375	70,237
284,208		106,645	177,563
176,333		47,122	129,211
896,339		1,226,461	-330,122
249,673		180,562	69,111
596,750		682,118	-85,368
152,737		109,517	43,220
238,795		209,769	29,026
236,834		231,124	5,710
211,144		172,013	39,131

**Form 990PF Part IV - Capital Gains and Losses for Tax on Investment Income - Columns i - l**

Complete only for assets showing gain in column (h) and owned by the foundation on 12/31/69			(l) Gains (Col. (h) gain minus col. (k), but not less than -0-) or Losses (from col.(h))
(i) F.M.V. as of 12/31/69	(j) Adjusted basis as of 12/31/69	(k) Excess of col. (i) over col. (j), if any	
			70,237
			177,563
			129,211
			-330,122
			69,111
			-85,368
			43,220
			29,026
			5,710
			39,131

Form 990PF Part IV - Capital Gains and Losses for Tax on Investment Income - Columns a - d

List and describe the kind(s) of property sold (e.g., real estate, (a) 2-story brick warehouse; or common stock, 200 shs. MLC Co.)	(b) How acquired P—Purchase D—Donation	(c) Date acquired (mo., day, yr.)	(d) Date sold (mo., day, yr.)
1000. WASTE MGMT INC DEL COM		2009-08-31	2019-08-29
1000. TE CONNECTIVITY LTD		2019-01-16	2019-08-29
710000. ALTRIA GROUP INC 5.8% 14 FEB 2039		2019-02-13	2019-09-05
820000. GENERAL ELECTRIC CO 4.5% 11 MAR 2044		2019-01-09	2019-09-12
705000. PITNEY BOWES INC 4.125% 15 MAY 2022		2017-05-03	2019-09-12
290.72 FG G01584 5% 01 AUG 2033		2008-09-18	2019-09-16
1486.13 FED'L HOME LOAN MTGE CORP GRP G11769		2010-10-05	2019-09-16
3692.55 FHS 239 F30 FLT 15 AUG 2036		2011-09-07	2019-09-16
670.92 FG G02386 6% 01 NOV 2036		2007-06-13	2019-09-16
523.71 FHLMC POOL G1-1974		2008-05-30	2019-09-16

Form 990PF Part IV - Capital Gains and Losses for Tax on Investment Income - Columns e - h

(e) Gross sales price	(f) Depreciation allowed (or allowable)	(g) Cost or other basis plus expense of sale	(h) Gain or (loss) (e) plus (f) minus (g)
118,530		29,726	88,804
91,664		78,155	13,509
865,419		710,210	155,209
861,648		696,110	165,538
704,789		704,704	85
291		288	3
1,486		1,476	10
3,693		3,686	7
671		660	11
524		524	

Form 990PF Part IV - Capital Gains and Losses for Tax on Investment Income - Columns i - l

Complete only for assets showing gain in column (h) and owned by the foundation on 12/31/69			(l) Gains (Col. (h) gain minus col. (k), but not less than -0-) or Losses (from col.(h))
(i) F.M.V. as of 12/31/69	(j) Adjusted basis as of 12/31/69	(k) Excess of col. (i) over col. (j), if any	
			88,804
			13,509
			155,209
			165,538
			85
			3
			10
			7
			11

Form 990PF Part IV - Capital Gains and Losses for Tax on Investment Income - Columns a - d

List and describe the kind(s) of property sold (e.g., real estate, (a) 2-story brick warehouse; or common stock, 200 shs. MLC Co.)	(b) How acquired P—Purchase D—Donation	(c) Date acquired (mo., day, yr.)	(d) Date sold (mo., day, yr.)
256.39 FG G12009 5.5% 01 JUL 2020		2008-09-30	2019-09-16
142.57 FHLMC POOL G1-2311		2008-07-18	2019-09-16
2301.49 FG G03205 5.5% 01 JUL 2035		2012-04-20	2019-09-16
14825.77 FG G14725 2.5% 01 APR 2028		2016-10-06	2019-09-16
12263.13 FHLMC GOLD G08681 3.5% 12/01/45		2016-01-12	2019-09-16
3533.17 FG J03736 5.5% 01 NOV 2021		2007-04-11	2019-09-16
19565.06 FG E03091 3% 01 APR 2027		2016-10-17	2019-09-16
110.47 FG A13362 5.5% 01 NOV 2033		2005-03-08	2019-09-16
43.43 FG A18058 6% 01 JAN 2034		2004-02-24	2019-09-16
12870.57 FHLMC POOL #G6-0080		2015-07-09	2019-09-16

Form 990PF Part IV - Capital Gains and Losses for Tax on Investment Income - Columns e - h

(e) Gross sales price	(f) Depreciation allowed (or allowable)	(g) Cost or other basis plus expense of sale	(h) Gain or (loss) (e) plus (f) minus (g)
256		256	
143		141	2
2,301		2,318	-17
14,826		15,103	-277
12,263		12,556	-293
3,533		3,533	
19,565		20,019	-454
110		111	-1
43		44	-1
12,871		13,098	-227

Form 990PF Part IV - Capital Gains and Losses for Tax on Investment Income - Columns i - l

Complete only for assets showing gain in column (h) and owned by the foundation on 12/31/69			(l) Gains (Col. (h) gain minus col. (k), but not less than -0-) or Losses (from col.(h))
(i) F.M.V. as of 12/31/69	(j) Adjusted basis as of 12/31/69	(k) Excess of col. (i) over col. (j), if any	
			2
			-17
			-277
			-293
			-454
			-1
			-1
			-227



Form 990PF Part IV - Capital Gains and Losses for Tax on Investment Income - Columns a - d

List and describe the kind(s) of property sold (e.g., real estate, (a) 2-story brick warehouse; or common stock, 200 shs. MLC Co.)	(b) How acquired P—Purchase D—Donation	(c) Date acquired (mo., day, yr.)	(d) Date sold (mo., day, yr.)
4996.7 MVW OWNER TRUST 3% 20 NOV 2036		2019-05-14	2019-09-20
610000. US TREASURY N/B 3% 15 FEB 2048		2018-09-19	2019-09-23
120000. US TREASURY N/B 3% 15 FEB 2048		2018-09-19	2019-09-24
895.25 FEDERAL NAT'L MTGE ASSN POOL 255771		2007-04-10	2019-09-25
57.89 FEDERAL NAT'L MTGE ASSN POOL 257207		2008-06-12	2019-09-25
1484.24 FNMA POOL 555783 4.5% 10/01/33		2012-02-17	2019-09-25
8747.89 FN AH5613 3.5% 01 FEB 2026		2017-11-13	2019-09-25
12417.96 FN AJ1440 3.5% 01 SEP 2026		2018-05-01	2019-09-25
14957.2 FN AL9367 3.5% 01 NOV 2046		2017-05-15	2019-09-25
12569.85 FNMA POOL AR9194 3.0% 3/01/43		2018-05-25	2019-09-25

Form 990PF Part IV - Capital Gains and Losses for Tax on Investment Income - Columns e - h

(e) Gross sales price	(f) Depreciation allowed (or allowable)	(g) Cost or other basis plus expense of sale	(h) Gain or (loss) (e) plus (f) minus (g)
4,997		4,995	2
721,730		589,327	132,403
142,261		114,891	27,370
895		897	-2
58		58	
1,484		1,519	-35
8,748		8,928	-180
12,418		12,530	-112
14,957		15,285	-328
12,570		12,232	338

Form 990PF Part IV - Capital Gains and Losses for Tax on Investment Income - Columns i - l

Complete only for assets showing gain in column (h) and owned by the foundation on 12/31/69			(l) Gains (Col. (h) gain minus col. (k), but not less than -0-) or Losses (from col.(h))
(i) F.M.V. as of 12/31/69	(j) Adjusted basis as of 12/31/69	(k) Excess of col. (i) over col. (j), if any	
			2
			132,403
			27,370
			-2
			-35
			-180
			-112
			-328
			338

Form 990PF Part IV - Capital Gains and Losses for Tax on Investment Income - Columns a - d

List and describe the kind(s) of property sold (e.g., real estate, (a) 2-story brick warehouse; or common stock, 200 shs. MLC Co.)	(b) How acquired P—Purchase D—Donation	(c) Date acquired (mo., day, yr.)	(d) Date sold (mo., day, yr.)
3644.37 FN AS9585 4% 01 MAY 2047		2018-12-18	2019-09-25
20540.37 FN AS9585 4% 01 MAY 2047		2018-08-25	2019-09-25
2930.62 FEDERAL NAT'L MTGE ASSN POOL 725424		2011-08-23	2019-09-25
2266.96 FEDERAL NAT'L MTGE ASSN POOL 725232		2011-06-02	2019-09-25
1384.6 FEDERAL NAT'L MTGE ASSN POOL 725598		2007-04-10	2019-09-25
2162.25 FEDERAL NAT'L MTGE ASSN POOL 725866		2012-06-19	2019-09-25
60.3 FN 728925 6% 01 AUG 2033		2004-02-24	2019-09-25
2313.04 FEDERAL NAT'L MTGE ASSN POOL 745275		2012-11-26	2019-09-25
2663.42 FN 800664 5.5% 01 OCT 2034		2005-03-08	2019-09-25
20221.21 FN CA0853 3.5% 01 DEC 2047		2018-09-12	2019-09-25

Form 990PF Part IV - Capital Gains and Losses for Tax on Investment Income - Columns e - h

(e) Gross sales price	(f) Depreciation allowed (or allowable)	(g) Cost or other basis plus expense of sale	(h) Gain or (loss) (e) plus (f) minus (g)
3,644		3,703	-59
20,540		20,894	-354
2,931		2,921	10
2,267		2,323	-56
1,385		1,370	15
2,162		2,212	-50
60		61	-1
2,313		2,374	-61
2,663		2,669	-6
20,221		20,095	126

Form 990PF Part IV - Capital Gains and Losses for Tax on Investment Income - Columns i - l

Complete only for assets showing gain in column (h) and owned by the foundation on 12/31/69			(l) Gains (Col. (h) gain minus col. (k), but not less than -0-) or Losses (from col.(h))
(i) F.M.V. as of 12/31/69	(j) Adjusted basis as of 12/31/69	(k) Excess of col. (i) over col. (j), if any	
			-59
			-354
			10
			-56
			15
			-50
			-1
			-61
			-6
			126

Form 990PF Part IV - Capital Gains and Losses for Tax on Investment Income - Columns a - d

List and describe the kind(s) of property sold (e.g., real estate, (a) 2-story brick warehouse; or common stock, 200 shs. MLC Co.)	(b) How acquired P—Purchase D—Donation	(c) Date acquired (mo., day, yr.)	(d) Date sold (mo., day, yr.)
216.89 FN 888300 FLT 01 FEB 2036		2007-08-27	2019-09-25
1335.55 FN 888482 4.5% 01 MAY 2035		2011-09-12	2019-09-25
70.27 FN 888622 FLT 01 JUL 2037		2007-08-22	2019-09-25
135.86 FNMA POOL 0888628		2007-09-07	2019-09-25
18389.66 FN 890789 3% 01 SEP 2032		2018-06-07	2019-09-25
366.97 FN 922277 6% 01 DEC 2036		2007-03-07	2019-09-25
3470.92 FNMA POOL OMA0614		2012-07-05	2019-09-25
3671.91 FNMA POOL AE0216 4.0% 8/01/40		2015-12-15	2019-09-25
4077.13 FNMA POOL 0AE0478		2013-07-08	2019-09-25
325.42 JPMMT 2003-A1 2A1 VAR 25 OCT 2033		2007-08-15	2019-09-25

Form 990PF Part IV - Capital Gains and Losses for Tax on Investment Income - Columns e - h

(e) Gross sales price	(f) Depreciation allowed (or allowable)	(g) Cost or other basis plus expense of sale	(h) Gain or (loss) (e) plus (f) minus (g)
217		216	1
1,336		1,366	-30
70		70	
136		136	
18,390		18,266	124
367		368	-1
3,471		3,573	-102
3,672		3,800	-128
4,077		4,166	-89
325		316	9

Form 990PF Part IV - Capital Gains and Losses for Tax on Investment Income - Columns i - l

Complete only for assets showing gain in column (h) and owned by the foundation on 12/31/69			(l) Gains (Col. (h) gain minus col. (k), but not less than -0-) or Losses (from col.(h))
(i) F.M.V. as of 12/31/69	(j) Adjusted basis as of 12/31/69	(k) Excess of col. (i) over col. (j), if any	
			1
			-30
			124
			-1
			-102
			-128
			-89
			9

Form 990PF Part IV - Capital Gains and Losses for Tax on Investment Income - Columns a - d

List and describe the kind(s) of property sold (e.g., real estate, (a) 2-story brick warehouse; or common stock, 200 shs. MLC Co.)	(b) How acquired P—Purchase D—Donation	(c) Date acquired (mo., day, yr.)	(d) Date sold (mo., day, yr.)
95000. US TREASURY N/B 3% 15 FEB 2048		2018-09-19	2019-09-25
50000. US TREASURY N/B 3% 15 FEB 2048		2018-09-19	2019-10-03
350000. US TREASURY N/B 3% 15 FEB 2048		2019-09-12	2019-10-03
190000. CORRECTIONS CORP OF AMERICA		2019-01-28	2019-10-10
340000. CORRECTIONS CORP OF AMERICA		2019-01-28	2019-10-15
259.62 FG G01584 5% 01 AUG 2033		2008-09-18	2019-10-15
1419.61 FED'L HOME LOAN MTGE CORP GRP G11769		2010-10-05	2019-10-15
3057.9 FHS 239 F30 FLT 15 AUG 2036		2011-09-07	2019-10-15
446.62 FG G02386 6% 01 NOV 2036		2007-06-13	2019-10-15
604.79 FHLMC POOL G1-1974		2008-05-30	2019-10-15

Form 990PF Part IV - Capital Gains and Losses for Tax on Investment Income - Columns e - h

(e) Gross sales price	(f) Depreciation allowed (or allowable)	(g) Cost or other basis plus expense of sale	(h) Gain or (loss) (e) plus (f) minus (g)
112,389		90,955	21,434
60,229		47,871	12,358
421,600		404,716	16,884
188,780		184,720	4,060
337,450		330,566	6,884
260		257	3
1,420		1,410	10
3,058		3,052	6
447		440	7
605		605	

Form 990PF Part IV - Capital Gains and Losses for Tax on Investment Income - Columns i - l

Complete only for assets showing gain in column (h) and owned by the foundation on 12/31/69			(l) Gains (Col. (h) gain minus col. (k), but not less than -0-) or Losses (from col.(h))
(i) F.M.V. as of 12/31/69	(j) Adjusted basis as of 12/31/69	(k) Excess of col. (i) over col. (j), if any	
			21,434
			12,358
			16,884
			4,060
			6,884
			3
			10
			6
			7

Form 990PF Part IV - Capital Gains and Losses for Tax on Investment Income - Columns a - d

List and describe the kind(s) of property sold (e.g., real estate, (a) 2-story brick warehouse; or common stock, 200 shs. MLC Co.)	(b) How acquired P—Purchase D—Donation	(c) Date acquired (mo., day, yr.)	(d) Date sold (mo., day, yr.)
199.51 FG G12009 5.5% 01 JUL 2020		2008-09-30	2019-10-15
116.87 FHLMC POOL G1-2311		2008-07-18	2019-10-15
3593.18 FG G03205 5.5% 01 JUL 2035		2012-04-20	2019-10-15
15363.47 FG G14725 2.5% 01 APR 2028		2016-10-06	2019-10-15
13050.79 FHLMC GOLD G08681 3.5% 12/01/45		2016-01-12	2019-10-15
942.49 FG J03736 5.5% 01 NOV 2021		2007-04-11	2019-10-15
17978.14 FG E03091 3% 01 APR 2027		2016-10-17	2019-10-15
112.07 FG A13362 5.5% 01 NOV 2033		2005-03-08	2019-10-15
43.67 FG A18058 6% 01 JAN 2034		2004-02-24	2019-10-15
12191.15 FHLMC POOL #G6-0080		2015-07-09	2019-10-15

Form 990PF Part IV - Capital Gains and Losses for Tax on Investment Income - Columns e - h

(e) Gross sales price	(f) Depreciation allowed (or allowable)	(g) Cost or other basis plus expense of sale	(h) Gain or (loss) (e) plus (f) minus (g)
200		200	
117		116	1
3,593		3,620	-27
15,363		15,642	-279
13,051		13,350	-299
942		943	-1
17,978		18,395	-417
112		112	
44		44	
12,191		12,407	-216

Form 990PF Part IV - Capital Gains and Losses for Tax on Investment Income - Columns i - l

Complete only for assets showing gain in column (h) and owned by the foundation on 12/31/69			(l) Gains (Col. (h) gain minus col. (k), but not less than -0-) or Losses (from col.(h))
(i) F.M.V. as of 12/31/69	(j) Adjusted basis as of 12/31/69	(k) Excess of col. (i) over col. (j), if any	
			1
			-27
			-279
			-299
			-1
			-417
			-216

Form 990PF Part IV - Capital Gains and Losses for Tax on Investment Income - Columns a - d

List and describe the kind(s) of property sold (e.g., real estate, (a) 2-story brick warehouse; or common stock, 200 shs. MLC Co.)	(b) How acquired P—Purchase D—Donation	(c) Date acquired (mo., day, yr.)	(d) Date sold (mo., day, yr.)
250000. ANHEUSER-BUSCH INBEV WOR 4.9% 23 JAN		2019-01-11	2019-10-21
225000. COMCAST CORP 4% 01 MAR 2048		2018-02-21	2019-10-21
190000. DOWDUPONT INC 4.205% 15 NOV 2023		2018-11-15	2019-10-21
200000. HANESBRANDS INC 4.875% 5/15/26		2017-03-03	2019-10-21
200000. INGLES MARKETS INC 5.75% 6/15/23		2017-05-10	2019-10-21
150000. KROGER CO 2.65% 15 OCT 2026		2016-09-27	2019-10-21
3911.4 MVW OWNER TRUST 3% 20 NOV 2036		2019-05-14	2019-10-21
275000. MOLSON COORS BREWING 5.0% 5/01/42		2014-09-19	2019-10-21
150000. TOYOTA MOTOR CREDIT CORP 3.4% 15 SEP 2021		2011-09-08	2019-10-21
200000. WALMART INC 3.55% 26 JUN 2025		2018-06-21	2019-10-21

Form 990PF Part IV - Capital Gains and Losses for Tax on Investment Income - Columns e - h

(e) Gross sales price	(f) Depreciation allowed (or allowable)	(g) Cost or other basis plus expense of sale	(h) Gain or (loss) (e) plus (f) minus (g)
297,658		251,800	45,858
247,070		214,641	32,429
203,467		190,099	13,368
212,692		198,500	14,192
204,504		202,194	2,310
148,601		149,759	-1,158
3,911		3,910	1
300,042		278,535	21,507
154,325		149,622	4,703
215,876		199,788	16,088

Form 990PF Part IV - Capital Gains and Losses for Tax on Investment Income - Columns i - l

Complete only for assets showing gain in column (h) and owned by the foundation on 12/31/69			(l) Gains (Col. (h) gain minus col. (k), but not less than -0-) or Losses (from col.(h))
(i) F.M.V. as of 12/31/69	(j) Adjusted basis as of 12/31/69	(k) Excess of col. (i) over col. (j), if any	
			45,858
			32,429
			13,368
			14,192
			2,310
			-1,158
			1
			21,507
			4,703
			16,088

Form 990PF Part IV - Capital Gains and Losses for Tax on Investment Income - Columns a - d

List and describe the kind(s) of property sold (e.g., real estate, (a) 2-story brick warehouse; or common stock, 200 shs. MLC Co.)	(b) How acquired P—Purchase D—Donation	(c) Date acquired (mo., day, yr.)	(d) Date sold (mo., day, yr.)
225000. WALGREENS BOOTS ALLIANCE 3.8% 18 NOV 2024		2014-11-10	2019-10-21
24270. AT&T INC		2017-11-03	2019-10-22
290000. AT&T INC 4.5% 5/15/35		2015-04-30	2019-10-22
16500. ALLIANT ENERGY CORP		2013-07-09	2019-10-22
700000. AMERICAN EXPRESS CREDI 2.6% 9/14/20		2015-09-10	2019-10-22
190000. AMGEN INC 2.25% 8/19/23		2017-05-02	2019-10-22
2060. APPLE INC		2019-02-11	2019-10-22
175000. APPLE INC 2.3% 11 MAY 2022		2017-05-05	2019-10-22
190000. ATMOS ENERGY CORP 3% 15 JUN 2027		2017-06-05	2019-10-22
17690. BB&T CORP		2016-02-04	2019-10-22

Form 990PF Part IV - Capital Gains and Losses for Tax on Investment Income - Columns e - h

(e) Gross sales price	(f) Depreciation allowed (or allowable)	(g) Cost or other basis plus expense of sale	(h) Gain or (loss) (e) plus (f) minus (g)
237,107		226,143	10,964
927,342		856,600	70,742
316,561		283,626	32,935
877,833		420,550	457,283
703,969		699,466	4,503
190,870		185,557	5,313
496,651		351,297	145,354
177,053		174,713	2,340
197,640		189,478	8,162
948,033		556,223	391,810

Form 990PF Part IV - Capital Gains and Losses for Tax on Investment Income - Columns i - l

Complete only for assets showing gain in column (h) and owned by the foundation on 12/31/69			(l) Gains (Col. (h) gain minus col. (k), but not less than -0-) or Losses (from col.(h))
(i) F.M.V. as of 12/31/69	(j) Adjusted basis as of 12/31/69	(k) Excess of col. (i) over col. (j), if any	
			10,964
			70,742
			32,935
			457,283
			4,503
			5,313
			145,354
			2,340
			8,162
			391,810

**Form 990PF Part IV - Capital Gains and Losses for Tax on Investment Income - Columns a - d**

List and describe the kind(s) of property sold (e.g., real estate, (a) 2-story brick warehouse; or common stock, 200 shs. MLC Co.)	(b) How acquired P—Purchase D—Donation	(c) Date acquired (mo., day, yr.)	(d) Date sold (mo., day, yr.)
50550. BANK OF AMERICA CORP		2017-12-05	2019-10-22
190000. BANK OF AMERICA CORP 5.875%		2018-03-09	2019-10-22
675000. BIOGEN INC 2.9% 9/15/20		2017-08-23	2019-10-22
1960. BLACKROCK INC		2018-10-10	2019-10-22
200000. BP CAP MARKETS AMERICA 3.796% 21 SEP		2018-09-19	2019-10-22
11220. BRISTOL-MYERS SQUIBB CO		2017-12-05	2019-10-22
260000. CSX CORP 4.65% 01 MAR 2068		2018-02-15	2019-10-22
14220. CVS HEALTH CORP		2019-01-16	2019-10-22
9730. CHEVRON CORP		2018-02-26	2019-10-22
1000. CHEVRON CORP		2019-06-06	2019-10-22

**Form 990PF Part IV - Capital Gains and Losses for Tax on Investment Income - Columns e - h**

(e) Gross sales price	(f) Depreciation allowed (or allowable)	(g) Cost or other basis plus expense of sale	(h) Gain or (loss) (e) plus (f) minus (g)
1,578,143		1,420,081	158,062
208,588		190,161	18,427
680,380		679,619	761
889,887		653,291	236,596
215,930		200,326	15,604
617,827		674,480	-56,653
291,052		258,994	32,058
943,041		916,281	26,760
1,148,045		1,024,779	123,266
117,990		119,920	-1,930

**Form 990PF Part IV - Capital Gains and Losses for Tax on Investment Income - Columns i - l**

Complete only for assets showing gain in column (h) and owned by the foundation on 12/31/69			(l) Gains (Col. (h) gain minus col. (k), but not less than -0-) or Losses (from col.(h))
(i) F.M.V. as of 12/31/69	(j) Adjusted basis as of 12/31/69	(k) Excess of col. (i) over col. (j), if any	
			158,062
			18,427
			761
			236,596
			15,604
			-56,653
			32,058
			26,760
			123,266
			-1,930



**Form 990PF Part IV - Capital Gains and Losses for Tax on Investment Income - Columns a - d**

List and describe the kind(s) of property sold (e.g., real estate, (a) 2-story brick warehouse; or common stock, 200 shs. MLC Co.)	(b) How acquired P—Purchase D—Donation	(c) Date acquired (mo., day, yr.)	(d) Date sold (mo., day, yr.)
375000. CITIGROUP INC 2.65% 10/26/20		2015-10-19	2019-10-22
1000. CLOROX CO/THE		2019-04-05	2019-10-22
3110. CLOROX CO/THE		2018-02-26	2019-10-22
15540. COCA-COLA CO/THE		2016-09-29	2019-10-22
19620. COMCAST CORP		2018-10-10	2019-10-22
225000. DEUTSCHE BANK NY 2.7% 13 JUL 2020		2017-07-11	2019-10-22
11050. DOMINION ENERGY INC		2018-04-02	2019-10-22
9970. DUPONT DE NEMOURS INC		2019-04-05	2019-10-22
5550. EQUITY RESIDENTIAL		2019-04-02	2019-10-22
10930. EXXON MOBIL CORP		2016-09-29	2019-10-22

**Form 990PF Part IV - Capital Gains and Losses for Tax on Investment Income - Columns e - h**

(e) Gross sales price	(f) Depreciation allowed (or allowable)	(g) Cost or other basis plus expense of sale	(h) Gain or (loss) (e) plus (f) minus (g)
377,516		374,580	2,936
148,572		155,900	-7,328
462,058		406,648	55,410
840,566		654,797	185,769
898,283		693,057	205,226
225,286		224,692	594
913,943		650,927	263,016
652,369		786,558	-134,189
489,692		417,173	72,519
758,935		926,065	-167,130

**Form 990PF Part IV - Capital Gains and Losses for Tax on Investment Income - Columns i - l**

Complete only for assets showing gain in column (h) and owned by the foundation on 12/31/69			(l) Gains (Col. (h) gain minus col. (k), but not less than -0-) or Losses (from col.(h))
(i) F.M.V. as of 12/31/69	(j) Adjusted basis as of 12/31/69	(k) Excess of col. (i) over col. (j), if any	
			2,936
			-7,328
			55,410
			185,769
			205,226
			594
			263,016
			-134,189
			72,519
			-167,130

Form 990PF Part IV - Capital Gains and Losses for Tax on Investment Income - Columns a - d			
List and describe the kind(s) of property sold (e.g., real estate, (a) 2-story brick warehouse; or common stock, 200 shs. MLC Co.)	(b) How acquired P—Purchase D—Donation	(c) Date acquired (mo., day, yr.)	(d) Date sold (mo., day, yr.)
7830. EXXON MOBIL CORP		2019-06-06	2019-10-22
170000. FIFTH THIRD BANK 2.25% 6/14/21		2016-06-10	2019-10-22
190000. FIVE CORNERS FUNDING 4.419% 11/15/23		2017-11-16	2019-10-22
9660. GALLAGHER ARTHUR J & CO		2007-03-09	2019-10-22
3820. GENERAL DYNAMICS CORP		2019-08-29	2019-10-22
10040. GILEAD SCIENCES INC		2018-10-10	2019-10-22
3440. GILEAD SCIENCES INC		2019-04-02	2019-10-22
200000. GILEAD SCIENCES INC 3.65% 3/01/26		2015-09-11	2019-10-22
170000. GOLDMAN SACHS GROUP INC 2.905% 24 JUL		2018-01-12	2019-10-22
225000. H C A INC 4.5% 2/15/27		2016-12-14	2019-10-22

Form 990PF Part IV - Capital Gains and Losses for Tax on Investment Income - Columns e - h

(e) Gross sales price	(f) Depreciation allowed (or allowable)	(g) Cost or other basis plus expense of sale	(h) Gain or (loss) (e) plus (f) minus (g)
543,684		577,651	-33,967
170,673		170,187	486
205,943		199,929	6,014
872,019		279,301	592,718
677,771		721,437	-43,666
662,394		768,727	-106,333
226,956		229,276	-2,320
215,056		200,002	15,054
172,645		167,949	4,696
242,102		220,500	21,602

Form 990PF Part IV - Capital Gains and Losses for Tax on Investment Income - Columns i - l

Complete only for assets showing gain in column (h) and owned by the foundation on 12/31/69			(l) Gains (Col. (h) gain minus col. (k), but not less than -0-) or Losses (from col.(h))
(i) F.M.V. as of 12/31/69	(j) Adjusted basis as of 12/31/69	(k) Excess of col. (i) over col. (j), if any	
			-33,967
			486
			6,014
			592,718
			-43,666
			-106,333
			-2,320
			15,054
			4,696
			21,602

Form 990PF Part IV - Capital Gains and Losses for Tax on Investment Income - Columns a - d

List and describe the kind(s) of property sold (e.g., real estate, (a) 2-story brick warehouse; or common stock, 200 shs. MLC Co.)	(b) How acquired P—Purchase D—Donation	(c) Date acquired (mo., day, yr.)	(d) Date sold (mo., day, yr.)
250000. HARBORWALK FUNDING 5.077% 15 FEB 2069		2019-03-01	2019-10-22
150000. HARLEY-DAVIDSON FINL SER 3.55% 21 MAY		2018-05-25	2019-10-22
6060. HASBRO INC		2017-12-05	2019-10-22
3790. HOME DEPOT INC		2018-04-02	2019-10-22
200000. HAROT 2018-1 A4 2.83% 15 MAY 2024		2018-05-23	2019-10-22
195000. I B M CORP 3.45% 2/19/26		2016-02-17	2019-10-22
13730. JPMORGAN CHASE & CO		2018-10-10	2019-10-22
170000. JPMORGAN CHASE & CO 3.782% 01 FEB 2028		2017-07-26	2019-10-22
2630. LILLY ELI & CO		2019-08-29	2019-10-22
5050. LILLY ELI & CO		2018-01-23	2019-10-22

Form 990PF Part IV - Capital Gains and Losses for Tax on Investment Income - Columns e - h

(e) Gross sales price	(f) Depreciation allowed (or allowable)	(g) Cost or other basis plus expense of sale	(h) Gain or (loss) (e) plus (f) minus (g)
299,580		252,232	47,348
152,621		150,221	2,400
614,236		548,315	65,921
901,513		753,037	148,476
202,750		198,898	3,852
207,266		194,536	12,730
1,700,631		623,208	1,077,423
181,900		173,546	8,354
287,848		300,922	-13,074
552,711		360,347	192,364

Form 990PF Part IV - Capital Gains and Losses for Tax on Investment Income - Columns i - l

Complete only for assets showing gain in column (h) and owned by the foundation on 12/31/69			(l) Gains (Col. (h) gain minus col. (k), but not less than -0-) or Losses (from col.(h))
(i) F.M.V. as of 12/31/69	(j) Adjusted basis as of 12/31/69	(k) Excess of col. (i) over col. (j), if any	
			47,348
			2,400
			65,921
			148,476
			3,852
			12,730
			1,077,423
			8,354
			-13,074
			192,364

Form 990PF Part IV - Capital Gains and Losses for Tax on Investment Income - Columns a - d			
List and describe the kind(s) of property sold (e.g., real estate, (a) 2-story brick warehouse; or common stock, 200 shs. MLC Co.)	(b) How acquired P—Purchase D—Donation	(c) Date acquired (mo., day, yr.)	(d) Date sold (mo., day, yr.)
3000. MSC INDUSTRIAL DIRECT CO INC		2019-06-06	2019-10-22
2930. MSC INDUSTRIAL DIRECT CO INC		2018-02-26	2019-10-22
2000. MERCK & CO INC		2019-06-06	2019-10-22
10130. MERCK & CO INC		2013-10-09	2019-10-22
18610. METLIFE INC COM		2018-10-10	2019-10-22
135000. METLIFE INC 5.875%		2018-03-20	2019-10-22
6200. MICROSOFT CORP COM		2016-06-09	2019-10-22
8990. NASDAQ INC		2018-04-02	2019-10-22
190000. NEW JERSEY ECONOMIC DEV AUTH		2018-12-04	2019-10-22
3820. NEXTERA ENERGY INC		2012-01-04	2019-10-22

Form 990PF Part IV - Capital Gains and Losses for Tax on Investment Income - Columns e - h

(e) Gross sales price	(f) Depreciation allowed (or allowable)	(g) Cost or other basis plus expense of sale	(h) Gain or (loss) (e) plus (f) minus (g)
213,587		220,750	-7,163
208,603		262,077	-53,474
162,971		164,395	-1,424
825,449		435,818	389,631
864,149		860,624	3,525
148,291		135,000	13,291
854,062		320,972	533,090
881,660		769,886	111,774
194,782		192,759	2,023
905,607		198,418	707,189

Form 990PF Part IV - Capital Gains and Losses for Tax on Investment Income - Columns i - l

Complete only for assets showing gain in column (h) and owned by the foundation on 12/31/69			(l) Gains (Col. (h) gain minus col. (k), but not less than -0-) or Losses (from col.(h))
(i) F.M.V. as of 12/31/69	(j) Adjusted basis as of 12/31/69	(k) Excess of col. (i) over col. (j), if any	
			-7,163
			-53,474
			-1,424
			389,631
			3,525
			13,291
			533,090
			111,774
			2,023
			707,189

**Form 990PF Part IV - Capital Gains and Losses for Tax on Investment Income - Columns a - d**

List and describe the kind(s) of property sold (e.g., real estate, (a) 2-story brick warehouse; or common stock, 200 shs. MLC Co.)	(b) How acquired P—Purchase D—Donation	(c) Date acquired (mo., day, yr.)	(d) Date sold (mo., day, yr.)
11130. OMNICON GROUP COM		2017-05-26	2019-10-22
5810. ONEOK INC NEW		2018-01-23	2019-10-22
175000. ORACLE CORP 2.625% 15 FEB 2023		2018-01-10	2019-10-22
14600. PPL CORP		2017-05-26	2019-10-22
6310. PEPSICO INC COM		2008-07-18	2019-10-22
80000. POPULAR INC 6.125% 14 SEP 2023		2018-10-03	2019-10-22
7070. PROCTER & GAMBLE CO		2017-05-26	2019-10-22
5620. QUALCOMM INC		2017-11-03	2019-10-22
2460. RAYTHEON CO COM NEW		2018-10-10	2019-10-22
170000. ROYAL BANK OF CANADA 2.5% 19 JAN 2021		2018-01-10	2019-10-22

**Form 990PF Part IV - Capital Gains and Losses for Tax on Investment Income - Columns e - h**

(e) Gross sales price	(f) Depreciation allowed (or allowable)	(g) Cost or other basis plus expense of sale	(h) Gain or (loss) (e) plus (f) minus (g)
847,612		931,828	-84,216
412,501		320,121	92,380
178,530		174,563	3,967
478,022		584,410	-106,388
863,013		340,903	522,110
86,250		81,017	5,233
874,048		616,005	258,043
442,262		303,676	138,586
505,202		185,286	319,916
171,136		169,995	1,141

**Form 990PF Part IV - Capital Gains and Losses for Tax on Investment Income - Columns i - l**

Complete only for assets showing gain in column (h) and owned by the foundation on 12/31/69			(l) Gains (Col. (h) gain minus col. (k), but not less than -0-) or Losses (from col.(h))
(i) F.M.V. as of 12/31/69	(j) Adjusted basis as of 12/31/69	(k) Excess of col. (i) over col. (j), if any	
			-84,216
			92,380
			3,967
			-106,388
			522,110
			5,233
			258,043
			138,586
			319,916
			1,141

Form 990PF Part IV - Capital Gains and Losses for Tax on Investment Income - Columns a - d

List and describe the kind(s) of property sold (e.g., real estate, (a) 2-story brick warehouse; or common stock, 200 shs. MLC Co.)	(b) How acquired P—Purchase D—Donation	(c) Date acquired (mo., day, yr.)	(d) Date sold (mo., day, yr.)
11750. SABRE CORP		2017-03-27	2019-10-22
25090. SCHLUMBERGER LTD		2019-06-06	2019-10-22
180000. SCHLUMBERGER FIN CA 2.2% 20 NOV 2020		2017-11-15	2019-10-22
150000. THE CHARLES SCHWAB CORP 3.25% 5/21/21		2018-05-18	2019-10-22
195000. SEMGROUP CORP 7.25% 15 MAR 2026		2018-05-02	2019-10-22
150000. SKANDINAVISKA ENSKILDA 3.25% 17 MAY 2021		2018-06-01	2019-10-22
170000. SUNTRUST BANKS INC 2.7% 27 JAN 2022		2016-12-12	2019-10-22
190000. SYNOVUS FINANCIAL CORP 5.9% 07 FEB 2029		2019-02-01	2019-10-22
11500. SYSCO CORP		2019-08-29	2019-10-22
210000. TD AMERITRADE HOLDING CO 3.75% 01 APR		2018-10-30	2019-10-22

Form 990PF Part IV - Capital Gains and Losses for Tax on Investment Income - Columns e - h

(e) Gross sales price	(f) Depreciation allowed (or allowable)	(g) Cost or other basis plus expense of sale	(h) Gain or (loss) (e) plus (f) minus (g)
248,872		246,848	2,024
867,391		979,656	-112,265
180,479		179,901	578
152,967		150,133	2,834
211,819		194,025	17,794
153,065		149,898	3,167
172,222		170,190	2,032
202,350		191,303	11,047
911,983		853,175	58,808
222,587		209,536	13,051

Form 990PF Part IV - Capital Gains and Losses for Tax on Investment Income - Columns i - l

Complete only for assets showing gain in column (h) and owned by the foundation on 12/31/69			(l) Gains (Col. (h) gain minus col. (k), but not less than -0-) or Losses (from col.(h))
(i) F.M.V. as of 12/31/69	(j) Adjusted basis as of 12/31/69	(k) Excess of col. (i) over col. (j), if any	
			2,024
			-112,265
			578
			2,834
			17,794
			3,167
			2,032
			11,047
			58,808
			13,051

Form 990PF Part IV - Capital Gains and Losses for Tax on Investment Income - Columns a - d

List and describe the kind(s) of property sold (e.g., real estate, (a) 2-story brick warehouse; or common stock, 200 shs. MLC Co.)	(b) How acquired P—Purchase D—Donation	(c) Date acquired (mo., day, yr.)	(d) Date sold (mo., day, yr.)
100000. TEVA PHARMACEUTICALS NE 2.8% 21 JUL 2023		2016-07-19	2019-10-22
6890. TEXAS INSTRS INC		2019-04-02	2019-10-22
220000. TRANSCANADA PIPELINES 4.875% 15 MAY 2048		2018-06-05	2019-10-22
16130. US BANCORP DEL		2018-04-02	2019-10-22
7210. UNITED PARCEL SERVICE INC		2018-10-10	2019-10-22
175000. VALERO ENERGY CORP 3.4% 15 SEP 2026		2016-10-13	2019-10-22
14140. VERIZON COMMUNICATIONS COM		2017-05-26	2019-10-22
300000. VERIZON COMMUNICATIONS 6% 01 APR 2041		2011-03-25	2019-10-22
7510. WALMART STORES INC COM		2018-04-02	2019-10-22
7100. WASTE MGMT INC DEL COM		2009-08-31	2019-10-22

Form 990PF Part IV - Capital Gains and Losses for Tax on Investment Income - Columns e - h

(e) Gross sales price	(f) Depreciation allowed (or allowable)	(g) Cost or other basis plus expense of sale	(h) Gain or (loss) (e) plus (f) minus (g)
88,360		100,325	-11,965
892,769		752,764	140,005
252,239		223,185	29,054
915,294		584,789	330,505
831,296		847,796	-16,500
180,210		173,093	7,117
860,896		614,397	246,499
399,300		301,392	97,908
900,591		507,218	393,373
830,576		210,673	619,903

Form 990PF Part IV - Capital Gains and Losses for Tax on Investment Income - Columns i - l

Complete only for assets showing gain in column (h) and owned by the foundation on 12/31/69			(l) Gains (Col. (h) gain minus col. (k), but not less than -0-) or Losses (from col.(h))
(i) F.M.V. as of 12/31/69	(j) Adjusted basis as of 12/31/69	(k) Excess of col. (i) over col. (j), if any	
			-11,965
			140,005
			29,054
			330,505
			-16,500
			7,117
			246,499
			97,908
			393,373
			619,903

Form 990PF Part IV - Capital Gains and Losses for Tax on Investment Income - Columns a - d

List and describe the kind(s) of property sold (e.g., real estate, (a) 2-story brick warehouse; or common stock, 200 shs. MLC Co.)	(b) How acquired P—Purchase D—Donation	(c) Date acquired (mo., day, yr.)	(d) Date sold (mo., day, yr.)
2760. WATSCO INC		2019-01-16	2019-10-22
7000. WILLIAMS-SONOMA INC		2018-10-10	2019-10-22
10710. EATON CORP PLC		2016-04-12	2019-10-22
52570. INVESCO LTD		2019-04-02	2019-10-22
6850. CHUBB LIMITED COM		2018-10-10	2019-10-22
4670. TE CONNECTIVITY LTD		2019-01-16	2019-10-22
13550. LYONDELLBASELL INDU-CL A		2018-10-10	2019-10-22
25520. AT&T INC		2017-11-03	2019-10-23
2000. AFFILIATED MANAGERS GROU 5.875% 30 MAR		2019-03-21	2019-10-23
16760. ALLIANT ENERGY CORP		2013-07-09	2019-10-23

Form 990PF Part IV - Capital Gains and Losses for Tax on Investment Income - Columns e - h

(e) Gross sales price	(f) Depreciation allowed (or allowable)	(g) Cost or other basis plus expense of sale	(h) Gain or (loss) (e) plus (f) minus (g)
484,481		393,673	90,808
496,652		427,993	68,659
900,907		587,147	313,760
851,611		1,044,634	-193,023
1,019,786		765,794	253,992
439,135		364,983	74,152
1,181,594		1,130,097	51,497
969,357		845,237	124,120
53,336		50,000	3,336
894,711		427,176	467,535

Form 990PF Part IV - Capital Gains and Losses for Tax on Investment Income - Columns i - l

Complete only for assets showing gain in column (h) and owned by the foundation on 12/31/69			(l) Gains (Col. (h) gain minus col. (k), but not less than -0-) or Losses (from col.(h))
(i) F.M.V. as of 12/31/69	(j) Adjusted basis as of 12/31/69	(k) Excess of col. (i) over col. (j), if any	
			90,808
			68,659
			313,760
			-193,023
			253,992
			74,152
			51,497
			124,120
			3,336
			467,535



Form 990PF Part IV - Capital Gains and Losses for Tax on Investment Income - Columns a - d

List and describe the kind(s) of property sold (e.g., real estate, (a) 2-story brick warehouse; or common stock, 200 shs. MLC Co.)	(b) How acquired P—Purchase D—Donation	(c) Date acquired (mo., day, yr.)	(d) Date sold (mo., day, yr.)
2240. APPLE INC		2019-02-11	2019-10-23
18820. BB&T CORP		2012-08-27	2019-10-23
43660. BANK OF AMERICA CORP		2017-11-03	2019-10-23
1990. BLACKROCK INC		2012-08-27	2019-10-23
7130. BRISTOL-MYERS SQUIBB CO		2016-12-20	2019-10-23
620. BRISTOL-MYERS SQUIBB CO		2019-01-16	2019-10-23
3010. BROADCOM INC		2019-08-29	2019-10-23
15140. CVS HEALTH CORP		2019-08-29	2019-10-23
10070. CHEVRON CORP		2016-06-09	2019-10-23
500. CHEVRON CORP		2019-08-29	2019-10-23

Form 990PF Part IV - Capital Gains and Losses for Tax on Investment Income - Columns e - h

(e) Gross sales price	(f) Depreciation allowed (or allowable)	(g) Cost or other basis plus expense of sale	(h) Gain or (loss) (e) plus (f) minus (g)
542,786		381,993	160,793
1,003,117		588,548	414,569
1,363,478		1,211,002	152,476
901,168		354,311	546,857
387,045		414,991	-27,946
33,656		30,720	2,936
848,242		856,263	-8,021
991,351		925,884	65,467
1,179,442		788,337	391,105
58,562		58,878	-316

Form 990PF Part IV - Capital Gains and Losses for Tax on Investment Income - Columns i - l

Complete only for assets showing gain in column (h) and owned by the foundation on 12/31/69			(l) Gains (Col. (h) gain minus col. (k), but not less than -0-) or Losses (from col.(h))
(i) F.M.V. as of 12/31/69	(j) Adjusted basis as of 12/31/69	(k) Excess of col. (i) over col. (j), if any	
			160,793
			414,569
			152,476
			546,857
			-27,946
			2,936
			-8,021
			65,467
			391,105
			-316

Form 990PF Part IV - Capital Gains and Losses for Tax on Investment Income - Columns a - d

List and describe the kind(s) of property sold (e.g., real estate, (a) 2-story brick warehouse; or common stock, 200 shs. MLC Co.)	(b) How acquired P—Purchase D—Donation	(c) Date acquired (mo., day, yr.)	(d) Date sold (mo., day, yr.)
6130. CLOROX CO/THE		2018-02-26	2019-10-23
15220. COCA-COLA CO/THE		2016-09-29	2019-10-23
20200. COMCAST CORP		2018-10-10	2019-10-23
11510. DOMINION ENERGY INC		2006-02-16	2019-10-23
14050. DUPONT DE NEMOURS INC		2019-06-06	2019-10-23
6030. EQUITY RESIDENTIAL		2019-04-02	2019-10-23
18810. EXXON MOBIL CORP		2018-02-26	2019-10-23
9720. GALLAGHER ARTHUR J & CO		2008-05-30	2019-10-23
5140. GENERAL DYNAMICS CORP		2019-08-29	2019-10-23
13760. GILEAD SCIENCES INC		2018-10-10	2019-10-23

Form 990PF Part IV - Capital Gains and Losses for Tax on Investment Income - Columns e - h

(e) Gross sales price	(f) Depreciation allowed (or allowable)	(g) Cost or other basis plus expense of sale	(h) Gain or (loss) (e) plus (f) minus (g)
910,474		801,529	108,945
824,628		641,313	183,315
923,311		713,545	209,766
952,559		387,813	564,746
923,756		1,067,462	-143,706
527,572		453,253	74,319
1,296,230		1,385,968	-89,738
871,084		251,172	619,912
895,248		970,729	-75,481
906,769		1,053,554	-146,785

Form 990PF Part IV - Capital Gains and Losses for Tax on Investment Income - Columns i - l

Complete only for assets showing gain in column (h) and owned by the foundation on 12/31/69			(l) Gains (Col. (h) gain minus col. (k), but not less than -0-) or Losses (from col.(h))
(i) F.M.V. as of 12/31/69	(j) Adjusted basis as of 12/31/69	(k) Excess of col. (i) over col. (j), if any	
			108,945
			183,315
			209,766
			564,746
			-143,706
			74,319
			-89,738
			619,912
			-75,481
			-146,785

Form 990PF Part IV - Capital Gains and Losses for Tax on Investment Income - Columns a - d

List and describe the kind(s) of property sold (e.g., real estate, (a) 2-story brick warehouse; or common stock, 200 shs. MLC Co.)	(b) How acquired P—Purchase D—Donation	(c) Date acquired (mo., day, yr.)	(d) Date sold (mo., day, yr.)
8910. HASBRO INC		2018-04-02	2019-10-23
3900. HOME DEPOT INC		2018-04-02	2019-10-23
11090. JPMORGAN CHASE & CO		2011-11-09	2019-10-23
7570. LILLY ELI & CO		2016-12-14	2019-10-23
6020. MSC INDUSTRIAL DIRECT CO INC		2018-02-26	2019-10-23
16570. MERCK & CO INC		2012-03-20	2019-10-23
18670. METLIFE INC COM		2017-03-27	2019-10-23
6130. MICROSOFT CORP COM		2016-06-09	2019-10-23
9130. NASDAQ INC		2018-04-02	2019-10-23
3940. NEXTERA ENERGY INC		2010-06-03	2019-10-23

Form 990PF Part IV - Capital Gains and Losses for Tax on Investment Income - Columns e - h

(e) Gross sales price	(f) Depreciation allowed (or allowable)	(g) Cost or other basis plus expense of sale	(h) Gain or (loss) (e) plus (f) minus (g)
889,421		568,918	320,503
920,115		643,994	276,121
1,383,292		309,103	1,074,189
786,611		514,792	271,819
443,109		538,466	-95,357
1,354,516		599,705	754,811
866,742		861,583	5,159
836,912		317,348	519,564
922,456		781,875	140,581
934,579		197,574	737,005

Form 990PF Part IV - Capital Gains and Losses for Tax on Investment Income - Columns i - l

Complete only for assets showing gain in column (h) and owned by the foundation on 12/31/69			(l) Gains (Col. (h) gain minus col. (k), but not less than -0-) or Losses (from col.(h))
(i) F.M.V. as of 12/31/69	(j) Adjusted basis as of 12/31/69	(k) Excess of col. (i) over col. (j), if any	
			320,503
			276,121
			1,074,189
			271,819
			-95,357
			754,811
			5,159
			519,564
			140,581
			737,005

**Form 990PF Part IV - Capital Gains and Losses for Tax on Investment Income - Columns a - d**

List and describe the kind(s) of property sold (e.g., real estate, (a) 2-story brick warehouse; or common stock, 200 shs. MLC Co.)	(b) How acquired P—Purchase D—Donation	(c) Date acquired (mo., day, yr.)	(d) Date sold (mo., day, yr.)
11020. OMNICON GROUP COM		2018-10-10	2019-10-23
5590. ONEOK INC NEW		2018-01-23	2019-10-23
15630. PPL CORP		2017-12-05	2019-10-23
3950. PEPSICO INC COM		2019-08-29	2019-10-23
2380. PEPSICO INC COM		2004-11-29	2019-10-23
7100. PROCTER & GAMBLE CO		2017-05-26	2019-10-23
5720. QUALCOMM INC		2015-12-18	2019-10-23
2710. RAYTHEON CO COM NEW		2012-08-27	2019-10-23
21030. SABRE CORP		2017-03-27	2019-10-23
21450. SCHLUMBERGER LTD		2017-05-26	2019-10-23

**Form 990PF Part IV - Capital Gains and Losses for Tax on Investment Income - Columns e - h**

(e) Gross sales price	(f) Depreciation allowed (or allowable)	(g) Cost or other basis plus expense of sale	(h) Gain or (loss) (e) plus (f) minus (g)
846,064		863,387	-17,323
388,832		307,999	80,833
515,190		596,037	-80,847
540,111		537,388	2,723
325,434		93,925	231,509
871,021		618,619	252,402
443,870		273,126	170,744
552,097		151,767	400,330
443,413		441,805	1,608
740,956		1,648,106	-907,150

**Form 990PF Part IV - Capital Gains and Losses for Tax on Investment Income - Columns i - l**

Complete only for assets showing gain in column (h) and owned by the foundation on 12/31/69			(l) Gains (Col. (h) gain minus col. (k), but not less than -0-) or Losses (from col.(h))
(i) F.M.V. as of 12/31/69	(j) Adjusted basis as of 12/31/69	(k) Excess of col. (i) over col. (j), if any	
			-17,323
			80,833
			-80,847
			2,723
			231,509
			252,402
			170,744
			400,330
			1,608
			-907,150

Form 990PF Part IV - Capital Gains and Losses for Tax on Investment Income - Columns a - d

List and describe the kind(s) of property sold (e.g., real estate, (a) 2-story brick warehouse; or common stock, 200 shs. MLC Co.)	(b) How acquired P—Purchase D—Donation	(c) Date acquired (mo., day, yr.)	(d) Date sold (mo., day, yr.)
3910. SCHLUMBERGER LTD		2019-06-06	2019-10-23
11950. SYSCO CORP		2019-08-29	2019-10-23
7030. TEXAS INSTRS INC		2019-04-02	2019-10-23
16800. US BANCORP DEL		2013-04-23	2019-10-23
7060. UNITED PARCEL SERVICE INC		2018-10-10	2019-10-23
160000. US TREASURY N/B 3% 15 FEB 2048		2019-10-10	2019-10-23
1415000. US TREASURY N/B 3% 15 FEB 2048		2019-09-12	2019-10-23
1000000. US TREASURY N/B 1.625% 15 MAY 2026		2018-06-01	2019-10-23
1250000. US TREASURY N/B 1.625% 15 MAY 2026		2019-07-16	2019-10-23
1120000. US TREASURY N/B 1.75% 30 APR 2022		2019-10-15	2019-10-23

Form 990PF Part IV - Capital Gains and Losses for Tax on Investment Income - Columns e - h

(e) Gross sales price	(f) Depreciation allowed (or allowable)	(g) Cost or other basis plus expense of sale	(h) Gain or (loss) (e) plus (f) minus (g)
135,065		135,969	-904
946,575		886,560	60,015
832,614		768,060	64,554
947,702		502,834	444,868
813,785		822,680	-8,895
185,731		188,920	-3,189
1,642,561		1,502,491	140,070
999,023		946,440	52,583
1,248,779		1,221,118	27,661
1,125,119		1,104,016	21,103

Form 990PF Part IV - Capital Gains and Losses for Tax on Investment Income - Columns i - l

Complete only for assets showing gain in column (h) and owned by the foundation on 12/31/69			(l) Gains (Col. (h) gain minus col. (k), but not less than -0-) or Losses (from col.(h))
(i) F.M.V. as of 12/31/69	(j) Adjusted basis as of 12/31/69	(k) Excess of col. (i) over col. (j), if any	
			-904
			60,015
			64,554
			444,868
			-8,895
			-3,189
			140,070
			52,583
			27,661
			21,103

Form 990PF Part IV - Capital Gains and Losses for Tax on Investment Income - Columns a - d

List and describe the kind(s) of property sold (e.g., real estate, (a) 2-story brick warehouse; or common stock, 200 shs. MLC Co.)	(b) How acquired P—Purchase D—Donation	(c) Date acquired (mo., day, yr.)	(d) Date sold (mo., day, yr.)
755000. US TREASURY N/B 1.75% 30 APR 2022		2017-03-08	2019-10-23
350000. US TREASURY N/B 2.875% 31 JUL 2025		2019-02-13	2019-10-23
700000. US TREASURY N/B 2.875% 31 JUL 2025		2018-08-29	2019-10-23
300000.27193 US TREASURY N/B 1.625% 15 AUG 2029		2019-09-05	2019-10-23
449999.72807 US TREASURY N/B 1.625% 15 AUG 2029		2019-09-05	2019-10-23
14120. VERIZON COMMUNICATIONS COM		2008-05-12	2019-10-23
7720. WALMART STORES INC COM		2016-02-04	2019-10-23
6910. WASTE MGMT INC DEL COM		2009-05-19	2019-10-23
2990. WATSCO INC		2019-01-16	2019-10-23
7700. WILLIAMS-SONOMA INC		2018-10-10	2019-10-23

Form 990PF Part IV - Capital Gains and Losses for Tax on Investment Income - Columns e - h

(e) Gross sales price	(f) Depreciation allowed (or allowable)	(g) Cost or other basis plus expense of sale	(h) Gain or (loss) (e) plus (f) minus (g)
758,451		747,457	10,994
374,295		355,402	18,893
748,590		701,414	47,176
296,836		301,249	-4,413
445,254		451,873	-6,619
861,305		507,835	353,470
918,605		507,899	410,706
804,618		196,699	607,919
525,709		426,480	99,229
544,305		470,793	73,512

Form 990PF Part IV - Capital Gains and Losses for Tax on Investment Income - Columns i - l

Complete only for assets showing gain in column (h) and owned by the foundation on 12/31/69			(l) Gains (Col. (h) gain minus col. (k), but not less than -0-) or Losses (from col.(h))
(i) F.M.V. as of 12/31/69	(j) Adjusted basis as of 12/31/69	(k) Excess of col. (i) over col. (j), if any	
			10,994
			18,893
			47,176
			-4,413
			-6,619
			353,470
			410,706
			607,919
			99,229
			73,512

**Form 990PF Part IV - Capital Gains and Losses for Tax on Investment Income - Columns a - d**

List and describe the kind(s) of property sold (e.g., real estate, (a) 2-story brick warehouse; or common stock, 200 shs. MLC Co.)	(b) How acquired P—Purchase D—Donation	(c) Date acquired (mo., day, yr.)	(d) Date sold (mo., day, yr.)
11100. EATON CORP PLC		2016-04-12	2019-10-23
45110. INVESCO LTD		2018-10-10	2019-10-23
6640. INVESCO LTD		2019-04-02	2019-10-23
9040. CHUBB LIMITED COM		2015-10-08	2019-10-23
4720. TE CONNECTIVITY LTD		2019-01-16	2019-10-23
9880. LYONDELLBASELL INDU-CL A		2016-02-04	2019-10-23
750. LYONDELLBASELL INDU-CL A		2019-01-16	2019-10-23
185000. CORRECTIONS CORP OF AMERICA		2019-01-28	2019-10-25
1456.88 FEDERAL NAT'L MTGE ASSN POOL 255771		2007-04-10	2019-10-25
1272.19 FEDERAL NAT'L MTGE ASSN POOL 257207		2008-06-12	2019-10-25

**Form 990PF Part IV - Capital Gains and Losses for Tax on Investment Income - Columns e - h**

(e) Gross sales price	(f) Depreciation allowed (or allowable)	(g) Cost or other basis plus expense of sale	(h) Gain or (loss) (e) plus (f) minus (g)
935,264		608,528	326,736
754,485		1,320,253	-565,768
111,057		123,667	-12,610
1,351,704		953,072	398,632
441,498		368,891	72,607
865,939		742,241	123,698
65,734		63,963	1,771
183,613		179,915	3,698
1,457		1,460	-3
1,272		1,272	

**Form 990PF Part IV - Capital Gains and Losses for Tax on Investment Income - Columns i - l**

Complete only for assets showing gain in column (h) and owned by the foundation on 12/31/69			(l) Gains (Col. (h) gain minus col. (k), but not less than -0-) or Losses (from col.(h))
(i) F.M.V. as of 12/31/69	(j) Adjusted basis as of 12/31/69	(k) Excess of col. (i) over col. (j), if any	
			326,736
			-565,768
			-12,610
			398,632
			72,607
			123,698
			1,771
			3,698
			-3

Form 990PF Part IV - Capital Gains and Losses for Tax on Investment Income - Columns a - d

List and describe the kind(s) of property sold (e.g., real estate, (a) 2-story brick warehouse; or common stock, 200 shs. MLC Co.)	(b) How acquired P—Purchase D—Donation	(c) Date acquired (mo., day, yr.)	(d) Date sold (mo., day, yr.)
1458.45 FNMA POOL 555783 4.5% 10/01/33		2012-02-17	2019-10-25
7042.45 FN AH5613 3.5% 01 FEB 2026		2017-11-13	2019-10-25
11332.62 FN AJ1440 3.5% 01 SEP 2026		2018-05-01	2019-10-25
16258.85 FN AL9367 3.5% 01 NOV 2046		2017-05-15	2019-10-25
21920.15 FNMA POOL AR9194 3.0% 3/01/43		2018-05-25	2019-10-25
3923.94 FN AS9585 4% 01 MAY 2047		2018-12-18	2019-10-25
22116.13 FN AS9585 4% 01 MAY 2047		2018-08-25	2019-10-25
2363.88 FEDERAL NAT'L MTGE ASSN POOL 725424		2011-08-23	2019-10-25
1868.64 FEDERAL NAT'L MTGE ASSN POOL 725232		2011-06-02	2019-10-25
2198.53 FEDERAL NAT'L MTGE ASSN POOL 725598		2007-04-10	2019-10-25

Form 990PF Part IV - Capital Gains and Losses for Tax on Investment Income - Columns e - h

(e) Gross sales price	(f) Depreciation allowed (or allowable)	(g) Cost or other basis plus expense of sale	(h) Gain or (loss) (e) plus (f) minus (g)
1,458		1,491	-33
7,042		7,184	-142
11,333		11,430	-97
16,259		16,615	-356
21,920		21,331	589
3,924		3,987	-63
22,116		22,497	-381
2,364		2,355	9
1,869		1,915	-46
2,199		2,175	24

Form 990PF Part IV - Capital Gains and Losses for Tax on Investment Income - Columns i - l

Complete only for assets showing gain in column (h) and owned by the foundation on 12/31/69			(l) Gains (Col. (h) gain minus col. (k), but not less than -0-) or Losses (from col.(h))
(i) F.M.V. as of 12/31/69	(j) Adjusted basis as of 12/31/69	(k) Excess of col. (i) over col. (j), if any	
			-33
			-142
			-97
			-356
			589
			-63
			-381
			9
			-46
			24



Form 990PF Part IV - Capital Gains and Losses for Tax on Investment Income - Columns a - d

List and describe the kind(s) of property sold (e.g., real estate, (a) 2-story brick warehouse; or common stock, 200 shs. MLC Co.)	(b) How acquired P—Purchase D—Donation	(c) Date acquired (mo., day, yr.)	(d) Date sold (mo., day, yr.)
1729.78 FEDERAL NAT'L MTGE ASSN POOL 725866		2012-06-19	2019-10-25
60.62 FN 728925 6% 01 AUG 2033		2004-02-24	2019-10-25
2466.3 FEDERAL NAT'L MTGE ASSN POOL 745275		2012-11-26	2019-10-25
210.28 FN 800664 5.5% 01 OCT 2034		2005-03-08	2019-10-25
18835.83 FN CA0853 3.5% 01 DEC 2047		2018-09-12	2019-10-25
217.8 FN 888300 FLT 01 FEB 2036		2007-08-27	2019-10-25
2013.97 FN 888482 4.5% 01 MAY 2035		2011-09-12	2019-10-25
72.06 FN 888622 FLT 01 JUL 2037		2007-08-22	2019-10-25
136.21 FNMA POOL 0888628		2007-09-07	2019-10-25
21853.33 FN 890789 3% 01 SEP 2032		2018-06-07	2019-10-25

Form 990PF Part IV - Capital Gains and Losses for Tax on Investment Income - Columns e - h

(e) Gross sales price	(f) Depreciation allowed (or allowable)	(g) Cost or other basis plus expense of sale	(h) Gain or (loss) (e) plus (f) minus (g)
1,730		1,770	-40
61		61	
2,466		2,531	-65
210		211	-1
18,836		18,718	118
218		217	1
2,014		2,060	-46
72		72	
136		136	
21,853		21,707	146

Form 990PF Part IV - Capital Gains and Losses for Tax on Investment Income - Columns i - l

Complete only for assets showing gain in column (h) and owned by the foundation on 12/31/69			(l) Gains (Col. (h) gain minus col. (k), but not less than -0-) or Losses (from col.(h))
(i) F.M.V. as of 12/31/69	(j) Adjusted basis as of 12/31/69	(k) Excess of col. (i) over col. (j), if any	
			-40
			-65
			-1
			118
			1
			-46
			146

Form 990PF Part IV - Capital Gains and Losses for Tax on Investment Income - Columns a - d

List and describe the kind(s) of property sold (e.g., real estate, (a) 2-story brick warehouse; or common stock, 200 shs. MLC Co.)	(b) How acquired P—Purchase D—Donation	(c) Date acquired (mo., day, yr.)	(d) Date sold (mo., day, yr.)
19356.37 FN 922277 6% 01 DEC 2036		2007-03-07	2019-10-25
3515.63 FNMA POOL OMA0614		2012-07-05	2019-10-25
4624.75 FNMA POOL AE0216 4.0% 8/01/40		2015-12-15	2019-10-25
4213.08 FNMA POOL 0AE0478		2013-07-08	2019-10-25
330.65 JPMMT 2003-A1 2A1 VAR 25 OCT 2033		2007-08-15	2019-10-25
282609.848 PIMCO FOREIGN BOND FUND-INST		2015-09-02	2019-10-25
15000. ISHARES S& P MID-CAP 400 GROWTH ETF		2018-03-01	2019-10-28
22430. ISHARES S& P SMALL-CAP 600 VALUE ETF		2018-03-01	2019-10-28
136523. ISHARES MSCI ACWI EX US ETF		2018-08-28	2019-10-28
200000. US TREASURY N/B 1.625% 15 MAY 2026		2019-07-16	2019-11-01

Form 990PF Part IV - Capital Gains and Losses for Tax on Investment Income - Columns e - h

(e) Gross sales price	(f) Depreciation allowed (or allowable)	(g) Cost or other basis plus expense of sale	(h) Gain or (loss) (e) plus (f) minus (g)
19,356		19,402	-46
3,516		3,619	-103
4,625		4,787	-162
4,213		4,304	-91
331		321	10
3,170,882		2,977,506	193,376
3,418,773		3,299,798	118,975
3,481,658		3,471,124	10,534
6,484,776		6,533,844	-49,068
200,133		195,377	4,756

Form 990PF Part IV - Capital Gains and Losses for Tax on Investment Income - Columns i - l

Complete only for assets showing gain in column (h) and owned by the foundation on 12/31/69			(l) Gains (Col. (h) gain minus col. (k), but not less than -0-) or Losses (from col.(h))
(i) F.M.V. as of 12/31/69	(j) Adjusted basis as of 12/31/69	(k) Excess of col. (i) over col. (j), if any	
			-46
			-103
			-162
			-91
			10
			193,376
			118,975
			10,534
			-49,068
			4,756

Form 990PF Part IV - Capital Gains and Losses for Tax on Investment Income - Columns a - d

List and describe the kind(s) of property sold (e.g., real estate, (a) 2-story brick warehouse; or common stock, 200 shs. MLC Co.)	(b) How acquired P—Purchase D—Donation	(c) Date acquired (mo., day, yr.)	(d) Date sold (mo., day, yr.)
288836.011 TEMPLETON GLOBAL BOND FUND/UNITED STATES		2019-10-25	2019-11-07
11656. CIE FINANCIERE RICHEMONT SA		2019-10-25	2019-11-12
3564. ANHEUSER-BUSCH INBEV SA/NV		2019-10-25	2019-11-13
658. GLOBAL PAYMENTS INC		2019-10-25	2019-11-13
337.54 FG G01584 5% 01 AUG 2033		2008-09-18	2019-11-15
1445.46 FED'L HOME LOAN MTGE CORP GRP G11769		2010-10-05	2019-11-15
2681.4 FHS 239 F30 FLT 15 AUG 2036		2011-09-07	2019-11-15
835.96 FG G02386 6% 01 NOV 2036		2007-06-13	2019-11-15
474.09 FHLMC POOL G1-1974		2008-05-30	2019-11-15
144.48 FG G12009 5.5% 01 JUL 2020		2008-09-30	2019-11-15

Form 990PF Part IV - Capital Gains and Losses for Tax on Investment Income - Columns e - h

(e) Gross sales price	(f) Depreciation allowed (or allowable)	(g) Cost or other basis plus expense of sale	(h) Gain or (loss) (e) plus (f) minus (g)
3,081,880		3,081,880	
83,688		88,003	-4,315
282,762		291,743	-8,981
113,991		106,274	7,717
338		334	4
1,445		1,436	9
2,681		2,676	5
836		823	13
474		474	
144		145	-1

Form 990PF Part IV - Capital Gains and Losses for Tax on Investment Income - Columns i - l

Complete only for assets showing gain in column (h) and owned by the foundation on 12/31/69			(l) Gains (Col. (h) gain minus col. (k), but not less than -0-) or Losses (from col.(h))
(i) F.M.V. as of 12/31/69	(j) Adjusted basis as of 12/31/69	(k) Excess of col. (i) over col. (j), if any	
			-4,315
			-8,981
			7,717
			4
			9
			5
			13
			-1

Form 990PF Part IV - Capital Gains and Losses for Tax on Investment Income - Columns a - d

List and describe the kind(s) of property sold (e.g., real estate, (a) 2-story brick warehouse; or common stock, 200 shs. MLC Co.)	(b) How acquired P—Purchase D—Donation	(c) Date acquired (mo., day, yr.)	(d) Date sold (mo., day, yr.)
101.58 FHLMC POOL G1-2311		2008-07-18	2019-11-15
6970.28 FG G03205 5.5% 01 JUL 2035		2012-04-20	2019-11-15
14526.65 FG G14725 2.5% 01 APR 2028		2016-10-06	2019-11-15
14678.4 FHLMC GOLD G08681 3.5% 12/01/45		2016-01-12	2019-11-15
3168.03 FG J03736 5.5% 01 NOV 2021		2007-04-11	2019-11-15
12913.98 FG E03091 3% 01 APR 2027		2016-10-17	2019-11-15
112.64 FG A13362 5.5% 01 NOV 2033		2005-03-08	2019-11-15
43.9 FG A18058 6% 01 JAN 2034		2004-02-24	2019-11-15
13059.57 FHLMC POOL #G6-0080		2015-07-09	2019-11-15
6082. UBISOFT ENTERTAIN-UNSPON ADR		2019-10-25	2019-11-18

Form 990PF Part IV - Capital Gains and Losses for Tax on Investment Income - Columns e - h

(e) Gross sales price	(f) Depreciation allowed (or allowable)	(g) Cost or other basis plus expense of sale	(h) Gain or (loss) (e) plus (f) minus (g)
102		101	1
6,970		7,022	-52
14,527		14,790	-263
14,678		15,015	-337
3,168		3,168	
12,914		13,206	-292
113		113	
44		44	
13,060		13,305	-245
66,113		63,686	2,427

Form 990PF Part IV - Capital Gains and Losses for Tax on Investment Income - Columns i - l

Complete only for assets showing gain in column (h) and owned by the foundation on 12/31/69			(l) Gains (Col. (h) gain minus col. (k), but not less than -0-) or Losses (from col.(h))
(i) F.M.V. as of 12/31/69	(j) Adjusted basis as of 12/31/69	(k) Excess of col. (i) over col. (j), if any	
			1
			-52
			-263
			-337
			-292
			-245
			2,427

Form 990PF Part IV - Capital Gains and Losses for Tax on Investment Income - Columns a - d

List and describe the kind(s) of property sold (e.g., real estate, (a) 2-story brick warehouse; or common stock, 200 shs. MLC Co.)	(b) How acquired P—Purchase D—Donation	(c) Date acquired (mo., day, yr.)	(d) Date sold (mo., day, yr.)
12860. ZOZO INC -UNSP ADR		2019-10-25	2019-11-18
4308.77 MVW OWNER TRUST 3% 20 NOV 2036		2019-05-14	2019-11-20
7130.96 MVWOT 2019-2A B 2.44% 20 OCT 2038		2019-10-01	2019-11-20
299936.68 FN AH5613 3.5% 01 FEB 2026		2017-11-13	2019-11-21
2073.17 FEDERAL NAT'L MTGE ASSN POOL 255771		2007-04-10	2019-11-25
537.15 FEDERAL NAT'L MTGE ASSN POOL 257207		2008-06-12	2019-11-25
1377.7 FNMA POOL 555783 4.5% 10/01/33		2012-02-17	2019-11-25
11043.33 FN AH5613 3.5% 01 FEB 2026		2017-11-13	2019-11-25
12229.32 FN AJ1440 3.5% 01 SEP 2026		2018-05-01	2019-11-25
13790.76 FN AL9367 3.5% 01 NOV 2046		2017-05-15	2019-11-25

Form 990PF Part IV - Capital Gains and Losses for Tax on Investment Income - Columns e - h

(e) Gross sales price	(f) Depreciation allowed (or allowable)	(g) Cost or other basis plus expense of sale	(h) Gain or (loss) (e) plus (f) minus (g)
52,082		60,828	-8,746
4,309		4,308	1
7,131		7,130	1
310,669		305,823	4,846
2,073		2,077	-4
537		537	
1,378		1,409	-31
11,043		11,260	-217
12,229		12,332	-103
13,791		14,090	-299

Form 990PF Part IV - Capital Gains and Losses for Tax on Investment Income - Columns i - l

Complete only for assets showing gain in column (h) and owned by the foundation on 12/31/69			(l) Gains (Col. (h) gain minus col. (k), but not less than -0-) or Losses (from col.(h))
(i) F.M.V. as of 12/31/69	(j) Adjusted basis as of 12/31/69	(k) Excess of col. (i) over col. (j), if any	
			-8,746
			1
			1
			4,846
			-4
			-31
			-217
			-103
			-299

Form 990PF Part IV - Capital Gains and Losses for Tax on Investment Income - Columns a - d

List and describe the kind(s) of property sold (e.g., real estate, (a) 2-story brick warehouse; or common stock, 200 shs. MLC Co.)	(b) How acquired P—Purchase D—Donation	(c) Date acquired (mo., day, yr.)	(d) Date sold (mo., day, yr.)
6814.44 FNMA POOL AR9194 3.0% 3/01/43		2018-05-25	2019-11-25
23209.71409 FN AS9585 4% 01 MAY 2047		2018-08-10	2019-11-25
10458.62591 FN AS9585 4% 01 MAY 2047		2018-08-25	2019-11-25
5973.59 FN AS9585 4% 01 MAY 2047		2018-12-18	2019-11-25
3529.3 FEDERAL NAT'L MTGE ASSN POOL 725424		2011-08-23	2019-11-25
2283.51 FEDERAL NAT'L MTGE ASSN POOL 725232		2011-06-02	2019-11-25
1577.56 FEDERAL NAT'L MTGE ASSN POOL 725598		2007-04-10	2019-11-25
2203.96 FEDERAL NAT'L MTGE ASSN POOL 725866		2012-06-19	2019-11-25
60.95 FN 728925 6% 01 AUG 2033		2004-02-24	2019-11-25
2198.78 FEDERAL NAT'L MTGE ASSN POOL 745275		2012-11-26	2019-11-25

Form 990PF Part IV - Capital Gains and Losses for Tax on Investment Income - Columns e - h

(e) Gross sales price	(f) Depreciation allowed (or allowable)	(g) Cost or other basis plus expense of sale	(h) Gain or (loss) (e) plus (f) minus (g)
6,814		6,631	183
23,210		23,634	-424
10,459		10,650	-191
5,974		6,073	-99
3,529		3,516	13
2,284		2,335	-51
1,578		1,561	17
2,204		2,255	-51
61		61	
2,199		2,256	-57

Form 990PF Part IV - Capital Gains and Losses for Tax on Investment Income - Columns i - l

Complete only for assets showing gain in column (h) and owned by the foundation on 12/31/69			(l) Gains (Col. (h) gain minus col. (k), but not less than -0-) or Losses (from col.(h))
(i) F.M.V. as of 12/31/69	(j) Adjusted basis as of 12/31/69	(k) Excess of col. (i) over col. (j), if any	
			183
			-424
			-191
			-99
			13
			-51
			17
			-51
			-57

Form 990PF Part IV - Capital Gains and Losses for Tax on Investment Income - Columns a - d

List and describe the kind(s) of property sold (e.g., real estate, (a) 2-story brick warehouse; or common stock, 200 shs. MLC Co.)	(b) How acquired P—Purchase D—Donation	(c) Date acquired (mo., day, yr.)	(d) Date sold (mo., day, yr.)
207.11 FN 800664 5.5% 01 OCT 2034		2005-03-08	2019-11-25
13027.49 FN CA0853 3.5% 01 DEC 2047		2018-09-12	2019-11-25
217.77 FN 888300 FLT 01 FEB 2036		2007-08-27	2019-11-25
1546.24 FN 888482 4.5% 01 MAY 2035		2011-09-12	2019-11-25
187.66 FN 888622 FLT 01 JUL 2037		2007-08-22	2019-11-25
137.74 FNMA POOL 0888628		2007-09-07	2019-11-25
24066.06 FN 890789 3% 01 SEP 2032		2018-06-07	2019-11-25
317.55 FN 922277 6% 01 DEC 2036		2007-03-07	2019-11-25
1540.24 FNMA POOL 0MA0614		2012-07-05	2019-11-25
4445.54 FNMA POOL AE0216 4.0% 8/01/40		2015-12-15	2019-11-25

Form 990PF Part IV - Capital Gains and Losses for Tax on Investment Income - Columns e - h

(e) Gross sales price	(f) Depreciation allowed (or allowable)	(g) Cost or other basis plus expense of sale	(h) Gain or (loss) (e) plus (f) minus (g)
207		208	-1
13,027		12,946	81
218		217	1
1,546		1,581	-35
188		186	2
138		138	
24,066		23,904	162
318		318	
1,540		1,583	-43
4,446		4,598	-152

Form 990PF Part IV - Capital Gains and Losses for Tax on Investment Income - Columns i - l

Complete only for assets showing gain in column (h) and owned by the foundation on 12/31/69			(l) Gains (Col. (h) gain minus col. (k), but not less than -0-) or Losses (from col.(h))
(i) F.M.V. as of 12/31/69	(j) Adjusted basis as of 12/31/69	(k) Excess of col. (i) over col. (j), if any	
			-1
			81
			1
			-35
			2
			162
			-43
			-152

Form 990PF Part IV - Capital Gains and Losses for Tax on Investment Income - Columns a - d

List and describe the kind(s) of property sold (e.g., real estate, (a) 2-story brick warehouse; or common stock, 200 shs. MLC Co.)	(b) How acquired P—Purchase D—Donation	(c) Date acquired (mo., day, yr.)	(d) Date sold (mo., day, yr.)
4529.7 FNMA POOL 0AE0478		2013-07-08	2019-11-25
335.37 JPMMT 2003-A1 2A1 VAR 25 OCT 2033		2007-08-15	2019-11-25
400000. VERIZON COMMUNICATIONS 6% 01 APR 2041		2011-03-25	2019-11-25
5973. ABN AMRO BANK NV-UNSP ADR		2019-10-25	2019-11-26
16190. AT&T INC		2014-12-11	2019-12-05
770. CVS HEALTH CORP		2019-08-29	2019-12-05
2060. CLOROX CO/THE		2018-02-26	2019-12-05
300. LILLY ELI & CO		2016-12-14	2019-12-05
680. MERCK & CO INC		2008-06-13	2019-12-05
14650. SABRE CORP		2017-12-05	2019-12-05

Form 990PF Part IV - Capital Gains and Losses for Tax on Investment Income - Columns e - h

(e) Gross sales price	(f) Depreciation allowed (or allowable)	(g) Cost or other basis plus expense of sale	(h) Gain or (loss) (e) plus (f) minus (g)
4,530		4,626	-96
335		326	9
557,620		394,376	163,244
102,784		112,890	-10,106
618,133		388,922	229,211
57,057		46,249	10,808
308,994		269,356	39,638
35,574		20,401	15,173
60,146		23,876	36,270
325,856		301,383	24,473

Form 990PF Part IV - Capital Gains and Losses for Tax on Investment Income - Columns i - l

Complete only for assets showing gain in column (h) and owned by the foundation on 12/31/69			(l) Gains (Col. (h) gain minus col. (k), but not less than -0-) or Losses (from col.(h))
(i) F.M.V. as of 12/31/69	(j) Adjusted basis as of 12/31/69	(k) Excess of col. (i) over col. (j), if any	
			-96
			9
			163,244
			-10,106
			229,211
			10,808
			39,638
			15,173
			36,270
			24,473



Form 990PF Part IV - Capital Gains and Losses for Tax on Investment Income - Columns a - d

List and describe the kind(s) of property sold (e.g., real estate, (a) 2-story brick warehouse; or common stock, 200 shs. MLC Co.)	(b) How acquired P—Purchase D—Donation	(c) Date acquired (mo., day, yr.)	(d) Date sold (mo., day, yr.)
9000. SCHLUMBERGER LTD		2017-11-03	2019-12-05
4340. WILLIAMS-SONOMA INC		2018-10-10	2019-12-05
350. EATON CORP PLC		2016-04-12	2019-12-05
2050. CHUBB LIMITED COM		2015-10-08	2019-12-05
11046.024 ADVISERS INVT TR JOHCM INTL SL I		2019-10-25	2019-12-06
10526.317 ARTISAN DEVELOPING WORLD FUND		2019-10-25	2019-12-06
2310. ISHARES CORE S& P 500 ETF		2019-10-25	2019-12-06
5940.594 JPMORGAN HEDGED EQUITY FUND		2019-10-25	2019-12-06
495000. SEMGROUP CORP 7.25% 15 MAR 2026		2018-05-24	2019-12-06
1430. ALLIANT ENERGY CORP		2013-07-09	2019-12-11

Form 990PF Part IV - Capital Gains and Losses for Tax on Investment Income - Columns e - h

(e) Gross sales price	(f) Depreciation allowed (or allowable)	(g) Cost or other basis plus expense of sale	(h) Gain or (loss) (e) plus (f) minus (g)
323,802		607,408	-283,606
300,934		265,356	35,578
32,072		18,939	13,133
306,875		216,128	90,747
264,000		251,849	12,151
156,000		148,316	7,684
730,707		701,131	29,576
126,000		123,446	2,554
544,624		492,525	52,099
75,674		36,448	39,226

Form 990PF Part IV - Capital Gains and Losses for Tax on Investment Income - Columns i - l

Complete only for assets showing gain in column (h) and owned by the foundation on 12/31/69			(l) Gains (Col. (h) gain minus col. (k), but not less than -0-) or Losses (from col.(h))
(i) F.M.V. as of 12/31/69	(j) Adjusted basis as of 12/31/69	(k) Excess of col. (i) over col. (j), if any	
			-283,606
			35,578
			13,133
			90,747
			12,151
			7,684
			29,576
			2,554
			52,099
			39,226

Form 990PF Part IV - Capital Gains and Losses for Tax on Investment Income - Columns a - d

List and describe the kind(s) of property sold (e.g., real estate, (a) 2-story brick warehouse; or common stock, 200 shs. MLC Co.)	(b) How acquired P—Purchase D—Donation	(c) Date acquired (mo., day, yr.)	(d) Date sold (mo., day, yr.)
290. APPLE INC		2019-02-11	2019-12-11
2680. BANK OF AMERICA CORP		2017-11-03	2019-12-11
640. BANK OF AMERICA CORP		2019-06-06	2019-12-11
180. BLACKROCK INC		2012-08-27	2019-12-11
610. BRISTOL-MYERS SQUIBB CO		2019-01-16	2019-12-11
400. BROADCOM INC		2019-08-29	2019-12-11
500. CVS HEALTH CORP		2019-08-29	2019-12-11
770. CHEVRON CORP		2003-03-13	2019-12-11
1250. CISCO SYSTEMS INC		2019-12-05	2019-12-11
80. CLOROX CO/THE		2018-02-26	2019-12-11

Form 990PF Part IV - Capital Gains and Losses for Tax on Investment Income - Columns e - h

(e) Gross sales price	(f) Depreciation allowed (or allowable)	(g) Cost or other basis plus expense of sale	(h) Gain or (loss) (e) plus (f) minus (g)
78,307		49,454	28,853
89,993		74,335	15,658
21,491		17,786	3,705
88,888		32,048	56,840
37,947		30,224	7,723
128,097		113,789	14,308
36,614		30,032	6,582
90,019		24,586	65,433
55,349		54,515	834
12,193		10,460	1,733

Form 990PF Part IV - Capital Gains and Losses for Tax on Investment Income - Columns i - l

Complete only for assets showing gain in column (h) and owned by the foundation on 12/31/69			(l) Gains (Col. (h) gain minus col. (k), but not less than -0-) or Losses (from col.(h))
(i) F.M.V. as of 12/31/69	(j) Adjusted basis as of 12/31/69	(k) Excess of col. (i) over col. (j), if any	
			28,853
			15,658
			3,705
			56,840
			7,723
			14,308
			6,582
			65,433
			834
			1,733

Form 990PF Part IV - Capital Gains and Losses for Tax on Investment Income - Columns a - d			
List and describe the kind(s) of property sold (e.g., real estate, (a) 2-story brick warehouse; or common stock, 200 shs. MLC Co.)	(b) How acquired P—Purchase D—Donation	(c) Date acquired (mo., day, yr.)	(d) Date sold (mo., day, yr.)
1320. COCA-COLA CO/THE		2016-09-29	2019-12-11
150. CONOCOPHILLIPS		2019-12-05	2019-12-11
1000.05689 DOMINION ENERGY INC		2019-12-05	2019-12-11
539.94311 DOMINION ENERGY INC		2019-12-05	2019-12-11
960. DUPONT DE NEMOURS INC		2019-06-06	2019-12-11
200. EQUITY RESIDENTIAL		2019-04-02	2019-12-11
1230. EXXON MOBIL CORP		2006-02-23	2019-12-11
1920. FIFTH THIRD BANCORP		2019-12-05	2019-12-11
800. GALLAGHER ARTHUR J & CO		2008-05-30	2019-12-11
390. GENERAL DYNAMICS CORP		2019-08-29	2019-12-11

Form 990PF Part IV - Capital Gains and Losses for Tax on Investment Income - Columns e - h

(e) Gross sales price	(f) Depreciation allowed (or allowable)	(g) Cost or other basis plus expense of sale	(h) Gain or (loss) (e) plus (f) minus (g)
71,173		55,620	15,553
9,213		9,047	166
80,753		80,835	-82
43,600		43,644	-44
61,492		69,339	-7,847
16,700		15,033	1,667
85,139		46,398	38,741
58,079		57,263	816
75,066		20,335	54,731
69,482		73,655	-4,173

Form 990PF Part IV - Capital Gains and Losses for Tax on Investment Income - Columns i - l

Complete only for assets showing gain in column (h) and owned by the foundation on 12/31/69			(l) Gains (Col. (h) gain minus col. (k), but not less than -0-) or Losses (from col.(h))
(i) F.M.V. as of 12/31/69	(j) Adjusted basis as of 12/31/69	(k) Excess of col. (i) over col. (j), if any	
			15,553
			166
			-82
			-44
			-7,847
			1,667
			38,741
			816
			54,731
			-4,173

**Form 990PF Part IV - Capital Gains and Losses for Tax on Investment Income - Columns a - d**

List and describe the kind(s) of property sold (e.g., real estate, (a) 2-story brick warehouse; or common stock, 200 shs. MLC Co.)	(b) How acquired P—Purchase D—Donation	(c) Date acquired (mo., day, yr.)	(d) Date sold (mo., day, yr.)
1270. GILEAD SCIENCES INC		2018-10-10	2019-12-11
700. HASBRO INC		2012-03-26	2019-12-11
200. HOME DEPOT INC		2019-12-05	2019-12-11
1000. JPMORGAN CHASE & CO		2003-04-21	2019-12-11
600. LILLY ELI & CO		2016-12-14	2019-12-11
610. MSC INDUSTRIAL DIRECT CO INC		2018-02-26	2019-12-11
1000. MERCK & CO INC		2008-06-13	2019-12-11
1500. METLIFE INC COM		2017-03-27	2019-12-11
460. MICROSOFT CORP COM		2016-06-09	2019-12-11
800. NASDAQ INC		2018-04-02	2019-12-11

**Form 990PF Part IV - Capital Gains and Losses for Tax on Investment Income - Columns e - h**

(e) Gross sales price	(f) Depreciation allowed (or allowable)	(g) Cost or other basis plus expense of sale	(h) Gain or (loss) (e) plus (f) minus (g)
85,736		97,239	-11,503
70,208		26,007	44,201
42,311		42,613	-302
134,358		26,553	107,805
72,155		36,901	35,254
44,456		54,562	-10,106
89,229		35,112	54,117
73,363		69,222	4,141
69,592		23,814	45,778
83,661		68,510	15,151

**Form 990PF Part IV - Capital Gains and Losses for Tax on Investment Income - Columns i - l**

Complete only for assets showing gain in column (h) and owned by the foundation on 12/31/69			(l) Gains (Col. (h) gain minus col. (k), but not less than -0-) or Losses (from col.(h))
(i) F.M.V. as of 12/31/69	(j) Adjusted basis as of 12/31/69	(k) Excess of col. (i) over col. (j), if any	
			-11,503
			44,201
			-302
			107,805
			35,254
			-10,106
			54,117
			4,141
			45,778
			15,151

Form 990PF Part IV - Capital Gains and Losses for Tax on Investment Income - Columns a - d

List and describe the kind(s) of property sold (e.g., real estate, (a) 2-story brick warehouse; or common stock, 200 shs. MLC Co.)	(b) How acquired P—Purchase D—Donation	(c) Date acquired (mo., day, yr.)	(d) Date sold (mo., day, yr.)
200. NEXTERA ENERGY INC		2010-06-03	2019-12-11
990. OMNICOM GROUP COM		2017-11-03	2019-12-11
330. ONEOK INC NEW		2018-01-23	2019-12-11
1330. PPL CORP		2017-12-05	2019-12-11
450. PEPSICO INC COM		2019-08-29	2019-12-11
990. PROCTER & GAMBLE CO		2017-05-26	2019-12-11
890. QUALCOMM INC		2015-12-18	2019-12-11
100. RAYTHEON CO COM NEW		2012-08-27	2019-12-11
700. SCHLUMBERGER LTD		2017-11-03	2019-12-11
720. SYSCO CORP		2019-08-29	2019-12-11

Form 990PF Part IV - Capital Gains and Losses for Tax on Investment Income - Columns e - h

(e) Gross sales price	(f) Depreciation allowed (or allowable)	(g) Cost or other basis plus expense of sale	(h) Gain or (loss) (e) plus (f) minus (g)
46,964		10,029	36,935
79,733		66,196	13,537
23,935		17,905	6,030
44,993		47,055	-2,062
61,763		61,221	542
123,492		86,258	37,234
76,743		42,497	34,246
21,792		5,600	16,192
26,754		44,297	-17,543
59,460		53,416	6,044

Form 990PF Part IV - Capital Gains and Losses for Tax on Investment Income - Columns i - l

Complete only for assets showing gain in column (h) and owned by the foundation on 12/31/69			(l) Gains (Col. (h) gain minus col. (k), but not less than -0-) or Losses (from col.(h))
(i) F.M.V. as of 12/31/69	(j) Adjusted basis as of 12/31/69	(k) Excess of col. (i) over col. (j), if any	
			36,935
			13,537
			6,030
			-2,062
			542
			37,234
			34,246
			16,192
			-17,543
			6,044

Form 990PF Part IV - Capital Gains and Losses for Tax on Investment Income - Columns a - d			
List and describe the kind(s) of property sold (e.g., real estate, (a) 2-story brick warehouse; or common stock, 200 shs. MLC Co.)	(b) How acquired P—Purchase D—Donation	(c) Date acquired (mo., day, yr.)	(d) Date sold (mo., day, yr.)
700. TEXAS INSTRS INC		2019-12-05	2019-12-11
1000. TRUIST FINANCIAL CORP		2012-08-27	2019-12-11
1400. US BANCORP DEL		2005-06-27	2019-12-11
270. UNITED PARCEL SERVICE INC		2017-11-03	2019-12-11
1040. VERIZON COMMUNICATIONS COM		2008-04-14	2019-12-11
100. WALMART STORES INC COM		2016-02-04	2019-12-11
220. WASTE MGMT INC DEL COM		2009-05-19	2019-12-11
600. EATON CORP PLC		2016-04-12	2019-12-11
4040. INVESCO LTD		2018-10-10	2019-12-11
300. CHUBB LIMITED COM		2015-10-08	2019-12-11

Form 990PF Part IV - Capital Gains and Losses for Tax on Investment Income - Columns e - h

(e) Gross sales price	(f) Depreciation allowed (or allowable)	(g) Cost or other basis plus expense of sale	(h) Gain or (loss) (e) plus (f) minus (g)
86,422		81,522	4,900
54,100		31,273	22,827
83,228		40,247	42,981
31,611		31,358	253
63,584		35,384	28,200
11,878		6,579	5,299
24,574		6,263	18,311
55,671		32,467	23,204
68,050		87,621	-19,571
45,569		31,628	13,941

Form 990PF Part IV - Capital Gains and Losses for Tax on Investment Income - Columns i - l

Complete only for assets showing gain in column (h) and owned by the foundation on 12/31/69			(l) Gains (Col. (h) gain minus col. (k), but not less than -0-) or Losses (from col.(h))
(i) F.M.V. as of 12/31/69	(j) Adjusted basis as of 12/31/69	(k) Excess of col. (i) over col. (j), if any	
			4,900
			22,827
			42,981
			253
			28,200
			5,299
			18,311
			23,204
			-19,571
			13,941

Form 990PF Part IV - Capital Gains and Losses for Tax on Investment Income - Columns a - d

List and describe the kind(s) of property sold (e.g., real estate, (a) 2-story brick warehouse; or common stock, 200 shs. MLC Co.)	(b) How acquired P—Purchase D—Donation	(c) Date acquired (mo., day, yr.)	(d) Date sold (mo., day, yr.)
150. TE CONNECTIVITY LTD		2019-01-16	2019-12-11
920. LYONDELLBASELL INDU-CL A		2019-06-06	2019-12-11
243.41 FG G01584 5% 01 AUG 2033		2008-09-18	2019-12-16
1402.96 FED'L HOME LOAN MTGE CORP GRP G11769		2010-10-05	2019-12-16
2220. FHS 239 F30 FLT 15 AUG 2036		2011-09-07	2019-12-16
838.33 FG G02386 6% 01 NOV 2036		2007-06-13	2019-12-16
487.54 FHLMC POOL G1-1974		2008-05-30	2019-12-16
91.23 FG G12009 5.5% 01 JUL 2020		2008-09-30	2019-12-16
102.05 FHLMC POOL G1-2311		2008-07-18	2019-12-16
2621.51 FG G03205 5.5% 01 JUL 2035		2012-04-20	2019-12-16

Form 990PF Part IV - Capital Gains and Losses for Tax on Investment Income - Columns e - h

(e) Gross sales price	(f) Depreciation allowed (or allowable)	(g) Cost or other basis plus expense of sale	(h) Gain or (loss) (e) plus (f) minus (g)
13,836		11,723	2,113
83,451		77,420	6,031
243		241	2
1,403		1,393	10
2,220		2,216	4
838		825	13
488		488	
91		91	
102		101	1
2,622		2,641	-19

Form 990PF Part IV - Capital Gains and Losses for Tax on Investment Income - Columns i - l

Complete only for assets showing gain in column (h) and owned by the foundation on 12/31/69			(l) Gains (Col. (h) gain minus col. (k), but not less than -0-) or Losses (from col.(h))
(i) F.M.V. as of 12/31/69	(j) Adjusted basis as of 12/31/69	(k) Excess of col. (i) over col. (j), if any	
			2,113
			6,031
			2
			10
			4
			13
			1
			-19

Form 990PF Part IV - Capital Gains and Losses for Tax on Investment Income - Columns a - d

List and describe the kind(s) of property sold (e.g., real estate, (a) 2-story brick warehouse; or common stock, 200 shs. MLC Co.)	(b) How acquired P—Purchase D—Donation	(c) Date acquired (mo., day, yr.)	(d) Date sold (mo., day, yr.)
14136.55 FG G14725 2.5% 01 APR 2028		2016-10-06	2019-12-16
14141.46 FHLMC GOLD G08681 3.5% 12/01/45		2016-01-12	2019-12-16
820.34 FG J03736 5.5% 01 NOV 2021		2007-04-11	2019-12-16
15690.21 FG E03091 3% 01 APR 2027		2016-10-17	2019-12-16
116.47 FG A13362 5.5% 01 NOV 2033		2005-03-08	2019-12-16
44.15 FG A18058 6% 01 JAN 2034		2004-02-24	2019-12-16
12130.47 FHLMC POOL #G6-0080		2015-07-09	2019-12-16
9454.52 FHR 4458 CB 2% 15 NOV 2028		2019-11-22	2019-12-16
299. ABB LTD		2019-11-12	2019-12-18
99. AIA GROUP LTD		2019-10-25	2019-12-18

Form 990PF Part IV - Capital Gains and Losses for Tax on Investment Income - Columns e - h

(e) Gross sales price	(f) Depreciation allowed (or allowable)	(g) Cost or other basis plus expense of sale	(h) Gain or (loss) (e) plus (f) minus (g)
14,137		14,392	-255
14,141		14,454	-313
820		820	
15,690		16,046	-356
116		117	-1
44		45	-1
12,130		12,358	-228
9,455		9,440	15
7,167		6,557	610
4,148		3,816	332

Form 990PF Part IV - Capital Gains and Losses for Tax on Investment Income - Columns i - l

Complete only for assets showing gain in column (h) and owned by the foundation on 12/31/69			(l) Gains (Col. (h) gain minus col. (k), but not less than -0-) or Losses (from col.(h))
(i) F.M.V. as of 12/31/69	(j) Adjusted basis as of 12/31/69	(k) Excess of col. (i) over col. (j), if any	
			-255
			-313
			-356
			-1
			-1
			-228
			15
			610
			332



Form 990PF Part IV - Capital Gains and Losses for Tax on Investment Income - Columns a - d

List and describe the kind(s) of property sold (e.g., real estate, (a) 2-story brick warehouse; or common stock, 200 shs. MLC Co.)	(b) How acquired P—Purchase D—Donation	(c) Date acquired (mo., day, yr.)	(d) Date sold (mo., day, yr.)
97. ACTIVISION BLIZZARD INC		2019-10-25	2019-12-18
645.04 ADVISERS INVT TR JOHCM INTL SL I		2019-10-25	2019-12-18
54. AGILENT TECHNOLOGIES INC		2019-10-25	2019-12-18
110. AIR LEASE CORP		2019-10-25	2019-12-18
131. AKAMAI TECHNOLOGIES INC		2019-10-25	2019-12-18
211. ALBEMARLE CORP		2019-10-25	2019-12-18
138. ALLEGHENY TECHNOLOGIES INC		2019-10-25	2019-12-18
110. AMERICAN TOWER CORP		2019-10-25	2019-12-18
408. AMERICOLD REALTY TRUST		2019-10-25	2019-12-18
66. AMERISOURCEBERGEN CORP		2019-10-25	2019-12-18

Form 990PF Part IV - Capital Gains and Losses for Tax on Investment Income - Columns e - h

(e) Gross sales price	(f) Depreciation allowed (or allowable)	(g) Cost or other basis plus expense of sale	(h) Gain or (loss) (e) plus (f) minus (g)
5,703		5,365	338
15,416		14,707	709
4,513		4,083	430
5,267		4,932	335
11,122		11,706	-584
14,557		13,516	1,041
2,920		2,736	184
23,941		23,768	173
13,726		15,960	-2,234
5,545		5,728	-183

Form 990PF Part IV - Capital Gains and Losses for Tax on Investment Income - Columns i - l

Complete only for assets showing gain in column (h) and owned by the foundation on 12/31/69			(l) Gains (Col. (h) gain minus col. (k), but not less than -0-) or Losses (from col.(h))
(i) F.M.V. as of 12/31/69	(j) Adjusted basis as of 12/31/69	(k) Excess of col. (i) over col. (j), if any	
			338
			709
			430
			335
			-584
			1,041
			184
			173
			-2,234
			-183

Form 990PF Part IV - Capital Gains and Losses for Tax on Investment Income - Columns a - d

List and describe the kind(s) of property sold (e.g., real estate, (a) 2-story brick warehouse; or common stock, 200 shs. MLC Co.)	(b) How acquired P—Purchase D—Donation	(c) Date acquired (mo., day, yr.)	(d) Date sold (mo., day, yr.)
37. ANSYS INC		2019-10-25	2019-12-18
94. APERGY CORP		2019-10-25	2019-12-18
139. APPLIED MATERIALS INC		2019-10-25	2019-12-18
48. APTARGROUP INC		2019-10-25	2019-12-18
44. ARROW ELECTRONICS INC		2019-10-25	2019-12-18
9988.583 ARTISAN DEVELOPING WORLD FUND		2019-10-25	2019-12-18
65. ASPEN TECHNOLOGY INC COM		2019-10-25	2019-12-18
350. ASSA ABLOY AB - UNSP ADR		2019-10-25	2019-12-18
95. AUTODESK INC COM		2019-10-25	2019-12-18
479. AUTOHOME INC		2019-10-25	2019-12-18

Form 990PF Part IV - Capital Gains and Losses for Tax on Investment Income - Columns e - h

(e) Gross sales price	(f) Depreciation allowed (or allowable)	(g) Cost or other basis plus expense of sale	(h) Gain or (loss) (e) plus (f) minus (g)
9,441		8,160	1,281
2,871		2,490	381
8,404		7,742	662
5,407		5,671	-264
3,706		3,400	306
151,727		140,739	10,988
7,754		7,547	207
4,098		4,071	27
17,483		13,843	3,640
38,536		40,988	-2,452

Form 990PF Part IV - Capital Gains and Losses for Tax on Investment Income - Columns i - l

Complete only for assets showing gain in column (h) and owned by the foundation on 12/31/69			(I) Gains (Col. (h) gain minus col. (k), but not less than -0-) or Losses (from col.(h))
(i) F.M.V. as of 12/31/69	(j) Adjusted basis as of 12/31/69	(k) Excess of col. (i) over col. (j), if any	
			1,281
			381
			662
			-264
			306
			10,988
			207
			27
			3,640
			-2,452

Form 990PF Part IV - Capital Gains and Losses for Tax on Investment Income - Columns a - d

List and describe the kind(s) of property sold (e.g., real estate, (a) 2-story brick warehouse; or common stock, 200 shs. MLC Co.)	(b) How acquired P—Purchase D—Donation	(c) Date acquired (mo., day, yr.)	(d) Date sold (mo., day, yr.)
114. BNP PARIBAS SA		2019-11-21	2019-12-18
24749.787 BARON EMERGING MARKETS FUND		2019-10-25	2019-12-18
94. BEIERSDORF AG-UNSPON ADR		2019-10-25	2019-12-18
3. BIO RAD LABS INC CL A		2019-10-25	2019-12-18
83. BLACK KNIGHT INC		2019-10-25	2019-12-18
140. BORG WARNER INC		2019-10-25	2019-12-18
42. BOSTON PROPERTIES INC		2019-10-25	2019-12-18
293. CBRE GROUP INC		2019-10-25	2019-12-18
211. C D W CORP/DE		2019-10-25	2019-12-18
173. CSX CORP		2019-10-25	2019-12-18

Form 990PF Part IV - Capital Gains and Losses for Tax on Investment Income - Columns e - h

(e) Gross sales price	(f) Depreciation allowed (or allowable)	(g) Cost or other basis plus expense of sale	(h) Gain or (loss) (e) plus (f) minus (g)
3,374		3,272	102
363,822		346,125	17,697
2,157		2,167	-10
1,078		1,041	37
5,226		5,211	15
6,325		5,573	752
5,708		5,567	141
17,630		15,453	2,177
29,658		26,380	3,278
12,613		12,520	93

Form 990PF Part IV - Capital Gains and Losses for Tax on Investment Income - Columns i - l

Complete only for assets showing gain in column (h) and owned by the foundation on 12/31/69			(l) Gains (Col. (h) gain minus col. (k), but not less than -0-) or Losses (from col.(h))
(i) F.M.V. as of 12/31/69	(j) Adjusted basis as of 12/31/69	(k) Excess of col. (i) over col. (j), if any	
			102
			17,697
			-10
			37
			15
			752
			141
			2,177
			3,278
			93

**Form 990PF Part IV - Capital Gains and Losses for Tax on Investment Income - Columns a - d**

List and describe the kind(s) of property sold (e.g., real estate, (a) 2-story brick warehouse; or common stock, 200 shs. MLC Co.)	(b) How acquired P—Purchase D—Donation	(c) Date acquired (mo., day, yr.)	(d) Date sold (mo., day, yr.)
53. CABOT CORP		2019-10-25	2019-12-18
26. CANADIAN NATIONAL RAILWAY CO		2019-10-25	2019-12-18
100. CARLSBERG A/S		2019-10-25	2019-12-18
23. CIMAREX ENERGY CO		2019-10-25	2019-12-18
97. COMPASS GROUP PLC		2019-10-25	2019-12-18
165. CONTINENTAL RESOURCES INC/OK		2019-10-25	2019-12-18
38. CUMMINS INC		2019-10-25	2019-12-18
48. DBS GROUP HOLDINGS LTD		2019-10-25	2019-12-18
322. D R HORTON INC		2019-10-25	2019-12-18
135. DAIWA HOUSE INDUS-UNSP ADR		2019-10-25	2019-12-18

**Form 990PF Part IV - Capital Gains and Losses for Tax on Investment Income - Columns e - h**

(e) Gross sales price	(f) Depreciation allowed (or allowable)	(g) Cost or other basis plus expense of sale	(h) Gain or (loss) (e) plus (f) minus (g)
2,506		2,425	81
2,359		2,315	44
2,908		2,853	55
1,174		1,061	113
2,375		2,485	-110
5,609		4,814	795
6,869		6,804	65
3,654		3,557	97
16,912		17,324	-412
4,217		4,643	-426

**Form 990PF Part IV - Capital Gains and Losses for Tax on Investment Income - Columns i - l**

Complete only for assets showing gain in column (h) and owned by the foundation on 12/31/69			(l) Gains (Col. (h) gain minus col. (k), but not less than -0-) or Losses (from col.(h))
(i) F.M.V. as of 12/31/69	(j) Adjusted basis as of 12/31/69	(k) Excess of col. (i) over col. (j), if any	
			81
			44
			55
			113
			-110
			795
			65
			97
			-412
			-426

Form 990PF Part IV - Capital Gains and Losses for Tax on Investment Income - Columns a - d

List and describe the kind(s) of property sold (e.g., real estate, (a) 2-story brick warehouse; or common stock, 200 shs. MLC Co.)	(b) How acquired P—Purchase D—Donation	(c) Date acquired (mo., day, yr.)	(d) Date sold (mo., day, yr.)
6. DARDEN RESTAURANTS INC		2019-10-25	2019-12-18
61. DENTSPY SIRONA INC		2019-10-25	2019-12-18
17. DONALDSON CO INC		2019-10-25	2019-12-18
35. DOVER CORP		2019-10-25	2019-12-18
859. DRIL-QUIP INC		2019-10-25	2019-12-18
56. EASTMAN CHEMICAL CO		2019-10-25	2019-12-18
52. EATON VANCE CORP		2019-10-25	2019-12-18
268. ENGIE-SPON ADR		2019-10-25	2019-12-18
133. EQUINOR ASA		2019-10-25	2019-12-18
25. FACTSET RESEARCH SYSTEMS INC		2019-10-25	2019-12-18

Form 990PF Part IV - Capital Gains and Losses for Tax on Investment Income - Columns e - h

(e) Gross sales price	(f) Depreciation allowed (or allowable)	(g) Cost or other basis plus expense of sale	(h) Gain or (loss) (e) plus (f) minus (g)
696		675	21
3,498		3,246	252
964		908	56
3,965		3,640	325
40,215		38,054	2,161
4,456		4,304	152
2,454		2,383	71
4,323		4,478	-155
2,552		2,553	-1
6,750		6,357	393

Form 990PF Part IV - Capital Gains and Losses for Tax on Investment Income - Columns i - l

Complete only for assets showing gain in column (h) and owned by the foundation on 12/31/69			(l) Gains (Col. (h) gain minus col. (k), but not less than -0-) or Losses (from col.(h))
(i) F.M.V. as of 12/31/69	(j) Adjusted basis as of 12/31/69	(k) Excess of col. (i) over col. (j), if any	
			21
			252
			56
			325
			2,161
			152
			71
			-155
			-1
			393

Form 990PF Part IV - Capital Gains and Losses for Tax on Investment Income - Columns a - d			
List and describe the kind(s) of property sold (e.g., real estate, (a) 2-story brick warehouse; or common stock, 200 shs. MLC Co.)	(b) How acquired P—Purchase D—Donation	(c) Date acquired (mo., day, yr.)	(d) Date sold (mo., day, yr.)
245. FERGUSON PLC-ADR		2019-10-25	2019-12-18
51. GATX CORP		2019-10-25	2019-12-18
25. GENERAL DYNAMICS CORP		2019-10-25	2019-12-18
107. GLOBAL PAYMENTS INC		2019-10-25	2019-12-18
365. GRACO INC		2019-10-25	2019-12-18
35. JACK HENRY & ASSOCIATES INC		2019-10-25	2019-12-18
90. HOULIHAN LOKEY INC		2019-10-25	2019-12-18
127. INFORMA PLC		2019-10-25	2019-12-18
165. INTERCONTINENTAL EXCHANGE INC		2019-10-25	2019-12-18
56. INTUIT INC		2019-10-25	2019-12-18

Form 990PF Part IV - Capital Gains and Losses for Tax on Investment Income - Columns e - h

(e) Gross sales price	(f) Depreciation allowed (or allowable)	(g) Cost or other basis plus expense of sale	(h) Gain or (loss) (e) plus (f) minus (g)
2,183		2,063	120
4,250		4,136	114
4,470		4,346	124
19,436		17,282	2,154
18,850		16,744	2,106
5,107		4,887	220
4,357		4,185	172
2,786		2,523	263
15,157		15,222	-65
14,767		14,420	347

Form 990PF Part IV - Capital Gains and Losses for Tax on Investment Income - Columns i - l

Complete only for assets showing gain in column (h) and owned by the foundation on 12/31/69			(l) Gains (Col. (h) gain minus col. (k), but not less than -0-) or Losses (from col.(h))
(i) F.M.V. as of 12/31/69	(j) Adjusted basis as of 12/31/69	(k) Excess of col. (i) over col. (j), if any	
			120
			114
			124
			2,154
			2,106
			220
			172
			263
			-65
			347

Form 990PF Part IV - Capital Gains and Losses for Tax on Investment Income - Columns a - d

List and describe the kind(s) of property sold (e.g., real estate, (a) 2-story brick warehouse; or common stock, 200 shs. MLC Co.)	(b) How acquired P—Purchase D—Donation	(c) Date acquired (mo., day, yr.)	(d) Date sold (mo., day, yr.)
1072. ISHARES CORE S& P 500 ETF		2019-10-25	2019-12-18
268. KAO CORP		2019-10-25	2019-12-18
729. KEYCORP NEW		2019-10-25	2019-12-18
143. KEYSIGHT TECHNOLOGIES INC		2019-10-25	2019-12-18
146. KOMATSU LTD SPON ADR NEW		2019-10-25	2019-12-18
28. LABORATORY CORP AMER HLDGS COM NEW		2019-10-25	2019-12-18
25. MAKITA CORP		2019-10-25	2019-12-18
62. MARKETAXESS HOLDINGS INC		2019-10-25	2019-12-18
82. MASCO CORP COM		2019-10-25	2019-12-18
161. MOELIS & CO		2019-10-25	2019-12-18

Form 990PF Part IV - Capital Gains and Losses for Tax on Investment Income - Columns e - h

(e) Gross sales price	(f) Depreciation allowed (or allowable)	(g) Cost or other basis plus expense of sale	(h) Gain or (loss) (e) plus (f) minus (g)
342,748		325,373	17,375
4,400		4,142	258
14,821		13,348	1,473
14,908		14,520	388
3,592		3,476	116
4,687		4,659	28
853		811	42
22,953		21,275	1,678
3,895		3,674	221
5,145		5,021	124

Form 990PF Part IV - Capital Gains and Losses for Tax on Investment Income - Columns i - l

Complete only for assets showing gain in column (h) and owned by the foundation on 12/31/69			(l) Gains (Col. (h) gain minus col. (k), but not less than -0-) or Losses (from col.(h))
(i) F.M.V. as of 12/31/69	(j) Adjusted basis as of 12/31/69	(k) Excess of col. (i) over col. (j), if any	
			17,375
			258
			1,473
			388
			116
			28
			42
			1,678
			221
			124

Form 990PF Part IV - Capital Gains and Losses for Tax on Investment Income - Columns a - d

List and describe the kind(s) of property sold (e.g., real estate, (a) 2-story brick warehouse; or common stock, 200 shs. MLC Co.)	(b) How acquired P—Purchase D—Donation	(c) Date acquired (mo., day, yr.)	(d) Date sold (mo., day, yr.)
158. MOWI ASA - SPON ADR		2019-10-25	2019-12-18
306. NORDEA BANK ABP		2019-10-25	2019-12-18
53. NOVARTIS AG-ADR		2019-10-25	2019-12-18
12. OLD DOMINION FREIGHT LINE INC		2019-10-25	2019-12-18
27. PACKAGING CORP OF AMERICA		2019-10-25	2019-12-18
87. POOL CORP		2019-10-25	2019-12-18
64. PRIMERICA INC		2019-10-25	2019-12-18
117. PROGRESSIVE CORP/THE		2019-10-25	2019-12-18
312. PRUDENTIAL PLC		2019-10-25	2019-12-18
54. RAYMOND JAMES FINANCIAL INC		2019-10-25	2019-12-18

Form 990PF Part IV - Capital Gains and Losses for Tax on Investment Income - Columns e - h

(e) Gross sales price	(f) Depreciation allowed (or allowable)	(g) Cost or other basis plus expense of sale	(h) Gain or (loss) (e) plus (f) minus (g)
3,958		3,944	14
2,393		2,305	88
4,942		4,632	310
2,229		2,243	-14
3,014		2,994	20
18,297		17,467	830
8,667		8,055	612
8,344		8,120	224
11,800		12,755	-955
4,895		4,568	327

Form 990PF Part IV - Capital Gains and Losses for Tax on Investment Income - Columns i - l

Complete only for assets showing gain in column (h) and owned by the foundation on 12/31/69			(l) Gains (Col. (h) gain minus col. (k), but not less than -0-) or Losses (from col.(h))
(i) F.M.V. as of 12/31/69	(j) Adjusted basis as of 12/31/69	(k) Excess of col. (i) over col. (j), if any	
			14
			88
			310
			-14
			20
			830
			612
			224
			-955
			327



Form 990PF Part IV - Capital Gains and Losses for Tax on Investment Income - Columns a - d

List and describe the kind(s) of property sold (e.g., real estate, (a) 2-story brick warehouse; or common stock, 200 shs. MLC Co.)	(b) How acquired P—Purchase D—Donation	(c) Date acquired (mo., day, yr.)	(d) Date sold (mo., day, yr.)
96. RBC BEARINGS INC		2019-10-25	2019-12-18
239. RED ELECTRICA CORP SA		2019-10-25	2019-12-18
42. REINSURANCE GROUP OF AMERICA INC		2019-10-25	2019-12-18
225. RELX PLC		2019-10-25	2019-12-18
241. REPUBLIC SVCS INC CL A		2019-10-25	2019-12-18
937. RIGHTMOVE PLC		2019-10-25	2019-12-18
93. ROYAL DUTCH SHELL PLC-ADR		2019-10-25	2019-12-18
43. RYANAIR HOLDINGS PLC-SP ADR		2019-10-25	2019-12-18
90. RYOHIN KEIKAKU CO -UNSP ADR		2019-10-25	2019-12-18
145. SAFRAN SA		2019-10-25	2019-12-18

Form 990PF Part IV - Capital Gains and Losses for Tax on Investment Income - Columns e - h

(e) Gross sales price	(f) Depreciation allowed (or allowable)	(g) Cost or other basis plus expense of sale	(h) Gain or (loss) (e) plus (f) minus (g)
15,357		15,420	-63
2,309		2,433	-124
6,962		6,604	358
5,584		5,341	243
21,453		20,768	685
15,601		14,659	942
5,439		5,560	-121
3,724		3,173	551
2,065		1,984	81
5,590		5,620	-30

Form 990PF Part IV - Capital Gains and Losses for Tax on Investment Income - Columns i - l

Complete only for assets showing gain in column (h) and owned by the foundation on 12/31/69			(l) Gains (Col. (h) gain minus col. (k), but not less than -0-) or Losses (from col.(h))
(i) F.M.V. as of 12/31/69	(j) Adjusted basis as of 12/31/69	(k) Excess of col. (i) over col. (j), if any	
			-63
			-124
			358
			243
			685
			942
			-121
			551
			81
			-30

Form 990PF Part IV - Capital Gains and Losses for Tax on Investment Income - Columns a - d

List and describe the kind(s) of property sold (e.g., real estate, (a) 2-story brick warehouse; or common stock, 200 shs. MLC Co.)	(b) How acquired P—Purchase D—Donation	(c) Date acquired (mo., day, yr.)	(d) Date sold (mo., day, yr.)
188. SAMPO OYJ		2019-10-25	2019-12-18
47. SAP SE ONE ADR REPRS 1/12TH OF A PREF SH		2019-10-25	2019-12-18
109. SEALED AIR CORP		2019-10-25	2019-12-18
99. SHIN ETSU CHEM-UNSPON ADR		2019-10-25	2019-12-18
129. SKYWORKS SOLUTIONS INC		2019-11-20	2019-12-18
79. SNAP ON INC		2019-10-25	2019-12-18
58. STIFEL FINANCIAL CORP		2019-10-25	2019-12-18
493. SUMITOMO MITSUI-SPONS ADR		2019-10-25	2019-12-18
82. SUNCOR ENERGY INC		2019-10-25	2019-12-18
117. SYNOPSIS INC COM		2019-10-25	2019-12-18

Form 990PF Part IV - Capital Gains and Losses for Tax on Investment Income - Columns e - h

(e) Gross sales price	(f) Depreciation allowed (or allowable)	(g) Cost or other basis plus expense of sale	(h) Gain or (loss) (e) plus (f) minus (g)
3,987		3,751	236
6,276		6,192	84
4,253		4,569	-316
2,720		2,793	-73
14,910		12,394	2,516
13,571		13,186	385
3,573		3,307	266
3,685		3,500	185
2,643		2,502	141
16,198		16,045	153

Form 990PF Part IV - Capital Gains and Losses for Tax on Investment Income - Columns i - l

Complete only for assets showing gain in column (h) and owned by the foundation on 12/31/69			(l) Gains (Col. (h) gain minus col. (k), but not less than -0-) or Losses (from col.(h))
(i) F.M.V. as of 12/31/69	(j) Adjusted basis as of 12/31/69	(k) Excess of col. (i) over col. (j), if any	
			236
			84
			-316
			-73
			2,516
			385
			266
			185
			141
			153

**Form 990PF Part IV - Capital Gains and Losses for Tax on Investment Income - Columns a - d**

List and describe the kind(s) of property sold (e.g., real estate, (a) 2-story brick warehouse; or common stock, 200 shs. MLC Co.)	(b) How acquired P—Purchase D—Donation	(c) Date acquired (mo., day, yr.)	(d) Date sold (mo., day, yr.)
127. SYNEOS HEALTH INC CL A		2019-10-25	2019-12-18
180. TJX COMPANIES INC		2019-10-25	2019-12-18
54. TELEDYNE TECHNOLOGIES INC NPV		2019-10-25	2019-12-18
127. TELENOR ASA-ADR		2019-10-25	2019-12-18
330. TESCO PLC		2019-10-25	2019-12-18
1092. UNILEVER PLC SPONSORED ADR		2019-10-25	2019-12-18
55. VESTAS WIND SYSTEMS A/S ONE ADR REPRS .333 ORD SHRS UNSPONSORED AD		2019-10-25	2019-12-18
88. VINCI S.A.-UNSPONS ADR		2019-10-25	2019-12-18
156. VIVENDI SA		2019-10-25	2019-12-18
283. VOLKSWAGEN AG		2019-10-25	2019-12-18

**Form 990PF Part IV - Capital Gains and Losses for Tax on Investment Income - Columns e - h**

(e) Gross sales price	(f) Depreciation allowed (or allowable)	(g) Cost or other basis plus expense of sale	(h) Gain or (loss) (e) plus (f) minus (g)
7,118		6,801	317
10,890		10,670	220
18,223		17,732	491
2,242		2,394	-152
3,237		3,065	172
61,010		64,841	-3,831
1,861		1,490	371
2,375		2,463	-88
4,380		4,317	63
5,623		5,413	210

**Form 990PF Part IV - Capital Gains and Losses for Tax on Investment Income - Columns i - l**

Complete only for assets showing gain in column (h) and owned by the foundation on 12/31/69			(l) Gains (Col. (h) gain minus col. (k), but not less than -0-) or Losses (from col.(h))
(i) F.M.V. as of 12/31/69	(j) Adjusted basis as of 12/31/69	(k) Excess of col. (i) over col. (j), if any	
			317
			220
			491
			-152
			172
			-3,831
			371
			-88
			63
			210

Form 990PF Part IV - Capital Gains and Losses for Tax on Investment Income - Columns a - d

List and describe the kind(s) of property sold (e.g., real estate, (a) 2-story brick warehouse; or common stock, 200 shs. MLC Co.)	(b) How acquired P—Purchase D—Donation	(c) Date acquired (mo., day, yr.)	(d) Date sold (mo., day, yr.)
78. WABCO HLDGS INC		2019-10-25	2019-12-18
101. WEC ENERGY GROUP INC		2019-10-25	2019-12-18
48. WOLTERS KLUWER NV		2019-10-25	2019-12-18
75. WOODWARD INC		2019-10-25	2019-12-18
77. XILINX INC COM		2019-10-25	2019-12-18
39. AON CORP		2019-10-25	2019-12-18
52. ACCENTURE PLC IRELAND SHS CL A		2019-10-25	2019-12-18
54. MEDTRONIC PLC		2019-10-25	2019-12-18
33. RENAISSANCERE HLDGS LTD		2019-10-25	2019-12-18
181. SENSATA TECHNOLOGIES HOLDING		2019-10-25	2019-12-18

Form 990PF Part IV - Capital Gains and Losses for Tax on Investment Income - Columns e - h

(e) Gross sales price	(f) Depreciation allowed (or allowable)	(g) Cost or other basis plus expense of sale	(h) Gain or (loss) (e) plus (f) minus (g)
10,545		10,531	14
9,243		9,479	-236
3,387		3,429	-42
8,872		8,068	804
7,447		7,303	144
8,034		7,411	623
10,684		9,553	1,131
6,145		5,690	455
6,522		6,083	439
9,758		9,258	500

Form 990PF Part IV - Capital Gains and Losses for Tax on Investment Income - Columns i - l

Complete only for assets showing gain in column (h) and owned by the foundation on 12/31/69			(l) Gains (Col. (h) gain minus col. (k), but not less than -0-) or Losses (from col.(h))
(i) F.M.V. as of 12/31/69	(j) Adjusted basis as of 12/31/69	(k) Excess of col. (l) over col. (j), if any	
			14
			-236
			-42
			804
			144
			623
			1,131
			455
			439
			500

Form 990PF Part IV - Capital Gains and Losses for Tax on Investment Income - Columns a - d

List and describe the kind(s) of property sold (e.g., real estate, (a) 2-story brick warehouse; or common stock, 200 shs. MLC Co.)	(b) How acquired P—Purchase D—Donation	(c) Date acquired (mo., day, yr.)	(d) Date sold (mo., day, yr.)
86. CORE LABORATORIES N V		2019-10-25	2019-12-18
3270.85 MVW OWNER TRUST 3% 20 NOV 2036		2019-05-14	2019-12-20
5437.92 MVWOT 2019-2A B 2.44% 20 OCT 2038		2019-10-01	2019-12-20
99000. INGLES MARKETS INC 5.75% 6/15/23		2017-05-10	2019-12-23
849.22 FEDERAL NAT'L MTGE ASSN POOL 255771		2007-04-10	2019-12-26
428.62 FEDERAL NAT'L MTGE ASSN POOL 257207		2008-06-12	2019-12-26
1594.91 FNMA POOL 555783 4.5% 10/01/33		2012-02-17	2019-12-26
12065.01 FN AJ1440 3.5% 01 SEP 2026		2018-05-01	2019-12-26
11773.13 FN AL9367 3.5% 01 NOV 2046		2017-05-15	2019-12-26
12780.61 FNMA POOL AR9194 3.0% 3/01/43		2018-05-25	2019-12-26

Form 990PF Part IV - Capital Gains and Losses for Tax on Investment Income - Columns e - h

(e) Gross sales price	(f) Depreciation allowed (or allowable)	(g) Cost or other basis plus expense of sale	(h) Gain or (loss) (e) plus (f) minus (g)
3,925		3,806	119
3,271		3,270	1
5,438		5,437	1
100,898		99,983	915
849		851	-2
429		428	1
1,595		1,631	-36
12,065		12,167	-102
11,773		12,032	-259
12,781		12,437	344

Form 990PF Part IV - Capital Gains and Losses for Tax on Investment Income - Columns i - l

Complete only for assets showing gain in column (h) and owned by the foundation on 12/31/69			(l) Gains (Col. (h) gain minus col. (k), but not less than -0-) or Losses (from col.(h))
(i) F.M.V. as of 12/31/69	(j) Adjusted basis as of 12/31/69	(k) Excess of col. (i) over col. (j), if any	
			119
			1
			1
			915
			-2
			1
			-36
			-102
			-259
			344

Form 990PF Part IV - Capital Gains and Losses for Tax on Investment Income - Columns a - d

List and describe the kind(s) of property sold (e.g., real estate, (a) 2-story brick warehouse; or common stock, 200 shs. MLC Co.)	(b) How acquired P—Purchase D—Donation	(c) Date acquired (mo., day, yr.)	(d) Date sold (mo., day, yr.)
25914.21 FN AS9585 4% 01 MAY 2047		2018-12-18	2019-12-26
2742.18 FEDERAL NAT'L MTGE ASSN POOL 725424		2011-08-23	2019-12-26
2326.42 FEDERAL NAT'L MTGE ASSN POOL 725232		2011-06-02	2019-12-26
1352.33 FEDERAL NAT'L MTGE ASSN POOL 725598		2007-04-10	2019-12-26
1305.01 FEDERAL NAT'L MTGE ASSN POOL 725866		2012-06-19	2019-12-26
61.27 FN 728925 6% 01 AUG 2033		2004-02-24	2019-12-26
1728.23 FEDERAL NAT'L MTGE ASSN POOL 745275		2012-11-26	2019-12-26
211.39 FN 800664 5.5% 01 OCT 2034		2005-03-08	2019-12-26
21559.77 FN CA0853 3.5% 01 DEC 2047		2018-09-12	2019-12-26
221.56 FN 888300 FLT 01 FEB 2036		2007-08-27	2019-12-26

Form 990PF Part IV - Capital Gains and Losses for Tax on Investment Income - Columns e - h

(e) Gross sales price	(f) Depreciation allowed (or allowable)	(g) Cost or other basis plus expense of sale	(h) Gain or (loss) (e) plus (f) minus (g)
25,914		26,375	-461
2,742		2,732	10
2,326		2,379	-53
1,352		1,338	14
1,305		1,335	-30
61		62	-1
1,728		1,773	-45
211		212	-1
21,560		21,425	135
222		221	1

Form 990PF Part IV - Capital Gains and Losses for Tax on Investment Income - Columns i - l

Complete only for assets showing gain in column (h) and owned by the foundation on 12/31/69			(l) Gains (Col. (h) gain minus col. (k), but not less than -0-) or Losses (from col.(h))
(i) F.M.V. as of 12/31/69	(j) Adjusted basis as of 12/31/69	(k) Excess of col. (i) over col. (j), if any	
			-461
			10
			-53
			14
			-30
			-1
			-45
			-1
			135
			1

Form 990PF Part IV - Capital Gains and Losses for Tax on Investment Income - Columns a - d

List and describe the kind(s) of property sold (e.g., real estate, (a) 2-story brick warehouse; or common stock, 200 shs. MLC Co.)	(b) How acquired P—Purchase D—Donation	(c) Date acquired (mo., day, yr.)	(d) Date sold (mo., day, yr.)
1637.86 FN 888482 4.5% 01 MAY 2035		2011-09-12	2019-12-26
73.26 FN 888622 FLT 01 JUL 2037		2007-08-22	2019-12-26
138.13 FNMA POOL 0888628		2007-09-07	2019-12-26
23923.31 FN 890789 3% 01 SEP 2032		2018-06-07	2019-12-26
314.91 FN 922277 6% 01 DEC 2036		2007-03-07	2019-12-26
2018.27 FNMA POOL 0MA0614		2012-07-05	2019-12-26
4899.36 FNMA POOL AE0216 4.0% 8/01/40		2015-12-15	2019-12-26
3527.83 FNMA POOL 0AE0478		2013-07-08	2019-12-26
333.86 JPMMT 2003-A1 2A1 VAR 25 OCT 2033		2007-08-15	2019-12-26
CAPITAL GAIN DIVIDENDS	P		

Form 990PF Part IV - Capital Gains and Losses for Tax on Investment Income - Columns e - h

(e) Gross sales price	(f) Depreciation allowed (or allowable)	(g) Cost or other basis plus expense of sale	(h) Gain or (loss) (e) plus (f) minus (g)
1,638		1,675	-37
73		73	
138		138	
23,923		23,763	160
315		316	-1
2,018		2,074	-56
4,899		5,067	-168
3,528		3,603	-75
334		324	10
			53,153

Form 990PF Part IV - Capital Gains and Losses for Tax on Investment Income - Columns i - l

Complete only for assets showing gain in column (h) and owned by the foundation on 12/31/69			(l) Gains (Col. (h) gain minus col. (k), but not less than -0-) or Losses (from col.(h))
(i) F.M.V. as of 12/31/69	(j) Adjusted basis as of 12/31/69	(k) Excess of col. (i) over col. (j), if any	
			-37
			160
			-1
			-56
			-168
			-75
			10

**Form 990PF Part XV Line 3 - Grants and Contributions Paid During the Year or Approved for Future Payment**


Recipient	If recipient is an individual, show any relationship to any foundation manager or substantial contributor	Foundation status of recipient	Purpose of grant or contribution	Amount
Name and address (home or business)				
<b>a</b> <i>Paid during the year</i>				
THE ALABAMA ZOOLOGICAL SOCIETY 2630 CAHABA RD MOUNTAIN BRK, AL 35223	NONE	PC	GENERAL OPERATING	427,322
JIMMIE HALE MISSION3420 2ND AVE N BIRMINGHAM, AL 35222	NONE	PC	GENERAL OPERATING	1,053,398
COMMUNITY FOUNDATION OF GREATER 2100 1ST AVE N 700 BIRMINGHAM, AL 35203	NONE	PC	GENERAL OPERATING	261,848
<b>Total . . . . . ▶ 3a</b>				9,772,244



Form 990PF Part XV Line 3 - Grants and Contributions Paid During the Year or Approved for Future Payment				
Recipient	If recipient is an individual, show any relationship to any foundation manager or substantial contributor	Foundation status of recipient	Purpose of grant or contribution	Amount
Name and address (home or business)				
<b>a</b> <i>Paid during the year</i>				
THE SALVATION ARMY 2100 11TH AVENUE NORTH BIRMINGHAM, AL 35234	NONE	PC	GENERAL OPERATING	1,053,398
CANTERBURY UNITED METHODIST CHURCH 350 OVERBROOK ROAD BIRMINGHAM, AL 35213	NONE	PC	GENERAL OPERATING	1,053,398
BIRMINGHAM HUMANE SOCIETY300 SNOW DRIVE BIRMINGHAM, AL 35209	NONE	PC	GENERAL OPERATING	427,322
<b>Total . . . . . ▶ 3a</b>				9,772,244

Form 990PF Part XV Line 3 - Grants and Contributions Paid During the Year or Approved for Future Payment				
Recipient	If recipient is an individual, show any relationship to any foundation manager or substantial contributor	Foundation status of recipient	Purpose of grant or contribution	Amount
Name and address (home or business)				
<b>a</b> <i>Paid during the year</i>				
GATEWAY AKA GATEWAY INC FORMERLY FAMILY AND CHILD SERVICES 1401 20TH STREET SOUTH BIRMINGHAM, AL 35205	NONE	PC	GENERAL OPERATING	1,053,398
UNITED ABILITY INC100 OSLO CIRCLE BIRMINGHAM, AL 35211	NONE	PC	GENERAL OPERATING	1,053,398
JUNIOR LEAGUE OF BIRMINGHAM 2212 20TH AVENUE SOUTH BIRMINGHAM, AL 35223	NONE	PC	GENERAL OPERATING	427,322
<b>Total . . . . . ▶ 3a</b>				9,772,244

Form 990PF Part XV Line 3 - Grants and Contributions Paid During the Year or Approved for Future Payment				
Recipient	If recipient is an individual, show any relationship to any foundation manager or substantial contributor	Foundation status of recipient	Purpose of grant or contribution	Amount
Name and address (home or business)				
<b>a</b> <i>Paid during the year</i>				
THE BOYS AND GIRLS RANCHES OF AL AKA AL SHERIFF'S YOUTH RANCHES 2680 BELL ROAD MONTGOMERY, AL 36117	NONE	PC	GENERAL OPERATING	1,053,398
BIRMINGHAM BOTANICAL SOCIETY INC2612 LANE PARK ROAD BIRMINGHAM, AL 35223	NONE	PC	GENERAL OPERATING	427,322
CHRISTIAN SERVICE MISSION INC3600 3RD AVENUE SOUTH BIRMINGHAM, AL 35222	NONE	PC	GENERAL OPERATING	427,322
<b>Total . . . . . ▶ 3a</b>				9,772,244

Form 990PF Part XV Line 3 - Grants and Contributions Paid During the Year or Approved for Future Payment				
Recipient	If recipient is an individual, show any relationship to any foundation manager or substantial contributor	Foundation status of recipient	Purpose of grant or contribution	Amount
Name and address (home or business)				
<b>a</b> <i>Paid during the year</i>				
BAPTIST HEALTH FOUNDATIO 3201 4TH AVENUE SOUTH BIRMINGHAM, AL 35222	NONE	PC	GENERAL OPERATING	1,053,398
<b>Total</b> . . . . .  <b>3a</b>				9,772,244

**TY 2019 Accounting Fees Schedule****Name:** LUCILLE S BEESON CHARITABLE TRUST**EIN:** 72-6278911

Category	Amount	Net Investment Income	Adjusted Net Income	Disbursements for Charitable Purposes
TAX PREPARATION FEE (NON-ALLOC	2,000			2,000

**TY 2019 Investments - Other Schedule**

**Name:** LUCILLE S BEESON CHARITABLE TRUST  
**EIN:** 72-6278911

**Investments Other Schedule 2**

Category/ Item	Listed at Cost or FMV	Book Value	End of Year Fair Market Value
PINE GROVE OFFSHORE FD LTD(PFI			
054937107 BB&T CORP COM			
191216100 COCA-COLA CO/THE	AT COST	444,651	561,803
418056107 HASBRO INC	AT COST	287,664	577,687
46625H100 J P MORGAN CHASE & C	AT COST	227,512	894,948
681919106 OMNICOM GROUP INC	AT COST	487,932	575,242
969904101 WILLIAMS SONOMA INC			
17275RBL5 CISCO SYSTEMS INC 2.			
26078JAB6 DOWDUPONT INC 4.205%	AT COST	495,005	529,624
31283K6E3 FED'L HOME LOAN MTGE	AT COST	6,149	6,399
31296MWX3 FG A13362 5.5% 01 NO	AT COST	25,561	28,611
3138ERMR8 FN AL9367 3.5% 01 NO	AT COST	982,063	1,012,376
3138W7GC2 FNMA POOL AR9194	AT COST	1,051,989	1,115,581
31677QBG3 FIFTH THIRD BANK	AT COST	530,023	532,870
41284VAB8 HARLEY-DAVIDSON FINL	AT COST	520,106	529,633
60871RAD2 MOLSON COORS BREWING	AT COST	478,310	519,391
733174AK2 POPULAR INC 6.125% 1	AT COST	500,346	532,744
81663AAF2 SEMGROUP CORP 7.25%			
87161CAL9 SYNOVUS FINANCIAL CO			
00206RCP5 AT&T INC	AT COST	467,681	540,449
09062XAC7 BIOGEN INC			
LP3105626 REGIONS SOUTHEAST TI	AT COST	418,535	599,988
693390882 PIMCO FOREIGN FD			
037833CQ1 APPLE INC 2.3% 11 MA	AT COST	529,062	536,363
060505FL3 BANK OF AMERICA CORP	AT COST	485,064	537,768
10373QAB6 BP CAP MARKETS AMERI	AT COST	500,270	541,142
126650DA5 CVS HEALTH CORP 3.12			
3134A4KX1 FEDERAL HOME LN MTG	AT COST	2,019,758	2,102,981
31402CVZ2 FEDERAL NAT'L MTGE A	AT COST	134,486	144,922
31410LUN0 FN 890789 3% 01 SEP	AT COST	1,327,814	1,374,480

**Investments Other Schedule 2**

Category/ Item	Listed at Cost or FMV	Book Value	End of Year Fair Market Value
43814UAD1 HAROT 2018-1 A4 2.83	AT COST	487,301	495,763
46625HRY8 JPMORGAN CHASE & CO	AT COST	520,956	549,976
68389XBR5 ORACLE CORP 2.625% 1	AT COST	523,688	536,157
867914BM4 SUNTRUST BANKS INC 2	AT COST	529,204	537,334
931142ED1 WALMART INC 3.55% 26	AT COST	493,749	531,753
94974BGE4 WELLS FARGO & COMPAN			
80685XAA9 SCHLUMBERGER FIN CA	AT COST	529,606	530,792
09247X101 BLACKROCK INC	AT COST	211,874	598,213
25746U109 DOMINION ENERGY INC	AT COST	528,675	840,623
375558103 GILEAD SCIENCES INC	AT COST	584,073	527,638
579780206 MC CORMICK & CO INC			
59156R108 METLIFE INC	AT COST	513,484	600,936
902973304 US BANCORP DEL	AT COST	262,228	564,144
H1467J104 CHUBB LTD	AT COST	411,170	607,074
466247AB9 JPMMT 2003-A1 2A1 VA	AT COST	57,088	60,203
55342UAH7 MPT OPER PARTNERSP/F			
724479AL4 PITNEY BOWES INC 4.1			
74733VAC4 QEP RESOURCES INC			
808513AW5 THE CHARLES SCHWAB C	AT COST	525,181	535,243
038522AQ1 ARAMARK SERVICES INC			
20030NCK5 COMCAST CORP 4% 01 M	AT COST	462,671	538,430
251525AT8 DEUTSCHE BANK NY 2.7	AT COST	529,274	530,373
31371NU86 FEDERAL NAT'L MTGE A	AT COST	20,191	23,118
31385XM87 FNMA POOL 555783	AT COST	80,107	84,287
3138A7GX0 FN AH5613 3.5% 01 FE			
31405VQR1 FN 800664 5.5% 01 OC	AT COST	41,936	47,033
89233P5F9 TOYOTA MOTOR CREDIT	AT COST	523,677	538,626
92343VAW4 VERIZON COMMUNICATIO			
30231G102 EXXON MOBIL CORP	AT COST	592,297	849,920
437076102 HOME DEPOT INC/THE	AT COST	463,044	602,729

**Investments Other Schedule 2**

Category/ Item	Listed at Cost or FMV	Book Value	End of Year Fair Market Value
713448108 PEPSICO INC	AT COST	553,714	556,247
742718109 PROCTER & GAMBLE CO/	AT COST	354,617	508,343
78573M104 SABRE CORP			
464287606 ISHARES S&P MIDCAP 4			
06416CAB4 BANK OF NOVA SCOTIA			
31283HXM2 FG G01584 5% 01 AUG	AT COST	18,415	20,519
3128M1N47 FHLMC POOL G1-2311	AT COST	227	236
3128M43N1 FG G03205 5.5% 01 JU	AT COST	181,576	202,658
3128MJXK1 FHLMC GOLD G08681	AT COST	642,732	657,337
312966VL5 FG B14219 5% 01 MAY			
31335ACR7 FHLMC POOL #G6-008	AT COST	857,797	891,378
404119BU2 H C A INC	AT COST	490,000	539,245
458140AJ9 INTEL CORP			
59156RBT4 METLIFE INC 5.875%	AT COST	465,000	517,633
83051GAJ7 SKANDINAVISKA ENSKIL	AT COST	524,411	533,689
91913YAU4 VALERO ENERGY CORP 3	AT COST	519,278	550,317
018802108 ALLIANT ENERGY CORP	AT COST	258,702	555,408
189054109 CLOROX CO/THE	AT COST	265,433	311,686
594918104 MICROSOFT CORP COM	AT COST	210,702	641,839
755111507 RAYTHEON CO	AT COST	199,889	312,031
G491BT108 INVESCO LTD	AT COST	569,827	620,849
31410F3H6 FN 888300 FLT 01 FEB	AT COST	60,508	63,275
33829TAA4 FIVE CORNERS FUNDING	AT COST	514,443	531,975
369622SM8 GENERAL ELEC CAP COR			
44106MAX0 HOSPITALITY PROP TRU	AT COST	225,513	224,432
459200JG7 I B M CORP	AT COST	503,308	538,707
61747YCJ2 MORGAN STANLEY			
645918YE7 NEW JERSEY ECONOMIC	AT COST	500,642	505,044
N53745100 LYONDELLBASELL INDU-	AT COST	469,607	575,383
464287879 ISHARES S&P SMALLCAP			



**Investments Other Schedule 2**

Category/ Item	Listed at Cost or FMV	Book Value	End of Year Fair Market Value
482725991 K2 OVERSEAS INVESTOR	AT COST	884,731	1,585,469
78012KKU0 ROYAL BANK OF CANADA	AT COST	529,984	533,815
912828WZ9 U S TREASURY NOTE	AT COST	362,133	376,260
110122108 BRISTOL-MYERS SQUIBB	AT COST	244,806	325,443
20030N101 COMCAST CORP	AT COST	476,874	607,095
363576109 GALLAGHER ARTHUR J &	AT COST	154,802	579,951
423452101 HELMERICH & PAYNE IN			
539830109 LOCKHEED MARTIN CORP			
58933Y105 MERCK & CO INC	AT COST	341,644	884,944
69351T106 PPL CORP	AT COST	237,308	291,346
3128PFEH4 FG J03736 5.5% 01 NO	AT COST	17,871	18,157
31294MNG2 FG E03091 3% 01 APR	AT COST	674,723	679,674
3137F4X72 FHMS K075 A2 VAR 25	AT COST	2,191,152	2,359,484
31410GCT8 FN 888482 4.5% 01 MA	AT COST	79,433	84,159
514666AM8 LAND O LAKES INC 7.2	AT COST	701,750	668,500
912810SA7 US TREASURY N/B 3% 1	AT COST	2,853,398	2,928,590
38141GWM2 GOLDMAN SACHS GROUP	AT COST	523,576	539,567
410345AL6 HANESBRANDS INC	AT COST	494,563	529,375
457030AJ3 INGLES MARKETS INC	AT COST	410,327	413,613
501044DE8 KROGER CO 2.65% 15 O	AT COST	548,569	553,755
88167AAD3 TEVA PHARMACEUTICALS	AT COST	600,565	556,500
912828Y79 US TREASURY N/B 2.87	AT COST	831,677	847,938
931427AH1 WALGREENS BOOTS ALLI	AT COST	500,646	521,200
00206R102 AT&T INC			
009158106 AIR PRODUCTS AND CHE			
500754106 KRAFT HEINZ CO/THE			
631103108 NASDAQ INC	AT COST	460,709	591,192
65339F101 NEXTERA ENERGY INC	AT COST	120,851	583,606
806857108 SCHLUMBERGER LTD	AT COST	355,203	323,610
92343V104 VERIZON COMMUNICATIO	AT COST	355,746	560,582

**Investments Other Schedule 2**

Category/ Item	Listed at Cost or FMV	Book Value	End of Year Fair Market Value
G29183103 EATON CORP PLC	AT COST	445,051	600,525
464288240 ISHARES MSCI ACWI EX			
0258M0DX4 AMERICAN EXPRESS CRE			
126408HL0 CSX CORP 4.65% 01 MA	AT COST	483,123	557,207
14040HBP9 CAPITAL ONE FINANCIA			
3128HVZR3 FHS 239 F30 FLT 15 A	AT COST	209,450	208,150
3128M1DN6 FG G12009 5.5% 01 JU	AT COST	139	139
3128MDPJ6 FG G14725 2.5% 01 AP	AT COST	694,095	691,865
31296S5T9 FG A18058 6% 01 JAN	AT COST	12,101	13,248
31371MCG0 FEDERAL NAT'L MTGE A	AT COST	220,255	251,838
3138ASS60 FN AJ1440 3.5% 01 SE	AT COST	515,405	529,584
31402DMP2 FEDERAL NAT'L MTGE A	AT COST	119,160	126,231
31402GYW7 FN 728925 6% 01 AUG	AT COST	12,501	13,671
31403C6L0 FEDERAL NAT'L MTGE A	AT COST	119,965	128,888
31412DUA4 FN 922277 6% 01 DEC	AT COST	110,803	124,919
375558BF9 GILEAD SCIENCES INC	AT COST	498,692	538,500
87236YAH1 TD AMERITRADE HOLDIN	AT COST	501,888	535,152
912810RT7 U S ETREASURY NOTE			
912828R36 U S TREASURY NOTE	AT COST	496,914	524,410
060505104 BANK OF AMERICA CORP	AT COST	681,400	929,808
532457108 ELI LILLY & CO	AT COST	281,545	621,664
553530106 MSC INDUSTRIAL DIREC	AT COST	647,804	637,176
682680103 ONEOK INC	AT COST	244,222	307,977
744320102 PRUDENTIAL FINL INC			
747525103 QUALCOMM INC	AT COST	145,158	268,219
911312106 UNITED PARCEL SERVIC	AT COST	542,308	593,494
931142103 WAL MART STORES INC	AT COST	333,555	602,519
3140Q75P8 FN CA0853 3.5% 01 DE	AT COST	1,416,894	1,504,995
31410GG72 FN 888622 FLT 01 JUL	AT COST	15,502	16,301
31417YVG9 FNMA POOL 0MA0614	AT COST	177,699	185,541

**Investments Other Schedule 2**

Category/ Item	Listed at Cost or FMV	Book Value	End of Year Fair Market Value
31419AG27 FNMA POOL AE0216	AT COST	302,416	313,597
31419AQ83 FNMA POOL 0AE0478	AT COST	231,522	243,117
89352HAY5 TRANSCANADA PIPELINE	AT COST	467,028	550,046
166764100 CHEVRONTEXACO CORP	AT COST	306,471	855,621
674599105 OCCIDENTAL PETROLEUM			
717081103 PFIZER INC COM			
94106L109 WASTE MANAGEMENT INC	AT COST	217,995	577,777
00912XAU8 AIR LEASE CORP 2.125			
031162CH1 AMGEN INC	AT COST	505,633	538,010
049560AN5 ATMOS ENERGY CORP 3%	AT COST	500,857	531,548
172967KB6 CITIGROUP INC			
3128LXUK4 FG G02386 6% 01 NOV	AT COST	41,304	48,075
3128M1CK3 FHLMC POOL G1-1974	AT COST	5,045	5,113
31364FKW0 FANNIE MAE 6.32% 20	AT COST	1,326,789	1,383,897
3138WKUK9 FN AS9585 4% 01 MAY	AT COST	1,628,241	1,715,509
31402C4H2 FEDERAL NAT'L MTGE A	AT COST	158,619	179,104
31402DDB3 FEDERAL NAT'L MTGE A	AT COST	95,855	109,068
31410GHD8 FNMA POOL 0888628	AT COST	21,742	22,970
345397YZ0 FORD MOTOR CREDIT CO	AT COST	299,964	302,784
36255JAD6 GMCAR 2018-3 A3 3.02	AT COST	354,722	359,356
00203H859 AQR MANAGED FUTURES	AT COST	4,249,490	4,168,980
00770G847 JOHCM INTERNATIONAL	AT COST	6,606,666	6,960,180
038336103 APTARGROUP INC	AT COST	176,752	172,968
04314H592 ARTISAN DEVELOPING W	AT COST	4,865,865	5,304,450
05565A202 BNP PARIBAS SA	AT COST	103,282	106,825
441593100 HOULIHAN LOKEY INC	AT COST	137,767	144,802
464287200 ISHARES CORE S& P 50	AT COST	27,357,150	29,134,591
485537401 KAO CORP	AT COST	195,809	210,069
66987V109 NOVARTIS AG	AT COST	348,953	378,097
80105N105 SANOFI-SYNTHELABO	AT COST	286,666	309,031

**Investments Other Schedule 2**

<b>Category/ Item</b>	<b>Listed at Cost or FMV</b>	<b>Book Value</b>	<b>End of Year Fair Market Value</b>
872540109 TJX COS INC/THE	AT COST	300,054	309,086
977874205 WOLTERS KLUWER NV	AT COST	201,004	204,879
260003108 DOVER CORP	AT COST	162,349	179,921
31502A303 FERGUSON PLC-ADR	AT COST	131,814	143,400
45866F104 INTERCONTINENTAL EXC	AT COST	325,008	326,054
50540R409 LABORATORY CORP AMER	AT COST	144,260	146,670
60786M105 MOELIS & CO	AT COST	273,357	275,821
759530108 RELX PLC	AT COST	252,943	269,252
3137BHE78 FHR 4458 CB 2% 15 NO	AT COST	397,432	397,632
724479AN0 PITNEY BOWES INC 5.2	AT COST	539,000	541,750
91529YAP1 UNUM GROUP 4.5% 15 D	AT COST	526,795	517,610
942622200 WATSCO INC	AT COST	267,592	333,278
00912X302 AIR LEASE CORP	AT COST	155,228	164,514
03073E105 AMERISOURCEBERGEN CO	AT COST	127,761	125,149
045387107 ASSA ABLOY AB - UNSP	AT COST	208,793	209,063
12504L109 CBRE GROUP INC	AT COST	254,471	295,724
231021106 CUMMINS INC	AT COST	186,940	186,834
257651109 DONALDSON CO INC	AT COST	203,714	219,820
29446M102 EQUINOR ASA	AT COST	77,155	80,038
384109104 GRACO INC	AT COST	469,531	532,220
45672B305 INFORMA PLC	AT COST	102,441	119,024
48121L114 JPMORGAN STRAT INC O	AT COST	8,531,325	8,531,091
65558R109 NORDEA BANK ABP	AT COST	171,270	184,592
741511109 PRICESMART INC	AT COST	302,557	300,557
754730109 RAYMOND JAMES FINANC	AT COST	198,049	209,426
75524B104 RBC BEARINGS INC	AT COST	327,679	323,014
780249108 KONINKLIJKE DSM NV	AT COST	145,453	156,313
78392U105 RYOHIN KEIKAKU CO LT	AT COST	150,687	159,439
79588J102 SAMPO OYJ	AT COST	192,637	210,694
858912108 STERICYCLE INC	AT COST	198,893	235,778

**Investments Other Schedule 2**

Category/ Item	Listed at Cost or FMV	Book Value	End of Year Fair Market Value
860630102 STIFEL FINANCIAL COR	AT COST	127,833	135,977
86562M209 SUMITOMO MITSUI FINA	AT COST	185,608	193,712
881575302 TESCO PLC	AT COST	168,904	183,258
G1151C101 ACCENTURE PLC IRELAN	AT COST	250,594	287,217
G8060N102 SENSATA TECHNOLOGIES	AT COST	237,234	249,849
SM1101130 PINE GROVE OFFSHORE	AT COST	2,000,000	2,324,844
038222105 APPLIED MATERIALS IN	AT COST	256,043	280,601
H01301128 ALCON INC	AT COST	47,392	45,878
41161EAA6 HARBORWALK FUNDING 5	AT COST	461,932	543,034
65342QAL6 NEXTERA ENERGY OPERA	AT COST	168,725	170,638
037833100 APPLE INC	AT COST	170,532	293,650
17275R102 CISCO SYSTEMS INC	AT COST	576,109	633,552
55389PAB5 MVW OWNER TRUST 3% 2	AT COST	240,613	242,581
833034101 SNAP ON INC	AT COST	195,794	198,706
001317205 AIA GROUP LTD	AT COST	184,693	201,653
867224107 SUNCOR ENERGY INC	AT COST	191,912	206,312
00507V109 ACTIVISION BLIZZARD	AT COST	108,680	116,760
87944W105 TELENOR ASA	AT COST	173,646	164,959
03662Q105 ANSYS INC	AT COST	259,569	302,972
92939U106 WEC ENERGY GROUP INC	AT COST	225,234	221,352
980745103 WOODWARD INC	AT COST	232,776	256,304
G7496G103 RENAISSANCERE HLDGS	AT COST	165,706	176,222
127055101 CABOT CORP	AT COST	59,259	61,538
136375102 CANADIAN NATIONAL RA	AT COST	116,193	118,037
142795202 CARLSBERG A/S	AT COST	156,573	163,488
212015101 CONTINENTAL RESOURCE	AT COST	106,846	125,607
23331A109 D R HORTON INC	AT COST	279,437	273,984
237194105 DARDEN RESTAURANTS I	AT COST	177,624	172,236
258620509 DOUBLELINE EMG MKTS	AT COST	6,207,302	6,265,839
55400DAB7 MVWOT 2019-2A B 2.44	AT COST	267,408	265,471

**Investments Other Schedule 2**

Category/ Item	Listed at Cost or FMV	Book Value	End of Year Fair Market Value
69371RQ33 PACCAR FINANCIAL COR	AT COST	539,926	543,069
83192CAB3 SMB 2019-B A2A 2.84%	AT COST	539,966	542,113
87161CAM7 SYNOVUS FINANCIAL CO	AT COST	506,908	535,300
29476L107 EQUITY RESIDENTIAL	AT COST	245,042	263,799
369550108 GENERAL DYNAMICS COR	AT COST	727,265	691,468
961214EF6 WESTPAC BANKING CORP	AT COST	526,581	550,379
26614N102 DUPONT DE NEMOURS IN	AT COST	590,448	541,399
035240AR1 ANHEUSER-BUSCH INBEV	AT COST	445,407	530,366
099724106 BORG WARNER INC	AT COST	115,050	125,368
000375204 ABB LTD	AT COST	199,750	226,566
045327103 ASPEN TECHNOLOGY INC	AT COST	550,246	573,087
07724U103 BEIERSDORF AG-UNSPON	AT COST	118,154	122,460
461202103 INTUIT INC	AT COST	191,323	194,614
493267108 KEYCORP NEW COM	AT COST	135,695	149,999
57060D108 MARKETAXESS HOLDINGS	AT COST	577,865	638,421
624678108 MOWI ASA - SPON ADR	AT COST	131,061	137,313
756568101 RED ELECTRICA CORP S	AT COST	97,728	96,480
760759100 REPUBLIC SERVICES IN	AT COST	308,164	320,517
052769106 AUTODESK INC COM	AT COST	244,954	308,396
783513203 RYANAIR HOLDINGS PLC	AT COST	130,018	154,369
06828M876 BARON EMERGING MARKE	AT COST	11,681,898	12,316,512
088606108 BHP GROUP LTD	AT COST	138,322	153,626
904767704 UNILEVER PLC	AT COST	200,106	192,663
09215C105 BLACK KNIGHT INC	AT COST	195,685	200,984
928662501 VOLKSWAGEN AG	AT COST	276,666	282,574
277432100 EASTMAN CHEMICAL CO	AT COST	137,803	142,113
969251750 WILLIAM BLAIR MACRO	AT COST	4,401,969	4,276,846
303075105 FACTSET RESEARCH SYS	AT COST	347,333	366,498
008252850 AFFILIATED MANAGERS	AT COST	490,000	529,788
29374WAB2 EFF 2019-3 A2 2.06%	AT COST	374,940	374,635

**Investments Other Schedule 2**

Category/ Item	Listed at Cost or FMV	Book Value	End of Year Fair Market Value
695156109 PACKAGING CORP OF AM	AT COST	156,790	158,354
74164M108 PRIMERICA INC	AT COST	622,722	646,011
743315103 PROGRESSIVE CORP/THE	AT COST	226,447	236,209
74435K204 PRUDENTIAL PLC	AT COST	308,452	287,389
749607107 R L I CORP	AT COST	174,274	162,846
786584102 SAFRAN SA	AT COST	333,222	332,751
810186106 SCOTTS MIRACLE-GRO C	AT COST	128,115	138,246
83088M102 SKYWORKS SOLUTIONS I	AT COST	243,071	305,826
86959X107 SUZUKI MOTOR CORP	AT COST	122,907	110,544
05278C107 AUTOHOME INC	AT COST	733,332	685,686
090572207 BIO RAD LABS INC CL	AT COST	175,247	186,865
24906P109 DENTSPLY SIRONA INC	AT COST	101,487	107,917
262037104 DRIL-QUIP INC	AT COST	266,955	282,680
372303206 GENMAB A/S -SP ADR	AT COST	55,626	58,706
54338V101 LONZA GROUP AG	AT COST	127,024	131,623
560877300 MAKITA CORP	AT COST	110,590	118,612
574599106 MASCO CORP	AT COST	215,533	230,880
00971T101 AKAMAI TECHNOLOGIES	AT COST	208,924	201,956
03755L104 APERGY CORP	AT COST	75,400	96,138
128119880 CALAMOS MARKET NEUTR	AT COST	8,500,754	8,507,302
49338L103 KEYSIGHT TECHNOLOGIE	AT COST	332,236	335,805
562750109 MANHATTAN ASSOCS INC	AT COST	170,626	177,125
759351604 REINSURANCE GROUP OF	AT COST	197,795	205,129
780259206 ROYAL DUTCH SHELL PL	AT COST	298,815	294,782
81211K100 SEALED AIR CORP	AT COST	143,146	136,019
925458101 VESTAS WIND SYSTEMS	AT COST	52,880	65,724
92927K102 WABCO HLDGS INC	AT COST	480,395	482,109
G5960L103 MEDTRONIC PLC	AT COST	347,296	373,931
012653101 ALBEMARLE CORP	AT COST	103,770	118,325
03027X100 AMERICAN TOWER CORP	AT COST	223,633	237,864

**Investments Other Schedule 2**

Category/ Item	Listed at Cost or FMV	Book Value	End of Year Fair Market Value
20825C104 CONOCOPHILLIPS	AT COST	305,773	329,702
882508104 TEXAS INSTRUMENTS IN	AT COST	499,294	586,285
89832Q109 TRUIST FINANCIAL COR	AT COST	402,023	595,302
101121101 BOSTON PROPERTIES IN	AT COST	93,186	96,916
12514G108 C D W CORP/DE	AT COST	764,893	873,895
126408103 CSX CORP	AT COST	186,278	186,255
171798101 CIMAREX ENERGY CO	AT COST	60,688	69,077
20449X401 COMPASS GROUP PLC	AT COST	132,452	130,543
234062206 DAIWA HOUSE INDUSTRY	AT COST	205,680	184,447
278265103 EATON VANCE CORP	AT COST	128,017	130,452
361448103 GATX CORP	AT COST	162,777	166,280
37940X102 GLOBAL PAYMENTS INC	AT COST	429,456	485,427
46637K265 JPMORGAN HEDGED EQUI	AT COST	8,315,681	8,526,649
500458401 KOMATSU LTD	AT COST	166,765	168,376
73278L105 POOL CORP	AT COST	465,373	492,297
803054204 SAP SE	AT COST	401,284	408,134
824551105 SHIN ETSU CHEM-UNSP0	AT COST	169,937	165,660
927320101 VINCI SA	AT COST	135,181	133,425
983919101 XILINX INC	AT COST	245,186	252,735
N22717107 CORE LABORATORIES N	AT COST	42,436	36,126
23304Y100 DBS GROUP HOLDINGS L	AT COST	190,511	198,378
29286D105 ENGIE-SPON ADR	AT COST	221,192	214,075
426281101 JACK HENRY & ASSOCIA	AT COST	242,520	253,029
654445303 NINTENDO CO LTD	AT COST	196,572	200,049
679580100 OLD DOMINION FREIGHT	AT COST	626,848	636,522
76657Y101 RIGHTMOVE PLC	AT COST	598,355	641,788
871607107 SYNOPSYS INC COM	AT COST	284,833	289,118
87166B102 SYNEOS HEALTH INC CL	AT COST	153,272	170,217
879360105 TELEDYNE TECHNOLOGIE	AT COST	857,704	905,162
891092108 TORO CO/THE	AT COST	493,215	532,196



**Investments Other Schedule 2**

<b>Category/ Item</b>	<b>Listed at Cost or FMV</b>	<b>Book Value</b>	<b>End of Year Fair Market Value</b>
92852T201 VIVENDI SA	AT COST	240,353	251,460
00846U101 AGILENT TECHNOLOGIES	AT COST	188,655	212,848
01741R102 ALLEGHENY TECHNOLOGI	AT COST	113,231	118,010
04316A108 ARTISAN PARTNERS ASS	AT COST	167,587	201,903
G0408V102 AON CORP	AT COST	313,361	343,470
433578507 HITACHI LTD	AT COST	157,638	168,185
912828YB0 US TREASURY N/B 1.62	AT COST	981,968	973,906
316773100 FIFTH THIRD BANCORP	AT COST	575,313	592,975
871829107 SYSCO CORP	AT COST	526,743	607,334
H84989104 TE CONNECTIVITY LTD	AT COST	245,406	300,938
03064D108 AMERICOLD REALTY TRU	AT COST	255,240	228,767
042735100 ARROW ELECTRONICS IN	AT COST	122,087	133,889
00914AAB8 AIR LEASE CORP 3.75%	AT COST	499,784	528,037
03066GAF6 AMCAR 2019-1 C 3.36%	AT COST	508,669	518,049
30231GAZ5 EXXON MOBIL CORPORAT	AT COST	535,358	529,163
404280CC1 HSBC HOLDINGS PLC 3.	AT COST	506,571	544,574
11135F101 BROADCOM INC	AT COST	497,827	553,035
126650100 CVS HEALTH CORP	AT COST	456,753	595,806

**TY 2019 Other Decreases Schedule****Name:** LUCILLE S BEESON CHARITABLE TRUST**EIN:** 72-6278911

Description	Amount
MUTUAL FUND TIMING ADJ	22,811
PURCHASE OF ACCRUED INT CARRYOVER	27,633
ONEOK ROC ADJUSTMENT	63,603
EATON ROC ADJUSTMENT	119,900
BARON ROC ADJUSTMENT	125
MOELIS ROC ADJ	72
DISALLOWED WASH SALES	56,597
AMORTIZATION TAXABLE ADJ	14,556
COST BASIS ADJUSTMENT	2,939

**TY 2019 Other Expenses Schedule****Name:** LUCILLE S BEESON CHARITABLE TRUST**EIN:** 72-6278911**Other Expenses Schedule**

Description	Revenue and Expenses per Books	Net Investment Income	Adjusted Net Income	Disbursements for Charitable Purposes
OTHER NON-ALLOCABLE EXPENSE -	152	152		0
INVESTMENT EXPENSES-DIVIDEND I	59,093	59,093		0

**TY 2019 Other Income Schedule****Name:** LUCILLE S BEESON CHARITABLE TRUST**EIN:** 72-6278911**Other Income Schedule**

Description	Revenue And Expenses Per Books	Net Investment Income	Adjusted Net Income
SUNBELT CAPITAL GAIN	11,084	11,084	
REGIONS SOUTHEAST TIMBER LOSS	-6,901	-6,901	
SUNBELT INVESTMENT GAIN	26,116	26,116	
AM SOUTH MISC DISTRIB	112	112	

**TY 2019 Other Professional Fees Schedule****Name:** LUCILLE S BEESON CHARITABLE TRUST**EIN:** 72-6278911

<b>Category</b>	<b>Amount</b>	<b>Net Investment Income</b>	<b>Adjusted Net Income</b>	<b>Disbursements for Charitable Purposes</b>
INVESTMNT MNGMNT FEES (NON-DED	5,380	5,380		

**TY 2019 Taxes Schedule****Name:** LUCILLE S BEESON CHARITABLE TRUST**EIN:** 72-6278911

Category	Amount	Net Investment Income	Adjusted Net Income	Disbursements for Charitable Purposes
FOREIGN TAXES	41,831	41,831		0
FEDERAL TAX PAYMENT - PRIOR YE	400,000	0		0
FEDERAL ESTIMATES - PRINCIPAL	55,000	0		0
FOREIGN TAXES ON NONQUALIFIED	1,876	1,876		0