

EXTENDED TO NOVEMBER 16, 2020

Form 990-PF

Return of Private Foundation

or Section 4947(a)(1) Trust Treated as Private Foundation

Department of the Treasury Internal Revenue Service

Do not enter social security numbers on this form as it may be made public. Go to www.irs.gov/Form990PF for instructions and the latest information.

1912

OMB No 1545-0047

2019

Open to Public Inspection

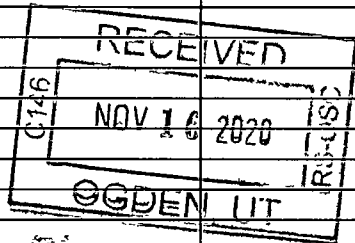
For calendar year 2019 or tax year beginning

, and ending

Name of foundation: INMAAT FOUNDATION C/O: KOZUSKO HARRIS DUNCAN LLP. A Employer identification number: 45-3814655. B Telephone number: 212-980-0010. G Check all that apply: Initial return, Final return, Address change, etc. H Check type of organization: Section 501(c)(3) exempt private foundation. I Fair market value of all assets at end of year: \$42,931,301. J Accounting method: Modified Cash.

Table with 5 columns: (a) Revenue and expenses per books, (b) Net investment income, (c) Adjusted net income, (d) Disbursements for charitable purposes. Rows include Contributions, Interest on savings, Dividends, Net rental income, Net gain or loss from sale of assets, etc.

SCANNED JUN 01 2021 Operating and Administrative Expenses



6138

INMAAT FOUNDATION

Form 990-PF (2019)

C/O: KOZUSKO HARRIS DUNCAN LLP

45-3814655

Page 2

Part II Balance Sheets		Attached schedules and amounts in the description column should be for end of year amounts only			
		Beginning of year	End of year		
		(a) Book Value	(b) Book Value	(c) Fair Market Value	
Assets	1	Cash - non-interest-bearing	2,521,286.	2,045,023.	2,045,023.
	2	Savings and temporary cash investments			
	3	Accounts receivable ▶			
		Less allowance for doubtful accounts ▶			
	4	Pledges receivable ▶			
		Less allowance for doubtful accounts ▶			
	5	Grants receivable			
	6	Receivables due from officers, directors, trustees, and other disqualified persons			
	7	Other notes and loans receivable ▶			
		Less allowance for doubtful accounts ▶			
	8	Inventories for sale or use			
	9	Prepaid expenses and deferred charges			
	10a	Investments - US and state government obligations STMT 9	8,560,933.	8,874,365.	8,874,365.
	b	Investments - corporate stock STMT 10	13,612,358.	18,352,819.	18,352,819.
	c	Investments - corporate bonds STMT 11	2,824,485.	2,974,177.	2,974,177.
	11	Investments - land, buildings, and equipment basis ▶			
	Less accumulated depreciation ▶				
12	Investments - mortgage loans				
13	Investments - other STMT 12	9,720,107.	10,684,917.	10,684,917.	
14	Land, buildings, and equipment basis ▶				
	Less accumulated depreciation ▶				
15	Other assets (describe ▶ REDEMPTION RECEIVAB)	87,497.	0.	0.	
16	Total assets (to be completed by all filers - see the instructions. Also, see page 1, item I)	37,326,666.	42,931,301.	42,931,301.	
Liabilities	17	Accounts payable and accrued expenses			
	18	Grants payable			
	19	Deferred revenue			
	20	Loans from officers, directors, trustees, and other disqualified persons			
	21	Mortgages and other notes payable			
	22	Other liabilities (describe ▶)			
23	Total liabilities (add lines 17 through 22)	0.	0.		
Net Assets or Fund Balances	Foundations that follow FASB ASC 958, check here ▶ <input checked="" type="checkbox"/> and complete lines 24, 25, 29, and 30.				
	24	Net assets without donor restrictions	37,326,666.	42,931,301.	
	25	Net assets with donor restrictions			
	Foundations that do not follow FASB ASC 958, check here ▶ <input type="checkbox"/> and complete lines 26 through 30				
	26	Capital stock, trust principal, or current funds			
	27	Paid-in or capital surplus, or land, bldg, and equipment fund			
	28	Retained earnings, accumulated income, endowment, or other funds			
29	Total net assets or fund balances	37,326,666.	42,931,301.		
30	Total liabilities and net assets/fund balances	37,326,666.	42,931,301.		

Part III Analysis of Changes in Net Assets or Fund Balances

1	Total net assets or fund balances at beginning of year - Part II, column (a), line 29 (must agree with end-of-year figure reported on prior year's return)	1	37,326,666.
2	Enter amount from Part I, line 27a	2	5,073.
3	Other increases not included in line 2 (itemize) ▶ UNREALIZED GAIN ON INVESTMENTS	3	5,599,562.
4	Add lines 1, 2, and 3	4	42,931,301.
5	Decreases not included in line 2 (itemize) ▶	5	0.
6	Total net assets or fund balances at end of year (line 4 minus line 5) - Part II, column (b), line 29	6	42,931,301.

Form 990-PF (2019)

INMAAT FOUNDATION

Form 990-PF (2019)

C/O: KOZUSKO HARRIS DUNCAN LLP

45-3814655

Page 3

Part IV Capital Gains and Losses for Tax on Investment Income SEE ATTACHED STATEMENTS

(a) List and describe the kind(s) of property sold (for example, real estate, 2-story brick warehouse, or common stock, 200 shs. MLC Co)		(b) How acquired P - Purchase D - Donation	(c) Date acquired (mo, day, yr)	(d) Date sold (mo, day, yr)
1a				
b				
c				
d				
e				
(e) Gross sales price	(f) Depreciation allowed (or allowable)	(g) Cost or other basis plus expense of sale	(h) Gain or (loss) ((e) plus (f) minus (g))	
a				
b				
c				
d				
e	36,882,666.	35,352,973.	1,769,999.	
Complete only for assets showing gain in column (h) and owned by the foundation on 12/31/69.				(l) Gains (Col (h) gain minus col (k), but not less than -0-) or Losses (from col (h))
(i) FMV as of 12/31/69	(j) Adjusted basis as of 12/31/69	(k) Excess of col. (i) over col. (j), if any		
a				
b				
c				
d				
e			1,769,999.	
2 Capital gain net income or (net capital loss)	{ If gain, also enter in Part I, line 7 If (loss), enter -0- in Part I, line 7		2	1,769,999.
3 Net short-term capital gain or (loss) as defined in sections 1222(5) and (6) If gain, also enter in Part I, line 8, column (c). If (loss), enter -0- in Part I, line 8			3	N/A

Part V Qualification Under Section 4940(e) for Reduced Tax on Net Investment Income

(For optional use by domestic private foundations subject to the section 4940(a) tax on net investment income)

If section 4940(d)(2) applies, leave this part blank.

Was the foundation liable for the section 4942 tax on the distributable amount of any year in the base period?
If "Yes," the foundation doesn't qualify under section 4940(e). Do not complete this part

Yes No

1 Enter the appropriate amount in each column for each year; see the instructions before making any entries

(a) Base period years Calendar year (or tax year beginning in)	(b) Adjusted qualifying distributions	(c) Net value of noncharitable-use assets	(d) Distribution ratio (col (b) divided by col. (c))
2018	1,958,692.	39,965,571.	.049009
2017	1,850,696.	38,997,030.	.047457
2016	1,775,343.	37,254,583.	.047654
2015	1,959,832.	36,932,287.	.053066
2014	1,903,569.	38,598,670.	.049317

2 Total of line 1, column (d)	2	.246503
3 Average distribution ratio for the 5-year base period - divide the total on line 2 by 5.0, or by the number of years the foundation has been in existence if less than 5 years	3	.049301
4 Enter the net value of noncharitable-use assets for 2019 from Part X, line 5	4	40,460,656.
5 Multiply line 4 by line 3	5	1,994,751.
6 Enter 1% of net investment income (1% of Part I, line 27b)	6	21,174.
7 Add lines 5 and 6	7	2,015,925.
8 Enter qualifying distributions from Part XII, line 4 If line 8 is equal to or greater than line 7, check the box in Part VI, line 1b, and complete that part using a 1% tax rate See the Part VI instructions.	8	2,164,839.

INMAAT FOUNDATION

3

Form 990-PF (2019)

C/O: KOZUSKO HARRIS DUNCAN LLP

45-3814655

Page 4

Part VI Excise Tax Based on Investment Income (Section 4940(a), 4940(b), 4940(e), or 4948 - see instructions)

1a	Exempt operating foundations described in section 4940(d)(2), check here <input type="checkbox"/> and enter "N/A" on line 1. Date of ruling or determination letter. _____ (attach copy of letter if necessary-see instructions)		
b	Domestic foundations that meet the section 4940(e) requirements in Part V, check here <input checked="" type="checkbox"/> and enter 1% of Part I, line 27b	1	21,174.
c	All other domestic foundations enter 2% of line 27b. Exempt foreign organizations, enter 4% of Part I, line 12, col (b)		
2	Tax under section 511 (domestic section 4947(a)(1) trusts and taxable foundations only, others, enter -0-)	2	0.
3	Add lines 1 and 2	3	21,174.
4	Subtitle A (income) tax (domestic section 4947(a)(1) trusts and taxable foundations only, others, enter -0-)	4	0.
5	Tax based on investment income Subtract line 4 from line 3. If zero or less, enter -0-	5	21,174.
6	Credits/Payments:		
a	2019 estimated tax payments and 2018 overpayment credited to 2019	6a	106,488.
b	Exempt foreign organizations - tax withheld at source	6b	0.
c	Tax paid with application for extension of time to file (Form 8868)	6c	0.
d	Backup withholding erroneously withheld	6d	0.
7	Total credits and payments. Add lines 6a through 6d	7	106,488.
8	Enter any penalty for underpayment of estimated tax. Check here <input checked="" type="checkbox"/> if Form 2220 is attached	8	0.
9	Tax due. If the total of lines 5 and 8 is more than line 7, enter amount owed	9	
10	Overpayment. If line 7 is more than the total of lines 5 and 8, enter the amount overpaid	10	85,314.
11	Enter the amount of line 10 to be: Credited to 2020 estimated tax <input checked="" type="checkbox"/> Refunded <input checked="" type="checkbox"/>	11	85,314.

Part VII-A Statements Regarding Activities

	Yes	No
1a		X
1b		X
1c		X
d		
e		
2		X
3		X
4a	X	
4b	X	
5		X
6	X	
7	X	
8a		
8b	X	
9		X
10		X

2

Form 990-PF (2019)

INMAAT FOUNDATION

Form 990-PF (2019)

C/O: KOZUSKO HARRIS DUNCAN LLP

45-3814655

Page 5

Part VII-A Statements Regarding Activities (continued)

	Yes	No
11 At any time during the year, did the foundation, directly or indirectly, own a controlled entity within the meaning of section 512(b)(13)? If "Yes," attach schedule. See instructions		X
12 Did the foundation make a distribution to a donor advised fund over which the foundation or a disqualified person had advisory privileges? If "Yes," attach statement. See instructions		X
13 Did the foundation comply with the public inspection requirements for its annual returns and exemption application? Website address ▶ N/A	X	
14 The books are in care of ▶ ERIC DORSCH Telephone no ▶ 212-980-0010 Located at ▶ 575 MADISON AVENUE, 24TH FLOOR, NEW YORK, NY ZIP+4 ▶ 10022		
15 Section 4947(a)(1) nonexempt charitable trusts filing Form 990-PF in lieu of Form 1041 - check here and enter the amount of tax-exempt interest received or accrued during the year ▶ 15 N/A		
16 At any time during calendar year 2019, did the foundation have an interest in or a signature or other authority over a bank, securities, or other financial account in a foreign country? See the instructions for exceptions and filing requirements for FinCEN Form 114. If "Yes," enter the name of the foreign country ▶		X

Part VII-B Statements Regarding Activities for Which Form 4720 May Be Required

File Form 4720 if any item is checked in the "Yes" column, unless an exception applies.

	Yes	No
1a During the year, did the foundation (either directly or indirectly)		
(1) Engage in the sale or exchange, or leasing of property with a disqualified person? <input type="checkbox"/> Yes <input checked="" type="checkbox"/> No		
(2) Borrow money from, lend money to, or otherwise extend credit to (or accept it from) a disqualified person? <input type="checkbox"/> Yes <input checked="" type="checkbox"/> No		
(3) Furnish goods, services, or facilities to (or accept them from) a disqualified person? <input checked="" type="checkbox"/> Yes <input type="checkbox"/> No		
(4) Pay compensation to, or pay or reimburse the expenses of, a disqualified person? <input checked="" type="checkbox"/> Yes <input type="checkbox"/> No		
(5) Transfer any income or assets to a disqualified person (or make any of either available for the benefit or use of a disqualified person)? <input type="checkbox"/> Yes <input checked="" type="checkbox"/> No		
(6) Agree to pay money or property to a government official? (Exception Check "No" if the foundation agreed to make a grant to or to employ the official for a period after termination of government service, if terminating within 90 days) <input type="checkbox"/> Yes <input checked="" type="checkbox"/> No		
b If any answer is "Yes" to 1a(1)-(6), did any of the acts fail to qualify under the exceptions described in Regulations section 53.4941(d)-3 or in a current notice regarding disaster assistance? See instructions. Organizations relying on a current notice regarding disaster assistance, check here ▶ <input type="checkbox"/>	1b	X
c Did the foundation engage in a prior year in any of the acts described in 1a, other than excepted acts, that were not corrected before the first day of the tax year beginning in 2019?	1c	X
2 Taxes on failure to distribute income (section 4942) (does not apply for years the foundation was a private operating foundation defined in section 4942(j)(3) or 4942(j)(5)).		
a At the end of tax year 2019, did the foundation have any undistributed income (Part XIII, lines 6d and 6e) for tax year (e) beginning before 2019? <input type="checkbox"/> Yes <input checked="" type="checkbox"/> No If "Yes," list the years ▶		
b Are there any years listed in 2a for which the foundation is not applying the provisions of section 4942(a)(2) (relating to incorrect valuation of assets) to the year's undistributed income? (If applying section 4942(a)(2) to all years listed, answer "No" and attach statement - see instructions.) N/A	2b	
c If the provisions of section 4942(a)(2) are being applied to any of the years listed in 2a, list the years here ▶		
3a Did the foundation hold more than a 2% direct or indirect interest in any business enterprise at any time during the year? <input type="checkbox"/> Yes <input checked="" type="checkbox"/> No		
b If "Yes," did it have excess business holdings in 2019 as a result of (1) any purchase by the foundation or disqualified persons after May 26, 1969; (2) the lapse of the 5-year period (or longer period approved by the Commissioner under section 4943(c)(7)) to dispose of holdings acquired by gift or bequest; or (3) the lapse of the 10-, 15-, or 20-year first phase holding period? (Use Form 4720, Schedule C, to determine if the foundation had excess business holdings in 2019.) N/A	3b	
4a Did the foundation invest during the year any amount in a manner that would jeopardize its charitable purposes?	4a	X
b Did the foundation make any investment in a prior year (but after December 31, 1969) that could jeopardize its charitable purpose that had not been removed from jeopardy before the first day of the tax year beginning in 2019?	4b	X

Form 990-PF (2019)

INMAAT FOUNDATION

Part VII-B Statements Regarding Activities for Which Form 4720 May Be Required (continued)

		Yes	No
5a	During the year, did the foundation pay or incur any amount to		
(1)	Carry on propaganda, or otherwise attempt to influence legislation (section 4945(e))?	<input type="checkbox"/> Yes	<input checked="" type="checkbox"/> No
(2)	Influence the outcome of any specific public election (see section 4955), or to carry on, directly or indirectly, any voter registration drive?	<input type="checkbox"/> Yes	<input checked="" type="checkbox"/> No
(3)	Provide a grant to an individual for travel, study, or other similar purposes?	<input type="checkbox"/> Yes	<input checked="" type="checkbox"/> No
(4)	Provide a grant to an organization other than a charitable, etc., organization described in section 4945(d)(4)(A)? See instructions	<input type="checkbox"/> Yes	<input checked="" type="checkbox"/> No
(5)	Provide for any purpose other than religious, charitable, scientific, literary, or educational purposes, or for the prevention of cruelty to children or animals?	<input type="checkbox"/> Yes	<input checked="" type="checkbox"/> No
b	If any answer is "Yes" to 5a(1)-(5), did any of the transactions fail to qualify under the exceptions described in Regulations section 53.4945 or in a current notice regarding disaster assistance? See instructions Organizations relying on a current notice regarding disaster assistance, check here	N/A	
c	If the answer is "Yes" to question 5a(4), does the foundation claim exemption from the tax because it maintained expenditure responsibility for the grant? If "Yes," attach the statement required by Regulations section 53.4945-5(d)	N/A	
6a	Did the foundation, during the year, receive any funds, directly or indirectly, to pay premiums on a personal benefit contract?	<input type="checkbox"/> Yes	<input checked="" type="checkbox"/> No
b	Did the foundation, during the year, pay premiums, directly or indirectly, on a personal benefit contract? If "Yes" to 6b, file Form 8870		X
7a	At any time during the tax year, was the foundation a party to a prohibited tax shelter transaction?	<input type="checkbox"/> Yes	<input checked="" type="checkbox"/> No
b	If "Yes," did the foundation receive any proceeds or have any net income attributable to the transaction?	N/A	
8	Is the foundation subject to the section 4960 tax on payment(s) of more than \$1,000,000 in remuneration or excess parachute payment(s) during the year?	<input type="checkbox"/> Yes	<input checked="" type="checkbox"/> No

Part VIII Information About Officers, Directors, Trustees, Foundation Managers, Highly Paid Employees, and Contractors

1 List all officers, directors, trustees, and foundation managers and their compensation.

(a) Name and address	(b) Title, and average hours per week devoted to position	(c) Compensation (If not paid, enter -0-)	(d) Contributions to employee benefit plans and deferred compensation	(e) Expense account, other allowances
CHANDRA JESSEE C/O KOZUSKO HARRIS DUNCAN LLP 575 MADISON AVENUE, 24TH FLOOR, NY 10	PRESIDENT, TREASURER 12.00	0.	0.	0.
ALFRED CAVALLARO - TERM ENDED 12/9/19 C/O KOZUSKO HARRIS DUNCAN LLP 575 MADISON AVENUE, 24TH FLOOR, NY 10	SECRETARY 2.00	0.	0.	0.
ERIC DORSCH - TERM STARTED 8/1/19 C/O KOZUSKO HARRIS DUNCAN LLP 575 MADISON AVENUE, 24TH FLOOR, NY 10	SECRETARY 2.00	0.	0.	0.

2 Compensation of five highest-paid employees (other than those included on line 1). If none, enter "NONE."

(a) Name and address of each employee paid more than \$50,000	(b) Title, and average hours per week devoted to position	(c) Compensation	(d) Contributions to employee benefit plans and deferred compensation	(e) Expense account, other allowances
NONE				

Total number of other employees paid over \$50,000 0

INMAAT FOUNDATION

Form 990-PF (2019)

C/O: KOZUSKO HARRIS DUNCAN LLP

45-3814655

Page 7

Part VIII Information About Officers, Directors, Trustees, Foundation Managers, Highly Paid Employees, and Contractors *(continued)*

3 Five highest-paid independent contractors for professional services. If none, enter "NONE."

(a) Name and address of each person paid more than \$50,000	(b) Type of service	(c) Compensation
UBS - 1285 AVENUE OF THE AMERICAS, NEW YORK, NY 10019	INVESTMENT MANAGEMENT	191,252.
FULTON VITTORIA LLP - ONE ROCKEFELLER PLAZA, THIRD FLOOR, NEW YORK, NY 10020	LEGAL SERVICES	92,868.
ICONIQ CAPITAL - 394 PACIFIC AVENUE, 2ND FLOOR, SAN FRANCISCO, CA 94111	INVESTMENT MANAGEMENT	83,781.

Total number of others receiving over \$50,000 for professional services ▶ 0

Part IX-A Summary of Direct Charitable Activities

List the foundation's four largest direct charitable activities during the tax year. Include relevant statistical information such as the number of organizations and other beneficiaries served, conferences convened, research papers produced, etc.	Expenses
1 N/A	
2	
3	
4	

Part IX-B Summary of Program-Related Investments

Describe the two largest program-related investments made by the foundation during the tax year on lines 1 and 2.	Amount
1 N/A	
2	
All other program-related investments. See instructions.	
3	

Total. Add lines 1 through 3 ▶ 0.

Form 990-PF (2019)

INMAAT FOUNDATION

Form 990-PF (2019)

C/O: KOZUSKO HARRIS DUNCAN LLP

45-3814655

Page 8

Part X Minimum Investment Return (All domestic foundations must complete this part. Foreign foundations, see instructions.)

1	Fair market value of assets not used (or held for use) directly in carrying out charitable, etc., purposes:		
a	Average monthly fair market value of securities	1a	38,284,184.
b	Average of monthly cash balances	1b	2,792,624.
c	Fair market value of all other assets	1c	
d	Total (add lines 1a, b, and c)	1d	41,076,808.
e	Reduction claimed for blockage or other factors reported on lines 1a and 1c (attach detailed explanation)	1e	0.
2	Acquisition indebtedness applicable to line 1 assets	2	0.
3	Subtract line 2 from line 1d	3	41,076,808.
4	Cash deemed held for charitable activities. Enter 1 1/2% of line 3 (for greater amount, see instructions)	4	616,152.
5	Net value of noncharitable-use assets. Subtract line 4 from line 3. Enter here and on Part V, line 4	5	40,460,656.
6	Minimum investment return. Enter 5% of line 5	6	2,023,033.

Part XI Distributable Amount (see instructions) (Section 4942(j)(3) and (j)(5) private operating foundations and certain foreign organizations, check here and do not complete this part.)

1	Minimum investment return from Part X, line 6	1	2,023,033.
2a	Tax on investment income for 2019 from Part VI, line 5	2a	21,174.
b	Income tax for 2019 (This does not include the tax from Part VI)	2b	
c	Add lines 2a and 2b	2c	21,174.
3	Distributable amount before adjustments. Subtract line 2c from line 1	3	2,001,859.
4	Recoveries of amounts treated as qualifying distributions	4	0.
5	Add lines 3 and 4	5	2,001,859.
6	Deduction from distributable amount (see instructions)	6	0.
7	Distributable amount as adjusted. Subtract line 6 from line 5. Enter here and on Part XIII, line 1	7	2,001,859.

Part XII Qualifying Distributions (see instructions)

1	Amounts paid (including administrative expenses) to accomplish charitable, etc., purposes:		
a	Expenses, contributions, gifts, etc. - total from Part I, column (d), line 26	1a	2,164,839.
b	Program-related investments - total from Part IX-B	1b	0.
2	Amounts paid to acquire assets used (or held for use) directly in carrying out charitable, etc., purposes	2	
3	Amounts set aside for specific charitable projects that satisfy the:		
a	Suitability test (prior IRS approval required)	3a	
b	Cash distribution test (attach the required schedule)	3b	
4	Qualifying distributions. Add lines 1a through 3b. Enter here and on Part V, line 8, and Part XIII, line 4	4	2,164,839.
5	Foundations that qualify under section 4940(e) for the reduced rate of tax on net investment income. Enter 1% of Part I, line 27b	5	21,174.
6	Adjusted qualifying distributions. Subtract line 5 from line 4	6	2,143,665.

Note: The amount on line 6 will be used in Part V, column (b), in subsequent years when calculating whether the foundation qualifies for the section 4940(e) reduction of tax in those years.

Form 990-PF (2019)

INMAAT FOUNDATION

Part XIII Undistributed Income (see instructions)

	(a) Corpus	(b) Years prior to 2018	(c) 2018	(d) 2019
1 Distributable amount for 2019 from Part XI, line 7				2,001,859.
2 Undistributed income, if any, as of the end of 2019				
a Enter amount for 2018 only			1,787,597.	
b Total for prior years		0.		
3 Excess distributions carryover, if any, to 2019				
a From 2014				
b From 2015				
c From 2016				
d From 2017				
e From 2018				
f Total of lines 3a through e	0.			
4 Qualifying distributions for 2019 from Part XII, line 4 ▶ \$ 2,164,839.				
a Applied to 2018, but not more than line 2a			1,787,597.	
b Applied to undistributed income of prior years (Election required - see instructions)		0.		
c Treated as distributions out of corpus (Election required - see instructions)	0.			
d Applied to 2019 distributable amount				377,242.
e Remaining amount distributed out of corpus	0.			
5 Excess distributions carryover applied to 2019 (If an amount appears in column (d), the same amount must be shown in column (a))	0.			0.
6 Enter the net total of each column as indicated below	0.			
a Corpus. Add lines 3f, 4c, and 4e. Subtract line 5	0.			
b Prior years' undistributed income. Subtract line 4b from line 2b		0.		
c Enter the amount of prior years' undistributed income for which a notice of deficiency has been issued, or on which the section 4942(a) tax has been previously assessed		0.		
d Subtract line 6c from line 6b. Taxable amount - see instructions		0.		
e Undistributed income for 2018. Subtract line 4a from line 2a. Taxable amount - see instr			0.	
f Undistributed income for 2019. Subtract lines 4d and 5 from line 1. This amount must be distributed in 2020				1,624,617.
7 Amounts treated as distributions out of corpus to satisfy requirements imposed by section 170(b)(1)(F) or 4942(g)(3) (Election may be required - see instructions)	0.			
8 Excess distributions carryover from 2014 not applied on line 5 or line 7	0.			
9 Excess distributions carryover to 2020. Subtract lines 7 and 8 from line 6a	0.			
10 Analysis of line 9				
a Excess from 2015				
b Excess from 2016				
c Excess from 2017				
d Excess from 2018				
e Excess from 2019				

INMAAT FOUNDATION

Form 990-PF (2019)

C/O: KOZUSKO HARRIS DUNCAN LLP

45-3814655

Page 10

Part XIV Private Operating Foundations (see instructions and Part VII-A, question 9) N/A

1 a If the foundation has received a ruling or determination letter that it is a private operating foundation, and the ruling is effective for 2019, enter the date of the ruling ▶

b Check box to indicate whether the foundation is a private operating foundation described in section 4942(j)(3) or 4942(j)(5)

	Tax year				(e) Total
	(a) 2019	(b) 2018	(c) 2017	(d) 2016	
2 a Enter the lesser of the adjusted net income from Part I or the minimum investment return from Part X for each year listed					
b 85% of line 2a					
c Qualifying distributions from Part XII, line 4, for each year listed					
d Amounts included in line 2c not used directly for active conduct of exempt activities					
e Qualifying distributions made directly for active conduct of exempt activities. Subtract line 2d from line 2c					
3 Complete 3a, b, or c for the alternative test relied upon:					
a "Assets" alternative test - enter:					
(1) Value of all assets					
(2) Value of assets qualifying under section 4942(j)(3)(B)(i)					
b "Endowment" alternative test - enter 2/3 of minimum investment return shown in Part X, line 6, for each year listed					
c "Support" alternative test - enter:					
(1) Total support other than gross investment income (interest, dividends, rents, payments on securities loans (Section 512(a)(5)), or royalties)					
(2) Support from general public and 5 or more exempt organizations as provided in section 4942(j)(3)(B)(iii)					
(3) Largest amount of support from an exempt organization					
(4) Gross investment income					

Part XV Supplementary Information (Complete this part only if the foundation had \$5,000 or more in assets at any time during the year-see instructions.)

1 **Information Regarding Foundation Managers:**
 a List any managers of the foundation who have contributed more than 2% of the total contributions received by the foundation before the close of any tax year (but only if they have contributed more than \$5,000). (See section 507(d)(2))

NONE

b List any managers of the foundation who own 10% or more of the stock of a corporation (or an equally large portion of the ownership of a partnership or other entity) of which the foundation has a 10% or greater interest

NONE

2 **Information Regarding Contribution, Grant, Gift, Loan, Scholarship, etc., Programs:**
 Check here if the foundation only makes contributions to preselected charitable organizations and does not accept unsolicited requests for funds. If the foundation makes gifts, grants, etc., to individuals or organizations under other conditions, complete items 2a, b, c, and d.

- a The name, address, and telephone number or email address of the person to whom applications should be addressed
- b The form in which applications should be submitted and information and materials they should include
- c Any submission deadlines
- d Any restrictions or limitations on awards, such as by geographical areas, charitable fields, kinds of institutions, or other factors

INMAAT FOUNDATION

Form 990-PF (2019)

C/O: KOZUSKO HARRIS DUNCAN LLP

45-3814655 Page 11

Part XV Supplementary Information *(continued)*

3 Grants and Contributions Paid During the Year or Approved for Future Payment				
Recipient	If recipient is an individual, show any relationship to any foundation manager or substantial contributor	Foundation status of recipient	Purpose of grant or contribution	Amount
Name and address (home or business)				
<i>a Paid during the year</i>				
A BREEZE OF HOPE FOUNDATION 205 CHIPPEWA STREET ESSINGTON, PA 19029	N/A	PC	GENERAL SUPPORT	10,000.
AFRICAN LEADERSHIP FOUNDATION P.O BOX 7408 NEW YORK, NY 10150	N/A	PC	GENERAL SUPPORT	10,000.
CENTER FOR BIOLOGICAL DIVERSITY INC. P.O BOX 710 TUCSON, AZ 85702	N/A	PC	GENERAL SUPPORT	20,000.
CENTER FOR REPRODUCTIVE RIGHTS INC. 199 WATER STREET, 22ND FLOOR NEW YORK, NY 10038	N/A	PC	GENERAL SUPPORT	20,000.
COALITION AGAINST TRAFFICKING IN WOMEN 121 WEST 27TH STREET, STE. 704 NEW YORK, NY 10001	N/A	PC	GENERAL SUPPORT	15,000.
Total			SEE CONTINUATION SHEET(S) ▶ 3a	2,019,188.
<i>b Approved for future payment</i>				
VITAL VOICES GLOBAL PARTNERSHIP 1625 MASSACHUSETTS AVENUE NW, STE. 300 WASHINGTON, DC 20036	N/A	PC	20.20 FUND	1,800,000.
Total			▶ 3b	1,800,000.

Form 990-PF (2019)

Part IV Capital Gains and Losses for Tax on Investment Income

(a) List and describe the kind(s) of property sold, e.g., real estate, 2-story brick warehouse; or common stock, 200 shs MLC Co	(b) How acquired P - Purchase D - Donation	(c) Date acquired (mo, day, yr)	(d) Date sold (mo, day, yr)
a SALE OF PUBLICLY TRADED SECURITIES	P		
b SALE OF PUBLICLY TRADED SECURITIES	D		
c CARTICA CAPITAL PARTNERS (CAYMAN) LTD.	P		
d GCM GROSVENOR GSOCs II FEEDER HOLDINGS, LP	P		
e ICONIQ STRATEGIC PARTNERS II-B, LP	P		
f ICONIQ STRATEGIC PARTNERS III-B, LP	P		
g ICONIQ STRATEGIC PARTNERS, LP	P		
h ICQ CPE 2018 B, LP	P		
i ICQ CPE 2019 B, LP	P		
j ICQ CPE I-B, LP	P		
k ICQ INVESTMENTS, LP (SERIES V)	P		
l MARCATO INTERNATIONAL LTD.	P		
m PRIME FINANCE PARTNERS III, LP	P		
n RETHINK IMPACT LP	P		
o THE VARDE FUND XI (B) FEEDER, LP	P		

(e) Gross sales price	(f) Depreciation allowed (or allowable)	(g) Cost or other basis plus expense of sale	(h) Gain or (loss) (e) plus (f) minus (g)
a 36,355,809.		35,294,003.	1,061,806.
b 526,857.		58,970.	467,887.
c			-2,547.
d			7,265.
e			8,098.
f			948.
g			102,250.
h			254.
i			676.
j			3,977.
k			-20,819.
l			16,740.
m			3,000.
n			11,671.
o			10,105.

Complete only for assets showing gain in column (h) and owned by the foundation on 12/31/69

(i) F M V. as of 12/31/69	(j) Adjusted basis as of 12/31/69	(k) Excess of col. (i) over col. (j), if any	(l) Losses (from col. (h)) Gains (excess of col. (h) gain over col. (k), but not less than "-0-")
a			1,061,806.
b			467,887.
c			-2,547.
d			7,265.
e			8,098.
f			948.
g			102,250.
h			254.
i			676.
j			3,977.
k			-20,819.
l			16,740.
m			3,000.
n			11,671.
o			10,105.

2 Capital gain net income or (net capital loss) { If gain, also enter in Part I, line 7 If (loss), enter "-0-" in Part I, line 7 }	2	
3 Net short-term capital gain or (loss) as defined in sections 1222(5) and (6): If gain, also enter in Part I, line 8, column (c). If (loss), enter "-0-" in Part I, line 8	3	

Part IV Capital Gains and Losses for Tax on Investment Income

(a) List and describe the kind(s) of property sold, e.g., real estate, 2-story brick warehouse, or common stock, 200 shs MLC Co	(b) How acquired P - Purchase D - Donation	(c) Date acquired (mo, day, yr)	(d) Date sold (mo, day, yr)
1a TRILOGY MULTIFAMILY FUND II. LP	P		
b VIRTU INVESTMENTS MULTIFAMILY OPPORTUNITY FUND II	P		
c			
d			
e			
f			
g			
h			
i			
j			
k			
l			
m			
n			
o			

(e) Gross sales price	(f) Depreciation allowed (or allowable)	(g) Cost or other basis plus expense of sale	(h) Gain or (loss) (e) plus (f) minus (g)
a			40,147.
b			58,541.
c			
d			
e			
f			
g			
h			
i			
j			
k			
l			
m			
n			
o			

Complete only for assets showing gain in column (h) and owned by the foundation on 12/31/69			(l) Losses (from col. (h)) Gains (excess of col (h) gain over col. (k), but not less than "-0-")
(i) F M V. as of 12/31/69	(j) Adjusted basis as of 12/31/69	(k) Excess of col (i) over col (j), if any	
a			40,147.
b			58,541.
c			
d			
e			
f			
g			
h			
i			
j			
k			
l			
m			
n			
o			

2 Capital gain net income or (net capital loss) { If gain, also enter in Part I, line 7 If (loss), enter "-0-" in Part I, line 7 }	2	1,769,999.
3 Net short-term capital gain or (loss) as defined in sections 1222(5) and (6). If gain, also enter in Part I, line 8, column (c) If (loss), enter "-0-" in Part I, line 8	3	N/A

INMAAT FOUNDATION
C/O: KOZUSKO HARRIS DUNCAN LLP

45-3814655

Part XV Supplementary Information

3 Grants and Contributions Paid During the Year (Continuation)

Recipient Name and address (home or business)	If recipient is an individual, show any relationship to any foundation manager or substantial contributor	Foundation status of recipient	Purpose of grant or contribution	Amount
EDUCATE GIRLS 815 BRAZON STREET, SUITE 500 AUSTIN, TX 78701	N/A	PC	THE AUDACIOUS PROJECT	25,000.
EQUAL JUSTICE INITIATIVE 122 COMMERCE STREET MONTGOMERY, AL 36104	N/A	PC	GENERAL SUPPORT	15,000.
EQUALITY NOW, INC. 125 MAIDEN LANE, 9TH FLOOR, STE. B NEW YORK, NY 10038	N/A	PC	GENERAL SUPPORT	150,000.
EQUALITY NOW, INC. 125 MAIDEN LANE, 9TH FLOOR, STE. B NEW YORK, NY 10038	N/A	PC	GENERAL SUPPORT	100,000.
FINCA INTERNATIONAL INC. 1201 15TH STREET NW, STE. 800 WASHINGTON, DC 20005	N/A	PC	GENERAL SUPPORT	10,000.
FREEDOM FOR ALL INC. VILLAGE STATION, P.O. BOX 536 NEW YORK, NY 10014	N/A	PC	SURVIVOR'S NETWORK	7,500.
FUND FOR WOMEN'S EQUALITY 1875 K STREET NW, FLOOR 4 WASHINGTON, DC 20006	N/A	PC	GENERAL SUPPORT	5,000.
GIRL'S EDUCATIONAL & MENTORING SERVICES 201 WEST 148TH STREET, GROUND FLOOR NEW YORK, NY 10039	N/A	PC	GENERAL SUPPORT	5,000.
GLOBAL FOUNDATION FOR HUMANITY 35 CUNNINGHAM DRIVE MONROE, NY 10950	N/A	PC	THE VEERNI PROJECT	5,000.
HEALING HANDS OF JOY 4747 HEDGEMORE DRIVE, UNIT A CHARLOTTE, NC 28209	N/A	PC	GENERAL SUPPORT	7,500.
Total from continuation sheets				1,944,188.

INMAAT FOUNDATION
C/O: KOZUSKO HARRIS DUNCAN LLP

45-3814655

Part XV Supplementary Information

3 Grants and Contributions Paid During the Year (Continuation)

Recipient Name and address (home or business)	If recipient is an individual, show any relationship to any foundation manager or substantial contributor	Foundation status of recipient	Purpose of grant or contribution	Amount
HEARTS OF GOLD INC C/O NOIR ET BLANC, 7 WEST 25TH STREET NEW YORK, NY 10010	N/A	PC	GENERAL SUPPORT	10,000.
HUMANE SOCIETY OF THE USA 700 PROFESSIONAL DRIVE GAITHERSBURG, MD 20879	N/A	PC	GENERAL SUPPORT	5,000.
INDIA DEVELOPMENT RELIEF FUND 5821 MOSSROCK DRIVE NORTH BETHESDA, MD 20852	N/A	PC	LILA POONAWALA FOUNDATION	5,000.
KAKENYA CENTER FOR EXCELLENCE 4250 FAIRFAX DRIVE, SUITE 600 ARLINGTON, VA 22203	N/A	PC	KAKENYA'S DREAM	5,000.
KICKSTART INTERNATIONAL 1385 MISSION STREET, SUITE 300 SAN FRANCISCO, CA 94130	N/A	PC	GENERAL SUPPORT	5,000.
NONTRADITIONAL EMPLOYMENT FOR WOMEN 243 WEST 20TH STREET NEW YORK, NY 10011	N/A	PC	GENERAL SUPPORT	5,000.
NOT FOR SALE 25 TAYLOR STREET, #720 SAN FRANCISCO, CA 94102	N/A	PC	GENERAL SUPPORT	5,000.
NRDC 40 WEST 20TH STREET, 11TH FLOOR NEW YORK, NY 10011	N/A	PC	GENERAL SUPPORT	15,000.
PARTNERS IN HEALTH 800 BOYLSTON STREET, STE. 300 BOSTON, MA 02199	N/A	PC	GENERAL SUPPORT	15,000.
PLANNED PARENTHOOD 123 WILLIAM STREET, 10TH FLOOR NEW YORK, NY 10038	N/A	PC	GENERAL SUPPORT	25,000.
Total from continuation sheets				

INMAAT FOUNDATION
C/O: KOZUSKO HARRIS DUNCAN LLP

45-3814655

Part XV Supplementary Information

3 Grants and Contributions Paid During the Year (Continuation)

Recipient Name and address (home or business)	If recipient is an individual, show any relationship to any foundation manager or substantial contributor	Foundation status of recipient	Purpose of grant or contribution	Amount
POLARIS PROJECT P.O. BOX 65323 WASHINGTON, DC 20035	N/A	PC	GENERAL SUPPORT	20,000.
POPULATION ACTION INTERNATIONAL 2905 PLYERS MILL ROAD SILVER SPRING, MD 20902	N/A	PC	GENERAL SUPPORT	5,000.
PRINCIPE PRODUCTIONS, INC. 390 RIVERSIDE DRIVE, 8C NEW YORK, NY 10025	N/A	PC	SYRIAN FAMILIES FILM	10,000.
RAPE, ABUSE & INCEST NATIONAL NETWORK 122 L STREET NW, STE 505 WASHINGTON, DC 20005	N/A	PC	GENERAL SUPPORT	10,000.
REPRESENTATION PROJECT P.O. BOX 1750 ROSS, CA 94957	N/A	PC	THE GREAT AMERICAN LIE	20,000.
ROOM TO READ 465 CALIFORNIA STREET, STE. 1000 SAN FRANCISCO, CA 94104	N/A	PC	GIRLS SCHOLARSHIP FUND	50,000.
SHADEKA PROJECT INC. 1031 33RD STREET SUITE 172 DENVER, CO 80205	N/A	PC	GENERAL SUPPORT	5,000.
SHE'S THE FIRST 590 AVENUE OF THE AMERICAS, 13TH FLOOR NEW YORK, NY 10011	N/A	PC	GENERAL SUPPORT	10,000.
SISTERHOOD IS GLOBAL INSTITUTE 25 CENTRAL PARK WEST, 9I NEW YORK, NY 10023	N/A	PC	GENERAL OPERATING SUPPORT	50,000.
SISTERHOOD IS GLOBAL INSTITUTE 25 CENTRAL PARK WEST, 9I NEW YORK, NY 10023	N/A	PC	SPACE INTERNATIONAL	20,000.
Total from continuation sheets				

INMAAT FOUNDATION
C/O: KOZUSKO HARRIS DUNCAN LLP

45-3814655

Part XV Supplementary Information

3 Grants and Contributions Paid During the Year (Continuation)				
Recipient	If recipient is an individual, show any relationship to any foundation manager or substantial contributor	Foundation status of recipient	Purpose of grant or contribution	Amount
Name and address (home or business)				
SISTERHOOD IS GLOBAL INSTITUTE 25 CENTRAL PARK WEST, 9I NEW YORK, NY 10023	N/A	PC	EMBRACE DIGNITY	30,000.
SKATEISTAN USA 2111 G STREET BELLINGHAM, WA 98225	N/A	PC	GENERAL SUPPORT	10,000.
SUSTAINABLE HEALTH ENTERPRISES, INC. 1221 STATE STREET, STE. 12, #91260 SANTA BARBARA, CA 93101	N/A	PC	GENERAL SUPPORT	7,500.
THE FISTULA FOUNDATION 1922 THE ALAMEDA, STE. 302 SAN JOSE, CA 95126	N/A	PC	GENERAL SUPPORT	10,000.
TOO YOUNG TO WED 1112 MAIN STREET, FIRST FLOOR PEEKSKILL, NY 10566	N/A	PC	GENERAL SUPPORT	10,000.
TRUST WOMEN FOUNDATION INC. P.O. BOX 3222 WITCHITA, KS 67201	N/A	PC	GENERAL SUPPORT	5,000.
UNION OF CONCERNED SCIENTISTS INC. TWO BRATTLE SQUARE, SUITE 6 CAMBRIDGE, MA 02138	N/A	PC	GENERAL SUPPORT	10,000.
UTAH FILM CENTER 50 WEST BROADWAY, SUITE 1125 SALT LAKE CITY, UT 84101	N/A	PC	ROLL RED ROLL FILM	25,000.
V-DAY 4104 24TH STREET, #4151 SAN FRANCISCO, CA 94114	N/A	PC	GENERAL SUPPORT	15,000.
VIRGIN UNITE 65 BLEEKER STREET, FLOOR 6 NEW YORK, NY 10012	N/A	PC	GENERAL SUPPORT	9,324.
Total from continuation sheets				

INMAAT FOUNDATION

C/O: KOZUSKO HARRIS DUNCAN LLP

45-3814655

Part XV Supplementary Information

3 Grants and Contributions Paid During the Year (Continuation)

Recipient	If recipient is an individual, show any relationship to any foundation manager or substantial contributor	Foundation status of recipient	Purpose of grant or contribution	Amount
Name and address (home or business)				
VIRGIN UNITE 65 BLEEKER STREET, FLOOR 6 NEW YORK, NY 10012	N/A	PC	GENERAL SUPPORT	15,677.
VIRGIN UNITE 65 BLEEKER STREET, FLOOR 6 NEW YORK, NY 10012	N/A	PC	OCEAN UNITE	15,000.
VIRGIN UNITE 65 BLEEKER STREET, FLOOR 6 NEW YORK, NY 10012	N/A	PC	BVI UNITE	20,000.
VIRGIN UNITE 65 BLEEKER STREET, FLOOR 6 NEW YORK, NY 10012	N/A	PC	THE ELDERS	50,000.
VITAL VOICES GLOBAL PARTNERSHIP 1625 MASSACHUSETTS AVENUE NW, STE. 300 WASHINGTON, DC 20036	N/A	PC	20.20 FUND	200,000.
VITAL VOICES GLOBAL PARTNERSHIP 1625 MASSACHUSETTS AVENUE NW, STE. 300 WASHINGTON, DC 20036	N/A	PC	20.20 FUND	750,000.
VITAL VOICES GLOBAL PARTNERSHIP 1625 MASSACHUSETTS AVENUE NW, STE. 300 WASHINGTON, DC 20036	N/A	PC	GENERAL SUPPORT	6,687.
WITNESS INC. 80 HANSON PLACE BROOKLYN, NY 11217	N/A	PC	GENERAL SUPPORT	50,000.
WOMEN FOR WOMEN INTERNATIONAL 2000 M STREET NW, STE. 200 WASHINGTON, DC 20036	N/A	PC	GENERAL SUPPORT	50,000.
WOMEN'S EDUCATION PROJECT 244 FIFTH AVENUE, W208 NEW YORK, NY 10001	N/A	PC	GENERAL SUPPORT	15,000.
Total from continuation sheets				

Part XV Supplementary Information

3 Grants and Contributions Paid During the Year (Continuation)				
Recipient	If recipient is an individual, show any relationship to any foundation manager or substantial contributor	Foundation status of recipient	Purpose of grant or contribution	Amount
Name and address (home or business)				
WOMEN'S MEDIA CENTER 560 N STREET SW, APT. N502 WASHINGTON, DC 20024	N/A	PC	GENERAL SUPPORT	10,000.
WORLD LIFE FISTUIA FUND, INC 1100 E. WOODFIELD ROAD, STE. 350 SCHAUMBURG, IL 60173	N/A	PC	GENERAL SUPPORT	5,000.
Total from continuation sheets				

Schedule B

(Form 990, 990-EZ, or 990-PF)

Department of the Treasury
Internal Revenue Service**Schedule of Contributors**

- ▶ Attach to Form 990, Form 990-EZ, or Form 990-PF.
- ▶ Go to www.irs.gov/Form990 for the latest information.

OMB No 1545 0047

2019

Name of the organization

INMAAT FOUNDATION
C/O: KOZUSKO HARRIS DUNCAN LLP

Employer identification number

45-3814655

Organization type (check one)

Filers of:

Section:

Form 990 or 990-EZ

 501(c)() (enter number) organization 4947(a)(1) nonexempt charitable trust **not** treated as a private foundation 527 political organization

Form 990-PF

 501(c)(3) exempt private foundation 4947(a)(1) nonexempt charitable trust treated as a private foundation 501(c)(3) taxable private foundationCheck if your organization is covered by the **General Rule** or a **Special Rule**.**Note** Only a section 501(c)(7), (8), or (10) organization can check boxes for both the General Rule and a Special Rule. See instructions.**General Rule**

- For an organization filing Form 990, 990-EZ, or 990-PF that received, during the year, contributions totaling \$5,000 or more (in money or property) from any one contributor. Complete Parts I and II. See instructions for determining a contributor's total contributions.

Special Rules

- For an organization described in section 501(c)(3) filing Form 990 or 990-EZ that met the 33 1/3% support test of the regulations under sections 509(a)(1) and 170(b)(1)(A)(vi), that checked Schedule A (Form 990 or 990-EZ), Part II, line 13, 16a, or 16b, and that received from any one contributor, during the year, total contributions of the greater of (1) \$5,000, or (2) 2% of the amount on (i) Form 990, Part VIII, line 1h, or (ii) Form 990-EZ, line 1. Complete Parts I and II.
- For an organization described in section 501(c)(7), (8), or (10) filing Form 990 or 990-EZ that received from any one contributor, during the year, total contributions of more than \$1,000 *exclusively* for religious, charitable, scientific, literary, or educational purposes, or for the prevention of cruelty to children or animals. Complete Parts I, II, and III.
- For an organization described in section 501(c)(7), (8), or (10) filing Form 990 or 990-EZ that received from any one contributor, during the year, contributions *exclusively* for religious, charitable, etc., purposes, but no such contributions totaled more than \$1,000. If this box is checked, enter here the total contributions that were received during the year for an *exclusively* religious, charitable, etc., purpose. Don't complete any of the parts unless the **General Rule** applies to this organization because it received *nonexclusively* religious, charitable, etc., contributions totaling \$5,000 or more during the year. ▶ \$ _____

Caution: An organization that isn't covered by the General Rule and/or the Special Rules doesn't file Schedule B (Form 990, 990-EZ, or 990-PF), but it **must** answer "No" on Part IV, line 2, of its Form 990, or check the box on line H of its Form 990-EZ or on its Form 990-PF, Part I, line 2, to certify that it doesn't meet the filing requirements of Schedule B (Form 990, 990-EZ, or 990-PF).

LHA For Paperwork Reduction Act Notice, see the instructions for Form 990, 990-EZ, or 990-PF.

Schedule B (Form 990, 990-EZ, or 990-PF) (2019)

Name of organization INMAAT FOUNDATION C/O: KOZUSKO HARRIS DUNCAN LLP	Employer identification number 45-3814655
---	---

Part I Contributors (see instructions) Use duplicate copies of Part I if additional space is needed

(a) No.	(b) Name, address, and ZIP + 4	(c) Total contributions	(d) Type of contribution
1	CHANDRA JESSE C/O: KOZUSKO HARRIS DUNCAN LLP, 575 MADISON AVE, 24TH FL NEW YORK, NY 10022	\$ 9,889.	Person <input type="checkbox"/> Payroll <input type="checkbox"/> Noncash <input checked="" type="checkbox"/> (Complete Part II for noncash contributions)
2	CHANDRA JESSE C/O: KOZUSKO HARRIS DUNCAN LLP, 575 MADISON AVE, 24TH FL NEW YORK, NY 10022	\$ 15,408.	Person <input type="checkbox"/> Payroll <input type="checkbox"/> Noncash <input checked="" type="checkbox"/> (Complete Part II for noncash contributions)
3	CHANDRA JESSE C/O: KOZUSKO HARRIS DUNCAN LLP, 575 MADISON AVE, 24TH FL NEW YORK, NY 10022	\$ 149,377.	Person <input type="checkbox"/> Payroll <input type="checkbox"/> Noncash <input checked="" type="checkbox"/> (Complete Part II for noncash contributions)
4	CHANDRA JESSE C/O: KOZUSKO HARRIS DUNCAN LLP, 575 MADISON AVE, 24TH FL NEW YORK, NY 10022	\$ 44,396.	Person <input type="checkbox"/> Payroll <input type="checkbox"/> Noncash <input checked="" type="checkbox"/> (Complete Part II for noncash contributions)
5	CHANDRA JESSE C/O: KOZUSKO HARRIS DUNCAN LLP, 575 MADISON AVE, 24TH FL NEW YORK, NY 10022	\$ 27,842.	Person <input type="checkbox"/> Payroll <input type="checkbox"/> Noncash <input checked="" type="checkbox"/> (Complete Part II for noncash contributions)
6	CHANDRA JESSE C/O: KOZUSKO HARRIS DUNCAN LLP, 575 MADISON AVE, 24TH FL NEW YORK, NY 10022	\$ 254,711.	Person <input type="checkbox"/> Payroll <input type="checkbox"/> Noncash <input checked="" type="checkbox"/> (Complete Part II for noncash contributions)

Name of organization INMAAT FOUNDATION C/O: KOZUSKO HARRIS DUNCAN LLP	Employer identification number 45-3814655
---	---

Part I Contributors (see instructions) Use duplicate copies of Part I if additional space is needed

(a) No.	(b) Name, address, and ZIP + 4	(c) Total contributions	(d) Type of contribution
7	CHANDRA JESSE C/O: KOZUSKO HARRIS DUNCAN LLP, 575 MADISON AVE, 24TH FL NEW YORK, NY 10022	\$ 20,377.	Person <input type="checkbox"/> Payroll <input type="checkbox"/> Noncash <input checked="" type="checkbox"/> (Complete Part II for noncash contributions)
		\$ _____	Person <input type="checkbox"/> Payroll <input type="checkbox"/> Noncash <input type="checkbox"/> (Complete Part II for noncash contributions)
		\$ _____	Person <input type="checkbox"/> Payroll <input type="checkbox"/> Noncash <input type="checkbox"/> (Complete Part II for noncash contributions)
		\$ _____	Person <input type="checkbox"/> Payroll <input type="checkbox"/> Noncash <input type="checkbox"/> (Complete Part II for noncash contributions)
		\$ _____	Person <input type="checkbox"/> Payroll <input type="checkbox"/> Noncash <input type="checkbox"/> (Complete Part II for noncash contributions)
		\$ _____	Person <input type="checkbox"/> Payroll <input type="checkbox"/> Noncash <input type="checkbox"/> (Complete Part II for noncash contributions)
		\$ _____	Person <input type="checkbox"/> Payroll <input type="checkbox"/> Noncash <input type="checkbox"/> (Complete Part II for noncash contributions)

Name of organization INMAAT FOUNDATION C/O: KOZUSKO HARRIS DUNCAN LLP	Employer identification number 45-3814655
---	---

Part II Noncash Property (see instructions) Use duplicate copies of Part II if additional space is needed

(a) No. from Part I	(b) Description of noncash property given	(c) FMV (or estimate) (See instructions)	(d) Date received
1	112 SHARES ALTERYX INC. COM	\$ 9,889.	04/29/19
2	148 SHARES ALTERYX INC. COM	\$ 15,408.	06/14/19
3	3051 SHARES BLACKLINE INC	\$ 149,377.	06/14/19
4	418 SHARES ALTERYX INC. COM	\$ 44,396.	06/24/19
5	899 SHARES SLACK TECHNOLOGIES	\$ 27,842.	08/26/19
6	4696 SHRES BLACKLINE INC	\$ 254,711.	11/25/19

Name of organization INMAAT FOUNDATION C/O: KOZUSKO HARRIS DUNCAN LLP	Employer identification number 45-3814655
---	---

Part II Noncash Property (see instructions) Use duplicate copies of Part II if additional space is needed

(a) No. from Part I	(b) Description of noncash property given	(c) FMV (or estimate) (See instructions)	(d) Date received
7	936 SHARES FASTLY INC _____ _____ _____	\$ 20,377.	11/25/19
_____	_____ _____ _____	\$ _____	_____
_____	_____ _____ _____	\$ _____	_____
_____	_____ _____ _____	\$ _____	_____
_____	_____ _____ _____	\$ _____	_____
_____	_____ _____ _____	\$ _____	_____
_____	_____ _____ _____	\$ _____	_____

Name of organization INMAAT FOUNDATION C/O: KOZUSKO HARRIS DUNCAN LLP	Employer identification number 45-3814655
---	---

Part III Exclusively religious, charitable, etc., contributions to organizations described in section 501(c)(7), (8), or (10) that total more than \$1,000 for the year from any one contributor. Complete columns (a) through (e) and the following line entry. For organizations completing Part III, enter the total of exclusively religious, charitable, etc., contributions of \$1,000 or less for the year. (Enter this info once) ▶ \$ _____
 Use duplicate copies of Part III if additional space is needed.

(a) No. from Part I	(b) Purpose of gift	(c) Use of gift	(d) Description of how gift is held
(e) Transfer of gift			
Transferee's name, address, and ZIP + 4		Relationship of transferor to transferee	
(a) No. from Part I	(b) Purpose of gift	(c) Use of gift	(d) Description of how gift is held
(e) Transfer of gift			
Transferee's name, address, and ZIP + 4		Relationship of transferor to transferee	
(a) No. from Part I	(b) Purpose of gift	(c) Use of gift	(d) Description of how gift is held
(e) Transfer of gift			
Transferee's name, address, and ZIP + 4		Relationship of transferor to transferee	
(a) No. from Part I	(b) Purpose of gift	(c) Use of gift	(d) Description of how gift is held
(e) Transfer of gift			
Transferee's name, address, and ZIP + 4		Relationship of transferor to transferee	

FORM 990-PF INTEREST ON SAVINGS AND TEMPORARY CASH INVESTMENTS STATEMENT 1

SOURCE	(A) REVENUE PER BOOKS	(B) NET INVESTMENT INCOME	(C) ADJUSTED NET INCOME
MONEY MARKETS	5,689.	5,689.	
TOTAL TO PART I, LINE 3	5,689.	5,689.	

FORM 990-PF DIVIDENDS AND INTEREST FROM SECURITIES STATEMENT 2

SOURCE	GROSS AMOUNT	CAPITAL GAINS DIVIDENDS	(A) REVENUE PER BOOKS	(B) NET INVEST- MENT INCOME	(C) ADJUSTED NET INCOME
GCM GROSVENOR GSOCS II FEEDER HOLDINGS, LP	13,260.	0.	13,260.	13,260.	
ICONIQ	332,653.	0.	332,653.	332,653.	
ICONIQ STRATEGIC PARTNERS III-B, LP	1.	0.	1.	1.	
ICONIQ STRATEGIC PARTNERS, LP	147.	0.	147.	62.	
ICQ ACCESS LXV LP	3,373.	0.	3,373.	3,373.	
ICQ CPE 2018 B, LP	4,198.	0.	4,198.	4,198.	
ICQ CPE 2019 B, LP	249.	0.	249.	249.	
ICQ CPE I-B, LP	2,910.	0.	2,910.	2,878.	
ICQ INVESTMENTS, LP (SERIES V)	5.	0.	5.	5.	
IREP OPPORTUNITIES FUND I A, LP	2.	0.	2.	2.	
ISP IV CO-INVEST, L.P. (SERIES TS)	1.	0.	1.	1.	
PRIME FINANCE PARTNERS III, LP	262.	0.	262.	262.	
RETHINK IMPACT LP	47.	0.	47.	47.	
THE VARDE FUND XI (B) FEEDER LP	11,241.	0.	11,241.	11,240.	
UBS	643,190.	0.	643,190.	643,190.	
TO PART I, LINE 4	1,011,539.	0.	1,011,539.	1,011,421.	

FORM 990-PF	OTHER INCOME		STATEMENT 3
DESCRIPTION	(A) REVENUE PER BOOKS	(B) NET INVEST- MENT INCOME	(C) ADJUSTED NET INCOME
OTHER PARTNERSHIP INCOME	5,592.	10,671.	
OTHER INCOME (LOSS)	-274,387.	-274,387.	
TOTAL TO FORM 990-PF, PART I, LINE 11	-268,795.	-263,716.	

FORM 990-PF	LEGAL FEES		STATEMENT 4
DESCRIPTION	(A) EXPENSES PER BOOKS	(B) NET INVEST- MENT INCOME	(C) ADJUSTED NET INCOME
FULTON VITTORIA LLP	92,868.	0.	92,868.
KOZUSKO HARRIS DUNCAN LLP	6,210.	0.	6,210.
TO FM 990-PF, PG 1, LN 16A	99,078.	0.	99,078.

FORM 990-PF	ACCOUNTING FEES		STATEMENT 5
DESCRIPTION	(A) EXPENSES PER BOOKS	(B) NET INVEST- MENT INCOME	(C) ADJUSTED NET INCOME
PKF O'CONNOR DAVIES, LLP	15,000.	0.	14,750.
PRESTI & NAEGELE	28,250.	0.	28,250.
TO FORM 990-PF, PG 1, LN 16B	43,250.	0.	43,000.

FORM 990-PF	OTHER PROFESSIONAL FEES		STATEMENT 6
DESCRIPTION	(A) EXPENSES PER BOOKS	(B) NET INVEST- MENT INCOME	(C) ADJUSTED NET INCOME
INVESTMENT MANAGEMENT AND CUSTODIAL FEES	297,146.	297,146.	0.
TO FORM 990-PF, PG 1, LN 16C	297,146.	297,146.	0.

FORM 990-PF	TAXES			STATEMENT 7
DESCRIPTION	(A) EXPENSES PER BOOKS	(B) NET INVEST- MENT INCOME	(C) ADJUSTED NET INCOME	(D) CHARITABLE PURPOSES
FOREIGN TAXES	17,603.	17,595.		0.
TO FORM 990-PF, PG 1, LN 18	17,603.	17,595.		0.

FORM 990-PF	OTHER EXPENSES			STATEMENT 8
DESCRIPTION	(A) EXPENSES PER BOOKS	(B) NET INVEST- MENT INCOME	(C) ADJUSTED NET INCOME	(D) CHARITABLE PURPOSES
INSURANCE	750.	0.		750.
FILING FEES	1,000.	0.		1,000.
OTHER INVESTMENT FEES	8,182.	8,182.		0.
OTHER PARTNERSHIP EXPENSES	54,285.	49,283.		0.
MISCELLANEOUS EXPENSES	196.	0.		196.
BANK FEES	33.	33.		0.
TO FORM 990-PF, PG 1, LN 23	64,446.	57,498.		1,946.

FORM 990-PF	U.S. AND STATE/CITY GOVERNMENT OBLIGATIONS		STATEMENT 9	
DESCRIPTION	U.S. GOV'T	OTHER GOV'T	BOOK VALUE	FAIR MARKET VALUE
ATTACHMENT A		X	8,874,365.	8,874,365.
TOTAL U.S. GOVERNMENT OBLIGATIONS				
TOTAL STATE AND MUNICIPAL GOVERNMENT OBLIGATIONS			8,874,365.	8,874,365.
TOTAL TO FORM 990-PF, PART II, LINE 10A			8,874,365.	8,874,365.

FORM 990-PF	CORPORATE STOCK	STATEMENT 10
-------------	-----------------	--------------

DESCRIPTION	BOOK VALUE	FAIR MARKET VALUE
ATTACHMENT A	18,352,819.	18,352,819.
TOTAL TO FORM 990-PF, PART II, LINE 10B	18,352,819.	18,352,819.

FORM 990-PF	CORPORATE BONDS	STATEMENT 11
-------------	-----------------	--------------

DESCRIPTION	BOOK VALUE	FAIR MARKET VALUE
ATTACHMENT A	2,974,177.	2,974,177.
TOTAL TO FORM 990-PF, PART II, LINE 10C	2,974,177.	2,974,177.

FORM 990-PF	OTHER INVESTMENTS	STATEMENT 12	
DESCRIPTION	VALUATION METHOD	BOOK VALUE	FAIR MARKET VALUE
ATTACHMENT A-ASSET BACKED SECURITIES	FMV	403,101.	403,101.
ATTACHMENT A-EXCHANGE-TRADED PRODUCTS	FMV	587,614.	587,614.
ATTACHMENT A-MUTUAL FUNDS	FMV	446,834.	446,834.
ATTACHMENT A-REAL ESTATE INVESTMENT TRUST	FMV	127,441.	127,441.
ATTACHMENT A-STRUCTURED PRODUCTS	FMV	2,631,125.	2,631,125.
CERBERUS ICQ OFFSHORE LOAN OPPORTUNITIES FUND, L.P.	FMV	470,441.	470,441.
SPF SECURITIZED PRODUCTS FUND LTD	FMV	1,707,014.	1,707,014.
DRAWBRIDGE SPECIAL OPPORTUNITIES OFFSHORE FUND LTD	FMV	86,983.	86,983.
GCM GROSVENOR GSOCs II FEEDER HOLDINGS, LP	FMV	162,968.	162,968.
ICONIQ STRATEGIC PARTNERS II-B, LP	FMV	887,984.	887,984.
ICONIQ STRATEGIC PARTNERS III-B, LP	FMV	299,538.	299,538.
ICONIQ STRATEGIC PARTNERS IV-B, LP	FMV	49,634.	49,634.
ICONIQ STRATEGIC PARTNERS, LP	FMV	460,108.	460,108.
ICQ ACCESS LXV, LP	FMV	85,080.	85,080.
ICQ CPE 2018 B, LP	FMV	152,291.	152,291.
ICQ CPE 2019 B, LP	FMV	123,415.	123,415.
ICQ CPE I-B, LP	FMV	257,839.	257,839.
ICQ INVESTMENTS, LP (SERIES IV)	FMV	7,003.	7,003.
IREP OPPORTUNITIES FUND I A, LP	FMV	76,784.	76,784.
ISP IV CO-INVEST, L.P. (SERIES TS)	FMV	60,128.	60,128.
LUXOR CAPITAL PARTNERS OFFSHORE LIQUIDATING SPV, LTD.	FMV	21,698.	21,698.
MSD MORTGAGE PARTNERS LTD	FMV	131,187.	131,187.
STRATEGIC PARTNERS OFFSHORE VIII (ICAPITAL) L.P.	FMV	311,567.	311,567.
PRIME FINANCE PARTNERS III, LP	FMV	5,593.	5,593.
RETHINK IMPACT LP	FMV	378,599.	378,599.
PB STRATEGIC PARTNERS OFFSHORE FEEDER VI	FMV	498,517.	498,517.
THE VARDE FUND XI (B) FEEDER LP	FMV	254,431.	254,431.
TOTAL TO FORM 990-PF, PART II, LINE 13		10,684,917.	10,684,917.

FORM 990-PF	OTHER ASSETS	STATEMENT 13	
DESCRIPTION	BEGINNING OF YR BOOK VALUE	END OF YEAR BOOK VALUE	FAIR MARKET VALUE
REDEMPTION RECEIVABLE	87,497.	0.	0.
TO FORM 990-PF, PART II, LINE 15	87,497.	0.	0.

The InMaat Foundation
 EIN#: 45-3814655
 Schedule of Portfolio Holdings
 December 31, 2019

	US and State Government Obligations	Common Stock	Corporate Bonds	Asset-Backed Securities	Exchange traded products	Mutual Funds	Real Estate Investment Trust	Structured Products
ATTACHMENT A-1	\$ -	\$ -	\$ -	\$ -	\$ -	\$ -	\$ -	\$ 2,631,125
ATTACHMENT A-2		3,295,735						
ATTACHMENT A-3		2,094,371						
ATTACHMENT A-4		2,851,191						
ATTACHMENT A-5		2,241,000						
ATTACHMENT A-6		2,443,528						
ATTACHMENT A-7	6,575,691		723,935					
ATTACHMENT A-8	2,298,674		2,250,242	403,101	587,614	446,834	127,441	
ATTACHMENT A-9								
ATTACHMENT A-10		5,598,533						
ATTACHMENT A-11		(242,927)						
ATTACHMENT A-12		71,388						
	\$ 8,874,365	\$ 18,352,819	\$ 2,974,177	\$ 403,101	\$ 587,614	\$ 446,834	\$ 127,441	\$ 2,631,125



Business Services Account
December 2019

EIN#: 45-3814655

Account name: INMAAT FOUNDATION

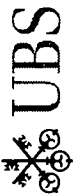
Equities

Structured products

There may be little or no secondary market for structured products. Prices are estimated values obtained from third parties or issuers and do not reflect adjustments taken by such third parties or issuers for financial reporting purposes arising from changes in the market value of such transactions. The value at which you

would be able to purchase, sell, enter into, assign or terminate any instrument will be impacted by other factors, such as hedging and transaction costs, credit considerations, bid-ask spreads and market liquidity

Holding	Trade date	Quantity	Purchase price/ Average price per share (\$)	Cost basis (\$)	Price per share on Dec 31 (\$)	Value on Dec 31 (\$)	Unrealized gain or loss (\$)	Holding period
ROYAL BANK OF CANADA CT-GEARS SX5E 06/30/2020 Exchange OTC	Jun 28, 17	55,000,000	10,000	550,000,000	11,430	628,650,000	78,650,000	LT
GS FINANCE CORP TAR-SS SX5E 06/30/2020 Exchange OTC	Jun 28, 17	55,000,000	10,000	550,000,000	11,780	647,900,000	97,900,000	LT



Business Services Account
December 2019

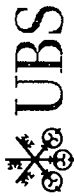
Account name

INMAAT FOUNDATION

EIN#: 45-3814655

Your assets • Equities • Structured products (continued)

Holding	Trade date	Quantity	Purchase price/ Average price per share (\$)	Cost basis (\$)	Price per share on Dec 31 (\$)	Value on Dec 31 (\$)	Unrealized gain or loss (\$)	Holding period
HSBC USA INC L/O TC-CYN RTY SPX SX5E 07/20/2020 Exchange OTC	Jan 12, 18	10,000 000	10 000	100,000 00	10 070	100,700 00	700 00	LT
CREDIT SUISSE AG L/O TC-CYN RTY SPX SX5E 07/30/2020 Exchange OTC	Jan 26, 18	25,000 000	10 000	250,000 00	10 030	250,750 00	750 00	LT
BARCLAYS BANK PLC L/O TC-CYN RTY SPX SX5E 01/11/2021 Exchange OTC	Jan 5, 18	25,000 000	10 000	250,000 00	10 110	252,750 00	2,750 00	LT
ROYAL BANK OF CANADA L/O TC-CYN RTY SPX SX5E 11/12/2021 Exchange OTC	May 7, 19	25,000 000	10 000	250,000 00	9 980	249,500 00	-500 00	ST
GS FINANCE CORP L/O TC-CYN RTY SPX SX5E 05/18/2023 Exchange OTC	Nov 15, 19	25,000 000	10 000	250,000 00	9 990	249,750 00	-250 00	ST
MORGAN STANLEY FINANCE L/O TC-CYN RTY SPX SX5E 06/08/2023 Exchange OTC	Dec 4, 19	25,000 000	10 000	250,000 00	10 045	251,125 00	1,125 00	ST
Total				\$2,450,000 00		\$2,631,125 00	\$181,125 00	



ACCESS
December 2019

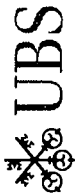
Account name: INMAAT FOUNDATION

EIN#: 45-3814655

Equities

Common stock

Holding	Trade date	Number of shares	Purchase price/Average price per share (\$)	Cost basis (\$)	Price per share on Dec 31 (\$)	Value on Dec 31 (\$)	Unrealized gain or loss (\$)	Holding period
APTARGROUP INC								
Symbol ATR Exchange NYSE								
EAI \$697 Current yield 1.25%	Aug 9, 12	111 000	49 708	5,517 59	115 620	12,833 82	7,316 23	LT
	Dec 19, 12	273 000	48 239	13,169 49	115 620	31,564 26	18,394 77	LT
	May 8, 15	100 000	63 388	6,338 80	115 620	11,562 00	5,223 20	LT
Security total		484 000	51 706	25,025 88		55,960 08	30,934 20	
ARTISAN PARTNERS ASSET MGMT INC								
Symbol APAM Exchange NYSE								
EAI \$4,552 Current yield 7.30%	Oct 1, 14	500 000	44 046	22,023 39	32 320	16,160 00	-5,863 39	LT
	Oct 28, 14	572 000	41 687	23,845 24	32 320	18,487 04	-5,358 20	LT
	Feb 6, 15	224 000	40 778	9,134 35	32 320	7,239 68	-1,894 67	LT
	May 8, 15	303 000	38 535	11,676 24	32 320	9,792 96	-1,883 28	LT



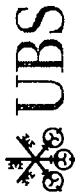
ACCESS
December 2019

Account name: INMAAT FOUNDATION

EIN#: 45-3814655

Your assets › Equities › Common stock (continued)

Holding	Trade date	Number of shares	Purchase price/Average price per share (\$)	Cost basis (\$)	Price per share on Dec. 31 (\$)	Value on Dec. 31 (\$)	Unrealized gain or loss (\$)	Holding period
Security total	Dec 23, 15	330 000	31 338	10,341 71	32 320	10,665 60	323 89	LT
ASPEN TECHNOLOGY INC DEL CHANGE IN STATE OF INC Symbol AZPN Exchange OTC	Dec 30, 14	208 000	35 690	7,423 54	120 930	25,153 44	17,729 90	LT
	Jan 9, 15	416 000	34 330	14,281 28	120 930	50,306 88	36,025 60	LT
	Jan 26, 15	477 000	32 516	15,510 47	120 930	57,683 61	42,173 14	LT
	May 8, 15	272 000	42 239	11,489 01	120 930	32,892 96	21,403 95	LT
Security total		1,373 000	35 473	48,704 30		166,036 89	117,332 59	
ATRION CORP DELA Symbol ATRI Exchange OTC EAI \$601 Current yield 0 82%	Mar 14, 19	3 000	793 473	2,380 42	751 500	2,254 50	-125 92	ST
	Mar 15, 19	2 000	808 510	1,617 02	751 500	1,503 00	-114 02	ST
	Mar 19, 19	3 000	814 246	2,442 74	751 500	2,254 50	-188 24	ST
	Apr 2, 19	3 000	877 376	2,632 13	751 500	2,254 50	-377 63	ST
	Apr 5, 19	3 000	889 823	2,669 47	751 500	2,254 50	-414 97	ST
	Jun 13, 19	29 000	870 515	25,244 95	751 500	21,793 50	-3,451 45	ST
	Jun 14, 19	54 000	877 929	47,408 20	751 500	40,581 00	-6,827 20	ST
Security total		97 000	870 051	84,394 93		72,895 50	-11,499 43	
AUTOHOME INC SPON ADR Symbol ATHM Exchange NYSE	Jul 6, 15	122 000	47 095	5,745 71	80 010	9,761 22	4,015 51	LT
	Aug 4, 15	422 000	39 435	16,641 57	80 010	33,764 22	17,122 65	LT
	Oct 1, 15	469 000	32 171	15,088 57	80 010	37,524 69	22,436 12	LT
	Dec 23, 15	318 000	36 336	11,554 88	80 010	25,443 18	13,888 30	LT
	Feb 3, 16	722 000	23 967	17,304 61	80 010	57,767 22	40,462 61	LT
	Dec 7, 16	662 000	27 921	18,484 36	80 010	52,966 62	34,482 26	LT
Security total		2,715 000	31 241	84,819 70		217,227 15	132,407 45	
CDW CORP Symbol CDW Exchange OTC EAI \$2,721 Current yield 1 06%	Jun 2, 14	306 000	29 366	8,986 12	142 840	43,709 04	34,722 92	LT
	Jun 24, 14	596 000	31 866	18,992 37	142 840	85,132 64	66,140 27	LT
	Oct 13, 14	491 000	28 545	14,015 69	142 840	70,134 44	56,118 75	LT
	May 8, 15	397 000	37 389	14,843 79	142 840	56,707 48	41,863 69	LT



ACCESS
December 2019

EIN#: 45-3814655

Account name: INMAAT FOUNDATION

Your assets • Equities • Common stock (continued)

Holding	Trade date	Number of shares	Purchase price/Average price per share (\$)	Cost basis (\$)	Price per share on Dec 31 (\$)	Value on Dec 31 (\$)	Unrealized gain or loss (\$)	Holding period
Security total		1,790,000	31,753	56,837.97		255,683.60	198,845.63	
CORE LABORATORIES N V EUR								
Symbol	CLB	Exchange	NYSE					
EAI	\$777	Current yield	5.84%					
EUR Exchange rate	0.89086							
Security total		353,000	98,339	34,713.54	37,670	13,297.51	-21,416.03	LT
DONALDSON CO INC								
Symbol	DCI	Exchange	NYSE					
EAI	\$1,011	Current yield	1.46%					
Security total		1,204,000	28,128	33,866.71	57,620	69,374.48	35,507.77	LT
DRIL-QUIP INC								
Symbol	DRQ	Exchange	NYSE					
Security total		276,000	80,283	22,158.38	46,910	12,947.16	-9,211.22	LT
Symbol	FDS	Exchange	NYSE					
EAI	\$1,181	Current yield	1.07%					
Security total		1,911,000	60,898	116,375.77	46,910	89,645.01	-26,730.76	LT
FACTSET RESH SYSTEMS INC								
Symbol	FHB	Exchange	OTC					
EAI	\$1,897	Current yield	3.60%					
Security total		410,000	136,095	55,798.82	268,300	110,003.00	54,204.18	LT
FIRST HAWAIIAN INC								
Symbol	FHB	Exchange	OTC					
EAI	\$1,897	Current yield	3.60%					
Security total		324,000	28,726	9,307.45	28,850	9,347.40	39.95	ST
Security total		109,000	28,723	3,130.86	28,850	3,144.65	13.79	ST



ACCESS
December 2019

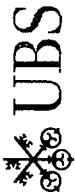
Account name.

INMAAT FOUNDATION

EIN#: 45-3814655

Your assets › Equities › Common stock (continued)

Holding	Trade date	Number of shares	Purchase price/Average price per share (\$)	Cost basis (\$)	Price per share on Dec. 31 (\$)	Value on Dec. 31 (\$)	Unrealized gain or loss (\$)	Holding period
	Dec 2, 19	453 000	28 433	12,880 42	28 850	13,069 05	188 63	ST
	Dec 3, 19	235 000	28 004	6,581 06	28 850	6,779 75	198 69	ST
	Dec 4, 19	248 000	28 379	7,038 02	28 850	7,154 80	116 78	ST
	Dec 5, 19	277 000	28 394	7,865 14	28 850	7,991 45	126 31	ST
	Dec 6, 19	178 000	28 700	5,108 64	28 850	5,135 30	26 66	ST
Security total		1,824 000	28 460	51,911 59		52,622 40	710 81	
GRACO INC								
Symbol	GGG Exchange NYSE							
EAI	\$1,929 Current yield 1 35%							
	Oct 15, 14	841 000	23 081	19,411 60	52 000	43,732 00	24,320 40	LT
	Apr 30, 15	762 000	23 883	18,199 18	52 000	39,624 00	21,424 82	LT
	May 8, 15	462 000	24 306	11,229 53	52 000	24,024 00	12,794 47	LT
	Oct 17, 18	314 000	40 312	12,658 06	52 000	16,328 00	3,669 94	LT
	Oct 18, 18	376 000	39 937	15,016 39	52 000	19,552 00	4,535 61	LT
Security total		2,755 000	27 773	76,514 76		143,260 00	66,745 24	
HENRY JACK & ASSOC INC								
Symbol	JKHY Exchange OTC							
EAI	\$894 Current yield 1 10%							
	Dec 19, 12	338 000	39 838	13,465 28	145 670	49,236 46	35,771 18	LT
	May 8, 15	221 000	66 279	14,647 66	145 670	32,193 07	17,545 41	LT
Security total		559 000	50 291	28,112 94		81,429 53	53,316 59	
MANHATTAN ASSOC INC								
Symbol	MANH Exchange OTC							
	Jun 1, 17	9 000	46 951	422 56	79 750	717 75	295 19	LT
	Jun 5, 17	42 000	47 149	1,980 27	79 750	3,349 50	1,369 23	LT
	Jun 6, 17	66 000	46 938	3,097 93	79 750	5,263 50	2,165 57	LT
	Jun 6, 17	32 000	46 813	1,498 02	79 750	2,552 00	1,053 98	LT
	Jun 7, 17	197 000	45 996	9,061 29	79 750	15,710 75	6,649 46	LT
	Jun 8, 17	197 000	45 933	9,048 96	79 750	15,710 75	6,661 79	LT
	Jun 13, 17	205 000	46 981	9,631 15	79 750	16,348 75	6,717 60	LT
Security total		748 000	46 444	34,740 18		59,653 00	24,912 82	
MARKETAXESS HOLDINGS INC								
Symbol	MKTX Exchange OTC							
EAI	\$812 Current yield 0 54%							
	Aug 13, 14	137 000	56 351	10,537 67	379 110	70,893 57	60,355 90	LT
	May 8, 15	211 000	85 500	18,040 56	379 110	79,992 21	61,951 65	LT
Security total		398 000	71 805	28,578 23		150,885 78	122,307 55	



ACCESS
December 2019

EIN#: 45-3814655

Account name: INMAAT FOUNDATION

Your assets > Equities > Common stock (continued)

Holding	Trade date	Number of shares	Purchase price/Average price per share (\$)	Cost basis (\$)	Price per share on Dec 31 (\$)	Value on Dec 31 (\$)	Unrealized gain or loss (\$)	Holding period
MOELIS & CO CL A								
Symbol MC Exchange NYSE								
EAI \$5,180 Current yield 6.27%	Feb 23, 18	266 000	49 236	13,097 00	31 920	8,490 72	-4,606 28	LT
	Feb 26, 18	250 000	49 451	12,362 95	31 920	7,980 00	-4,382 95	LT
	Feb 27, 18	296 000	49 435	14,633 03	31 920	9,448 32	-5,184 71	LT
	Feb 28, 18	248 000	49 168	12,193 83	31 920	7,916 16	-4,277 67	LT
	Mar 1, 18	280 000	49 030	13,728 62	31 920	8,937 60	-4,791 02	LT
	Mar 2, 18	287 000	48 404	13,892 15	31 920	9,161 04	-4,731 11	LT
	Mar 5, 18	222 000	49 469	10,982 22	31 920	7,086 24	-3,895 98	LT
	Aug 26, 19	96 000	33 024	3,170 31	31 920	3,064 32	-105 99	ST
	Aug 27, 19	220 000	32 656	7,184 50	31 920	7,022 40	-162 10	ST
	Aug 28, 19	43 000	33 105	4,734 07	31 920	4,564 56	-169 51	ST
	Sep 3, 19	282 000	32 745	9,234 29	31 920	9,001 44	-232 85	ST
Security total		2,590 000	44 484	115,212 97		82,672 80	-32,540 17	
OLD DOMINION FREIGHT LINES INC								
Symbol ODFL Exchange OTC								
EAI \$658 Current yield 0.36%	Oct 11, 16	407 000	71 082	28,930 66	189 780	77,240 46	48,309 80	LT
	Oct 18, 16	561 000	70 016	39,279 09	189 780	106,466 58	67,187 49	LT
Security total		968 000	70 465	68,209 75		183,707 04	115,497 29	
POOL CORP								
Symbol POOL Exchange OTC								
EAI \$1,452 Current yield 1.04%	Dec 19, 12	174 000	41 339	7,193 08	212 380	36,954 12	29,761 04	LT
	May 8, 15	135 000	66 494	8,976 81	212 380	28,671 30	19,694 49	LT
	Oct 17, 17	351 000	111 113	39,000 80	212 380	74,545 38	35,544 58	LT
Security total		660 000	83 592	55,170 69		140,170 80	85,000 11	
PRICESMART INC								
Symbol PSMT Exchange OTC								
EAI \$823 Current yield 0.99%	May 18, 15	655 000	82 646	54,959 93	71 020	47,228 30	-7,731 63	LT
	Oct 17, 18	235 000	75 888	22,387 02	71 020	20,950 90	-1,436 12	LT
	Oct 18, 18	216 000	76 422	16,507 35	71 020	15,340 32	-1,167 03	LT
Security total		1,176 000	79 808	93,854 30		83,519 52	-10,334 78	



ACCESS
December 2019

Account name:

INMAAT FOUNDATION

EIN#: 45-3814655

Your assets • Equities • Common stock (continued)

Holding	Trade date	Number of shares	Purchase price/Average price per share (\$)	Cost basis (\$)	Price per share on Dec 31 (\$)	Value on Dec 31 (\$)	Unrealized gain or loss (\$)	Holding period
PRIMERICA INC								
Symbol PRI Exchange NYSE								
EAI \$1,973 Current yield 1.04%	Apr 9, 14	237 000	45 732	10,838 49	130 560	30,942 72	20,104 23	LT
	Jun 11, 14	426 000	46 781	19,928 79	130 560	55,618 56	35,689 77	LT
	Sep 30, 14	229 000	48 489	11,104 00	130 560	29,898 24	18,794 24	LT
	Apr 10, 15	323 000	47 948	15,487 37	130 560	42,170 88	26,683 51	LT
	May 8, 15	236 000	46 530	10,981 17	130 560	30,812 16	19,830 99	LT
Security total		1,451 000	47 098	68,339 82		189,442 56	121,102 74	
RBC BEARINGS INC								
Symbol ROLL Exchange OTC	Jul 19, 12	133 000	49 210	6,544 93	158 340	21,059 22	14,514 29	LT
	Aug 9, 12	137 000	46 189	6,328 02	158 340	21,692 58	15,364 56	LT
	Dec 19, 12	247 000	49 355	12,190 92	158 340	39,109 98	26,919 06	LT
	May 8, 15	128 000	72 624	9,295 94	158 340	20,267 52	10,971 58	LT
Security total		645 000	53 271	34,359 81		102,129 30	67,769 49	
RIGHTMOVE PLC ADR								
Symbol RTMVY Exchange OTC	Dec 8, 17	8,029 250	11 472	92,111 72	16 780	134,730 82	42,619 10	LT
EAI \$1,704 Current yield 0.91%	Jan 3, 18	985 000	12 371	12,186 36	16 780	16,528 30	4,341 94	LT
	Mar 28, 18	297 500	12 409	3,691 71	16 780	4,992 05	1,300 34	LT
	Mar 29, 18	723 750	12 372	8,954 70	16 780	12,144 53	3,189 83	LT
	Apr 3, 18	473 750	12 394	5,872 07	16 780	7,949 53	2,077 46	LT
	Apr 4, 18	698 750	12 373	8,646 16	16 780	11,725 03	3,078 87	LT
Security total		11,208 000	11 729	131,462 72		188,070 24	56,607 54	
RLI CORP								
Symbol RLI Exchange NYSE	Dec 19, 12	22 000	32 254	709 59	90 020	1,980 44	1,270 85	LT
EAI \$510 Current yield 1.02%	Oct 2, 14	225 000	43 253	9,732 04	90 020	20,254 50	10,522 46	LT
	May 8, 15	307 000	49 475	15,188 89	90 020	27,636 14	12,447 25	LT
Security total		554 000	46 264	25,630 52		49,871 08	24,240 56	
SIMPSON MANUFACTURING CO INC								
DELA	Sep 24, 19	171 000	68 130	11,650 26	80 230	13,719 33	2,069 07	ST



ACCESS
December 2019

EIN#: 45-3814655

Account name: INMAAT FOUNDATION

Your assets • Equities • Common stock (continued)

Holding	Trade date	Number of shares	Purchase price/Average price per share (\$)	Cost basis (\$)	Price per share on Dec 31 (\$)	Value on Dec 31 (\$)	Unrealized gain or loss (\$)	Holding period
	Sep 27, 19	150 000	67 905	10,185 86	80 230	12,034 50	1,848 64	ST
	Sep 30, 19	99 000	69 611	6,891 57	80 230	7,942 77	1,051 20	ST
	Oct 1, 19	125 000	68 391	8,548 90	80 230	10,028 75	1,479 85	ST
	Oct 2, 19	75 000	67 727	5,079 56	80 230	6,017 25	937 69	ST
	Oct 3, 19	159 000	67 991	10,810 65	80 230	12,756 57	1,945 92	ST
	Oct 7, 19	110 000	69 352	7,628 74	80 230	8,825 30	1,196 56	ST
	Oct 17, 19	130 000	72 233	9,390 34	80 230	10,429 90	1,039 56	ST
	Oct 18, 19	67 000	72 246	4,840 53	80 230	5,375 41	534 88	ST
	Oct 21, 19	43 000	73 224	3,148 64	80 230	3,449 89	301 25	ST
	Oct 23, 19	384 000	73 656	28,284 17	80 230	30,808 32	2,524 15	ST
Security total		1,513 000	70 363	106,459 22		121,387 99	14,928 77	
TELEDYNE TECHNOLOGIES INC								
Symbol	TDY	Exchange	NYSE					
	Apr 9, 15	25 000	108 381	2,709 54	346 540	8,663 50	5,953 96	LT
	Apr 27, 15	137 000	108 336	14,842 07	346 540	47,475 98	32,633 91	LT
	May 8, 15	256 000	102 559	26,255 33	346 540	88,714 24	62,458 91	LT
	Jun 10, 15	151 000	105 342	15,906 78	346 540	52,327 54	36,420 76	LT
	Oct 6, 15	199 000	86 756	17,264 62	346 540	68,961 46	51,696 84	LT
Security total		768 000	100 232	76,978 34		266,142 72	189,164 38	
TORO CO								
Symbol	TTC	Exchange	NYSE					
EAI	\$1,838	Current yield	1.26%					
	Dec 19, 12	33 000	21 724	716 92	79 670	2,629 11	1,912 19	LT
	Oct 1, 14	344 000	29 563	10,169 93	79 670	27,406 48	17,236 55	LT
	May 8, 15	390 000	34 167	13,325 33	79 670	31,071 30	17,745 97	LT
	Mar 23, 18	258 000	60 216	15,535 74	79 670	20,554 86	5,019 12	LT
	Mar 26, 18	180 000	60 411	10,874 15	79 670	14,340 60	3,466 45	LT
	Aug 13, 19	129 000	72 413	9,341 30	79 670	10,277 43	936 13	ST
	Aug 14, 19	136 000	71 167	9,678 82	79 670	10,835 12	1,156 30	ST
	Aug 15, 19	208 000	70 828	14,732 43	79 670	16,571 36	1,838 93	ST
	Aug 20, 19	160 000	71 668	11,466 91	79 670	12,747 20	1,280 29	ST
Security total		1,838 000	52 144	95,841 53		146,433 46	50,591 93	
WABCO HOLDINGS INC								
Symbol	WBC	Exchange	NYSE					
	Aug 26, 16	462 000	106 790	49,336 98	135 500	62,601 00	13,264 02	LT



ACCESS
December 2019

Account name:

INMAAT FOUNDATION

EIN#: 45-3814655

Your assets › Equities › Common stock (continued)

Holding	Trade date	Number of shares	Purchase price/Average price per share (\$)	Cost basis (\$)	Price per share on Dec. 31 (\$)	Value on Dec. 31 (\$)	Unrealized gain or loss (\$)	Holding period
	Dec 6, 16	132 000	108 430	14,312 76	135 500	17,886 00	3,573 24	LT
	Dec 22, 16	182 000	109 137	19,862 99	135 500	24,661 00	4,798 01	LT
	Apr 23, 18	124 000	133 819	16,593 58	135 500	16,802 00	208 42	LT
	Apr 24, 18	147 000	131 551	19,338 13	135 500	19,918 50	580 37	LT
Security total		1,047 000	114 083	119,444 44		141,868 50	22,424 06	
Total				\$1,828,380 36		\$3,295,735 22	\$1,467,354 88	



ACCESS
December 2019

Account name

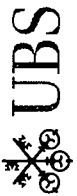
INMAAT FOUNDATION

EIN#: 45-3814655

Equities

Common stock

Holding	Trade date	Number of shares	Purchase price/Average price per share (\$)	Cost basis (\$)	Price per share on Dec 31 (\$)	Value on Dec 31 (\$)	Unrealized gain or loss (\$)	Holding period
ACCENTURE PLC IRELAND CL A								
Symbol ACN Exchange NYSE								
EAI \$1,200 Current yield 1.52%								
	Jun 20, 14	281 000	83 307	23,409 38	210 570	59,170 17	35,760 79	LT
	Apr 2, 15	21 000	93 640	1,966 44	210 570	4,421 97	2,455 53	LT
	May 17, 17	5 000	121 308	606 54	210 570	1,052 85	446 31	LT
	Jul 18, 17	52 000	127 315	7,893 53	210 570	13,055 34	5,161 81	LT
	Mar 28, 19	6 000	175 290	1,051 74	210 570	1,263 42	211 68	ST
Security total		375 000	93 140	34,927 63		78,963 75	44,036 12	
AMER ELECTRIC POWER CO								
Symbol AEP Exchange NYSE								
EAI \$921 Current yield 2.96%								
	Sep 9, 19	154 000	91 137	14,035 21	94 510	14,554 54	519 33	ST
	Sep 10, 19	175 000	90 746	15,880 71	94 510	16,539 25	658 54	ST
Security total		329 000	90 930	29,915 92		31,093 79	1,177 87	



ACCESS
December 2019

Account name

INMAAT FOUNDATION

EIN#: 45-3814655

Your assets › Equities › Common stock (continued)

Holding	Trade date	Number of shares	Purchase price/Average price per share (\$)	Cost basis (\$)	Price per share on Dec. 31 (\$)	Value on Dec. 31 (\$)	Unrealized gain or loss (\$)	Holding period
BLACKROCK INC								
Symbol BLK Exchange NYSE								
EAI \$1.122 Current yield 2.63%	Dec 16, 16	26 000	393.138	10,221.59	502.700	13,070.20	2,848.61	LT
	Jul 18, 17	59 000	425.280	25,091.56	502.700	29,659.30	4,567.74	LT
Security total		85 000	415.449	35,313.15		42,729.50	7,416.35	
CHEVRON CORP								
Symbol CVX Exchange NYSE								
EAI \$1.723 Current yield 3.95%	Jan 13, 17	98 000	116.497	11,416.79	120.510	11,809.98	393.19	LT
	May 17, 17	3 000	105.406	316.22	120.510	361.53	45.31	LT
	Jul 18, 17	49 000	103.743	5,083.42	120.510	5,904.99	821.57	LT
	Sep 12, 17	71 000	112.203	7,966.46	120.510	8,556.21	589.75	LT
	Oct 8, 18	33 000	124.894	16,610.93	120.510	16,027.83	-583.10	LT
	Mar 28, 19	8 000	123.030	984.24	120.510	964.08	-20.16	ST
Security total		362 000	117.066	42,378.06		43,624.62	1,246.56	
CHUBB LTD CHF								
Symbol CB Exchange NYSE								
EAI \$945 Current yield 1.93%	Apr 8, 16	306 000	118.953	36,399.80	155.660	47,631.96	11,232.16	LT
CHF Exchange rate 0.96835	May 17, 17	6 000	137.825	826.95	155.660	933.96	107.01	LT
	Mar 28, 19	3 000	138.990	416.97	155.660	466.98	50.01	ST
Security total		315 000	119.504	37,643.72		49,032.90	11,389.18	
COCA COLA CO COM								
Symbol KO Exchange NYSE								
EAI \$2.518 Current yield 2.89%	Dec 17, 15	470 000	43.727	20,552.11	55.350	26,014.50	5,462.39	LT
	Sep 15, 16	208 000	42.336	8,805.93	55.350	11,512.80	2,706.87	LT
	Jul 23, 18	440 000	44.934	19,770.96	55.350	24,354.00	4,583.04	LT
	Nov 5, 18	434 000	48.644	21,111.54	55.350	24,021.90	2,910.36	LT
	Mar 28, 19	22 000	46.625	1,025.75	55.350	1,217.70	191.95	ST
Security total		1,574 000	45.277	71,266.29		87,120.90	15,854.61	
COMCAST CORP NEW CL A								
Symbol CMCSA Exchange OTC								
EAI \$1.691 Current yield 1.87%	Mar 5, 18	1,332 000	36.940	51,052.19	44.970	62,148.54	11,096.35	LT
	Nov 5, 18	623 000	38.084	23,726.39	44.970	28,016.31	4,289.92	LT



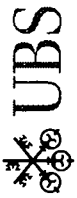
ACCESS
December 2019

EIN#: 45-3814655

Account name: INMAAT FOUNDATION

Your assets > Equities > Common stock (continued)

Holding	Trade date	Number of shares	Purchase price/Average price per share (\$)	Cost basis (\$)	Price per share on Dec 31 (\$)	Value on Dec 31 (\$)	Unrealized gain or loss (\$)	Holding period
Security total	Mar 28, 19	8 000	40 440	323 52	44 970	359 76	36 24	ST
CRANE CO		2,313 000	37 309	75,102 10		90,524 61	15,422 51	
Symbol CR Exchange NYSE								
EAI \$622 Current yield 1 80%	Dec 10, 15	207 000	48 321	10,002 63	86 380	17,880 66	7,878 03	LT
Security total	Dec 18, 17	192 000	88 585	17,008 36	86 380	16,584 96	-423 40	LT
		399 000	67 697	27,010 99		34,465 62	7,454 63	
DIAGEO PLC NEW GB SPON ADR								
Symbol DEO Exchange NYSE								
EAI \$1,356 Current yield 2 04%	Dec 10, 15	248 000	111 142	27,563 35	168 420	41,768 16	14,204 81	LT
Security total	May 17, 17	2 000	121 635	243 27	168 420	336 84	93 57	LT
	Sep 12, 17	61 000	137 048	8,359 96	168 420	10,273 62	1,913 66	LT
	Mar 28, 19	4 000	163 860	655 44	168 420	673 68	18 24	ST
	Oct 7, 19	43 000	164 147	7,058 36	168 420	7,242 06	183 70	ST
	Oct 8, 19	37 000	162 877	6,026 47	168 420	6,231 54	205 07	ST
Security total		395 000	126 346	49,906 85		66,525 90	16,619 05	
HOME DEPOT INC								
Symbol HD Exchange NYSE								
EAI \$2,220 Current yield 2 49%	Dec 10, 15	173 000	132 713	22,959 38	218 380	37,779 74	14,820 36	LT
Security total	Sep 15, 16	63 000	127 198	8,013 51	218 380	13,757 94	5,744 43	LT
	Jul 18, 17	165 000	152 505	25,163 47	218 380	36,032 70	10,869 23	LT
	Mar 28, 19	7 000	190 330	1,332 31	218 380	1,528 66	196 35	ST
Security total		408 000	140 855	57,468 67		89,099 04	31,630 37	
INTEL CORP								
Symbol INTC Exchange OTC								
EAI \$2,461 Current yield 2 11%	Dec 10, 15	358 000	34 857	12,478 90	59 850	21,426 30	8,947 40	LT
Security total	May 17, 17	13 000	35 385	460 01	59 850	778 05	318 04	LT
	Jul 18, 17	1,034 000	34 480	34,618 12	59 850	60,089 40	25,471 28	LT
	Sep 12, 17	135 000	36 147	6,687 25	59 850	11,072 25	4,385 00	LT
	Oct 8, 18	378 000	47 024	17,775 11	59 850	22,623 30	4,848 19	LT
	Mar 28, 19	15 000	53 155	797 33	59 850	897 75	100 42	ST
Security total		1,953 000	37 285	72,816 72		116,887 05	44,070 33	



ACCESS
December 2019

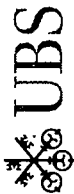
Account name:

INMAAT FOUNDATION

EIN#: 45-3814655

Your assets • Equities • Common stock (continued)

Holding	Trade date	Number of shares	Purchase price/Average price per share (\$)	Cost basis (\$)	Price per share on Dec. 31 (\$)	Value on Dec. 31 (\$)	Unrealized gain or loss (\$)	Holding period
JOHNSON & JOHNSON COM								
Symbol JNJ Exchange NYSE								
EAI \$2,618 Current yield 2.60%	Jun 16, 17	215 000	134 060	28,823 03	145 870	31,362 05	2,539 02	LT
	Jul 18, 17	230 000	134 394	30,910 71	145 870	33,550 10	2,639 39	LT
	Jul 23, 18	165 000	126 514	20,874 91	145 870	24,068 55	3,193 64	LT
	Mar 28, 19	9 000	138 970	1,250 73	145 870	1,312 83	62 10	ST
	Dec 9, 19	28 000	140 478	3,933 41	145 870	4,084 36	150 95	ST
	Dec 10, 19	42 000	140 249	5,890 49	145 870	6,126 54	236 05	ST
Security total		689 000	133 067	91,683 28		100,504 43	8,821 15	
JPMORGAN CHASE & CO								
Symbol JPM Exchange NYSE								
EAI \$2,282 Current yield 2.58%	Jan 8, 18	496 000	108 460	53,796 41	139 400	69,142 40	15,345 99	LT
	Oct 8, 18	138 000	115 348	15,918 11	139 400	19,237 20	3,319 09	LT
Security total		634 000	109 960	69,714 52		88,379 60	18,665 08	
LINDE PLC EUR								
Symbol LIN Exchange NYSE								
EAI \$1,089 Current yield 1.64%	Sep 15, 16	116 000	163 455	18,960 78	212 900	24,696 40	5,735 62	LT
EUR Exchange rate 0.89086	Jul 18, 17	80 000	163 455	13,076 40	212 900	17,032 00	3,955 60	LT
	Mar 28, 19	4 000	173 730	694 92	212 900	851 60	156 68	ST
	Oct 7, 19	39 000	188 960	7,369 45	212 900	8,303 10	933 65	ST
	Oct 8, 19	72 000	185 672	13,368 41	212 900	15,328 80	1,960 39	ST
Security total		311 000	171 929	53,469 96		66,211 90	12,741 94	
LOCKHEED MARTIN CORP								
Symbol LIMIT Exchange NYSE								
EAI \$1,834 Current yield 2.47%	Jan 15, 16	52 000	215 489	11,205 44	389 380	20,247 76	9,042 32	LT
	Nov 5, 18	80 000	303 276	24,262 09	389 380	31,150 40	6,888 31	LT
	Mar 28, 19	2 000	295 920	591 84	389 380	778 76	186 92	ST
	Apr 8, 19	57 000	304 586	17,361 45	389 380	22,194 66	4,833 21	ST
Security total		191 000	279 690	53,420 82		74,371 58	20,950 76	
MARSH & MCLENNAN COS INC								
Symbol MMC Exchange NYSE								
EAI \$1,139 Current yield 1.63%	Dec 10, 15	571 000	55 900	31,918 90	111 410	63,615 11	31,696 21	LT



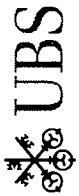
ACCESS
December 2019

EIN#: 45-3814655

Account name: INMAAT FOUNDATION

Your assets • Equities • Common stock (continued)

Holding	Trade date	Number of shares	Purchase price/Average price per share (\$)	Cost basis (\$)	Price per share on Dec 31 (\$)	Value on Dec 31 (\$)	Unrealized gain or loss (\$)	Holding period
	May 17, 17	5 000	73 716	368 58	111 410	557 05	188 47	LT
	Oct 8, 18	50 000	83 498	4,174 90	111 410	5,570 50	1,395 60	LT
Security total		626 000	58 247	36,462 38		69,742 66	33,280 28	
MCDONALDS CORP								
Symbol MCD Exchange NYSE								
EAI \$1,770 Current yield 2 53%								
	Dec 10, 15	189 000	116 940	22,101 66	197 610	37,348 29	15,246 63	LT
	May 17, 17	5 000	147 078	882 47	197 610	1,185 66	303 19	LT
	Nov 6, 17	154 000	170 051	26,187 96	197 610	30,431 94	4,243 98	LT
	Mar 28, 19	5 000	189 318	946 59	197 610	988 05	41 46	ST
Security total		354 000	141 578	50,118 68		69,953 94	19,835 26	
MEDTRONIC PLC								
Symbol MDT Exchange NYSE								
EAI \$1,452 Current yield 1 90%								
	Dec 10, 15	140 000	76 945	10,772 34	113 450	15,883 00	5,110 66	LT
	May 17, 17	3 000	83 186	249 56	113 450	340 35	90 79	LT
	Jul 18, 17	238 000	85 988	24,764 57	113 450	32,673 60	7,909 03	LT
	Mar 28, 19	12 000	89 990	1,079 88	113 450	1,361 40	281 52	ST
	Apr 8, 19	229 000	88 561	20,280 63	113 450	25,980 05	5,699 42	ST
Security total		672 000	85 040	57,146 98		76,238 40	19,091 42	
MICROSOFT CORP								
Symbol MSFT Exchange OTC								
EAI \$2,419 Current yield 1 29%								
	Oct 21, 14	225 000	44 750	10,068 84	157 700	35,482 50	25,413 66	LT
	Dec 18, 14	34 000	46 540	1,582 36	157 700	5,361 80	3,779 44	LT
	Apr 2, 15	49 000	40 498	1,984 45	157 700	7,727 30	5,742 85	LT
	Dec 10, 15	340 000	55 136	18,746 48	157 700	53,618 00	34,871 52	LT
	May 17, 17	5 000	68 156	340 78	157 700	788 50	447 72	LT
	Jul 18, 17	525 000	72 957	38,302 64	157 700	82,792 50	44,489 86	LT
	Mar 28, 19	8 000	117 067	936 54	157 700	1,261 60	325 06	ST
Security total		1,186 000	60 676	71,962 09		187,032 20	115,070 11	
NEXTERA ENERGY INC COM								
Symbol NEE Exchange NYSE								
EAI \$1,160 Current yield 2 06%								
	Feb 5, 18	142 000	155 885	22,135 81	242 160	34,386 72	12,250 91	LT
	Mar 28, 19	3 000	191 840	575 52	242 160	726 48	150 96	ST



ACCESS
December 2019

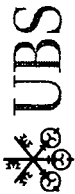
Account name

INMAAT FOUNDATION

EIN#: 45-3814655

Your assets › Equities › Common stock (continued)

Holding	Trade date	Number of shares	Purchase price/Average price per share (\$)	Cost basis (\$)	Price per share on Dec. 31 (\$)	Value on Dec. 31 (\$)	Unrealized gain or loss (\$)	Holding period
Security total	Jun 27, 19	87 000	204 430	17,785 48	242 160	21,067 92	3,282 44	ST
NOVARTIS AG SPON ADR		232 000	174 555	40,496 81		56,181 12	15,684 31	
Symbol NVS Exchange NYSE								
EAI \$1.619 Current yield 1.95%								
Security total	Dec 10, 15	392 000	74 665	29,268 72	94 690	37,118 48	7,849 76	LT
	Dec 16, 15	6 000	75 126	450 76	94 690	568 14	117 38	LT
	Feb 12, 16	112 000	63 655	7,129 39	94 690	10,605 28	3,475 89	LT
	May 17, 17	36 000	70 688	2,544 80	94 690	3,408 84	864 04	LT
	Mar 28, 19	22 000	83 973	1,847 42	94 690	2,083 18	235 76	ST
	Apr 10, 19	91 000	81 815	7,445 18	94 690	8,616 79	1,171 61	ST
	Sep 9, 19	109 000	89 452	9,750 27	94 690	10,321 21	570 94	ST
	Dec 9, 19	53 000	92 306	4,892 26	94 690	5,018 57	126 31	ST
	Dec 10, 19	58 000	92 642	5,373 27	94 690	5,492 02	118 75	ST
Security total		379 000	78 159	68,702 07		83,232 51	14,530 44	
PROCTER & GAMBLE CO								
Symbol PG Exchange NYSE								
EAI \$2.083 Current yield 2.39%								
Security total	Feb 4, 19	352 000	97 950	34,478 65	124 900	43,964 80	9,486 15	ST
	Apr 8, 19	199 000	104 935	20,882 18	124 900	24,855 10	3,972 92	ST
	Sep 9, 19	147 000	122 206	17,964 36	124 900	18,360 30	395 94	ST
Security total		698 000	105 050	73,325 19		87,180 20	13,855 01	
REPUBLIC SERVICES INC								
Symbol RSG Exchange NYSE								
EAI \$744 Current yield 1.81%								
Security total	Jun 11, 18	201 000	68 816	13,832 04	89 630	18,015 63	4,183 59	LT
	Jul 23, 18	257 000	68 362	17,569 19	89 630	23,034 91	5,465 72	LT
	Mar 28, 19	1 000	80 630	80 63	89 630	89 63	9 00	ST
Security total		459 000	68 588	31,481 86		41,140 17	9,658 31	
ROCKWELL AUTOMATION INC NEW								
Symbol ROK Exchange NYSE								
EAI \$849 Current yield 2.01%								
Security total	Dec 10, 15	204 000	103 923	21,200 40	202 670	41,344 68	20,144 28	LT
	Mar 28, 19	4 000	173 770	695 08	202 670	810 68	115 60	ST
Security total		208 000	105 267	21,895 48		42,155 36	20,259 88	



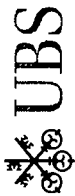
ACCESS
December 2019

EIN#: 45-3814655

Account name: INMAAT FOUNDATION

Your assets ▸ Equities ▸ Common stock (continued)

Holding	Trade date	Number of shares	Purchase price/Average price per share (\$)	Cost basis (\$)	Price per share on Dec 31 (\$)	Value on Dec 31 (\$)	Unrealized gain or loss (\$)	Holding period
SUNCOR ENERGY INC NEW CAD								
Symbol SU Exchange NYSE								
EAI \$1,831 Current yield 3.89%								
CAD Exchange rate 1.29675								
	Jan 30, 17	532 000	30.912	16,445.34	32.800	17,449.60	1,004.26	LT
	May 17, 17	12 000	31.618	379.42	32.800	393.60	14.18	LT
	Jul 18, 17	90 000	29.880	2,689.25	32.800	2,952.00	262.75	LT
	Sep 12, 17	209 000	33.366	6,973.58	32.800	6,855.20	-118.38	LT
	Dec 10, 18	562 000	31.129	17,495.00	32.800	18,433.60	938.60	LT
	Mar 28, 19	30 000	32.440	973.20	32.800	984.00	10.80	ST
Security total		1,435 000	31.328	44,955.79		47,068.00	2,112.21	
TEXAS INSTRUMENTS								
Symbol TXN Exchange OTC								
EAI \$1,735 Current yield 2.81%								
	Dec 10, 15	00 000	56.985	5,698.50	128.290	12,829.00	7,130.50	LT
	May 17, 17	17 000	80.017	1,360.29	128.290	2,180.93	820.64	LT
	Jul 18, 17	117 000	81.742	9,563.92	128.290	15,009.93	5,446.01	LT
	Jun 27, 19	153 000	116.113	17,765.40	128.290	19,628.37	1,862.97	ST
	Nov 4, 19	22 000	120.397	2,648.75	128.290	2,822.38	173.63	ST
	Nov 5, 19	13 000	120.139	1,561.81	128.290	1,667.77	105.96	ST
	Nov 6, 19	10 000	119.159	1,191.59	128.290	1,282.90	91.31	ST
	Nov 7, 19	18 000	120.132	2,162.39	128.290	2,309.22	146.83	ST
	Nov 8, 19	32 000	119.513	3,824.42	128.290	4,105.28	280.86	ST
Security total		482 000	94.973	45,777.07		61,835.78	16,058.71	
TRUIST FINL CORP								
Symbol TFC Exchange NYSE								
EAI \$1,775 Current yield 3.20%								
	Apr 9, 18	486 130	52.560	25,551.29	56.320	27,378.84	1,827.55	LT
	Oct 8, 18	297 850	51.734	15,408.99	56.320	16,774.91	1,365.92	LT
	Dec 10, 18	202 020	42.939	8,674.54	56.320	11,377.77	2,703.23	LT
Security total		986 000	50.340	49,634.82		55,531.52	5,896.70	
UNION PACIFIC CORP								
Symbol UNP Exchange NYSE								
EAI \$745 Current yield 2.15%								
	Jan 15, 16	36 000	73.860	6,351.97	180.790	15,547.94	9,195.97	LT
	May 17, 17	4 000	107.567	430.27	180.790	723.16	292.89	LT



ACCESS
December 2019

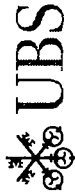
Account name.

INMAAT FOUNDATION

EIN#: 45-3814655

Your assets › Equities › Common stock (continued)

Holding	Trade date	Number of shares	Purchase price/Average price per share (\$)	Cost basis (\$)	Price per share on Dec 31 (\$)	Value on Dec 31 (\$)	Unrealized gain or loss (\$)	Holding period
	Jul 18, 17	100 000	109 316	10,931 62	180 790	18,079 00	7,147 38	LT
	Mar 28, 19	2 000	165 380	330 76	180 790	361 58	30 82	ST
Security total		192 000	93 982	18,044 62		34,711 68	16,667 06	
UNITD TECHNOLOGIES CORP								
Symbol UTX Exchange NYSE								
EAI \$1,103 Current yield 1 96%								
	Dec 10, 15	369 000	93 927	34,659 18	149 760	55,261 44	20,602 26	LT
	Mar 28, 19	6 000	127 350	764 10	149 760	898 56	134 46	ST
Security total		375 000	94 462	35,423 28		56,160 00	20,736 72	
VF CORP								
Symbol VFC Exchange NYSE								
EAI \$1,284 Current yield 1 93%								
	Dec 10, 15	244 000	59 081	14,415 82	99 660	24,317 04	9,901 22	LT
	Sep 15, 16	179 000	52 860	9,461 96	99 660	17,839 14	8,377 18	LT
	Mar 28, 19	6 000	81 876	491 26	99 660	597 96	106 70	ST
	May 24, 19	27 000	83 923	2,265 94	99 660	2,690 82	424 88	ST
	Sep 9, 19	45 000	89 151	4,011 81	99 660	4,484 70	472 89	ST
	Sep 10, 19	64 000	89 436	5,723 96	99 660	6,378 24	654 28	ST
	Nov 4, 19	19 000	84 368	1,603 00	99 660	1,893 54	290 54	ST
	Nov 5, 19	7 000	86 107	602 75	99 660	697 62	94 87	ST
	Nov 6, 19	9 000	86 007	774 07	99 660	896 94	122 87	ST
	Nov 7, 19	17 000	86 872	1,476 83	99 660	1,694 22	217 39	ST
	Nov 8, 19	52 000	86 750	4,511 03	99 660	5,182 32	671 29	ST
Security total		669 000	67 770	45,338 43		66,672 54	21,334 11	
Total				\$1,492,804.23		\$2,094,371.27	\$601,567.04	



ACCESS
December 2019

Account name:

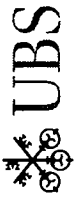
INMAAT FOUNDATION

EIN#: 45-3814655

Equities

Common stock

Holding	Trade date	Number of shares	Purchase price/Average price per share (\$)	Cost basis (\$)	Price per share on Dec 31 (\$)	Value on Dec 31 (\$)	Unrealized gain or loss (\$)	Holding period
ABBOTT LABS								
Symbol ABT Exchange NYSE	Oct 31, 19	486 000	83 458	40,560 98	86 860	42,213 96	1,652 98	ST
EAI \$1,392 Current yield 1 66%	Nov 1, 19	481 000	83 228	40,032 86	86 860	41,779 66	1,746 80	ST
Security total		967 000	83 344	80,593 84		83,993 62	3,399 78	
ACCENTURE PLC IRELAND CL A								
Symbol ACN Exchange NYSE	Sep 26, 16	672 000	113 895	76,537 77	210 570	141,503 04	64,965 27	LT
EAI \$2,150 Current yield 1 52%								
ADOBE INC (DELAWARE)								
Symbol ADBE Exchange OTC	Sep 26, 16	350 000	107 393	37,587 62	329 810	115,433 50	77,845 88	LT
	Jun 27, 17	192 000	142 825	27,422 50	329 810	63,323 52	35,901 02	LT
Security total		542 000	119 945	65,010 12		178,757 02	113,746 90	
ALIGN TECHNOLOGY INC								
Symbol ALGN Exchange OTC	Sep 26, 16	26 000	93 198	2,423 16	279 040	7,255 04	4,831 88	LT
	Dec 12, 16	188 000	98 524	18,522 61	279 040	52,459 52	33,936 91	LT



ACCESS
December 2019

Account name

INMAAT FOUNDATION

EIN#: 45-3814655

Your assets › Equities › Common stock (continued)

Holding	Trade date	Number of shares	Purchase price/Average price per share (\$)	Cost basis (\$)	Price per share on Dec 31 (\$)	Value on Dec 31 (\$)	Unrealized gain or loss (\$)	Holding period
Security total	Mar 4, 19	85 000	264 070	22,445 97	279 040	23,718 40	1,272 43	ST
ALPHABET INC CL A								
Symbol GOOGL Exchange OTC	Apr 13, 15	48 000	550 145	26,406 99	1,339 390	64,290 72	37,883 73	LT
ALPHABET INC CL C								
Symbol GOOG Exchange OTC	Sep 26, 16	129 000	773 788	99,818 75	1,337 020	172,475 58	72,656 83	LT
Security total	Jun 4, 19	23 000	1,051 440	24,183 13	1,337 020	30,751 46	6,568 33	ST
		152 000	815 802	124,001 88		203,227 04	79,225 16	
AUTOMATIC DATA PROCESSING INC								
Symbol ADP Exchange OTC	Sep 26, 16	372 000	88 350	32,866 20	170 500	63,426 00	30,559 80	LT
Security total	Dec 6, 16	176 000	95 384	16,787 64	170 500	30,008 00	13,220 36	LT
		548 000	90 609	49,653 84		93,434 00	43,780 16	
BOOKING HLDGS INC								
Symbol BKNG Exchange OTC	Sep 26, 16	27 000	1,449 498	39,136 47	2,053 730	55,450 71	16,314 24	LT
DOLLAR GEN CORP NEW								
Symbol DG Exchange NYSE	Mar 1, 16	50 000	75 615	3,780 77	155 980	7,799 00	4,018 23	LT
Security total	Oct 11, 16	392 000	68 547	28,386 27 ²	155 980	61,144 16	32,757 89	LT
	Feb 5, 18	232 000	100 063	28,217 79	155 980	43,986 36	15,768 57	LT
		724 000	83 404	60,384 83		112,929 52	52,544 69	
FACEBOOK INC CL A								
Symbol FB Exchange OTC	Mar 12, 15	299 000	78 474	23,463 85	205 250	61,369 75	37,905 90	LT
Security total	Nov 16, 18	549 000	139 131	76,383 03	205 250	112,682 25	36,299 22	LT
	Jun 4, 19	145 000	165 249	23,961 12	205 250	29,761 25	5,800 13	ST
		993 000	124 681	123,808 00		203,813 25	80,005 25	
GARTNER INC								
Symbol IT Exchange NYSE	Sep 26, 16	382 000	90 030	34,391 46	154 100	58,866 20	24,474 74	LT
Security total	Mar 15, 18	101 000	122 910	12,413 95	154 100	15,564 10	3,150 15	LT
	Mar 16, 18	93 000	124 158	11,546 78	154 100	14,331 30	2,784 52	LT
		576 000	101 306	58,352 19		88,761 60	30,409 41	



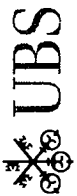
ACCESS
December 2019

Account name
INMAAT FOUNDATION

EIN#: 45-3814655

Your assets • Equities • Common stock (continued)

Holding	Trade date	Number of shares	Purchase price/Average price per share (\$)	Cost basis (\$)	Price per share on Dec 31 (\$)	Value on Dec 31 (\$)	Unrealized gain or loss (\$)	Holding period
MASTERCARD INC CL A								
Symbol MA Exchange NYSE								
EAI \$846 Current yield 0.54%	Sep 26, 16	305,000	101.417	30,932.43	298.590	91,069.95	60,137.52	LT
	Apr 15, 19	224,000	238.884	53,510.15	298.590	66,884.16	13,374.01	ST
Security total		529,000	159.627	84,442.58		157,954.11	73,511.53	
MICROSOFT CORP								
Symbol MSFT Exchange OTC								
EAI \$3,507 Current yield 1.29%	Jul 13, 17	280,000	71.819	20,109.54	157.700	44,156.00	24,046.46	LT
	Sep 5, 17	535,000	73.346	39,240.54	157.700	84,369.50	45,128.96	LT
	Jan 12, 18	557,000	89.163	49,663.90	157.700	87,838.90	38,175.00	LT
	Jun 5, 18	347,000	101.933	35,370.94	157.700	54,721.90	19,350.96	LT
Security total		1,719,000	83.994	144,384.92		271,086.30	126,701.38	
MSCI INC								
Symbol MSCI Exchange NYSE								
EAI \$642 Current yield 1.05%	Aug 12, 19	117,000	221.188	25,879.05	258.180	30,207.06	4,328.01	ST
	Aug 13, 19	19,000	225.473	26,831.36	258.180	30,723.42	3,892.06	ST
Security total		236,000	223.349	52,710.41		60,930.48	8,220.07	
NESTLE S A SPONSORED ADR								
Symbol NSRGY Exchange OTC								
EAI \$1,764 Current yield 1.88%	Sep 26, 16	68,000	78.786	68,386.41	108.260	93,969.68	25,583.27	LT
NIKE INC CL B								
Symbol NIKE Exchange NYSE								
EAI \$1,195 Current yield 0.97%	Sep 26, 16	1,219,000	54.317	66,213.33	101.310	123,496.89	57,283.56	LT
O'REILLY AUTOMOTIVE INC								
Symbol ORLY Exchange OTC								
	Sep 26, 16	91,000	282.160	25,676.58	438.260	39,881.66	14,205.08	LT
	Apr 28, 17	78,000	254.932	19,884.71	438.260	34,184.28	14,299.57	LT
	Jul 5, 17	80,000	179.162	14,333.03	438.260	35,060.80	20,727.77	LT
Security total		249,000	240.539	59,894.32		109,126.74	49,232.42	
PAYPAL HOLDINGS INC								
Symbol PYPL Exchange OTC								
	Jan 4, 19	621,000	86.309	53,598.45	108.170	67,173.57	13,575.12	ST
	Feb 27, 19	234,000	97.905	22,909.89	108.170	25,311.78	2,401.89	ST
Security total		855,000	89.483	76,508.34		92,485.35	15,977.01	



ACCESS
December 2019

Account name.

INMAAT FOUNDATION

EIN#: 45-3814655

Your assets > Equities > Common stock (continued)

Holding	Trade date	Number of shares	Purchase price/Average price per share (\$)	Cost basis (\$)	Price per share on Dec 31 (\$)	Value on Dec 31 (\$)	Unrealized gain or loss (\$)	Holding period
REGENERON PHARMACEUTICALS INC								
Symbol	REGN Exchange OTC	88 000	404 284	35,577 05	375 480	33,042 24	-2,534 81	LT
Security total		88 000	369 421	37,311 53	375 480	37,923 48	611 95	LT
SALESFORCE COM INC								
Symbol	CRM Exchange NYSE	352 000	157 996	55,614 91	162 640	57,249 28	1,634 37	ST
SERVENOW INC								
Symbol	NOW Exchange NYSE	224 000	277 591	62,180 59	282 320	63,239 68	1,059 09	ST
STARBUCKS CORP								
Symbol	SBUX Exchange OTC	825 000	52 566	43,367 42	87 920	72,534 00	29,166 58	LT
VISA INC CL A								
Symbol	V Exchange NYSE	8 000	81 096	648 77	187 900	1,503 20	854 43	LT
EAI	\$1,334 Current yield 0 64%	199 000	83 040	16,524 96	187 900	37,392 10	20,867 14	LT
Security total		505 000	81 946	74,161 76	187 900	170,049 50	95,887 74	LT
ZOETIS INC								
Symbol	ZTS Exchange NYSE	487 000	70 250	34,211 99	132 350	64,454 45	30,242 46	LT
EAI	\$965 Current yield 0 60%	517 000	79 778	41,245 29	132 350	68,424 95	27,179 66	LT
Security total		202 000	79 491	16,057 35	132 350	26,734 70	10,677 35	LT
Security total		1,206 000	75 883	91,514 63		159,614 10	68,099 47	
Total				\$1,716,719 60		\$2,851,190 61	\$1,134,471 01	



ACCESS
December 2019

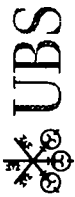
EIN#: 45-3814655

Account name: INMAAT FOUNDATION

Equities

Common stock

Holding	Trade date	Number of shares	Purchase price/Average price per share (\$)	Cost basis (\$)	Price per share on Dec 31 (\$)	Value on Dec 31 (\$)	Unrealized gain or loss (\$)	Holding period
AMERICAN TOWER CORP REIT								
Symbol .AMT Exchange NYSE								
EAI \$510 Current yield 1.64%	May 2, 19	135 000	192.796	26,027.53	229.820	31,025.70	4,998.17	ST
AMERISOURCEBERGEN CORP								
Symbol .ABC Exchange NYSE								
EAI \$272 Current yield 1.88%	Feb 16, 16	12 000	85.249	1,022.99	85.020	1,020.24	-2.75	LT
	Feb 22, 16	53 000	87.799	4,653.39	85.020	4,506.06	-147.33	LT
	Jun 1, 16	77 000	75.528	5,815.73	85.020	6,546.54	730.81	LT
	Jan 9, 17	28 000	85.558	2,395.65	85.020	2,380.56	-15.09	LT
Security total		170 000	81.693	13,887.76		14,453.40	565.64	
APARTMENT INVT & MGMT CO CL A								
Symbol .AIV Exchange OTC								
EAI \$997 Current yield 3.02%	Mar 5, 19	336 000	49.607	16,668.22	51.650	17,354.40	686.18	ST
	Jun 4, 19	303 000	49.805	15,090.97	51.650	15,649.95	558.98	ST
Security total		639 000	49.701	31,759.19		33,004.35	1,245.16	



ACCESS
December 2019

Account name: INMAAT FOUNDATION

EIN#: 45-3814655

Your assets • Equities • Common stock (continued)

Holding	Trade date	Number of shares	Purchase price/Average price per share (\$)	Cost basis (\$)	Price per share on Dec. 31 (\$)	Value on Dec. 31 (\$)	Unrealized gain or loss (\$)	Holding period
APPLE INC								
Symbol AAPL Exchange OTC								
EAI \$280 Current yield 1.05%	Jun 1, 17	91 000	152 786	13,903 61	293 650	26,722 15	12,818 54	LT
AUTODESK INC								
Symbol ADSK Exchange OTC	Jul 5, 17	222 000	101 322	22,493 62	183 460	40,728 12	18,234 50	LT
	Oct 5, 18	21 000	152 880	3,210 48	183 460	3,852 66	642 18	LT
	Feb 6, 19	21 000	152 380	3,199 98	183 460	3,852 66	652 68	ST
Security total		264 000	109 485	28,904 08		48,433 44	19,529 36	
BOOKING HLDGS INC								
Symbol BKNG Exchange OTC	Dec 5, 19	1 000	1,911 560	1,911 56	2,053 730	2,053 73	142 17	ST
BORGWARNER INC								
Symbol BWA Exchange NYSE								
EAI \$1 Current yield 2.31%	Dec 6, 19	1 000	43 300	43 30	43 380	43 38	0 08	ST
BRISTOL MYERS SQUIBB CO								
Symbol BMY Exchange NYSE								
EAI \$832 Current yield 2.81%	Jul 2, 19	126 000	46 505	5,859 63	64 190	8,087 94	2,228 31	ST
	Nov 21, 19	288 000	55 900	16,099 20	64 190	18,486 72	2,387 52	ST
	Nov 21, 19	48 000	55 900	2,683 20	64 190	3,081 12	397 92	ST
Security total		462 000	53 338	24,642 03		29,655 78	5,013 75	
BROADCOM INC								
Symbol AVGO Exchange OTC								
EAI \$949 Current yield 4.11%	Feb 5, 19	21 000	271 034	5,691 72	316 020	6,636 42	944 70	ST
	Mar 5, 19	44 000	280 218	12,329 60	316 020	13,904 88	1,575 28	ST
	Jul 2, 19	8 000	294 817	2,358 54	316 020	2,528 16	169 62	ST
Security total		73 000	279 176	20,379 86		23,069 46	2,689 60	
CADENCE DESIGN SYSTEM								
Symbol CDNS Exchange OTC	Jun 4, 19	430 000	62 799	27,003 96	69 360	29,824 80	2,820 84	ST
CARDINAL HEALTH INC								
Symbol CAH Exchange NYSE								
EAI \$610 Current yield 3.80%	May 2, 16	60 000	79 359	4,761 54	50 580	3,034 80	-1,726 74	LT
	Jun 1, 18	257 000	52 484	13,488 64	50 580	12,999 06	-489 58	LT
Security total		317 000	57 572	18,250 18		16,033 86	-2,216 32	



ACCESS
December 2019

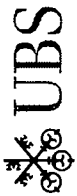
Account name

INMAAT FOUNDATION

EIN#: 45-3814655

Your assets • Equities • Common stock (continued)

Holding	Trade date	Number of shares	Purchase price/Average price per share (\$)	Cost basis (\$)	Price per share on Dec 31 (\$)	Value on Dec 31 (\$)	Unrealized gain or loss (\$)	Holding period
CBOE GLOBAL MARKETS INC								
Symbol CBOE Exchange OTC								
EAI \$43 Current yield 1 12%	Dec 5, 19	32 000	120 110	3,843 55	120 000	3,840 00	-3 55	ST
CHIPOTLE MEXICAN GRILL INC								
CL A								
Symbol CMG Exchange NYSE	Nov 4, 19	33 000	757 610	25,001 13	837 110	27,624 63	2,623 50	ST
CIGNA CORP								
Symbol CI Exchange NYSE								
EAI \$111 Current yield 0 02%	Jun 4, 19	227 000	153 228	34,782 89	204 490	46,419 23	11,636 34	ST
	Jul 2, 19	40 000	160 060	6,402 40	204 490	8,179 60	1,777 20	ST
Security total		267 000	154 252	41,185 29		54,598 83	13,413 54	
CISCO SYSTEMS INC								
Symbol CSCO Exchange OTC								
EAI \$556 Current yield 2 92%	Sep 4, 19	397 000	47 057	18,681 83	47 960	19,040 12	358 29	ST
CITIGROUP INC								
Symbol C Exchange NYSE								
EAI \$677 Current yield 2 55%	Mar 5, 19	332 000	62 772	20,840 31	79 890	26,523 48	5,683 17	ST
COMERICA INC								
Symbol CMA Exchange NYSE								
EAI \$705 Current yield 3 74%	Apr 2, 19	263 000	77 115	20,281 35	71 750	18,870 25	-1,411 10	ST
CONAGRA BRANDS, INC								
Symbol CAG Exchange NYSE								
EAI \$88 Current yield 2 50%	Nov 4, 19	103 000	27 595	2,842 29	34 240	3,526 72	684 43	ST
COPART INC								
Symbol CPRT Exchange OTC								
	Sep 4, 19	175 000	75 636	13,236 35	90 940	15,914 50	2,678 15	ST
	Oct 2, 19	63 000	77 570	4,886 91	90 940	5,729 22	842 31	ST
	Dec 5, 19	81 000	88 235	7,147 04	90 940	7,366 14	219 10	ST
Security total		319 000	79 217	25,270 30		29,009 86	3,739 56	
COTY INC CL A								
Symbol COTY Exchange NYSE								
EAI \$21 Current yield 4 55%	Dec 5, 19	41 000	11 767	482 45	11 250	461 25	-21 20	ST
CUMMINS INC								
Symbol CMI Exchange NYSE								
EAI \$1,311 Current yield 2 93%	May 2, 19	213 000	165 666	35,286 94	178 960	38,118 48	2,831 54	ST



ACCESS
December 2019

Account name

INMAAT FOUNDATION

EIN#: 45-3814655

Your assets › Equities › Common stock (continued)

Holding	Trade date	Number of shares	Purchase price/Average price per share (\$)	Cost basis (\$)	Price per share on Dec. 31 (\$)	Value on Dec. 31 (\$)	Unrealized gain or loss (\$)	Holding period
Security total	Jun 4, 19	37 000	154 100	5,701 70	178 960	6,621 52	919 82	ST
DARDEN RESTAURANTS INC								
Symbol DRI Exchange NYSE								
EAI \$869 Current yield 3.23%	Nov 3, 15	221 000	55 922	12,358 82	109 010	24,091 21	11,732 39	LT
	Feb 22, 16	4 000	62 065	248 26	109 010	436 04	187 78	LT
	Dec 18, 18	22 000	103 860	2,284 92	109 010	2,398 22	113 30	LT
Security total		247 000	60 291	14,892 00		26,925 47	12,033 47	
DUKE REALTY CORP NEW REITS								
Symbol DRE Exchange NYSE								
EAI \$1,091 Current yield 2.71%	Sep 7, 18	1,068 000	28 304	30,229 73	34 670	37,027 56	6,797 83	LT
	Nov 5, 18	93 000	27 767	2,582 35	34 670	3,224 31	641 96	LT
Security total		1,161 000	28 262	32,812 08		40,251 87	7,439 79	
EBAY INC								
Symbol EBAY Exchange OTC								
EAI \$289 Current yield 1.55%	Nov 4, 19	516 000	35 397	18,265 26	36 110	18,632 76	367 50	ST
EQUINIX INC REIT								
Symbol EQIX Exchange OTC								
EAI \$453 Current yield 1.69%	Nov 4, 19	46 000	552 055	25,394 56	583 700	26,850 20	1,455 64	ST
EQUITY RESIDENTIAL SBI								
Symbol EQR Exchange NYSE								
EAI \$838 Current yield 2.81%	Dec 5, 19	369 000	84 206	31,072 38	80 920	29,859 48	-1,212 90	ST
FIFTH THIRD BANCORP								
Symbol FITB Exchange OTC								
EAI \$978 Current yield 3.12%	Jun 4, 19	784 000	27 015	21,180 31	30 740	24,100 16	2,919 85	ST
	Jul 2, 19	235 000	27 835	6,541 39	30 740	7,223 90	682 51	ST
Security total		1,019 000	27 205	27,721 70		31,324 06	3,602 36	
FORTINET INC								
Symbol FTNT Exchange OTC								
	Feb 5, 19	217 000	82 017	17,797 86	106 760	23,166 92	5,369 06	ST
	Apr 2, 19	34 000	85 314	2,900 68	106 760	3,629 84	729 16	ST
	Jun 4, 19	114 000	70 665	8,055 82	106 760	12,170 64	4,114 82	ST
Security total		365 000	78 779	28,754 36		38,967 40	10,213 04	
GARTNER INC								
Symbol IT Exchange NYSE								
	Aug 2, 19	212 000	134 995	28,618 94	154 100	32,669 20	4,050 26	ST



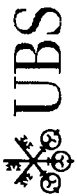
ACCESS
December 2019

EIN#: 45-3814655

Account name: INMAAT FOUNDATION

Your assets › Equities › Common stock (continued)

Holding	Trade date	Number of shares	Purchase price/Average price per share (\$)	Cost basis (\$)	Price per share on Dec 31 (\$)	Value on Dec 31 (\$)	Unrealized gain or loss (\$)	Holding period
GENERAL MOTORS CO								
Symbol GM Exchange NYSE								
EAI \$296 Current yield 4 15%	Dec 5, 19	195 000	35 325	6,888 38	36 600	7,137 00	248 62	ST
H & R BLOCK INC								
Symbol HRB Exchange NYSE								
EAI \$543 Current yield 4 43%	Jul 3, 18	522 000	23 517	12,276 24	23 480	12,256 56	-19 68	LT
HANESBRANDS INC								
Symbol HBI Exchange NYSE								
EAI \$800 Current yield 4 04%	Dec 5, 19	1,334 000	14 845	19,803 23	14 850	19,809 90	6 67	ST
HARTFORD FINCL SERVICES GROUP INC								
Symbol HIG Exchange NYSE								
EAI \$763 Current yield 1 97%	Nov 4, 19	636 000	57 437	36,530 44	60 770	38,649 72	2,119 28	ST
HEALTHPEAK PPTYS INC								
Symbol PEAK Exchange NYSE								
EAI \$1,307 Current yield 4 29%	Mar 5, 19	333 000	30 736	10,235 39	34 470	11,478 51	1,243 12	ST
	May 2, 19	550 000	30 659	16,862 62	34 470	18,958 50	2,095 88	ST
Security total		883 000	30 689	27,098 01		30,437 01	3,339 00	
HERSHEY CO								
Symbol HSY Exchange NYSE								
EAI \$186 Current yield 2 11%	Nov 4, 19	60 000	140 919	8,455 14	146 980	8,818 80	363 66	ST
HEWLETT PACKARD ENTERPRISE CO								
Symbol HPE Exchange NYSE								
EAI \$1,045 Current yield 3 03%	Apr 2, 19	1,681 000	15 877	26,690 25	15 860	26,660 66	-29 59	ST
	May 2, 19	497 000	15 767	7,836 25	15 860	7,882 42	46 17	ST
Security total		2,178 000	15 852	34,526 50		34,543 08	16 58	
HUNTINGTON BANCSHARES								
Symbol HBAN Exchange OTC								
EAI \$802 Current yield 3 98%	Aug 2, 17	999 000	13 239	13,226 66	15 080	15,064 92	1,838 26	LT
	Aug 17, 17	338 000	12 686	4,288 00	15 080	5,097 04	809 04	LT
Security total		1,337 000	13 100	17,514 66		20,161 96	2,647 30	
IDEX CORP								
Symbol IEX Exchange NYSE								
EAI \$368 Current yield 1 16%	Oct 2, 19	81 000	156 802	12,701 03	172 000	13,932 00	1,230 97	ST



ACCESS
December 2019

Account name.

INMAAT FOUNDATION

EIN#: 45-3814655

Your assets › Equities › Common stock (continued)

Holding	Trade date	Number of shares	Purchase price/Average price per share (\$)	Cost basis (\$)	Price per share on Dec 31 (\$)	Value on Dec 31 (\$)	Unrealized gain or loss (\$)	Holding period
Security total	Nov 4, 19	103 000	160 576	16,539 33	172 000	17,716 00	1,176 67	ST
Security total		184 000	158 915	29,240 36		31,648 00	2,407 64	
IDEXX LABS								
Symbol	Oct 2, 19	59 000	269 777	15,916 87	261 130	15,406 67	-510 20	ST
Exchange	Dec 5, 19	100 000	253 215	25,321 50	261 130	26,113 00	791 50	ST
Security total		159 000	259 361	41,238 37		41,519 67	281 30	
INCYTE CORP								
Symbol	Jun 7, 19	1 000	80 870	80 87	87 320	87 32	6 45	ST
Exchange	Aug 2, 19	123 000	83 056	10,215 90	87 320	10,740 36	524 46	ST
Security total	Sep 4, 19	40 000	79 070	11,069 80	87 320	12,224 80	1,155 00	ST
Security total	Oct 2, 19	47 000	73 427	10,793 77	87 320	12,836 04	2,042 27	ST
Security total		411 000	78 249	32,160 34		35,888 52	3,728 18	
INTEL CORP								
Symbol	Feb 5, 19	200 000	50 127	10,025 56	59 850	11,970 00	1,944 44	ST
Exchange								
Current yield								
INTERCONTINENTALEXCHANGE GROUP								
Symbol	Oct 3, 16	329 000	53 656	17,653 11	92 550	30,448 95	12,795 84	LT
Exchange								
Current yield								
INTUIT								
Symbol	May 2, 19	80 000	246 158	19,692 69	261 930	20,954 40	1,261 71	ST
Exchange								
Current yield								
KEYSIGHT TECHNOLOGIES INC COM								
Symbol	May 2, 19	193 000	87 282	16,845 56	102 630	19,807 59	2,962 03	ST
Exchange								
Current yield								
KLA CORP								
Symbol	Dec 5, 19	154 000	161 847	24,924 59	178 170	27,438 18	2,513 59	ST
Exchange								
Current yield								
LINDE PLC EUR								
Symbol	May 2, 19	32 000	179 218	5,734 98	212 900	6,812 80	1,077 82	ST
Exchange	Jul 2, 19	144 000	202 198	29,116 64	212 900	30,657 60	1,540 96	ST
Current yield	Aug 2, 19	31 000	187 910	15,220 71	212 900	17,244 90	2,024 19	ST
Exchange rate		257 000	194 834	50,072 33		54,715 30	4,642 97	
Security total								



ACCESS
December 2019

EIN#: 45-3814655

Account name: INMAAT FOUNDATION

Your assets > Equities > Common stock (continued)

Holding	Trade date	Number of shares	Purchase price/Average price per share (\$)	Cost basis (\$)	Price per share on Dec 31 (\$)	Value on Dec 31 (\$)	Unrealized gain or loss (\$)	Holding period
LOCKHEED MARTIN CORP								
Symbol LMT Exchange NYSE								
EAI \$1,114 Current yield 2.47%	Sep 4, 19	29,000	388.170	11,256.93	389.380	11,292.02	35.09	ST
	Oct 2, 19	64,000	379.774	24,305.54	389.380	24,920.32	614.78	ST
	Nov 4, 19	23,000	377.669	8,686.39	389.380	8,955.74	269.35	ST
Security total		116,000	381.456	44,248.86		45,168.08	919.22	
L3 HARRIS TECHNOLOGIES INC								
Symbol LHX Exchange NYSE								
EAI \$651 Current yield 1.52%	Dec 7, 18	40,000	139.506	5,580.26	197.870	7,914.80	2,334.54	LT
	Dec 5, 19	177,000	193.765	34,296.48	197.870	35,022.99	726.51	ST
Security total		217,000	183.764	39,876.74		42,937.79	3,061.05	
MARKETACCESS HOLDINGS INC								
Symbol MKTX Exchange OTC								
EAI \$241 Current yield 0.54%	Aug 2, 19	33,000	341.324	11,263.71	379.110	12,510.63	1,246.92	ST
	Oct 2, 19	85,000	320.360	27,230.63	379.110	32,224.35	4,993.72	ST
Security total		118,000	326.223	38,494.34		44,734.98	6,240.64	
MICROSOFT CORP								
Symbol MSFT Exchange OTC								
EAI \$806 Current yield 1.29%	Feb 5, 19	395,000	107.117	42,311.53	157.700	62,291.50	19,979.97	ST
MONSTER BEVERAGE CORP NEW COM								
Symbol MNST Exchange OTC								
	May 1, 18	96,000	54.526	5,234.50	63.550	6,100.80	866.30	LT
	Apr 2, 19	488,000	53.847	26,277.34	63.550	31,012.40	4,735.06	ST
Security total		584,000	53.959	31,511.84		37,113.20	5,601.36	
MOTOROLA SOLUTIONS INC								
Symbol MSI Exchange NYSE								
EAI \$220 Current yield 1.59%	Aug 2, 19	86,000	170.200	14,637.20	161.140	13,858.04	-779.16	ST
NEWMONT GOLD CORP								
Symbol NEM Exchange NYSE								
EAI \$573 Current yield 1.29%	Dec 5, 19	1,024,000	40.047	41,008.13	43.450	44,492.80	3,484.67	ST
NORWEGIAN CRUISE LINE HLDGS LTD								
Symbol NCLH Exchange NYSE								
	Jun 1, 18	136,000	53.013	7,209.78	58.410	7,943.76	733.98	LT
	Nov 20, 18	35,000	49.645	1,737.58	58.410	2,044.35	306.77	LT



ACCESS
December 2019

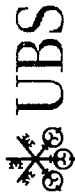
Account name

INMMAAT FOUNDATION

EIN#: 45-3814655

Your assets • Equities • Common stock (continued)

Holding	Trade date	Number of shares	Purchase price/Average price per share (\$)	Cost basis (\$)	Price per share on Dec. 31 (\$)	Value on Dec. 31 (\$)	Unrealized gain or loss (\$)	Holding period
Security total		171 000	52 324	8,947 36		9,988 11	1,040 75	
PAYCHEX INC								
Symbol	PAYX Exchange OTC							
EAI	\$1.218 Current yield 2.92%	491 000	82 087	40,304 77	85 060	41,764 46	1,459 69	ST
PAYPAL HOLDINGS INC								
Symbol	PYPL Exchange OTC	94 000	106 490	10,010 12	108 170	10,167 98	157 86	ST
PRINCIPAL FINANCIAL GROUP INC								
Symbol	PFG Exchange OTC							
EAI	\$1.118 Current yield 4.00%	508 000	53 924	27,393 49	55 000	27,940 00	546 51	ST
PROGRESSIVE CORP OHIO								
Symbol	PGR Exchange NYSE							
EAI	\$206 Current yield 0.55%	369 000	31 940	11,785 86	72 390	26,711 91	14,926 05	LT
		35 000	31 540	1,103 90	72 390	2,533 65	1,429 75	LT
		82 000	31 965	2,621 14	72 390	5,935 98	3,314 84	LT
		30 000	60 184	1,805 53	72 390	2,171 70	366 17	LT
Security total		516 000	33 559	17,316 43		37,353 24	20,036 81	
PRUDENTIAL FINANCIAL INC								
Symbol	PRU Exchange NYSE							
EAI	\$2.020 Current yield 4.27%	505 000	79 920	40,359 60	93 740	47,338 70	6,979 10	ST
PUBLIC STORAGE REIT								
Symbol	PSA Exchange NYSE							
EAI	\$768 Current yield 3.76%	96 000	219 588	21,080 46	212 960	20,444 16	-636 30	LT
QUALCOMM INC								
Symbol	QCOM Exchange OTC							
EAI	\$923 Current yield 2.81%	23 000	67 340	1,548 84	88 230	2,029 29	480 45	ST
		191 000	70 580	13,480 86	88 230	16,851 93	3,371 07	ST
		79 000	74 160	5,858 64	88 230	6,970 17	1,111 53	ST
		79 000	82 430	6,511 97	88 230	6,970 17	458 20	ST
Security total		372 000	73 657	27,400 31		32,821 56	5,421 25	
REGIONS FINANCIAL CORP								
Symbol	RF Exchange NYSE							
EAI	\$730 Current yield 3.61%	1,178 000	16 697	19,669 18	17 160	20,214 48	545 30	ST



ACCESS
December 2019

EIN#: 45-3814655

Account name
INMAAT FOUNDATION

Your assets • Equities • Common stock (continued)

Holding	Trade date	Number of shares	Purchase price/Average price per share (\$)	Cost basis (\$)	Price per share on Dec 31 (\$)	Value on Dec 31 (\$)	Unrealized gain or loss (\$)	Holding period
ROLLINS INC								
Symbol ROL Exchange NYSE								
EAI \$94 Current yield 1.27%	May 2, '19	223 000	37 290	8,315 67	33 160	7,394 68	-920 99	ST
ROYAL CARIBBEAN CRUISES LTD								
LIBERIA ORD								
Symbol RCL Exchange NYSE								
EAI \$755 Current yield 2.34%	Jun 1, 17	66 000	112 440	7,421 05	133 510	8,811 66	1,390 61	LT
	Nov 20, 18	13 000	107 540	1,398 02	133 510	1,735 63	337 61	LT
	Jun 4, 19	17 000	118 153	13,824 01	133 510	15,620 67	1,796 66	ST
	Jul 5, 19	46 000	115 540	5,314 84	133 510	6,141 46	826 62	ST
Security total		242 000	115 529	27,957 92		32,309 42	4,351 50	
SALESFORCE COM INC								
Symbol CRM Exchange NYSE	Jul 2, 19	188 000	153 800	28,914 40	162 640	30,576 32	1,661 92	ST
SBA COMMUNICATIONS CORP NEW								
REIT								
Symbol SBAC Exchange OTC								
EAI \$36 Current yield 0.62%	Mar 1, 18	24 000	154 890	3,717 36	240 990	5,783 76	2,066 40	LT
SEALED AIR CORP NEW								
Symbol SEE Exchange NYSE								
EAI \$151 Current yield 1.61%	May 2, 19	126 000	44 367	5,590 25	39 830	5,018 58	-571 67	ST
	Sep 4, 19	110 000	39 595	4,355 52	39 830	4,381 30	25 78	ST
Security total		236 000	42 143	9,945 77		9,399 88	-545 89	
STARBUCKS CORP								
Symbol SBUX Exchange OTC								
EAI \$599 Current yield 1.87%	Aug 2, 17	234 000	54 997	15,619 26	87 920	24,969 28	9,350 02	LT
	Aug 16, 17	31 000	53 569	4,339 16	87 920	7,121 52	2,782 36	LT
Security total		355 000	54 681	19,958 42		32,090 80	12,132 38	
SYNCHRONY FINL								
Symbol SYF Exchange NYSE								
EAI \$401 Current yield 2.44%	Aug 3, 18	391 000	29 890	11,686 99	36 010	14,079 91	2,392 92	LT
	Oct 4, 18	65 000	31 335	2,036 78	36 010	2,340 65	303 87	LT
Security total		456 000	30 096	13,723 77		16,420 56	2,696 79	



ACCESS
December 2019

Account name:

INMAAT FOUNDATION

EIN#: 45-3814655

Your assets • Equities • Common stock (continued)

Holding	Trade date	Number of shares	Purchase price/Average price per share (\$)	Cost basis (\$)	Price per share on Dec. 31 (\$)	Value on Dec. 31 (\$)	Unrealized gain or loss (\$)	Holding period
TARGET CORP								
Symbol TGT Exchange NYSE	Oct 2, 19	86 000	105 670	9,087 62	128 210	11,026 06	1,938 44	ST
EAI \$370 Current yield 2.06%	Nov 4, 19	54 000	108 985	5,885 22	128 210	6,923 34	1,038 12	ST
Security total		140 000	106 949	14,972 84		17,949 40	2,976 56	
TEXAS INSTRUMENTS								
Symbol TXN Exchange OTC	Nov 4, 19	121 000	119 905	14,508 57	128 290	15,523 09	1,014 52	ST
EAI \$436 Current yield 2.81%								
TRANSIGM GROUP INC								
Symbol TDG Exchange NYSE	Oct 2, 19	15 000	501 680	7,525 21	560 000	8,400 00	874 79	ST
TRIPADVISOR INC								
Symbol TRIP Exchange OTC	Mar 5, 19	83 000	52 564	4,362 86	30 380	2,521 54	-1,841 32	ST
ULTA BEAUTY, INC								
Symbol ULTA Exchange OTC	Sep 4, 19	27 000	234 360	6,327 72	253 140	6,834 78	507 06	ST
UNITED AIRLINES HDGS INC								
Symbol UAL Exchange OTC	Feb 5, 19	257 000	89 437	22,985 54	88 090	22,639 13	-346 41	ST
	Mar 18, 19	87 000	80 859	7,034 81	88 090	7,663 83	629 02	ST
Security total		344 000	87 268	30,020 35		30,302 96	282 61	
UNUM GROUP								
Symbol UNM Exchange NYSE	Jun 4, 19	421 000	32 695	13,764 81	29 160	12,276 36	-1,488 45	ST
EAI \$830 Current yield 3.91%	Sep 4, 19	307 000	25 480	7,822 54	29 160	8,952 12	1,129 58	ST
Security total		728 000	29 653	21,587 35		21,228 48	-358 87	
VERISIGN INC								
Symbol VRSN Exchange OTC	May 6, 15	70 000	63 399	4,437 97	192 680	13,487 60	9,049 63	LT
	Mar 5, 19	138 000	177 044	24,432 14	192 680	26,589 84	2,157 70	ST
Security total		208 000	138 799	28,870 11		40,077 44	11,207 33	
VERTEX PHARMACEUTICAL INC								
Symbol VRTX Exchange OTC	Sep 5, 17	6 000	157 583	945 50	218 950	1,313 70	368 20	LT
	Oct 2, 17	143 000	151 793	21,706 46	218 950	31,309 85	9,603 39	LT
	Nov 3, 17	40 000	149 119	5,964 76	218 950	8,758 00	2,793 24	LT
	Feb 6, 19	14 000	183 550	2,569 70	218 950	3,065 30	495 60	ST
Security total		203 000	153 628	31,186 42		44,446 85	13,260 43	



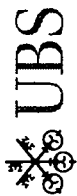
ACCESS
December 2019

EIN#: 45-3814655

Account name: INMAAT FOUNDATION

Your assets • Equities • Common stock (continued)

Holding	Trade date	Number of shares	Purchase price/Average price per share (\$)	Cost basis (\$)	Price per share on Dec 31 (\$)	Value on Dec 31 (\$)	Unrealized gain or loss (\$)	Holding period
VISA INC CL A								
Symbol V Exchange NYSE								
EAI \$402 Current yield 0 64%	Feb 5, 19	246 000	142 776	35,123 09	187 900	46,223 40	11,100 31	ST
Security total	Oct 2, 19	89 000	170 447	15,169 85	187 900	16,723 10	1,553 25	ST
		335 000	150 128	50,292 94		62,946 50	12,653 56	
VORNADO REALTY TRUST								
Symbol VNO Exchange NYSE								
EAI \$1,634 Current yield 3 97%	Aug 2, 19	619 000	63 124	39,074 13	66 500	41,163 50	2,089 37	ST
WABTEC INC								
Symbol WAB Exchange NYSE								
EAI \$4 Current yield 0 64%	Dec 5, 19	8 000	76 493	611 95	77 800	622 40	10 45	ST
WELLCARE HEALTH PLANS INC								
Symbol WCG Exchange OTC								
	Dec 5, 19	66 000	319 618	21,094 79	330 210	21,793 86	699 07	ST
WHIRLPOOL CORP								
Symbol WHR Exchange NYSE								
EAI \$10 Current yield 3 39%	Dec 5, 19	2 000	144 915	289 83	147 530	295 06	5 23	ST
XEROX HLDGS CORP								
Symbol XRX Exchange NYSE								
EAI \$1,116 Current yield 2 71%	Mar 5, 19	240 000	31 287	7,508 95	36 870	8,848 80	1,339 85	ST
	May 2, 19	667 000	32 917	21,955 77	36 870	24,592 29	2,636 52	ST
	Sep 4, 19	209 000	29 160	6,094 44	36 870	7,705 83	1,611 39	ST
Security total		1,116 000	31 863	35,559 16		41,146 92	5,587 76	
XILINX INC								
Symbol XLNX Exchange OTC								
EAI \$355 Current yield 1 51%	Mar 5, 19	66 000	124 129	8,192 57	97 770	6,452 82	-1,739 75	ST
	Apr 2, 19	130 000	128 645	16,723 96	97 770	12,710 10	-4,013 86	ST
	May 2, 19	44 000	118 717	5,223 58	97 770	4,301 88	-921 70	ST
Security total		240 000	125 584	30,140 11		23,464 80	-6,675 31	
ZOETIS INC								
Symbol ZTS Exchange NYSE								
EAI \$87 Current yield 0 60%	Feb 5, 19	139 000	87 414	9,528 18	132 350	14,426 15	4,897 97	ST
Total				\$1,941,663.18		\$2,239,988.50	\$298,325.32	
Total estimated annual income:			\$38,567					



ACCESS
December 2019

Account name.

INMAAT FOUNDATION

EIN#: 45-3814655

Your assets • **Equities** (continued)

Rights

Holding	Trade date	Number of rights	Purchase price per right (\$)	Cost basis (\$)	Price per right on Dec 31 (\$)	Value on Dec 31 (\$)	Unrealized gain or loss (\$)	Holding period
RIGHTS BRISTOL-MYERS SQUIBB								
CO	Nov 21, 19	288 000	2 130	613 44	3 010	866 88	253 44	ST
	Nov 21, 19	48 000	2 130	102 24	3 010	144 48	42 24	ST
Security Total		336 000		715 68	(A) 1,011 36		295 68	

TOTAL COMMON STOCK - SUM OF (A) = \$2,241,000



ACCESS
December 2019

Account name

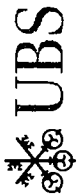
INMAAT FOUNDATION

EIN#: 45-3814655

Equities

Common stock

Holding	Trade date	Number of shares	Purchase price/Average price per share (\$)	Cost basis (\$)	Price per share on Dec 31 (\$)	Value on Dec 31 (\$)	Unrealized gain or loss (\$)	Holding period
ACCENTURE PLC IRELAND CL A								
Symbol ACN Exchange NYSE								
EAI \$1,562 Current yield 1 52%	Apr 14, 16	222 000	114 591	25,439 25	210 570	46,746 54	21,307 29	LT
	Aug 25, 16	140 000	114 992	16,098 98	210 570	29,479 80	13,380 82	LT
	Nov 8, 16	126 000	120 045	15,125 71	210 570	26,531 82	11,406 11	LT
Security total		488 000	116 115	56,663 94		102,758 16	46,094 22	
ADIDAS AG SPON ADR								
Symbol ADDYY Exchange OTC								
EAI \$518 Current yield 0 82%	Aug 4, 16	217 000	80 549	17,479 22	162 800	35,327 60	17,848 38	LT
	Apr 5, 18	170 000	124 456	21,157 62	162 800	27,676 00	6,518 38	LT
Security total		387 000	99 837	38,636 84		63,003 60	24,366 76	
AIA GROUP LTD SPON ADR								
Symbol AAGIY Exchange OTC								
EAI \$1,410 Current yield 1 31%	Jan 23, 17	1,333 000	24 549	32,725 01	42 090	56,105 97	23,380 96	LT
	Jun 23, 17	623 000	29 584	18,431 39	42 090	26,222 07	7,790 68	LT



ACCESS
December 2019

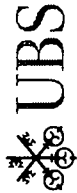
Account name.

INMAAT FOUNDATION

EIN#: 45-3814655

Your assets › Equities › Common stock (continued)

Holding	Trade date	Number of shares	Purchase price/Average price per share (\$)	Cost basis (\$)	Price per share on Dec. 31 (\$)	Value on Dec. 31 (\$)	Unrealized gain or loss (\$)	Holding period
Security total	Nov 29, 17	599 000	33 846	20,273 81	42 090	25,211 91	4,938 10	LT
ALCON INC CHF		2,555 000	27 957	71,430 21		107,539 95	36,109 74	
Symbol ALC Exchange NYSE								
CHF Exchange rate 0 96835	May 6, 19	925 000	59 212	48,850 23	56 570	46,670 25	-2,179 98	ST
Security total	May 7, 19	353 000	58 412	20,619 58	56 570	19,969 21	-650 37	ST
		1,178 000	58 973	69,469 81		66,639 46	-2,830 35	
AMADEUS IT GROUP UNSPONSORED ADR								
Symbol AMADY Exchange OTC								
EAI \$812 Current yield 1 23%	May 16, 18	541 000	77 303	41,821 03	82 320	44,535 12	2,714 09	LT
Security total	May 8, 19	263 000	75 345	19,815 95	82 320	21,650 16	1,834 21	ST
		804 000	76 663	61,636 98		66,185 28	4,548 30	
ASML HLDG NV SPON ADR								
Symbol ASML Exchange OTC								
EAI \$970 Current yield 1 01%	Nov 30, 18	221 000	169 957	37,560 50	295 940	65,402 74	27,842 24	LT
Security total	Feb 20, 19	104 000	183 027	19,034 82	295 940	30,777 76	11,742 94	ST
		325 000	174 139	56,595 32		96,180 50	39,585 18	
ATLAS COPCO AB NEW REPSTG COM								
SER A SPON ADR								
Symbol ATLYX Exchange OTC								
EAI \$946 Current yield 1 25%	Apr 13, 17	728 000	35 600	25,916 80	40 150	29,229 20	3,312 40	LT
Security total	Apr 21, 17	228 000	35 012	7,982 90	40 150	9,154 20	1,171 30	LT
	Jun 26, 17	472 000	39 205	18,504 90	40 150	18,950 80	445 90	LT
	Jul 18, 17	19 000	37 199	706 79	40 150	762 85	56 06	LT
	Jul 19, 17	433 000	37 361	16,177 62	40 150	17,384 95	1,207 33	LT
Security total		1,880 000	36 856	69,289 01		75,482 00	6,192 99	
CANADIAN PAC RAILWAY LTD CAD								
Symbol CP Exchange NYSE								
EAI \$1,039 Current yield 0 99%	Sep 6, 13	36 000	121 175	4,362 31	254 950	9,178 20	4,815 89	LT
CAD Exchange rate 1 29675	Oct 17, 13	152 000	129 221	19,641 74	254 950	38,752 40	19,110 66	LT
Security total	Jun 23, 14	104 000	183 164	19,049 06	254 950	26,514 80	7,465 74	LT
	Feb 18, 16	120 000	127 084	15,250 12	254 950	30,594 00	15,343 88	LT



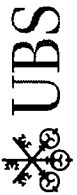
ACCESS
December 2019

EIN#: 45-3814655

Account name: INMAAT FOUNDATION

Your assets > Equities > Common stock (continued)

Holding	Trade date	Number of shares	Purchase price/Average price per share (\$)	Cost basis (\$)	Price per share on Dec 31 (\$)	Value on Dec 31 (\$)	Unrealized gain or loss (\$)	Holding period
Security total		412 000	141 513	58,303 23		105,039 40	46,736 17	
CHUBB LTD CHF								
Symbol CB Exchange NYSE								
EAI \$1,572 Current yield 1 93%								
CHF Exchange rate 0 96835								
	Aug 1, 13	160 000	92 294	14,767 06	155 660	24,905 60	10,138 54	LT
	Oct 17, 13	209 000	96 747	20,220 27	155 660	32,532 94	12,312 67	LT
	Jun 23, 14	55 000	104 959	16,268 65	155 660	24,127 30	7,858 65	LT
Security total		524 000	97 817	51,255 98		81,565 84	30,309 86	
COMPASS GROUP PLC SPON ADR								
Symbol CMPGY Exchange OTC								
EAI \$1,518 Current yield 1 89%								
	Jun 3, 15	1,601 962	18 445	29,549 55	25 250	40,449 53	10,899 98	LT
	Sep 24, 15	862 500	16 498	14,230 10	25 250	21,778 13	7,548 03	LT
	Jan 11, 17	711 539	18 799	13,376 46	25 250	17,966 35	4,589 89	LT
Security total		3,176 000	17 996	57,156 11		80,194 00	23,037 90	
CSL LTD SPON ADR								
Symbol CSLLY Exchange OTC								
EAI \$1,100 Current yield 0 85%								
	Feb 18, 15	1,154 000	34 426	39,728 41	97 250	112,226 50	72,498 09	LT
	May 5, 16	183 000	40 800	7,466 40	97 250	17,796 75	10,330 35	LT
Security total		1,337 000	35 299	47,194 81		130,023 25	82,828 44	
DSV PANALPINA A/S ADR								
Symbol DSDVY Exchange OTC								
EAI \$214 Current yield 0 19%								
	Aug 10, 16	1,942 000	24 430	47,443 64	57 830	112,305 86	64,862 22	LT
ESSILORLUXOTTICA ADR								
Symbol ESLOY Exchange OTC								
EAI \$1,025 Current yield 1 19%								
	Jun 2, 16	682 000	66 063	45,055 15	76 590	52,234 38	7,179 23	LT
	Nov 19, 18	446 000	66 527	29,671 39	76 590	34,159 14	4,487 75	LT
Security total		1,128 000	66 247	74,726 54		86,393 52	11,666 98	
EXPERIAN PLC SPON ADR								
Symbol EXPGY Exchange OTC								
EAI \$1,559 Current yield 1 27%								
	Dec 23, 14	1,523 000	17 177	26,161 48	34 010	51,797 23	25,635 75	LT
	Feb 9, 15	1,533 000	18 030	27,099 09	34 010	51,117 03	24,017 94	LT
	Dec 30, 15	52 000	18 065	939 38	34 010	1,768 52	829 14	LT
	Jan 23, 17	522 000	19 172	10,008 10	34 010	17,753 22	7,745 12	LT



ACCESS
December 2019

Account name: INMAAT FOUNDATION

EIN#: 45-3814655

Your assets › Equities › Common stock (continued)

Holding	Trade date	Number of shares	Purchase price/Average price per share (\$)	Cost basis (\$)	Price per share on Dec 31 (\$)	Value on Dec 31 (\$)	Unrealized gain or loss (\$)	Holding period
Security total		3,500,000	17,836	64,208.05		122,436.00	58,227.95	
GEBERIT AG ADR								
Symbol GBERY Exchange OTC								
EAI \$660 Current yield 1.16%	Dec 20, 18	1,012,000	37,857	38,311.89	56,340	57,016.08	18,704.19	LT
HDFC BANK LTD ADR REPOSTG 3 ORD SHS								
Symbol HDB Exchange NYSE								
EAI \$439 Current yield 0.50%	Sep 18, 15	546,000	29,370	16,036.41	63,370	34,600.02	18,563.61	LT
	Sep 21, 15	324,000	29,686	9,618.52	63,370	20,531.88	10,913.36	LT
	Dec 30, 15	30,000	30,639	919.19	63,370	1,901.10	981.91	LT
	Feb 18, 16	488,000	27,534	13,436.76	63,370	30,924.56	17,487.80	LT
Security total		1,388,000	28,826	40,010.88		87,957.56	47,946.68	
ICON PLC EUR								
Symbol ICLR Exchange OTC								
EUR Exchange rate 0.89086	Apr 29, 15	70,000	63,053	4,413.77	172,230	12,056.10	7,642.33	LT
	Jun 12, 15	194,000	67,080	13,013.54	172,230	33,412.62	20,399.08	LT
Security total		264,000	66,013	17,427.31		45,468.72	28,041.41	
LULULEMON ATHLETICA INC								
Symbol LULU Exchange OTC								
LVMH MOET HENNESSY LOUIS NEW ADR	Nov 27, 19	243,000	227,293	55,232.42	231,670	56,295.81	1,063.39	ST
LVMUY Exchange OTC								
EAI \$1,288 Current yield 1.21%	Aug 1, 13	244,000	37,254	9,090.06	93,270	22,757.88	13,667.82	LT
	Oct 17, 13	317,000	37,995	12,044.68	93,270	29,566.59	17,521.91	LT
	Jun 23, 14	168,000	39,598	6,652.63	93,270	15,669.36	9,016.73	LT
	Apr 28, 15	411,000	35,063	14,411.09	93,270	38,333.97	23,922.88	LT
Security total		1,140,000	37,016	42,198.46		106,327.80	64,129.34	
METTLER-TOLEDO INTL								
Symbol MTD Exchange NYSE								
	Jul 2, 18	41,000	569,582	23,352.89	793,280	32,524.48	9,171.59	LT
	Sep 17, 18	36,000	610,277	21,969.99	793,280	28,558.08	6,588.09	LT
Security total		77,000	588,609	45,322.88		61,082.56	15,759.68	



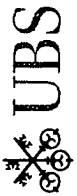
ACCESS
December 2019

EIN#: 45-3814655

Account name
INMAAT FOUNDATION

Your assets • Equities • Common stock (continued)

Holding	Trade date	Number of shares	Purchase price/Average price per share (\$)	Cost basis (\$)	Price per share on Dec 31 (\$)	Value on Dec 31 (\$)	Unrealized gain or loss (\$)	Holding period
NESTLE S A SPONSORED ADR								
REPSTG REG SHS SWITZ ADR								
Symbol NSRGY Exchange OTC								
EAI \$1,733 Current yield 1 88%								
	Aug 1, 13	223 000	68 070	15,179 61	108 260	24,141 98	8,962 37	LT
	Oct 17, 13	271 000	71 200	19,295 20	108 260	29,338 46	10,043 26	LT
	Jun 23, 14	179 000	78 040	13,969 16	108 260	19,378 54	5,409 38	LT
	Apr 28, 15	60 000	78 548	12,567 71	108 260	17,321 60	4,753 89	LT
	Dec 30, 15	20 000	75 410	1,508 20	108 260	2,165 20	657 00	LT
Security total		853 000	73 294	62,519 88		92,345 78	29,825 90	
PERNOD RICARD SA ADR								
Symbol PDRDY Exchange OTC								
EAI \$889 Current yield 1 37%								
	Jan 16, 18	63 000	32 084	2,021 33	35 940	2,264 22	242 89	LT
	Jan 17, 18	1,115 000	32 227	35,933 66	35 940	40,073 10	4,139 44	LT
	Apr 23, 18	632 000	33 421	21,122 62	35 940	22,714 08	1,591 46	LT
Security total		1,810 000	32 640	59,077 61		65,051 40	5,973 79	
RESMED INC								
Symbol RMD Exchange NYSE								
EAI \$920 Current yield 1 01%								
	Dec 20, 18	379 000	107 798	40,855 75	154 970	58,733 63	17,877 88	LT
	Mar 5, 19	211 000	102 342	21,594 20	154 970	32,698 67	11,104 47	ST
Security total		590 000	105 847	62,449 95		91,432 30	28,982 35	
SHOPIFY INC CL A								
Symbol SHOP Exchange NYSE								
	Apr 25, 18	292 000	120 248	35,112 56	397 580	116,093 36	80,980 80	LT
SMITH & NEPHEW PLC NEW								
Symbol SNN Exchange NYSE								
EAI \$890 Current yield 1 47%								
	Oct 9, 19	273 000	46 751	12,763 05	48 070	13,123 11	360 06	ST
	Oct 10, 19	511 000	46 605	23,815 31	48 070	24,563 77	748 46	ST
	Oct 11, 19	345 000	47 190	16,280 76	48 070	16,584 15	303 39	ST
	Oct 14, 19	128 000	47 006	6,016 79	48 070	6,152 96	136 17	ST
Security total		1,257 000	46 838	58,875 91		60,423 99	1,548 08	
STERIS PLC								
Symbol STE Exchange NYSE								
EAI \$556 Current yield 0 97%								
	Aug 9, 18	376 000	115 292	43,350 06	152 420	57,309 92	13,959 86	LT



ACCESS
December 2019

Account name

INMAAT FOUNDATION

EIN#: 45-3814655

Your assets › Equities › Common stock (continued)

Holding	Trade date	Number of shares	Purchase price/Average price per share (\$)	Cost basis (\$)	Price per share on Dec. 31 (\$)	Value on Dec. 31 (\$)	Unrealized gain or loss (\$)	Holding period
TAIWAN SEMICONDUCTOR MFG CO LTD ADR								
Symbol TSM Exchange NYSE								
EAI \$3.759 Current yield 3.31%	Oct 17, 13	905 000	18 684	16,909 92	58 100	52,580 50	35,670 58	LT
	Jun 23, 14	1,051 000	20 869	21,934 26	58 100	61,063 10	39,128 84	LT
Security total		1,956 000	19 859	38,844 18		113,643 60	74,799 42	
TENCENT HLDGS LTD ADR								
Symbol TCEHY Exchange OTC								
EAI \$202 Current yield 0.24%	Oct 17, 13	210 000	10 884	2,285 67	48 010	10,082 10	7,796 43	LT
	Jun 23, 14	1,092 000	14 730	16,085 16	48 010	52,426 92	36,341 76	LT
	Nov 6, 18	458 000	37 848	17,334 61	48 010	21,988 58	4,653 97	LT
Security total		1,760 000	20 287	35,705 44		84,497 60	48,792 16	
WAL MART DE MEXICO SAB DE CV								
Symbol WMWVY Exchange OTC								
EAI \$1,399 Current yield 2.65%	Aug 1, 13	334 000	27 770	9,275 18	28 590	9,549 06	273 88	LT
	Oct 17, 13	400 000	26 510	10,604 00	28 590	11,436 00	832 00	LT
	Jun 23, 14	287 000	26 770	7,682 99	28 590	8,205 33	522 34	LT
	Apr 4, 16	68 000	23 640	1,607 52	28 590	1,944 12	336 60	LT
	Feb 24, 17	759 000	20 172	15,311 08	28 590	21,699 81	6,388 73	LT
Security total		1,848 000	24 070	44,480 77		52,834 32	8,353 55	
Total				\$1,502,930.67		\$2,443,527.62	\$940,596.96	



Managed Accounts Consulting
December 2019

Account name.

INMAAT FOUNDATION

EIN#: 45-3814655

Fixed income

Corporate bonds and notes

Prices are obtained from independent quotation bureaus that use computerized valuation formulas to calculate current values. Actual market values may vary and thus gains/losses may not be accurately reflected. Cost basis has been adjusted for accreted original issue discount (OID). Cost basis has been

automatically adjusted for amortization of bond premium using the constant yield method. If you have made a tax election to deduct the premium amortization on taxable debt securities, you may request UBS adjust cost basis for the bond premium amortization.

Holding	Trade date	Total face value at maturity (\$)	Purchase price (\$)	Adjusted cost basis (\$)	Price on Dec 31 (\$)	Value on Dec 31 (\$)	Unrealized gain or loss (\$)	Holding period
UNIVERSITY OF CHICAGO								
NTS B/E								
RATE 04 860% MATURES 10/01/24								
ACCRUED INTEREST \$1,215.00								
CUSIP 91412NAC4								
Moody Aa2 S&P AA-								
EAI \$4,860 Current yield 4.41%								
Original cost basis \$113,588.00								
	Jan 05, 16	100,000.000	107,830	107,830.66	110,302	110,302.00	2,471.34	LT



Managed Accounts Consulting
December 2019

Account name:

INMAAT FOUNDATION

EIN#: 45-3814655

Your assets • Fixed income • Corporate bonds and notes (continued)

Holding	Trade date	Total face value at maturity (\$)	Purchase price (\$)	Adjusted cost basis (\$)	Price on Dec 31 (\$)	Value on Dec 31 (\$)	Unrealized gain or loss (\$)	Holding period
PRESIDENT & FELLOWS								
CALL@MW+10BP								
RATE 03 529% MATURES 10/01/31								
ACCRUED INTEREST \$882.25								
CUSIP 740816AK9								
Moody Aaa S&P AAA								
EAI \$3,529 Current yield 3.24%	Apr 29, 13	100,000,000	100,000	100,000.00	108,902	108,902.00	8,902.00	LT
NORTHWESTERN UNIV B/E								
CALL@MW+25BP								
RATE 05 285% MATURES 03/01/32								
ACCRUED INTEREST \$2,642.50								
CUSIP 664675AM7								
Moody A1								
EAI \$7,928 Current yield 4.46%	Jan 10, 14	150,000,000	100,000	150,000.00	118,506	177,759.00	27,759.00	LT
AMHERST COLLEGE B/E								
CALL@MW+20BP								
RATE 03 694% MATURES 11/01/32								
ACCRUED INTEREST \$1,231.34								
CUSIP 898361AP5								
Moody Aaa S&P AA+								
EAI \$7,388 Current yield 3.39%	Oct 03, 12	200,000,000	100,000	200,000.00	108,874	217,748.00	17,748.00	LT
UNIVERSITY OF CHICAGO								
CALL@MW+25BP								
RATE 04 261% MATURES 10/01/33								
ACCRUED INTEREST \$1,065.25								
CUSIP 91412NB85								
Moody Aa2 S&P AA-								
EAI \$4,261 Current yield 3.90%	Aug 19, 15	100,000,000	100,000	100,000.00	109,224	109,224.00	9,224.00	LT
Total		\$650,000,000		\$657,830.66		\$723,935.00	\$66,104.34	



Managed Accounts Consulting
December 2019

EIN#: 45-3814655

Account name: INMAAT FOUNDATION
Friendly account name: InMaat CSAM
Account number: V6 00841 A3

Your Financial Advisor
WITTENBERG HOLMES GROUP
212-713-7800/800-225-2971

Your assets › Fixed income (continued)

Municipal securities

Prices are obtained from independent quotation bureaus that use computerized valuation formulas to calculate current values. Actual market values may vary and thus gains/losses may not be accurately reflected. Cost basis has been automatically adjusted for mandatory amortization of bond premium on coupon tax-exempt municipal securities using the constant yield method and for accreted original issue discount for securities issued at a discount. When original cost basis is displayed, amortization has been done using the constant yield method, otherwise amortization has been done using the straight line method.

Holding	Trade date	Total face value at maturity (\$)	Purchase price(\$)	Adjusted cost basis (\$)	Price on Dec 31 (\$)	Value on Dec 31 (\$)	Unrealized gain or loss (\$)	Holding period
ACALANES CA UN HIGH SCH TAX SR B BE/R/								
RATE 03 500% MATURES 08/01/25								
ACCRUED INTEREST \$2,916.66								
CUSIP 004284A39								
Moody Aa1 S&P AA								
EAI \$7,000 Current yield 3.28%	Sep 07, 12	200,000,000	100,000	200,000.00	106,548	213,096.00	13,096.00	LT
MONTANA ST BRD REGT HIG TAX SR O RV BE/R/								
RATE 03 090% MATURES 11/15/25								
CALLABLE 11/15/21 @ 100.00								
ACCRUED INTEREST \$394.83								
CUSIP 61212LMMW6								
Moody Aa3 S&P A+								
EAI \$3,090 Current yield 3.04%	Oct 18, 12	100,000,000	100,000	100,000.00	101,773	101,773.00	1,773.00	LT
CARLSBAD U S D CA GO CA TAX BE/R/								
RATE 05 234% MATURES 08/01/26								
ACCRUED INTEREST \$4,361.66								
CUSIP 142665DJ4								
Moody Aa1 S&P AA								
EAI \$10,468 Current yield 4.48%								
Original cost basis \$232,952.00	Oct 02, 12	200,000,000	108,882	217,764.36	116,908	233,816.00	16,051.64	LT
UNIV OK FOR ISSUES DTD P TAX SR D RV BE/R/								
RATE 03 123% MATURES 07/01/27								
CALLABLE 07/01/22 @ 100.00								
ACCRUED INTEREST \$1,561.50								
CUSIP 91476PDN5								
Moody Not rated S&P A+								
EAI \$3,123 Current yield 3.08%	Nov 15, 12	100,000,000	100,000	100,000.00	101,503	101,503.00	1,503.00	LT



Managed Accounts Consulting
December 2019

Account name.

INMAAT FOUNDATION

EIN#: 45-3814655

Your assets • Fixed income • Municipal securities (continued)

Holding	Trade date	Total face value at maturity (\$)	Purchase price(\$)	Adjusted cost basis (\$)	Price on Dec 31 (\$)	Value on Dec 31 (\$)	Unrealized gain or loss (\$)	Holding period
CALIFORNIA EDL FACS AUTH								
TAX SR B RV BE/R/								
RATE 03 350% MATURES 10/01/27								
ACCRUED INTEREST \$2,512.50								
CUSIP 1301782T2								
Moody Aa3 S&P Not rated								
EAI \$10,050 Current yield 3.14%	May 03, 13	300,000,000	100,000	300,000.00	106,616	319,848.00	19,848.00	LT
GEORGETOWN MA								
TAX BE/R/								
RATE 03 200% MATURES 12/15/27								
CALLABLE 12/15/20 @ 100.00								
ACCRUED INTEREST \$298.66								
CUSIP 372838KN1								
Moody Aa3 S&P Not rated								
EAI \$6,720 Current yield 3.19%	Oct 15, 12	210,000,000	100,000	210,000.00	100,413	210,867.30	867.30	LT
MONROE CNTY NY INDL DEV								
TAX SR C BE/R/								
RATE 05 046% MATURES 07/01/28								
ACCRUED INTEREST \$7,569.00								
CUSIP 61075TGO5								
Moody Aa3 S&P AA-								
EAI \$15,138 Current yield 4.33%	Jan 06, 14	300,000,000	100,313	300,941.87	116,611	349,833.00	48,891.13	LT
Original cost basis \$301,404.00								
TRUSTEES BOSTON COLLEGE								
TAX RV BE/R/								
RATE 04 519% MATURES 07/01/28								
ACCRUED INTEREST \$4,519.00								
CUSIP 898365AP6								
Moody Aa3 S&P AA-								
EAI \$9,038 Current yield 4.05%	Aug 14, 13	200,000,000	100,000	200,000.00	111,503	223,006.00	23,006.00	LT
VIRGINIA CLGE BLDG AU VA								
TAX SR B RV BE/R/								
RATE 04 000% MATURES 09/01/28								
ACCRUED INTEREST \$3,999.99								
CUSIP 927781W83								
Moody Aa1 S&P AA+								
EAI \$12,000 Current yield 3.66%	Oct 24, 13	300,000,000	100,000	300,000.00	109,357	328,071.00	28,071.00	LT



Managed Accounts Consulting
December 2019

Account name:

INMAAT FOUNDATION

EIN#: 45-3814655

Your assets • Fixed income • Municipal securities (continued)

Holding	Trade date	Total face value at maturity (\$)	Purchase price(\$)	Adjusted cost basis (\$)	Price on Dec 31 (\$)	Value on Dec 31 (\$)	Unrealized gain or loss (\$)	Holding period
CALIFORNIA EDL FACS AUTH								
TAX SR A RV BE/R/								
RATE 04 014% MATURES 10/01/28								
ACCRUED INTEREST \$1,806 30								
CUSIP 130178X35								
Moody A2 S&P Not rated								
EAI \$7.225 Current yield 3 66%	Mar 13, 13	180,000 000	100 000	180,000 00	109 532	197,157 60	17,157 60	LT
OHIO ST HIGHER EDL FAC C								
TAX RV BE/R/								
RATE 03 609% MATURES 11/01/28								
CALLABLE 11/01/23 @ 100 00								
ACCRUED INTEREST \$1,203 00								
CUSIP 67756DAR7								
Moody Aa3 S&P AA								
EAI \$7.218 Current yield 3 47%	Apr 04, 13	200,000 000	100 000	200,000 00	104 059	208,118 00	8,118 00	LT
MINNETONKA MN ISD#276								
TAX SR C BE/R/								
RATE 04 000% MATURES 02/01/29								
CALLABLE 02/01/22 @ 100 00								
ACCRUED INTEREST \$1,666 67								
CUSIP 604195YA9								
Moody Aaa S&P Not rated								
EAI \$4,000 Current yield 3 89%								
Original cost basis \$103,863 00	Jan 29, 15	100,000 000	102 732	102,732 43	102 801	102,801 00	68 57	LT
ARKANSAS ST								
TAX BE/R/								
RATE 02 750% MATURES 07/01/29								
DATED DATE 06/19/19								
CALLABLE 07/01/27 @ 100 00								
ACCRUED INTEREST \$1,466 67								
CUSIP 041042G97								
Moody Aa1 S&P AA								
EAI \$2.750 Current yield 2 71%	Jun 06, 19	100,000 000	100 000	100,000 00	101 473	101,473 00	1,473 00	ST



Managed Accounts Consulting
December 2019

Account name

INMAAT FOUNDATION

EIN#: 45-3814655

Your assets • Fixed income • Municipal securities (continued)

Holding	Trade date	Total face value at maturity (\$)	Purchase price(\$)	Adjusted cost basis (\$)	Price on Dec 31 (\$)	Value on Dec 31 (\$)	Unrealized gain or loss (\$)	Holding period
SANDWICH MA								
TAX SR B BE/R/								
RATE 03 540% MATURES 07/15/29								
CALLABLE 07/15/23 @ 100 00								
ACCRUED INTEREST \$4,570 52								
CUSIP 800239PL3								
Moody Not rated S&P AA+								
EAI \$9,912 Current yield 3 44%	May 30, 13	280,000 000	100 000	280,000 00	102 799	287,837 20	7,837 20	LT
TENNESSEE ST SCH BD AUTH								
TAX SR C RV BE/R/								
RATE 03 124% MATURES 11/01/29								
CALLABLE 11/01/27 @ 100 00								
ACCRUED INTEREST \$520 67								
CUSIP 880558LD1								
Moody Aa1 S&P AA+								
EAI \$3,124 Current yield 3 04%	Sep 14, 17	100,000 000	100 000	100,000 00	102 694	102,694 00	2,694 00	LT
WESTCHESTER CNTY NY								
TAX SR B BE/R/								
RATE 03 625% MATURES 11/01/29								
CALLABLE 11/01/26 @ 100 00								
ACCRUED INTEREST \$604 17								
CUSIP 95736U5G5								
Moody Aa1 S&P AA+								
EAI \$3,625 Current yield 3 44%	Nov 29, 18	100,000 000	99 329	99,329 00	105 481	105,481 00	6,152 00	LT
COLUMBUS OH								
TAX BE/R/								
RATE 04 000% MATURES 02/15/30								
CALLABLE 02/15/24 @ 100 00								
ACCRUED INTEREST \$1,511 11								
CUSIP 199492LH0								
Moody Aaa S&P AAA								
EAI \$4,000 Current yield 3 76%	Jun 05, 14	100,000 000	100 000	100,000 00	106 501	106,501 00	6,501 00	LT



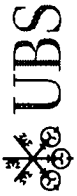
Managed Accounts Consulting
December 2019

Account name: INMAAT FOUNDATION

EIN#: 45-3814655

Your assets • Fixed income • Municipal securities (continued)

Holding	Trade date	Total face value at maturity (\$)	Purchase price(\$)	Adjusted cost basis (\$)	Price on Dec.31 (\$)	Value on Dec.31 (\$)	Unrealized gain or loss (\$)	Holding period
UNIV OK TAX RV BE/R/								
RATE 06 102% MATURES 07/01/30								
CALLABLE 07/01/20 @ 100 00								
ACCRUED INTEREST \$3,051 00								
CUSIP 9147603L5								
Moody Not rated S&P A+								
EAI \$6.102 Current yield 6.00%	Oct 11, 12	100,000 000	115 612	115,612.00 ¹	101 754	101,754 00	-13,858 00	LT
NEW YORK CITY TRANSITION								
TAX A-2 RV BE/R/								
RATE 04 500% MATURES 11/01/30								
CALLABLE 11/01/23 @ 100 00								
ACCRUED INTEREST \$2,250 00								
CUSIP 64971Q7Q0								
Moody Aa1 S&P AAA								
EAI \$13.500 Current yield 4.21%								
Original cost basis \$301,911 00	Oct 24, 13	300,000 000	100 459	301,377 28	106 927	320,781 00	19,403 72	LT
MASSACHUSETTS ST COLLEGE								
TAX SR B RV BE/R/								
RATE 04 000% MATURES 05/01/31								
CALLABLE 11/01/28 @ 100 00								
ACCRUED INTEREST \$666 67								
CUSIP 575831EF5								
Moody Aa2 S&P AA-								
EAI \$4.000 Current yield 3.68%								
Original cost basis \$102,025 00	Jan 16, 19	100,000 000	101 900	101,900 60	108 705	108,705 00	6,804 40	ST
RHODE ISLAND HEALTH & ED								
SR B BE/R/								
RATE 05 000% MATURES 08/15/31								
CALLABLE 08/15/22 @ 100 00								
ACCRUED INTEREST \$3,777 78								
CUSIP 762197KY6								
Moody A1 S&P Not rated								
EAI \$10.000 Current yield 4.61%								
Original cost basis \$226,844 00	Jul 20, 12	200,000 000	103 979	207,959 92	108 538	217,076 00	9,116 08	LT



Managed Accounts Consulting
December 2019

Account name

INMAAT FOUNDATION

EIN#: 45-3814655

Your assets • Fixed income • Municipal securities (continued)

Holding	Trade date	Total face value at maturity (\$)	Purchase price(\$)	Adjusted cost basis (\$)	Price on Dec 31 (\$)	Value on Dec 31 (\$)	Unrealized gain or loss (\$)	Holding period
MASSACHUSETTS DEVT FIN A								
RV	BE/R/							
RATE 05 000% MATURES 10/01/31								
CALLABLE 10/01/22 @ 100 00								
ACCRUED INTEREST \$ 1,250 00								
CUSIP 57583USP4								
Moody A1 S&P Not rated								
EAI \$ 5,000 Current yield 4 58%								
Original cost basis \$ 114,346 00	Aug 17, 12	100,000 000	104 405	104,405 36	109 256	109,256 00	4,850 64	LT
MET GOVT NASHVILLE & DAV								
TAX RV	BE/R/							
RATE 02 990% MATURES 10/01/31								
ACCRUED INTEREST \$ 747 50								
CUSIP 592041XU6								
Moody Aa1 S&P AA+								
EAI \$ 2,990 Current yield 2 89%	Oct 27, 16	100,000 000	100 000	100,000 00	103 472	103,472 00	3,472 00	LT
BALTIMORE CNTY MD								
TAX 2012	BE/R/							
RATE 03 569% MATURES 08/01/32								
ACCRUED INTEREST \$ 1,487 08								
CUSIP 05914FMM9								
Moody Aaa S&P AAA								
EAI \$ 3,569 Current yield 3 33%	Nov 28, 12	100,000 000	100 000	100,000 00	107 321	107,321 00	7,321 00	LT
CUMBERLAND CO PA MUN AU								
RV	BE/R/							
RATE 05 000% MATURES 11/01/32								
CALLABLE 11/01/22 @ 100 00								
ACCRUED INTEREST \$ 1,666 66								
CUSIP 230614FZ7								
Moody Not rated S&P A+								
EAI \$ 10,000 Current yield 4 57%	Aug 23, 12	200,000 000	104 312	208,625 11	109 444	218,888 00	10,262 89	LT
Original cost basis \$ 227,456 00								



Managed Accounts Consulting
December 2019

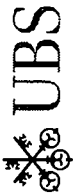
Account name:

INMAAT FOUNDATION

EIN#: 45-3814655

YOUR assets • Fixed income • Municipal securities (continued)

Holding	Trade date	Total face value at maturity (\$)	Purchase price(\$)	Adjusted cost basis (\$)	Price on Dec 31 (\$)	Value on Dec 31 (\$)	Unrealized gain or loss (\$)	Holding period
SHREWSBURY MA								
TAX SR A	BE/R/							
RATE 03 500% MATURES 11/15/32								
CALLABLE 01/30/20 @ 100 00								
ACCRUED INTEREST \$916 80								
CUSIP 825502XF9								
Moody Aa2	S&P Not rated							
EAI \$7,175	Current yield 3 50%	205,000 000	100 000	205,000 00	100 114	205,233 70	233 70	LT
GEORGIA ST								
TAX SR E	BE/R/							
RATE 04 530% MATURES 02/01/33								
CALLABLE 02/01/23 @ 100 00								
ACCRUED INTEREST \$3,775 00								
CUSIP 373384J98								
Moody Aaa	S&P AAA							
EAI \$9,060	Current yield 4 25%	200,000 000	100 000	200,000 00	106 464	212,928 00	12,928 00	LT
UNIV NC CHARLOTTE								
TAX SR B RV	BE/R/							
RATE 03 923% MATURES 04/01/33								
CALLABLE 04/01/23 @ 100 00								
ACCRUED INTEREST \$2,451 87								
CUSIP 914716ZK4								
Moody Aa3	S&P A+							
EAI \$9,808	Current yield 3 85%	250,000 000	100 000	250,000 00	101 887	254,717 50	4,717 50	LT
MASSACHUSETTS DEVT FIN A								
TAX SR IRV	BE/R/							
RATE 04 305% MATURES 07/01/33								
CALLABLE 07/01/25 @ 100 00								
ACCRUED INTEREST \$2,152 50								
CUSIP 57583U5W4								
Moody Aa3	S&P AA							
EAI \$4,305	Current yield 4 05%	100,000 000	100 000	100,000 00	106 311	106,311 00	6,311 00	LT



Managed Accounts Consulting
December 2019

Account name

INMAAT FOUNDATION

EIN#: 45-3814655

Your assets • Fixed income • Municipal securities (continued)

Holding	Trade date	Total face value at maturity (\$)	Purchase price(\$)	Adjusted cost basis (\$)	Price on Dec 31 (\$)	Value on Dec 31 (\$)	Unrealized gain or loss (\$)	Holding period
AUGUSTA GA WTR & SWR								
TAX RV OID98 741 BE/R/								
RATE 05 000% MATURES 10/01/33								
CALLABLE 10/01/23 @ 100 00								
ACCRUED INTEREST \$3,750 00								
CUSIP 051249HJ2								
Moody A1 S&P A+								
EAI \$15,000 Current yield 4 64%	Jul 17, 13	300,300 000	98 741	296,223 00	107 824	323,472 00	27,249 00	LT
SOUTHWEST HGHR ED AU INC								
TAX SR B RV BE/R/								
RATE 04 156% MATURES 10/01/33								
CALLABLE 10/01/23 @ 100 00								
ACCRUED INTEREST \$2,078 00								
CUSIP 845040JPO								
Moody Aa3 S&P AA-								
EAI \$8,312 Current yield 3 97%	Mar 20, 13	200,000 000	100 000	200,000 00	104 807	209,614 00	9,614 00	LT
NEW YORK ST DORM AUTH								
TAX SR B RV BE/R/								
RATE 03 974% MATURES 07/01/34								
CALLABLE 07/01/28 @ 100 00								
ACCRUED INTEREST \$4,967 50								
CUSIP 64990C7GO								
Moody Aa2 S&P AA-								
EAI \$9,935 Current yield 3 67%	May 04, 18	250,000 000	100 000	250,000 00	108 273	270,682 50	20,682 50	LT
COLUMBUS OH								
TAX SR C BE/R/								
RATE 02 782% MATURES 04/01/35								
DATED DATE 10/16/19								
CALLABLE 04/01/29 @ 100 00								
ACCRUED INTEREST \$579 58								
CUSIP 199492B40								
Moody Aaa S&P AAA								
EAI \$2,782 Current yield 2 90%	Oct 04, 19	100,000 000	100 000	100,000 00	96 088	96,088 00	-3,912 00	ST



Managed Accounts Consulting
December 2019

EIN#: 45-3814655

Account name.

INMAAT FOUNDATION

Your assets › Fixed income › Municipal securities (continued)

Holding	Trade date	Total face value at maturity (\$)	Purchase price(\$)	Adjusted cost basis (\$)	Price on Dec 31 (\$)	Value on Dec 31 (\$)	Unrealized gain or loss (\$)	Holding period
PENN DELCO PA SCH BE/R/								
RATE 04 000% MATURES 06/01/36								
CALLABLE 06/01/22 @ 100 00								
ACCRUED INTEREST \$666 66								
CUSIP 707332PD8								
Moody Not rated S&P AA								
EAI \$8,000 Current yield 3 81%								
Original cost basis \$214,398 00								
	Dec 04, 12	200,000 000	102 055	204,110 33	104 968	209,936 00	5,825 67	LT
HAWAII ST								
TAX SR FP BE/R/								
RATE 03 940% MATURES 05/01/37								
CALLABLE 05/01/27 @ 100 00								
ACCRUED INTEREST \$656 67								
CUSIP 419792TG1								
Moody Aa1 S&P AA+								
EAI \$3,940 Current yield 3 73%								
	May 11, 17	100,000 000	100 000	100,000 00	105 579	105,579 00	5,579 00	LT
Total		\$6,175,000.000		\$6,235,981.26		\$6,575,690.80	\$339,709 54	

FIDELITY
FAMILY
OFFICE
SERVICES

INVESTMENT REPORT
December 1, 2019 - December 31, 2019

Holdings

Bonds

Description	Maturity	Quantity	Price Per Unit	Total Market Value	Cost Basis	Unrealized Gain/Loss	Est. Annual Income (EAI)	Coupon Rate
Asset Backed Securities								
DISCOVER CARD EXE TR SER 10/17/22	10/17/22	100,000,000	\$100.0121	\$100,012,070	\$100,131,090	-\$119,020	\$1,899.96	1.900%
2015-2 CL A				\$84.44				
FIXED COUPON MOODYS Aaa S&P AAA MONTHLY CUR FACTOR 100000000 CUR FACE 100000000 CUSIP 254683BP9								
BA CREDIT CARD TR SER 2018-1A 07/17/23	07/17/23	100,000,000	100.9853	100,985,310	99,996,210	989,100	2,700.00	2.700%
CL A				120.00				
FIXED COUPON MOODYS Aaa MONTHLY CUR FACTOR 100000000 CUR FACE 100000000 CUSIP 05522RCY2								
CAPITAL ONE SER 2017-A3 CL A3 01/15/25	01/15/25	100,000,000	101.2654	101,265,430	100,963,130	302,300	2,430.00	2.430%
				108.00				
FIXED COUPON S&P AAA MONTHLY CUR FACTOR 100000000 CUR FACE 100000000 CUSIP 14041NFM8								
WORLD FIN NET CCMT SER 04/15/26	04/15/26	100,000,000	100.8377	100,837,730	100,724,840	112,890	2,490.00	2.490%
2019-B CL A				110.67				
FIXED COUPON S&P AAA MONTHLY CUR FACTOR 100000000 CUR FACE 100000000 CUSIP 981464HC7								
Total Asset Backed Securities (8% of account holdings)				\$403,100.54	\$401,815.27	\$1,285.27	\$9,519.96	
Corporate Bonds								
BANK NEW YORK MTN BK ENT 02/24/20	02/24/20	75,000,000	\$100.0080	\$75,006,000	\$74,893,000	\$113,000	\$806.25	2.150%
				\$568.85				
FIXED COUPON MOODYS A1 S&P A SEMIANNUALLY NEXT CALL DATE 01/24/2020 CONT CALL 01/24/2020 CUSIP 06406HCZ0								
UNITEDHEALTH GROUP INC NOTE 07/15/20	07/15/20	100,000,000	100.4160	100,416,000	100,177,070	238,930	2,700.00	2.700%
				1,245.00				
FIXED COUPON MOODYS A3 S&P A+ SEMIANNUALLY MAKE WHOLE CALL CUSIP 91324PCM2								
CVS HEALTH CORP NOTE CALL 07/20/20	07/20/20	55,000,000	100.2850	55,156,750	55,239,790	-83,040	1,540.00	2.800%
MAKE WHOLE				688.72				
FIXED COUPON MOODYS Baa2 S&P BBB SEMIANNUALLY NEXT CALL DATE 06/20/2020 CONT CALL 06/20/2020 MAKE WHOLE CALL CUSIP 126650CJ7								

FIDELITY
FAMILY
OFFICE
SERVICES

INVESTMENT REPORT
December 1, 2019 - December 31, 2019

Holdings

Description	Maturity	Quantity	Price Per Unit	Total Market Value	Total Cost Basis	Unrealized Gain/Loss	Est. Annual Income (EAI)	Coupon Rate
Bonds (continued)								
Corporate Bonds (continued)								
AMERICAN EXPRESS CR CORP BE MTN	09/14/20	100,000,000	100.3680	100,368,000 772.78	100,022,680 ^B	345.32	2,600.00	2.600
FIXED COUPON MOODYS A2	S&P A- SEMIANNUALLY NEXT CALL DATE 08/14/2020	100,000,000	104.2610	104,261,000	102,865,200 ^B	1,395.80	4,650.00	4.650
GENERAL ELEC CAP CORP MTN BE	10/17/21	100,000,000	104.2610	104,261,000 955.83	102,865,200 ^B	1,395.80	4,650.00	4.650
FIXED COUPON MOODYS Baa1	S&P BBB+ SEMIANNUALLY CUSIP 36962G5J9	90,000,000	100.9990	90,899,100	90,318,400 ^B	580.70	2,115.00	2.350
MERCK & CO INC NOTE CALL MAKE WHOLE	02/10/22	90,000,000	100.9990	90,899,100 828.37	90,318,400 ^B	580.70	2,115.00	2.350
FIXED COUPON MOODYS A1	S&P AA SEMIANNUALLY MAKE WHOLE CALL CUSIP 58933YAQ8	105,000,000	101.8550	106,947,750 554.17	103,933,750 ^B	3,014.00	2,625.00	2.500
ORACLE CORP NOTE CALL MAKE WHOLE	10/15/22	105,000,000	101.8550	106,947,750 554.17	103,933,750 ^B	3,014.00	2,625.00	2.500
FIXED COUPON MOODYS A1	S&P A+ SEMIANNUALLY MAKE WHOLE CALL CUSIP 68389XAP0	115,000,000	105.8210	121,694,150 349.79	115,073,390 ^B	6,620.76	4,197.50	3.650
SCHLUMBERGER INVT SA NOTE CALL MAKE WHOLE	12/01/23	115,000,000	105.8210	121,694,150 349.79	115,073,390 ^B	6,620.76	4,197.50	3.650
FIXED COUPON MOODYS A1	S&P A+ SEMIANNUALLY NEXT CALL DATE 09/01/2023	100,000,000	106.0150	106,015,000	100,797,250 ^B	5,217.75	3,600.00	3.600
COMCAST CORP NEW NOTE CALL MAKE WHOLE	03/01/24	100,000,000	106.0150	106,015,000 1,200.00	100,797,250 ^B	5,217.75	3,600.00	3.600
FIXED COUPON MOODYS A3	S&P A- SEMIANNUALLY MAKE WHOLE CALL CUSIP 20030NBJ9	75,000,000	104.4000	78,300,000	74,591,500 ^B	3,708.50	2,718.74	3.625
JOHNSON CONTROLS INTERNATIONAL NOTE	07/02/24	75,000,000	104.4000	78,300,000 1,351.82	74,591,500 ^B	3,708.50	2,718.74	3.625
FIXED COUPON MOODYS Baa2	S&P BBB+ SEMIANNUALLY NEXT CALL DATE 04/02/2024	100,000,000	99.4630	99,463,000	99,409,000 ^B	54.00	1,933.33	2.000
3M CO NOTE CALL MAKE WHOLE	02/14/25	100,000,000	99.4630	99,463,000 694.44	99,409,000 ^B	54.00	1,933.33	2.000
FIXED COUPON MOODYS A1	S&P AA- SEMIANNUALLY NEXT CALL DATE 01/14/2025	105,000,000	105.4530	110,725,650 1,181.25	105,963,060 ^B	4,762.59	3,543.76	3.375
DTE ELEC CO BOND CALL MAKE WHOLE	03/01/25	105,000,000	105.4530	110,725,650 1,181.25	105,963,060 ^B	4,762.59	3,543.76	3.375
FIXED COUPON MOODYS Aa3	S&P A SEMIANNUALLY NEXT CALL DATE 12/01/2024	100,000,000	107.4560	107,456,000	100,508,030 ^B	6,947.97	3,875.00	3.875
BANK AMER CORP MTN	08/01/25	100,000,000	107.4560	107,456,000 1,614.58	100,508,030 ^B	6,947.97	3,875.00	3.875
FIXED COUPON MOODYS A2	S&P A- SEMIANNUALLY CUSIP 06051GFS3	100,000,000	106.1880	106,188,000	102,855,840 ^B	3,332.16	3,650.00	3.650
ANHEUSER BUSCH INBEV FIN INC NOTE	02/01/26	100,000,000	106.1880	106,188,000 1,520.83	102,855,840 ^B	3,332.16	3,650.00	3.650
FIXED COUPON MOODYS Baa1	S&P A- SEMIANNUALLY NEXT CALL DATE 11/01/2025	100,000,000	107.4560	107,456,000	100,508,030 ^B	6,947.97	3,875.00	3.875

FIDELITY
FAMILY
OFFICE
SERVICES

INVESTMENT REPORT
December 1, 2019 - December 31, 2019

Holdings

Description	Maturity	Quantity	Price Per Unit	Total Market Value	Total Cost Basis	Unrealized Gain/Loss	Est. Annual Income (EAI)	Coupon Rate
Corporate Bonds (continued)								
AT&T INC NOTE CALL MAKE WHOLE	02/17/26	100,000,000	108.3940	108,394.00	101,811.83B	6,582.17	4,125.00	4.125
FIXED COUPON MOODYS Baa2 S&P BBB SEMIANNUALLY NEXT CALL DATE 11/17/2025 CONT CALL 11/17/2025 MAKE WHOLE CALL CUSIP 00206RCT7	04/01/26	90,000,000	105.2650	94,738.50	91,079.86B	3,658.64	2,970.00	3.300
JPMORGAN CHASE & CO NOTE	04/01/26	90,000,000	105.2650	94,738.50	91,079.86B	3,658.64	2,970.00	3.300
FIXED COUPON MOODYS A2 S&P A- SEMIANNUALLY NEXT CALL DATE 01/01/2026 CONT CALL 01/01/2026 CUSIP 46625HQW3	01/15/27	100,000,000	100.1180	100,118.00	92,210.00B	7,908.00	2,900.00	2.900
CBS CORP NEW NOTE CALL MAKE WHOLE	01/15/27	100,000,000	100.1180	100,118.00	92,210.00B	7,908.00	2,900.00	2.900
FIXED COUPON MOODYS Baa2 S&P BBB SEMIANNUALLY NEXT CALL DATE 10/15/2026 CONT CALL 10/15/2026 MAKE WHOLE CALL CUSIP 124857AR4	06/01/27	100,000,000	105.8140	105,814.00	100,959.56B	4,854.44	3,450.00	3.450
SHERWIN WILLIAMS CO NOTE CALL MAKE WHOLE	06/01/27	100,000,000	105.8140	105,814.00	100,959.56B	4,854.44	3,450.00	3.450
FIXED COUPON MOODYS Baa3 S&P BBB SEMIANNUALLY NEXT CALL DATE 03/01/2027 CONT CALL 03/01/2027 MAKE WHOLE CALL CUSIP 824348AW6	11/15/27	100,000,000	104.3520	104,352.00	105,026.73B	-674.73	3,150.00	3.150
WASTE MGMT INC DEL NOTE CALL MAKE WHOLE	11/15/27	100,000,000	104.3520	104,352.00	105,026.73B	-674.73	3,150.00	3.150
FIXED COUPON MOODYS Baa1 S&P A- SEMIANNUALLY NEXT CALL DATE 08/15/2027 CONT CALL 08/15/2027 MAKE WHOLE CALL CUSIP 94106LBE8	04/30/28	100,000,000	109.6720	109,672.00	99,766.00B	9,906.00	4,100.00	4.100
KEYCORP MEDIUM TERM NTS BE MTN	04/30/28	100,000,000	109.6720	109,672.00	99,766.00B	9,906.00	4,100.00	4.100
FIXED COUPON MOODYS Baa1 S&P BBB+ SEMIANNUALLY CUSIP 49326EEG4	09/21/28	100,000,000	109.1114	109,111.40	99,515.00B	9,596.40	3,750.00	3.750
INTERCONTINENTAL EXCHANGE INC NOTE	09/21/28	100,000,000	109.1114	109,111.40	99,515.00B	9,596.40	3,750.00	3.750
FIXED COUPON MOODYS A2 S&P A SEMIANNUALLY NEXT CALL DATE 06/21/2028 CONT CALL 06/21/2028 MAKE WHOLE CALL CUSIP 45866FAJ3	02/01/29	50,000,000	111.6360	55,818.00	51,683.33B	4,134.67	2,000.00	4.000
THE CHARLES SCHWAB CORPORATION NOTE	02/01/29	50,000,000	111.6360	55,818.00	51,683.33B	4,134.67	2,000.00	4.000
FIXED COUPON MOODYS A2 S&P A SEMIANNUALLY NEXT CALL DATE 11/01/2028 CONT CALL 11/01/2028 MAKE WHOLE CALL CUSIP 808513AZ8	08/15/29	100,000,000	99.3280	99,328.00	99,887.00B	-559.00	2,456.81	2.450
DUKE ENERGY CAROLINAS LLC BOND	08/15/29	100,000,000	99.3280	99,328.00	99,887.00B	-559.00	2,456.81	2.450
FIXED COUPON MOODYS Aa2 S&P A SEMIANNUALLY NEXT CALL DATE 05/15/2029 CONT CALL 05/15/2029 MAKE WHOLE CALL CUSIP 26442CAY0								
Total Corporate Bonds (45% of account holdings)				\$2,250,242.30	\$2,168,587.27	\$81,655.03	\$69,456.39	
Municipal Bonds								
ENERGY NORTHWEST WASH ELEC REV REV	07/01/22	120,000,000	\$102.6150	\$123,138.00	\$120,002.82B	\$3,135.18	\$3,543.60	2.953%
FIXED COUPON MOODYS Aa1 S&P AA- SEMIANNUALLY MAKE WHOLE CALL CUSIP 29270CYQ2				\$1,771.80				

FIDELITY
FAMILY
OFFICE
SERVICES

INVESTMENT REPORT
December 1, 2019 - December 31, 2019

Holdings

Description	Maturity	Quantity	Price Per Unit	Total Market Value Accrued Interest (AI)	Total Cost Basis	Unrealized Gain/Loss	Est. Annual Income (EAI)	Coupon Rate
Bonds (continued)								
Municipal Bonds (continued)								
PETERS TWP PA SCH DIST WASHINGTON CNTY	09/01/23	115,000,000	101.3630	116,567.45 1,096.33	115,003.68 ^B	1,563.77	3,289.00	2.860
FIXED COUPON MOODYS Aa2 SEMIANNUALLY NEXT CALL DATE 09/01/2022 CUSIP 716090SV8								
NEW YORK N Y CITY TRANSITIONAL FIN	08/01/24	125,000,000	102.3740	127,967.50 1,484.37	124,566.25 ^B	3,401.25	3,562.50	2.850
FIXED COUPON MOODYS Aa1 S&P AAA SEMIANNUALLY MAKE WHOLE CALL CUSIP 64971QWM1								
Total Municipal Bonds (7% of account holdings)				\$367,672.95 ^(A)	\$359,572.75	\$8,100.20	\$10,395.10	
US Treasury/Agency Securities								
UNITED STATES TREAS NTS NOTE	02/29/20	50,000,000	\$99.9540	\$49,977.00 \$232.31	\$49,702.27 ^B	\$274.73	\$343.75	1.375%
FIXED COUPON MOODYS Aaa SEMIANNUALLY CUSIP 912828J50								
FEDERAL HOME LOAN BANKS	06/12/20	50,000,000	100.0280	50,014.00 46.18	50,041.95 ^B	-27.95	437.50	1.750
FIXED COUPON MOODYS Aaa S&P AA+ SEMIANNUALLY CUSIP 313383HU8								
UNITED STATES TREAS NTS NOTE	08/15/20	100,000,000	99.9220	99,922.00 566.58	99,486.56 ^B	435.44	1,500.00	1.500
FIXED COUPON MOODYS Aaa SEMIANNUALLY CUSIP 912828Q2								
UNITED STATES TREAS NTS NOTE	02/28/21	95,000,000	100.4100	95,389.50 642.03	95,279.18 ^B	110.32	1,900.00	2.000
FIXED COUPON MOODYS Aaa SEMIANNUALLY CUSIP 912828B90								
UNITED STATES TREAS NTS	08/31/21	50,000,000	100.6600	50,330.00 337.91	49,902.58 ^B	427.42	1,000.00	2.000
FIXED COUPON MOODYS Aaa SEMIANNUALLY CUSIP 912828D72								
FEDERAL HOME LOAN BANKS	12/10/21	120,000,000	101.8580	122,229.60 183.75	121,931.60 ^B	298.00	3,150.00	2.625
FIXED COUPON MOODYS Aaa S&P AA+ SEMIANNUALLY CUSIF 313376C94								
UNITED STATES TREAS NTS NOTE	02/28/22	100,000,000	100.3750	100,375.00 591.35	100,447.53 ^B	-72.53	1,750.00	1.750
FIXED COUPON MOODYS Aaa SEMIANNUALLY CUSIP 912828J43								
UNITED STATES TREAS NTS NOTE	06/30/22	100,000,000	100.4140	100,414.00 4.81	99,677.97 ^B	736.03	1,750.00	1.750
FIXED COUPON MOODYS Aaa SEMIANNUALLY CUSIP 912828XW5								

FIDELITY
FAMILY
OFFICE
SERVICES

INVESTMENT REPORT
December 1, 2019 - December 31, 2019

Holdings

Description	Maturity	Quantity	Price Per Unit	Total Market Value	Total Cost Basis	Unrealized Gain/Loss	Est. Annual Income (EAI)	Coupon Rate
US Treasury/Agency Securities (continued)								
TENNESSEE VALLEY AUTH BOND	08/15/22	125,000 000	100 4040	125,505 00 885 42	123,912 50 ^B	1,592 50	2,343 74	1 875
FIXED COUPON MOODYS Aaa S&P AA+ SEMIANNUALLY CUSIP 880591EN8								
UNITED STATES TREAS NOTES	02/28/23	70,000 000	103 0940	72,165 80 620 91	68,927 19 ^B	3,238 61	1,837 50	2 625
FIXED COUPON MOODYS Aaa SEMIANNUALLY CUSIP 9128284A5								
UNITED STATES TREAS NTS	05/15/23	90,000 000	100 3870	90,348 30 203 37	90,674 28 ^B	-325 98	1,575 00	1 750
FIXED COUPON MOODYS Aaa SEMIANNUALLY CUSIP 912828VB3								
UNITED STATES TREAS NTS	08/15/23	90,000 000	102 9960	92,696 40 849 86	93,182 56 ^B	-486 16	2,250 00	2 500
NOTE								
FIXED COUPON MOODYS Aaa SEMIANNUALLY CUSIP 912828VS6								
UNITED STATES TREAS NTS	02/29/24	100,000 000	101 8560	101,856 00 718 06	101,928 88 ^B	-72 88	2,125 00	2 125
NOTE								
FIXED COUPON MOODYS Aaa SEMIANNUALLY CUSIP 912828W48								
UNITED STATES TREAS NTS	08/15/24	95,000 000	103 0630	97,909 85 852 22	98,327 55 ^B	-417 70	2,256 24	2 375
NOTE								
FIXED COUPON MOODYS Aaa SEMIANNUALLY CUSIP 912828D56								
UNITED STATES TREAS NTS	11/15/24	90,000 000	102 6210	92,358 90 261 47	91,331 23 ^B	1,027 67	2,025 00	2 250
NOTE								
FIXED COUPON MOODYS Aaa SEMIANNUALLY CUSIP 912828G38								
UNITED STATES TREAS NTS	02/15/25	100,000 000	101 4450	101,445 00 755 43	98,760 00 ^B	2,685 00	2,000 00	2 000
FIXED COUPON MOODYS Aaa SEMIANNUALLY CUSIP 912828J27								
UNITED STATES TREAS NTS	08/15/25	80,000 000	101 3710	81,096 80 604 35	80,947 18 ^B	149 62	1,600 00	2 000
NOTE								
FIXED COUPON MOODYS Aaa SEMIANNUALLY CUSIP 912828K74								
UNITED STATES TREAS NTS	02/15/26	70,000 000	99 1210	69,384 70 429 65	64,065 47 ^B	5,319 23	1,137 50	1 625
NOTE								
FIXED COUPON MOODYS Aaa SEMIANNUALLY CUSIP 912828P45								
UNITED STATES TREAS NTS	02/15/27	50,000 000	102 8090	51,404 50 424 93	47,260 00 ^B	4,144 50	1,125 00	2 250
NOTE								
FIXED COUPON MOODYS Aaa SEMIANNUALLY CUSIP 912828V98								

FIDELITY
FAMILY
OFFICE
SERVICES

INVESTMENT REPORT
December 1, 2019 - December 31, 2019

Holdings

Description	Maturity	Quantity	Price Per Unit	Total Market Value Accrued Interest (AI)	Total Cost Basis	Unrealized Gain/Loss	Est. Annual Income (EAI)	Coupon Rate
Bonds (continued)								
US Treasury/Agency Securities (continued)								
FEDERAL HOME LOAN BANKS BOND	03/12/27	100,000 000	106 7230	106,723 00 908 33	103,255 38 ^B	3,467 62	3,000 00	3 000
FIXED COUPON MOODY'S Aaa S&P AA+ SEMIANNUALLY CUSIP 3130A3DU5								
UNITED STATES TREAS NOTES	02/15/28	50,000 000	106 6130	53,306 50 519 36	49,086 17 ^B	4,220 33	1,375 00	2 750
FIXED COUPON MOODY'S Aaa SEMIANNUALLY CUSIP 9128283W8								
UNITED STATES TREAS NTS	02/15/29	50,000 000	106 0550	53,027 50 495 75	52,460 55 ^B	566 95	1,312 50	2 625
FIXED COUPON MOODY'S Aaa SEMIANNUALLY CUSIP 912828631								
UNITED STATES TREAS NTS	08/15/29	75,000 000	97 4960	73,122 00 460 34	73,524 65 ^B	-402 65	1,218 74	1 625
FIXED COUPON MOODY'S Aaa SEMIANNUALLY CUSIP 912828Y90								
Total US Treasury/Agency Securities (39% of account holdings)				\$1,931,001 35 ^(A)	\$1,904,113 23	\$26,888 12	\$39,012 47	

TOTAL U.S. AND STATE GOVERNMENT OBLIGATIONS - SUM OF ^(A) = \$2,298,674

Holdings

Mutual Funds

Description	Quantity	Price Per Unit	Total Market Value	Total Cost Basis	Unrealized Gain/Loss	Est. Annual Income (EAI)	Est. Yield (EY)
Bond Funds							
DOUBLELINE TOTAL RETURN BOND FD CL I (DBLTX)	42,035.186	\$10.6300	\$446,834.02	\$458,056.69	-\$11,222.67	\$16,335.75	3.660%
Total Bond Funds (43% of account holdings)			\$446,834.02	\$458,056.69	-\$11,222.67	\$16,335.75	
Total Mutual Funds (43% of account holdings)			\$446,834.02	\$458,056.69	-\$11,222.67	\$16,335.75	

Exchange Traded Products

Includes exchange-traded funds (ETFs), exchange-traded notes (ETNs), and other exchange-traded vehicles

Description	Quantity	Price Per Unit	Total Market Value	Total Cost Basis	Unrealized Gain/Loss	Est. Annual Income (EAI)	Est. Yield (EY)
Equity ETPs							
ISHARES RUSSELL 1000 ETF (IWB)	3,293.434	\$178.4200	\$587,614.49	\$310,401.50	\$277,212.99	\$10,074.84	1.710%
Total Equity ETPs (56% of account holdings)			587,614.49	310,401.50	277,212.99	10,074.84	
Total Exchange Traded Products (56% of account holdings)			\$587,614.49	\$310,401.50	\$277,212.99	\$10,074.84	
Total Holdings			\$1,040,093.01	\$768,458.19	\$265,990.32	\$26,519.82	

FIDELITY
FAMILY
OFFICE
SERVICES

INVESTMENT REPORT
December 31, 2019 - December 31, 2019

Holdings

Stocks

Description	Quantity	Price Per Unit	Total Market Value	Total Cost Basis	Unrealized Gain/Loss	Est. Annual Income (EAI)	Est. Yield (EY)
Common Stock							
DEUTSCHE BANK AG ORD NPV (REGD)(DB)	179 000	\$7.7800	\$1,392.62	\$2,834.36	-\$1,441.74	\$19.69	1.410%
ALLEGION PLC COM USD0.01(ALLE)	23 000	124.5400	2,864.42	890.57	1,973.85	24.84	0.870
ALLERGAN PLC. COM USD0.0001(AGN)	44 000	191.1700	8,411.48	8,503.91	-92.43	130.24	1.550
AMCOR PLC ORD USD0.01	368 000	10.8400	3,989.12	3,914.27	74.85	172.96	4.340
ISIN #JE00BJF3079 SEDOL #BJ1F307 (AMCR)							
AON PLC COM USD0.01 CL A(AON)	40 000	208.2900	8,331.60	4,548.35	3,783.25	70.40	0.840
ACCENTURE PLC CLS A USD0.0000225(ACN)	70 000	210.5700	14,739.90	6,913.49	7,826.41	224.00	1.520
CREDICORP COM STK USD5(BAP)	17 000	213.1300	3,623.21	2,552.17	1,071.04	103.22	2.850
COCA-COLA EUROPEAN PARTNERS PLC COM	129 000	50.8800	6,563.52	4,981.98	1,581.54	99.76	1.520
EUR0.01 (CCEP)							
EATON CORP PLC COM(ETN)	67 000	94.7200	6,346.24	3,576.77	2,769.47	190.28	3.000
INGERSOLL-RAND PLC SHS USD1(IR)	71 000	132.9200	9,437.32	3,464.27	5,973.05	150.52	1.590
JOHNSON CONTROLS INTERNATIONAL PLC COM USD1.00 (JCI)	111 000	40.7100	4,518.81	5,071.59	-552.78	115.44	2.550
LIBERTY GLOBAL PLC - C(LBTRYK)	87 000	21.7950	1,896.16	2,726.70	-830.54		
LINDE PLC COM EUR0.001(LIN)	33 000	212.9000	7,025.70	6,078.64	947.06	115.50	1.640
MEDTRONIC PLC USD0.0001(MDT)	83 000	113.4500	9,416.35	7,427.62	1,988.73	175.96	1.870
APTIV PLC COM USD0.01	41 000	94.9700	3,893.77	2,274.79	1,618.98	36.08	0.930
ISIN #JE00B783TY65 SEDOL #B783TY6 (APTIV)							
RENAISSANCERE HOLDINGS LTD COM STK USD1 (RNR)	37 000	196.0200	7,252.74	4,840.15	2,412.59	50.32	0.690
SEAGATE TECHNOLOGY PLC COM USD0.00001(STX)	47 000	59.5000	2,796.50	1,831.59	964.91	122.20	4.370

INVESTMENT REPORT
December 1, 2019 - December 31, 2019

Holdings

Description	Quantity	Price Per Unit	Total Market Value	Total Cost Basis	Unrealized Gain/Loss	Est. Annual Income (EAI)	Est. Yield (EY)
Common Stock (continued)							
SINA CORPORATION (CAY) COM USD0.133 (SINA)	36 000	39 9300	1,437 48	2,757 63	-1,320 15	-	-
TECHNIPFC PLC USD1 (FTI)	72 000	21 4400	1,543 68	2,558 16	-1,014 48	37 44	2 430
PERRIGO CO PLC SHS (PRGO)	30 000	51 6600	1,549 80	4,643 55	-3,093 75	24 60	1 590
ALCON INC (ALC)	46 000	56 5700	2,602 22	1,934 40	667 82	-	-
CHUBB LIMITED COM NPV ISIN #CH0044328745 (CB)	45 000	155 6600	7,004 70	5,709 00	1,295 70	135 00	1 930
UBS GROUP CHF.10 REGD (UBS)	473 000	12 5800	5,950 34	7,396 21	-1,445 87	331 10	5 560
TE CONNECTIVITY LTD REG SHS (TEL)	65 000	95 8400	6,229 60	3,167 57	3,062 03	119 60	1 920
CHECK POINT SOFTWARE TECHNOLOGIES ORD	25 000	110 9600	2,774 00	2,083 70	690 30	-	-
ILSO 01 (CHKP)							
WIX.COM LTD COM ILS0.01 (WIX)	23 000	122 3800	2,814 74	3,344 32	-529 58	-	-
ASML HOLDING NV EUR0.09 NY REGISTRY, SHS 2012 (ASML)	46 000	295 9400	13,613 24	4,842 55	8,770 69	68 69	0 500
FERRARI N V EUR0.01 NEW (RACE)	22 000	165 5400	3,641 88	2,012 38	1,629 50	22 66	0 620
FIAT CHRYSLER AUTOMOBILES NV EUR0.01 (FCAU)	325 000	14 6900	4,774 25	2,484 45	2,289 80	-	-
LYONDELLBASELL INDUSTRIES N V COM USD0.01 CLASS A (LYB)							
MYLAN NV (MYL)	240 000	20 1000	4,824 00	7,474 20	-2,650 20	-	-
NXP SEMICONDUCTORS N V (NXPI)	65 000	127 2600	8,271 90	6,061 99	2,209 91	81 25	0 980
ROYAL CARIBBEAN CRUISES COM USD0.01 (RCL)	32 000	133 5100	4,272 32	2,650 83	1,621 49	99 84	2 340
FLEX LTD COM USD0.01 (FLEX)							
AAC TECHNOLOGIES HOLDINGS INC UNSP ADR EACH REP 1 ORD SHS (AACAY)	330 000	12 6200	4,164 60	5,443 05	-1,278 45	54 22	1 780
ABB LTD SPONSORED ADR (ABB)	350 000	8 7270	3,054 45	4,040 28	-985 83	-	-
AFLAC INC COM USD0.10 (AFL)							
AES CORP COM USD0.01 (AES)	320 000	24 0900	7,708 80	7,054 40	654 40	251 62	3 260
AIA GROUP LTD SPONSORED ADR (AAGTY)	108 000	52 9000	5,713 20	2,893 07	2,820 13	116 64	2 040
AT&T INC COM USD1 (T)	366 000	19 9000	7,283 40	4,737 04	2,546 36	209 79	2 880
ASE TECHNOLOGY HOLDING CO LTD SPON ADS EACH REP 2 ORD SHS (ASX)	296 000	41 9930	12,429 92	10,680 31	1,749 61	172 24	1 390
ASE TECHNOLOGY HOLDING CO LTD SPON ADS EACH REP 2 ORD SHS (ASX)	730 000	39 0800	28,528 40	25,241 09	3,287 31	1,518 40	5 320
ASE TECHNOLOGY HOLDING CO LTD SPON ADS EACH REP 2 ORD SHS (ASX)	1,608 000	5 5600	8,940 48	7,151 17	1,789 31	-	-

FIDELITY
FAMILY
OFFICE
SERVICES

INVESTMENT REPORT
December 31, 2019 - December 31, 2019

Holdings

Stocks (continued)

Description	Quantity	Price Per Unit	Total Market Value	Total Cost Basis	Unrealized Gain/Loss	Est. Annual Income (EAI)	Est. Yield (EY)
Common Stock (continued)							
AU OPTRONICS CORPORATION SPON ADS EACH REP 10 ORD SHS TWD10 (AUOTY)	1,276,000	3.2700	4,172.52	3,587.18	585.34	134.86	3.230
ABBOTT LABORATORIES (ABT)	146,000	86.8600	12,681.56	5,294.99	7,386.57	210.24	1.660
ABBVIE INC COM USD0.01 (ABBV)	187,000	88.5400	16,556.98	8,900.32	7,656.66	882.64	5.330
ACTIVISION BLIZZARD INC COM USD0.000001 (ATVI)	76,000	59.4200	4,515.92	2,839.71	1,676.21	28.12	0.620
ACUTY BRANDS INC (AYI)	10,000	138.0000	1,380.00	2,555.75	-1,175.75	5.20	0.380
ADIDAS AG ADR EA REP 1/2 ORD NPV (ADDYY)	61,000	162.6500	9,921.65	4,469.49	5,452.16	81.63	0.820
ADOBE INC COM (ADBE)	57,000	329.8100	18,799.17	2,768.70	16,030.47	-	-
ADVANCE AUTO PARTS INC COM (AAP)	15,000	160.1600	2,402.40	2,573.55	-171.15	3.60	0.150
ADVANCED MICRO DEVICES INC COM (AMD)	110,000	45.8600	5,044.60	4,173.40	871.20	-	-
AGEAS SPONSORED ADR NE (AGESY)	131,000	59.1330	7,746.42	4,903.42	2,843.00	224.44	2.900
AGNICO EAGLE MINES LTD COM	43,000	61.6100	2,649.23	1,931.29	717.94	30.10	1.140
ISIN #CA0084741085 SEDOL #2009823 (AEM) AIRBUS SE UNSPON ADR EA REPR 0.25 ORD EUR1 (EADSY)	309,000	36.6160	11,314.34	4,871.61	6,442.73	107.61	0.950
AKAMAI TECHNOLOGIES COM USD0.01 (AKAM)	31,000	86.3800	2,677.78	1,405.92	1,271.86	-	-
AKBANK TURK ANONIM SIRKETI ADR (AKBTY)	617,000	2.7260	1,681.94	3,042.39	-1,360.45	92.94	5.530
AKTIEBOLAGETT ELECTROLUX SPONSORED ADR (ELUXY)	52,000	49.1180	2,554.13	2,507.36	46.77	46.38	1.820
AKZO NOBEL NV SPON ADS EACH REP 1/3 ORD	172,000	33.9140	5,833.20	3,989.80	1,843.40	94.99	1.630
SHS (R/S) (AKZOY)	-	-	-	-	-	-	-
ALEXION PHARM INC. (ALXN)	39,000	108.1500	4,217.85	4,656.26	-438.41	-	-
ALFA LAVAL AB UNSP ADR EACH REPR 1 ORD (ALFVY)	244,000	25.2000	6,148.80	3,672.83	2,475.97	127.42	2.070
ALIBABA GROUP HOLDING LTD SPON ADS EACH REP 8 ORD SHS (BABA)	170,000	212.1000	36,057.00	9,705.30 ^c	26,351.70	-	-
ALLEGHANY CORP COM USD1(Y)	9,000	799.5700	7,196.13	5,180.34	2,015.79	-	-
ALLIANCE DATA SYSTEM COM USD0.01 (ADS)	11,000	112.2000	1,234.20	2,593.50	-1,359.30	27.72	2.250

FIDELITY
FAMILY
OFFICE
SERVICES

INVESTMENT REPORT
December 1, 2019 - December 31, 2019

Holdings

Stocks (continued)

Description	Quantity	Price Per Unit	Total Market Value	Total Cost Basis	Unrealized Gain/Loss	Est. Annual Income (EAI)	Est. Yield (EY)
Common Stock (continued)							
ALLIANT ENERGY CORP COM USD0.01(LNT)	90 000	54.7200	4,924.80	2,931.16	1,993.64	127.80	2.600
ALLIANZ SE ADR EACH REP 1/10 ORD SH (AZSEY)	511 000	24.5150	12,527.16	8,251.99	4,275.17	380.18	3.030
ALLSTATE CORP COM USD0.01(ALL)	100 000	112.4500	11,245.00	6,150.56	5,094.44	200.00	1.780
ALPHABET INC CAP STK CL C(GOOG)	33 000	1,337.0200	44,121.66	25,120.62	19,001.04	-	-
ALPHABET INC CAP STK CL A(GOOG)	32 000	1,339.3900	42,860.48	24,935.95	17,924.53	-	-
ALTRIA GROUP INC(MO)	203 000	49.9100	10,131.73	7,473.80	2,657.93	682.08	6.730
ALUMINA LIMITED SPON ADR EACH REP 4 ORD	599 000	6.4670	3,873.73	3,998.33	-124.60	425.53	10.990
SHS (AWCMY)							
AMADEUS IT GROUP S A UNSPONSORED	125 000	81.7180	10,214.75	4,525.01	5,689.74	121.96	1.190
ADS (AMADY)							
AMAZON.COM INC (AMZN)	44 000	1,847.8400	81,304.96	40,022.32	41,282.64	-	-
AMBEV SA SPON ADR EACH REP 1 ORD SHS (ABEV)	880 000	4.6600	4,100.80	4,726.24	-625.44	-	-
AMERICA MOVIL SAB DE(AMX)	171 000	16.0000	2,736.00	2,719.95	16.05	62.84	2.300
AMERICAN EXPRESS CO COM USD0.20(AXP)	78 000	124.4900	9,710.22	5,692.59	4,017.63	134.16	1.380
AMERICAN INTL GROUP INC COM NEW(AIG)	128 000	51.3300	6,570.24	8,242.19	-1,671.95	163.84	2.490
AMERICAN WATER WORKS COMPANY INC COM	93 000	122.8500	11,425.05	6,019.47	5,405.58	186.00	1.630
USD0.01 (AWK)							
AMERISOURCEBERGEN CORPORATION COM	27 000	85.0200	2,295.54	1,488.36	807.18	43.20	1.880
USD0.01 (ABC)							
AMERIPRISE FINANCIAL INC COM USD0.01 (AMP)	24 000	166.5800	3,997.92	1,757.07	2,240.85	93.12	2.330
AMGEN INC (AMGN)	77 000	241.0700	18,562.39	8,866.04	9,696.35	492.80	2.650
AMPHENOL CORP CLASS A COM USD0.001 (APH)	83 000	108.2300	8,983.09	5,655.27	3,327.82	83.00	0.920
ANALOG DEVICES INC COM USD0.16 2/3 (ADI)	39 000	118.8400	4,634.76	1,867.91	2,766.85	84.24	1.820
ANGLOGOLD ASHANTI LTD SPON ADR EACH REP 1 ORD SHS (AU)	215 000	22.3400	4,803.10	2,284.80	2,518.30	14.41	0.300

FIDELITY
FAMILY
OFFICE
SERVICES

INVESTMENT REPORT
December 1, 2019 - December 31, 2019

Holdings

Description	Quantity	Price Per Unit	Total Market Value	Total Cost Basis	Unrealized Gain/Loss	Est. Annual Income (EAI)	Est. Yield (EY)
Common Stock (continued)							
ANHEUSER-BUSCH INBEV SAINV ADR EAH REP 1	58 000	82 0400	4,758 32	4,626 08	132 24	116 42	2 450
ORD NPV (BUD)							
ANHUI CONCH CEMENT UNSP ADR EAH REP 5	177 000	36 4490	6,451 47	4,973 34	1,478 13	163 99	2 540
CL H (AHCHY)							
ANTA SPORTS PRODUCTS UNSP ADR EAH REP	14 000	223 7930	3,133 10	2,613 22	519 88	24 94	0 800
25 ORD (ANPDY)							
ANTHEM INC COM (ANTM)	21 000	302 0300	6,342 63	1,487 40	4,855 23	67 20	1 060
APACHE CORP COM USD0.625(APA)	46 000	25 5900	1,177 14	2,935 85	-1,758 71	46 00	3 910
APPLE INC COM USD0.00001(AAPL)	530 000	293 6500	155,634 50	40,700 43	114,934 07	1,632 40	1 050
APPLIED MATERIALS INC COM USD0.01 (AMAT)	150 000	61 0400	9,156 00	4,789 95	4,366 05	126 00	1 380
ARCELORMITTAL NY REGISTRY SHS NEW(POST REV SPLIT) (MT)	115 000	17 5400	2,017 10	2,616 15	-599 05	19 55	0 970
ARCHER DANIELS MIDLAND(ADM)	100 000	46 3500	4,635 00	3,745 90	889 10	140 00	3 020
ARCONIC INC COM (ARNC)	104 000	30 7700	3,200 08	1,814 38	1,385 70	8 32	0 260
ARROW ELECTRONICS INC COM USD1 (ARW)	54 000	84 7400	4,575 96	3,668 61	907 35		
ASAHI KASEI CORP UNSP ADR EAH REP 2 ORD SHS (AHKSY)	146 000	22 7100	3,315 66	2,566 60	749 06	94 13	2 840
ASSTEAD GROUP PLC UNSPONSORED ADR (ASHTY)	34 000	127 9180	4,349 21	1,738 05	2,611 16	64 91	1 490
ASPEN PHARMACARE HLDGS LTD ADR (APNHY)	132 000	8 5260	1,125 43	3,137 97	-2,012 54	19 76	1 760
ASSA ABLUY UNSP ADR EA REP 0.50 ORD SHS (ASAZY)	450 000	11 6970	5,263 65	4,080 45	1,183 20	82 19	1 560
ASTELLAS PHARMA UNSP ADR EAH REP 1 ORD (ALPMY)	320 000	17 2070	5,506 24	4,563 15	943 09	115 03	2 090
ASTRAZENECA ADR EAH REP 1 ORD USD0 25 MGT (AZN)	299 000	49 8600	14,908 14	8,598 20	6,309 94	409 63	2 750
ATLANTIA SPA UNSP ADR EAH REP 0.50 ORD (ATASY)	223 000	11 6680	2,601 96	3,118 91	-516 95	145 97	5 610
ATLAS COPCO AB SP ADR A NEW(ATLKY)	113 000	39 9100	4,509 83	3,443 15	1,066 68	74 03	1 640

FIDELITY
FAMILY
OFFICE
SERVICES

INVESTMENT REPORT
December 1, 2019 - December 31, 2019

Holdings

Description	Quantity	Price Per Unit	Total Market Value	Total Cost Basis	Unrealized Gain/Loss	Est. Annual Income (EAI)	Est. Yield (EY)
Stocks (continued)							
Common Stock (continued)							
ATOS SE UNSPONS ADR EACH REPR 0.2 ORD	155 000	16 6850	2,586 17	4,417 05	-1,830 88	58 90	2 280
EUR1 (AEXAY)							
AUSTRALIA & NEW ZEALAND BANK GROUP SPON ADR NPV (1 FOR 1 SHS) (ANZBY)	369 000	17 3140	6,388 86	10,813 47	-4,424 61	400 94	6 280
AUTODESK INC COM (ADSK)	36 000	183 4600	6,604 56	1,667 97	4,936 59		
AUTOHOME INC SPON ADS EACH REP 1 ORD SHS CL A (ATHM)	37 000	80 0100	2,960 37	2,980 63	-20 26		
AUTOMATIC DATA PROCESSING INC COM USD0 10 (ADP)	53 000	170 5000	9,036 50	5,130 40	3,906 10	192 92	2 130
AUTOZONE INC COM USD0.01(AZO)	4 000	1,191 3100	4,765 24	1,536 03	3,229 21		
AVIVA SPON ADR EA REPR 2 ORD SHS (AVVY)	376 000	11 0930	4,170 96	5,807 80	-1,636 84	269 44	6 460
AXA ADS-EACH REP 1 ORD EUR2.28(AHAY)	215 000	28 1860	6,059 99	4,444 61	1,615 38	322 32	5 320
BAE SYSTEMS SPON ADR EA REP 4 ORD GBP 0.025(MGN JP) (BAESY)	130 000	29 9290	3,890 77	3,906 65	-15 88	144 50	3 710
BASF SE SPON ADR EACH REP 0.25 ORD SHS (BASFY)	396 000	18 9000	7,484 40	7,623 65	-139 25	253 15	3 380
BB SEGURIDADE PARTI-SPON ADR(BBSEY)	973 000	9 3720	9,118 95	7,054 34	2,064 61	470 42	5 160
BHP GROUP PLC SPON ADS EACH REP 2 ORD	141 000	47 0100	6,628 41	4,835 79	1,792 62	375 06	5 660
SHS (BBL)							
BP PLC SPONSORED ADR(BF)	461 000	37 7400	17,398 14	15,805 95	1,592 19	1,124 84	6 470
BNP PARIBAS SPONSORED ADR(BNPQY)	260 000	29 6510	7,709 26	7,671 15	38 11	437 45	5 670
BAIDU INC SPON ADS EACH REP 0.1 ORD SHS (BIDU)	31 000	126 4000	3,918 40	5,080 48	-1,162 08		
BAKER HUGHES COMPANY CL A(BKR)	84 000	25 6300	2,152 92	4,004 96	-1,852 04	60 48	2 810
BALL CORP COM NPV(BLL)	68 000	64 6700	4,397 56	1,562 47	2,835 09	40 80	0 930
BANCO BILBAO VIZCAYA ARGENTARI SPONSORED ADR (BBVA)	1,056 000	5 5800	5,892 48	7,581 31	-1,688 83	306 53	5 200
BANCO SANTANDER SA ADR EACH 1 REPR 1 ORD EUR0 50 (SAN)	370 000	4 1400	1,531 80	1,561 85	-30 05	94 65	6 180
BANCO SANTANDER(BRAZIL)SA SPON ADR EA REPR 1 UNIT (COM+PRF) (BSBR)	240 000	12 1300	2,911 20	770 42	2,140 78		

FIDELITY
FAMILY
OFFICE
SERVICES

INVESTMENT REPORT
December 1, 2019 - December 31, 2019

Holdings

Description	Quantity	Price Per Unit	Total Market Value	Total Cost Basis	Unrealized Gain/Loss	Est. Annual Income (EAI)	Est. Yield (EY)
Common Stock (continued)							
BANK OF AMERICA CORP(BAC)	1,100,000	35.2200	38,742.00	22,623.95	16,118.05	792.00	2.040
BANK OF MONTREAL COM NPV	101,000	77.5000	7,827.50	7,043.60	783.90	428.24	5.470
ISIN #CA0636711016 SEDOL #2076009 (BMO)							
BANK OF NEW YORK MELLON CORP COM	113,000	50.3300	5,687.29	3,290.81	2,396.48	140.12	2.460
USD0.01 (BK)							
BANK OF NOVA SCOTIA COM NPV	168,000	56.4900	9,490.32	9,825.42	-335.10	604.80	6.370
ISIN #CA0641491075 SEDOL #2076281 (BNS)							
BANK OF CHINA ADR(BACHY)	434,000	10.6840	4,636.85	4,430.47	206.38	241.36	5.210
BAOZUN INC SPON ADS EACH REP 3 ORD	63,000	33.1200	2,086.56	3,115.48	-1,028.92		
SHS							
CL A (BZUN)							
BARCLAYS PLC ADR-EACH CV INTO 4	486,000	9.5200	4,626.72	8,199.70	-3,572.98	169.30	3.660
ORD STK G8P0 25 JPM (BCS)							
BARRICK GOLD CORP COM NPV	179,000	18.5900	3,327.61	2,626.72	700.89	35.80	1.080
ISIN #CA0679011084 SEDOL #2024644 (GOLD)							
BAXTER INTERNATIONAL INC COM USD1.00	62,000	83.6200	5,184.44	2,490.87	2,693.57	54.56	1.050
(BAX)							
BAYER AG SPON(BAYRY)	356,000	20.4320	7,273.79	8,308.98	-1,035.19	198.40	2.730
BECTON DICKINSON & CO COM USD1.00	51,000	271.9700	13,870.47	5,099.67	8,770.80	161.16	1.160
(BDX)							
BEIERSDORF AG UNSP ADR EACH REPR 0.20	117,000	23.9430	2,801.33	2,873.21	-71.88	11.87	0.420
ORD (BDREY)							
BEIGENE LTD SPON ADS EACH REPR 13	20,000	165.7600	3,315.20	2,444.55	870.65		
ORD SHS(BGNE)							
BERKLEY W R CORP COM(WRB)	120,000	69.1000	8,292.00	4,931.95	3,360.05	52.80	0.640
BERKSHIRE HATHAWAY INC COM USD0.0033	112,000	226.5000	25,368.00	17,716.27	7,651.73		
CLASS B (BRKB)							
BHP GROUP LTD SPON ADS EACH REP 2	184,000	54.7100	10,066.64	12,444.63	-2,377.99	489.44	4.860
ORD							
SHS (BHP)							
BIOMARIN PHARMACEUTICAL COM	31,000	84.5500	2,621.05	2,739.05	-118.00		
USD0.001 (BMRN)							
BIOMERIN INC COM USD0.0005(BIIB)	25,000	296.7300	7,418.25	5,368.20	2,050.05		
BLACKBERRY LTD COM ISIN #CA09228F1036	315,000	6.4200	2,022.30	2,291.72	-269.42		
SEDOL #BCBH31 (BB)							

FIDELITY
FAMILY
OFFICE
SERVICES

INVESTMENT REPORT
December 1, 2019 - December 31, 2019

Holdings

Description	Quantity	Price Per Unit	Total Market Value	Total Cost Basis	Unrealized Gain/Loss	Est. Annual Income (EAI)	Est. Yield (EY)
Common Stock (continued)							
BLACKROCK INC COM USD0.01(BLK)	14 000	502 7000	7,037 80	5,229 81	1,807 99	184 80	2 630
BOC HONG KONG(HLDGS) LTD SPONS ADR EACH	60 000	69 4320	4,165 92	5,791 05	-1,625 13	222 28	5 340
REP 20 ORD HKD5 (BHKLY)							
BOEING CO COM USD5.00(BA)	61 000	325 7600	19,871 36	9,142 09	10,729 27	501 42	2 520
BOOKING HLDGS INC COM(BKNG)	6 000	2,053 7300	12,322 38	8,529 15	3,793 23	-	-
BOSTON SCIENTIFIC CORP(BSX)	303 000	45 2200	13,701 66	3,549 08	10,152 58	-	-
BRAMBLES LTD SPON ADR EACH REP 2 ORD SHS (BXBLY)	224 000	16 4770	3,690 84	3,509 69	181 15	81 27	2 200
BRENTAG AG UNSPONSORD ADR(BNTGY)	466 000	10 8840	5,071 94	5,404 23	-332 29	81 08	1 600
BRIDGESTONE CORP ADR EACH CNV 0.5 ORD NPV(BRDCY)	228 000	18 7260	4,269 52	4,149 67	119 85	168 73	3 950
BRISTOL-MYERS SQUIBB CO COM USD0.10 (BMY)	333 000	64 1900	21,375 27	17,174 92	4,200 35	599 40	2 800
BRITISH AMERICAN TOBACCO LVL II ADR EACH REP 1 ORD GBP0 25 BNY (BT)	231 000	42 4600	9,808 26	10,981 53	-1,173 27	586 72	5 980
BROADCOM INC COM(AVGO)	40 000	316 0200	12,640 80	9,125 61	3,515 19	520 00	4 110
BROOKFIELD ASSET MGMT INC CL A LTD VT SH ISIN #CA1125851040 SEDOL #2092599 (BAM)	132 000	57 8000	7,629 60	4,395 20	3,234 40	84 48	1 110
BROWN-FORMAN CORP COM USD0.15 CLASS B(BFB)	65 000	67 6000	4,394 00	2,525 56	1,868 44	45 32	1 030
BUNZL SPON ADR EACH REP 1 ORD(BZLFY)	213 000	27 3560	5,826 82	5,122 14	704 68	124 27	2 130
BURBERRY GROUP SPON ADR EACH REP 2 ORD	140 000	29 2110	4,089 54	2,392 65	1,696 89	69 26	1 690
SHS (BURBY)							
CAE INC COM ISIN #CA1247651088 SEDOL #2162760 (CAE)	256 000	26 4600	6,773 76	3,766 03	3,007 73	112 64	1 660
CBOE GLOBAL MARKETS INC(CBOE)	29 000	120 0000	3,480 00	3,381 69	98 31	41 76	1 200
CGI INC COM NPV SUBORD VOTING SHARES CLASS A ISIN #CA12532H1047 SEDOL #BJ2L575 (GIB)	53 000	83 7100	4,436 63	2,363 51	2,073 12	-	-
CHR. HANSEN HOLDING A/S SPON ADS EACH	260 000	19 8810	5,169 06	3,653 15	1,515 91	-	-
REP 0 25 ORD SHS (CHYHY)							

FIDELITY
FAMILY
OFFICE
SERVICES

INVESTMENT REPORT
December 1, 2019 - December 31, 2019

Holdings

Description	Quantity	Price Per Unit	Market Value	Total Cost Basis	Unrealized Gain/Loss	Est. Annual Income (EAI)	Est. Yield (EY)
Stocks (continued)							
Common Stock (continued)							
CIGNA CORP NEW COM(CI)	64 000	204 4900	13,087 36	10,159 50	-2,927 86	2 56	0 020
CK HUTCHISON HOLDINGS LIMITED UNSP ADR EACH REPR 1 ORD (CKHUY)	379 000	9 5360	3,614 14	2,476 80	1,137 34	134 46	3 720
CME GROUP INC COM(CME)	43 000	200 7200	8,630 96	4,849 32	3,781 64	129 00	1 490
CMS ENERGY CORP COM USD0.01(CMS)	95 000	62 8400	5,969 80	2,602 61	3,367 19	145 35	2 430
CNOOC LTD SPONSORED ADR (CEO)	22 000	166 6700	3,666 74	2,870 81	795 93	183 69	5 010
ISIN #US1261321095 SEDOL #BDZMP40							
CRH SPON ADR EA REPR 1 ORD SHS EUR0.32 (CRH)	153 000	40 3300	6,170 49	3,715 74	2,454 75	122 85	1 990
CSL LTD-SPONSORED ADR(CSLLY)	182 000	96 9230	17,639 98	7,816 37	9,823 61	149 80	0 850
CSX CORP COM USD1(CSX)	91 000	72 3600	6,584 76	2,250 37	4,334 39	87 36	1 330
CVS HEALTH CORPORATION COM USD0 01 (CVS)	149 000	74 2900	11,069 21	12,470 43	-1,401 22	298 00	2 690
CAIXABANK UNSPONSORED ADR(CAIXY) #CA1321L1085	2,378 000 272 000	1 0470 8 9000	2,489 76 2,420 80	3,852 32 3,297 25	-1,362 56 -876 45	21 76	0 900
SEDOL #2166160 (CCJ)							
CANADIAN NATLRY CO COM ISIN #CA1363751027 SEDOL #2180632 (CNI)	81 000	90 4500	7,326 45	5,358 00	1,968 45	174 15	2 380
CANADIAN NATURAL RESOURCES LTD COM NPV ISIN #CA1363851017 SEDOL #2171573 (CNQ)	219 000	32 3500	7,084 65	6,096 22	988 43	328 50	4 640
CANADIAN PACIFIC RAILWAY COMPANY COM	19 000	254 9500	4,844 05	2,841 80	2,002 25	63 08	1 300
NPV ISIN #CA13645T1003 SEDOL #2793115 (CP)							
CANON INC SPONSORED ADR(CAJ)	166 000	27 3500	4,540 10	4,669 23	-129 13	244 77	5 390
CAPGEMINI UNSPON ADR EACH REPR 0.2 ORD	163 000	24 4480	3,985 02	3,113 46	871 56	62 66	1 570
SHS (GEMY)							
CAPITAL ONE FINANCIAL CORP COM USD0 01 (COF)	61 000	102 9100	6,277 51	5,169 77	1,107 74	97 60	1 550
CARDINAL HEALTH INC COM NPV(CAH)	34 000	50 5800	1,719 72	1,468 25	251 47	65 43	3 800
CARLSBERG AS SPON ADR EACH REP 1/5 ORD (CABGY)	295 000	29 8570	8,807 81	5,911 49	2,896 32	108 80	1 240

FIDELITY
FAMILY
OFFICE
SERVICES

INVESTMENT REPORT
December 1, 2019 - December 31, 2019

Holdings

Description	Quantity	Price Per Unit	Total Market Value	Total Cost Basis	Unrealized Gain/Loss	Est. Annual Income (EAI)	Est. Yield (EY)
Common Stock (continued)							
CARMAX INC (KMX)	44 000	87 6700	3,857 48	2,577 55	1,279 93	-	-
CATERPILLAR INC COM USD1.00(CAT)	59 000	147 6800	8,713 12	5,682 57	3,030 55	243 08	2 790
CELANESE CORP DEL COM(CE)	52 000	123 1200	6,402 24	3,264 71	3,137 53	128 96	2 010
CENTENE CORP DEL(CNC)	67 000	62 8700	4,212 29	3,717 83	494 46	-	-
CENOVUS ENERGY INC COM NPV	174 000	10 1500	1,766 10	2,349 45	-583 35	43 50	2 460
ISIN #CA15135U1093 SEDOL #B57FG04 (CVE)							
CENTERPOINT ENERGY INC(CNP)	89 000	27 2700	2,427 03	1,581 84	845 19	102 35	4 220
CENTRAL JAPAN RY CO UNSPON ADR (CJPRY)	353 000	20 2440	7,146 13	5,663 01	1,483 12	49 03	0 690
CENTRICA SPON ADR EACH REPR 4 ORD GBP0.06172839 (CPYY)	337 000	4 7320	1,594 68	7,542 15	-5,947 47	161 49	10 130
CENTURYLINK INC COM USD1.00(CTL)	40 000	13 2100	528 40	1,409 55	-881 15	40 00	7 570
CHARTER COMMUNICATIONS INC NEW CLA (CHTR)	11 000	485 0800	5,335 88	4,277 57	1,058 31	-	-
CHENIERE ENERGY INC COM USD0.003 (LNG)	63 000	61 0700	3,847 41	1,895 52	1,951 89	-	-
CHEVRON CORP NEW COM(CVX)	202 000	120 5100	24,343 02	21,606 21	2,736 81	961 52	3 950
CHINA CONSTRUCTION BANK UNSP ADR EACH	530 000	17 2750	9,155 75	7,738 00	1,417 75	399 03	4 360
CHINA LIFE INSURANCE CO ADR EACH REPR 20 ORD (CICHY)	172 000	13 8300	2,378 76	2,348 84	29 92	14 53	0 610
ORD H CNY1 (LFC)							
CHINA MOBILE LTD SPON ADR REP 5 ORD HKD0 10 (CHL)	147 000	42 2700	6,213 69	8,107 42	-1,893 73	267 30	4 300
CHINA PETROLEUM & CHEMICAL CORP SPON	58 000	60 1500	3,488 70	4,072 01	-583 31	289 24	8 290
ADS EACH REP 100 H SHS (SNP)							
CHINA SHENHUA ENERGY COMPANY LTD ADR EACH	296 000	8 3580	2,473 96	3,593 23	-1,119 27	125 21	5 060
REPR 4 ORD H CNY1 (CSUAY)							
CHINA UNICOM (HONG KONG) LIMITED ADR EACH REP 10 ORD HKD0 10 LVL111 (CHU)	292 000	9 3600	2,733 12	2,662 40	70 72	52 24	1 910
CHIPOTLE MEXICAN GRILL INC COM(CMG)	6 000	837 1100	5,022 66	2,470 41	2,552 25	-	-
CHUNGHWA TELECOM ADR EA REPR 10 ORD TWD10(CHT)	306 000	36 9000	11,291 40	10,558 89	732 51	338 27	3 000

FIDELITY
FAMILY
OFFICE
SERVICES

INVESTMENT REPORT
December 1, 2019 - December 31, 2019

Holdings

Description	Quantity	Price Per Unit	Total Market Value	Total Cost Basis	Unrealized Gain/Loss	Est. Annual Income (EAI)	Est. Yield (EY)
Common Stock (continued)							
CISCO SYS INC COM (CSCO)	572 000	47 9600	27,433 12	13,562 15	13,870 97	800 80	2 920
CITIGROUP INC COM NEW(C)	240 000	79 8900	19,173 60	11,329 54	7,844 06	489 60	2 550
CITY FINL GROUP INC COM(CFG)	128 000	40 6100	5,198 08	4,155 15	1,042 93	184 32	3 550
CITY DEVELOPMENTS SPND ADR-EACH REPR 1	584 000	8 1430	4,755 51	3,465 23	1,290 28	56 15	1 180
ORD NPV (CDEVY)							
CLP HOLDINGS LTD ADR EACH REP 1 HKDS. LEVEL1(MGT) (CLPHY)	425 000	10 5110	4,467 17	3,418 21	1,048 96	152 70	3 420
COCA COLA AMATIL LTD SPONSORED ADR (CCLAY)	902 000	7 7750	7,013 05	6,007 79	1,005 26	284 34	4 050
COCA COLA CO(KO) CORP COM	536 000	55 3500	29,667 60	23,052 27	6,615 33	857 60	2 890
COGNIZANT TECHNOLOGY SOLUTIONS	87 000	62 0200	5,395 74	4,335 12	1,060 62	69 60	1 290
CL A USD0.01 (CTSH)							
COLGATE-PALMOLIVE CO COM USD1.00(CL)	117 000	68 8400	8,054 28	7,468 32	585 96	201 24	2 500
COLOPLAST UNSP ADR EACH REPR 0.10	208 000	12 4140	2,582 11	2,575 83	6 28	31 09	1 200
ORD SHS (CLPBY)							
COMCAST CORP NEW CL A (CMCSA)	512 000	44 9700	23,024 64	17,661 71	5,362 93	430 08	1 870
COMMERZBANK A G SPONSORED ADR NE (CRZBY)	337 000	6 1930	2,087 04	2,439 41	-352 37		
COMMONWEALTH BANK OF AUSTRALIA SPON ADR	211 000	56 1660	11,851 02	12,334 29	-483 27	619 41	5 230
EACH REPR 1 ORD (CMWAY)							
COMPAGNIE FINANCIERE RICHEMONT SA SPON	745 000	7 8550	5,851 97	4,656 75	1,195 22	85 85	1 470
ADR EACH REPR 0 1 ORD (CFRUY)							
GIA SANEAMENTO BASICO DE SAO PAULO SPONS ADR EACH REPR 1 COM NPV (SBS)	234 000	15 0500	3,521 70	1,230 80	2,290 90		
COMPANIA CERVECERIAS UNIDAS SA SPONSORED ADR (CCU)	140 000	18 9700	2,655 80	4,120 95	-1,465 15	64 97	2 450
COMPASS GROUP PLC SPON ADR EACH REPR 1	260 000	25 0380	6,509 88	4,543 90	1,965 98	118 89	1 830
ORD SHS (POST SPLT) (CMPGY)							
CONAGRA BRANDS INC(CAG)	179 000	34 2400	6,128 96	4,445 99	1,682 97	152 15	2 480

FIDELITY
FAMILY
OFFICE
SERVICES

INVESTMENT REPORT
December 1, 2019 - December 31, 2019

Holdings

Description	Quantity	Price Per Unit	Total Market Value	Total Cost Basis	Unrealized Gain/Loss	Est. Annual Income (EAI)	Est. Yield (EY)
Stocks (continued)							
Common Stock (continued)							
CONCHO RESOURCES INC COM USD0.001 (CXO)	20 000	87 5700	1,751 40	2,775 75	-1,024 35	10 00	0 570
CONOCOPHILLIPS COM(COP)	121 000	65 0300	7,868 63	4,681 89	3,186 74	203 28	2 580
CONSOLIDATED EDISON INC COM USD0.10 (ED)	81 000	90 4700	7,328 07	5,650 51	1,677 56	239 76	3 270
CONSTELLATION BRANDS INC COM USD0.01 CLASS A (STZ)	28 000	189 7500	5,313 00	4,335 91	977 09	84 00	1 580
CONTINENTAL AG SPON ADS EACH REP 0.1 ORD	234 000	12 9380	3,027 49	4,047 38	-1,019 89	88 73	2 930
SHS (CITTAY)							
CONTINENTAL RESOURCES INC COM USD0.01 (CLR)	89 000	34 3000	3,052 70	5,498 92	-2,446 22	17 80	0 580
CORNING INC (GLW)	184 000	29 1100	5,356 24	4,458 91	897 33	147 20	2 750
CORTEVA INC COM (CTVA)	71 000	29 5600	2,098 76	1,283 04	815 72	36 92	1 760
COSTCO WHOLESALE CORP COM USD0.01 (COST)	52 000	293 9200	15,283 84	7,891 15	7,392 69	135 20	0 880
COSTAR GROUP INC COM(CSGP)	13 000	598 3000	7,777 90	3,609 46	4,168 44	197 40	4 200
COVESTRO AG SPON ADR EACH REP 0.50 ORD (COVTY)	202 000	23 2640	4,699 32	8,517 23	-3,817 91		
CREDIT AGRICOLE S A ADR(CRARY)	555 000	7 2540	4,025 97	4,672 59	-646 62	213 97	5 310
CREDIT SUISSE GROUP SPON ADR-REP 1 ORD	336 000	13 4500	4,519 20	5,384 31	-865 11	240 61	5 320
CHF0.40 REGD (CS)							
CUMMINS INC (CMI)	32 000	178 9600	5,726 72	3,985 66	1,741 06	167 81	2 930
DBS GROUP HLDGS LTD SPONSORED ADR (DBSDY)	90 000	76 9870	6,928 83	4,197 90	2,730 93	187 04	2 700
DTE ENERGY HOLDING CO(DTE)	66 000	129 8700	8,571 42	5,596 16	2,975 26	267 30	3 120
DXC TECHNOLOGY CO COM(DXC)	18 000	37 5900	676 62	1,074 39	-397 77	15 12	2 230
DAI NIPPON PRINTING CO SPON ADR EACH REP	377 000	13 6190	5,134 36	3,646 00	1,488 36	111 40	2 170
1 ORD SHS (DNPLY)							
DAIKIN INDUSTRIES UNSP ADS EACH REP 0 1 ORD SHS (DKILY)	440 000	14 2170	6,255 48	4,180 91	2,074 57	69 21	1 110
DAIICHI SANKYO CO LTD SPON ADR LEV 1 (DSNKY)	85 000	66 5100	5,653 35	1,886 78	3,766 57	54 81	0 970

FIDELITY
FAMILY
OFFICE
SERVICES

INVESTMENT REPORT
December 1, 2019 - December 31, 2019

Holdings

Description	Quantity	Price Per Unit	Total Market Value	Total Cost Basis	Unrealized Gain/Loss	Est Annual Income (EAI)	Est. Yield (EY)
Common Stock (continued)							
DAIMLER AG UNSP ADR EACH REP 1 ORD	404 000	13 8540	5,597 01	7,175 63	-1,578 62	250 28	4 470
SHS (DMLRY)						106 49	3 520
DAIWA HOUSE IND LTD ADR(DWAHY)	97 000	31 1940	3,025 81	2,681 76	344 05	117 85	3 620
DAIWA SECS GROUP INC SPONSORED ADR (DSEYY)	639 000	5 0890	3,251 87	5,539 58	-2,287 71		
DANAHER CORPORATION COM(DHR)	80 000	153 4800	12,278 40	4,303 17	7,975 23	54 40	0 440
DANONE ADR-EA CNV INTO 1/5	513 000	16 5910	8,511 18	6,376 73	2,134 45	223 00	2 620
EURO 25(CBK) (DANOY)							
DANSKE BANK A/S SPON ADR EACH REP 0.5 ORD	285 000	8 0970	2,307 64	4,161 83	-1,854 19	123 00	5 330
SHS (DNKEY)						35 88	0 450
DASSAULT SYSTEMES SPONS ADR REPR 1 ORD	49 000	164 5020	8,060 59	3,781 14	4,279 45		
EUR1 (DASTY)						97 28	1 750
DEERE & COMPANY (DE)	32 000	173 2600	5,544 32	3,277 39	2,266 93		
DELL TECHNOLOGIES INC CL C(DELL)	10 000	51 3900	513 90	456 40	57 50		
DELTA AIR LINES INC DEL COM NEW(DAL)	112 000	58 4800	6,549 76	6,522 23	27 53	180 32	2 750
DENSO CORP ADR(DNZOY)	197 000	22 8480	4,501 05	4,259 21	241 84	126 04	2 800
DEUTSCHE BOERSE UNSPONSORD ADR (DBOEY)	428 000	15 7320	6,733 29	3,625 62	3,107 67	84 08	1 250
DEUTSCHE TELEKOM AG SPON ADS EACH REPR 1	342 000	16 3550	5,593 41	5,932 89	-339 48		
ORD NPV (DTEGY)						309 52	3 260
DEUTSCHE POST AG SPONS ADR EA REPR 1	249 000	38 1760	9,505 82	7,564 14	1,941 68		
ORD SHS (DPSGY)						22 68	1 390
DEVON ENERGY CORP NEW(DVN)	63 000	25 9700	1,636 11	2,845 47	-1,209 36		
DEXCOM INC (DXGM)	17 000	218 7400	3,718 58	3,476 67	241 91		
DIAGEO ADR EACH REPR 4 ORD	77 000	168 4200	12,968 34	8,638 33	4,330 01	264 32	2 040
GBX28.935185(DEO)							
DISNEY WALT CO(DIS)	272 277	144 6300	39,379 42	22,610 37	16,769 05	479 21	1 220
DISCOVER FINL SVCS(DFS)	67 000	84 8200	5,682 94	4,582 71	1,100 23	117 92	2 070
DR. REDDY S LABORATORIES-ADR(RDY)	198 000	40 5800	8,034 84	6,735 28	1,299 56	51 92	0 650
DOLLAR GEN CORP NEW COM(DG)	29 000	155 9800	4,523 42	1,469 55	3,053 87	37 12	0 820
DOLLAR TREE INC COM(DLTR)	32 000	94 0500	3,009 60	2,851 47	158 13		
DOVER CORP COM USD1.00(DOV)	23 000	115 2600	2,650 98	1,100 32	1,550 66	45 08	1 700

FIDELITY
FAMILY
OFFICE
SERVICES

INVESTMENT REPORT
December 1, 2019 - December 31, 2019

Holdings

Stocks (continued)

Description	Quantity	Price Per Unit	Total Market Value	Total Cost Basis	Unrealized Gain/Loss	Est. Annual Income (EAI)	Est. Yield (EY)
Common Stock (continued)							
DOW INC COM (DOW)	71 000	54.7300	3,885.83	2,681.75	1,204.08	198.80	5.120
DUPONT DE NEMOURS INC COM(DD)	98 000	64.2000	6,291.60	5,761.55	530.05	117.60	1.870
ENI SPA ADR EACH REP 2 ORD EUR1(MGT) (E)	110 000	30.9600	3,405.60	3,633.07	-227.47	146.65	4.310
EOG RESOURCES INC(EOG)	57 000	83.7600	4,774.32	5,536.95	-762.63	65.55	1.370
ENN ENERGY HOLDINGS LTD UNSP ADR EACH	114 000	43.7130	4,983.28	4,115.77	867.51	63.82	1.280
REP 25 ORD (XNGSY)							
E ON SE SPONSORED ADR(EONGY)	492 000	10.6910	5,259.97	4,814.25	445.72	173.77	3.300
EAST JAPAN RAILWAY CO ADR(EJPRY)	414 000	15.1190	6,259.26	6,029.58	229.68	100.53	1.610
EBAY INC (EBAY)	120 000	36.1100	4,333.20	3,475.95	857.25	67.20	1.550
ECOLAB INC (ECL)	61 000	192.9900	11,772.39	6,551.54	5,220.85	114.68	0.970
ECOPETROL S A SPONSORED ADS ISIN #US2791581091 SEDOL #B55ZBS9 (EC)	98 000	19.9600	1,956.08	2,428.49	-472.41	71.64	3.660
EDISON INTL (EIX)	55 000	75.4100	4,147.55	3,739.45	408.10	140.25	3.380
EDWARDS LIFESCIENCES CORP(EM)	32 000	233.2900	7,465.28	2,787.47	4,677.81		
EISAI LTD SPONSORED ADR(ESALY)	63 000	75.4910	4,755.93	3,734.40	1,021.53	91.98	1.930
EMERSON ELECTRIC CO (EMR)	87 000	76.2600	6,634.62	4,798.17	1,836.45	174.00	2.620
ENBRIDGE INC COM ISIN #CA29250N1050 SEDOL #2466149 (ENB)	221 000	39.7700	8,789.17	8,053.81	735.36	716.04	8.150
ENCANA CORP COM ISIN #CA2925051047 SEDOL #2793193 (ECA)	535 000	4.6900	2,509.15	3,158.18	-649.03	40.13	1.600
ENEL UN SPON ADR EA REPR 1 ORD SHS (ENLAY)	1,529 000	7.9380	12,137.20	8,458.83	3,678.37	270.65	2.230
ENGIE SPON ADR EACH REPR 1 SHARE (ENGIY)	167 000	16.1640	2,699.38	3,827.42	-1,128.04	210.82	7.810
EQUINOR ASA SPON ADR EACH REP 1 ORD SHS (EQNR)	163 000	19.9100	3,245.33	3,830.61	-585.28	164.63	5.070
ERICSSON ADR EACH REP 1 ORD B SEK1 (ERIC)	470 000	8.7800	4,126.60	4,704.13	-577.53	53.39	1.290
ERSTE GROUP BK A G SPONSORED ADR (EBKDY)	211 000	18.8360	3,974.39	4,621.63	-647.24	160.51	4.040
ESSITY AB SPON ADR EACH REP 1 SHS (ESSY)	188 000	32.2400	6,061.12	4,301.41	1,759.71	116.75	1.930
EVERSOURCE ENERGY COM (ES)	111 000	85.0700	9,442.77	5,967.53	3,475.24	237.54	2.520

FIDELITY
FAMILY
OFFICE
SERVICES

INVESTMENT REPORT
December 1, 2019 - December 31, 2019

Holdings

Stocks (continued)	Description	Quantity	Price Per Unit	Total Market Value	Total Cost Basis	Unrealized Gain/Loss	Est. Annual Income (EAI)	Est. Yield (EY)
	Common Stock (continued)							
	EXELON CORP COM NPV(EXC)	170 000	45 5900	7,750 30	5,303 00	2,447 30	246 50	3 180
	EXPEDIA GROUP INC(EXPE)	21 000	108 1400	2,270 94	2,661 72	-390 78	28 56	1 260
	EXPEDITORS INTL WASH INC COM(EXPD)	96 000	78 0200	7,489 92	5,075 79	2,414 13	96 00	1 280
	EXPERIAN PLC SPON ADR EACH REP 1 ORD SHS (EXPGY)	226 000	33 8080	7,640 60	4,091 77	3,548 83	97 77	1 280
	EXXON MOBIL CORP(XOM)	454 000	69 7800	31,680 12	39,469 63	-7,789 51	1,579 92	4 990
	FACEBOOK INC-CLASS A(FB)	251 000	205 2500	51,517 75	12,519 34	38,998 41	-	-
	FANUC CORPORATION UNSP ADR EACH REP 0.10 ORD NPV (FANUY)	270 000	18 7070	5,050 89	4,737 00	313 89	132 72	2 630
	FAST RETAILING CO LTD UNSPONSORD ADR (FRCOY)	76 000	59 8110	4,545 63	2,772 83	1,772 80	33 33	0 730
	FEDEX CORP COM USD0.10(FDX)	32 000	151 2100	4,838 72	3,746 85	1,091 87	83 20	1 720
	FIDELITY NATL INFORMATION SERVICES COM USD0.01 (FIS)	56 000	139 0900	7,789 04	4,431 95	3,357 09	78 40	1 010
	FIFTH THIRD BANCORP(FITB)	161 000	30 7400	4,949 14	4,240 64	708 50	154 56	3 120
	58.COM INC ADR EACH REPR 2 COM USD0 00001 (WUBA)	46 000	64 7300	2,977 58	2,599 35	378 23	-	-
	FISERV INC (FISV)	100 000	115 6300	11,563 00	2,188 20	9,374 80	51 85	0 950
	FLUTTER ENTERTAINMENT PLC UNSPON ADS EACH REP 0.5 ORD SHS (PDYPY)	90 000	60 8110	5,472 99	3,199 05	2,273 94	-	-
	FORD MTR CO DEL COM (F)	429 000	9 3000	3,989 70	6,571 27	-2,581 57	257 40	6 450
	FOX CORP CL A COM(FOXA)	36 000	37 0700	1,334 52	1,452 24	-117 72	16 56	1 240
	FRANCO NEVADA CORP COM ISIN #CA3518581051 SEDOL #B29NF31 (FNV)	41 000	103 3000	4,235 30	2,927 02	1,308 28	41 00	0 970
	FREEMONT-MCMORAN INC COM USD0.10 (FCX)	265 000	13 1200	3,476 80	5,560 32	-2,083 52	53 00	1 520
	FRESENIUS MEDICAL CARE AG & CO KGAA SPON ADR-EACH REP 0.5 NPV (FMS)	131 000	36 8300	4,824 73	6,375 48	-1,550 75	58 98	1 220
	FRESENIUS SE&CO KGAA SPON ADR EA REP	258 000	14 0820	3,633 15	4,467 48	-834 33	38 54	1 060
	0.125 ORD SHS (FSNUY)							
	FUJIFILM HLDGS CORP ADR 2 ORD(FUJIY)	107 000	48 1250	5,149 37	4,088 93	1,060 44	86 11	1 670
	FUJITSU UNSP ADR EACH REP 0.2 ORD SHS (FJTSY)	401 000	18 9000	7,578 90	7,035 55	543 35	118 16	1 560

FIDELITY
FAMILY
OFFICE
SERVICES

INVESTMENT REPORT
December 1, 2019 - December 31, 2019

Holdings

Description	Quantity	Price Per Unit	Market Value	Total Cost Basis	Unrealized Gain/Loss	Est. Annual Income (EAI)	Est Yield (EY)
Common Stock (continued)							
GDS HOLDINGS LTD SPON ADS EACH REP 8 ORD CL A (GDS)	63 000	51 5800	3,249 54	2,344 77	904 77	-	-
GALP ENERGIA SGPS SA UNSPONSORED ADR (GLPEY)	719 000	8 3630	6,012 99	6,436 41	-423 42	269 17	4 480
GAZPROM OAO SPON ADR-EACH REPR 2 ORD SHS (OGZPY)	910 000	8 2560	7,512 96	4,241 03	3,271 93	458 73	6 110
GEELY AUTOMOBILE HOLDINGS LIMITED UNSP ADR EA REP 20 ORD SHS HKD0 02 (GELY)	81 000	39 1180	3,168 55	2,314 67	853 88	68 51	2 160
GENERAL DYNAMICS CORP COM USD1.00 (GD)	30 000	176 3500	5,290 50	5,124 45	166 05	122 40	2 310
GENERAL ELECTRIC CO COM USD0.06(GE)	1,155 000	11 1600	12,889 80	18,533 35	-5,643 55	46 20	0 360
GENERAL MILLS INC COM USD0.10(GIS)	146 000	53 5600	7,819 76	7,186 20	633 56	286 16	3 660
GENERAL MTRS CO COM (GM)	269 000	36 6000	9,845 40	10,349 21	-503 81	408 88	4 150
GENMAB AS SPON ADS EACH REP 0.1 ORD SHS (GMAB)	185 000	22 3300	4,131 05	3,815 44	315 61	-	-
GENUINE PARTS CO COM USD1.00(GPC)	41 000	106 2300	4,355 43	3,997 66	357 77	125 05	2 870
GILEAD SCIENCES INC COM USD0.001(GILD)	32 000	64 9800	2,079 36	2,381 31	-301 95	80 64	3 880
GILDAN ACTIVEWEAR INC COM ISIN #CA3759161035 SEDOL #2254645 (GIL)	123 000	29 5300	3,632 19	4,473 54	-841 35	65 93	1 820
GIVAUDAN SA ADR EACH 50 REPR 1 ORD (GVDNY)	185 000	62 6010	11,581 18	7,179 35	4,401 83	135 45	1 170
GLAXOSMITHKLINE PLC SPONSORED ADR (GSK)	241 000	46 9900	11,324 59	10,339 75	984 84	481 27	4 250
GLENCORE PLC UNSPONSORD ADR(GLNCY)	719 000	6 2360	4,483 68	5,105 66	-621 98	244 46	5 450
GLOBE LIFE INC COM (GL)	71 000	105 2500	7,472 75	5,043 27	2,429 48	48 99	0 660
GODADDY INC CL A(GDDY)	40 000	67 9200	2,716 80	2,571 75	145 05	-	-
GOLD FIELDS LTD SPON ADR EACH REPR 1 ORD	1,343 000	6 6000	8,863 80	7,106 44	1,757 36	58 46	0 660
ZARO 50 LVL II (GFI)	10 000	229 9300	2,299 30	1,778 62	520 68	50 00	2 170
GOLDMAN SACHS GROUP INC COM USD0.01 (GS)	116 000	23 2900	2,701 64	2,568 55	133 09	35 11	1 300
GRIFOLS S A SP ADR REP B NVT(GRFS)							

FIDELITY
FAMILY
OFFICE
SERVICES

INVESTMENT REPORT
December 31, 2019 - December 31, 2019

Holdings

Description	Quantity	Price Per Unit	Total Market Value	Total Cost Basis	Unrealized Gain/Loss	Est Annual Income (EAI)	Est Yield (EY)
Common Stock (continued)							
GRUPO TELEvisa SA SPON ADR REP ORD (LV)	219 000	11 7300	2,568 87	3,646 29	-1,077 42	17 21	0 670
GRUPO AEROPORTUARIO DEL SUREST SPON ADR	31 000	187 3900	5,809 09	4,655 16	1,153 93	145 42	2 500
SER B (ASR)							
GRUPO FINANCIERO BANORTE S A B ADR (GBOOY)	111 000	27 9500	3,102 45	3,035 48	66 97	631 14	20 340
GUANGSHEN RAILWAY CO ADR EACH REPR 50 ORD	623 000	16 6000	10,341 80	10,999 99	-658 19	231 34	2 240
H SHS CNY1 (GSH)							
HCA HEALTHCARE INC COM(HCA)	41 000	147 8100	6,060 21	2,877 69	3,182 52	55 60	1 080
HSBC HLDGS PLC SPON ADR NEW (HSBC)	416 000	39 0900	16,261 44	15,047 77	1,213 67	1,058 72	6 510
HP INC COM(HPQ)	281 000	20 5500	5,774 55	3,157 27	2,617 28	198 05	3 430
HALLIBURTON CO COM USD2.50(HAL)	101 000	24 4700	2,471 47	5,004 42	-2,532 95	72 72	2 940
HANG LUNG PROPERTIES (HLP) SPON ADR-EACH	265 000	10 9730	2,907 84	4,740 17	-1,832 33	117 88	4 050
1 CNV INTO 5 ORD HKD1 (HLPPY)							
HELLENIC TELECOM ORGANIZATN SA SPONSORED ADR (HLTOY)	399 000	8 0030	3,193 19	2,674 26	518 93	82 19	2 570
HENKEL AG&CO. KGAA SPON ADS EACH REP	76 000	23 5730	1,791 54	1,486 06	305 48	27 30	1 520
0 25 ORD SHS NPV (HENKY)							
HENKEL AG&CO. KGAA SPON ADS EACH REP	123 000	25 8740	3,182 50	3,492 61	-310 11	44 69	1 400
0 25 ORD SHS (HENOY)							
HENNES & MAURITZ AB ADR(HNNMY)	555 000	4 0700	2,258 85	4,298 36	-2,039 51	56 23	2 490
HERSHEY COMPANY COM USD1.00(HSY)	18 000	146 9800	2,645 64	1,607 25	1,038 39	55 66	2 100
HEWLETT PACKARD ENTERPRISE CO COM (HPE)	215 000	15 8600	3,409 90	2,966 08	443 82	103 20	3 030
HITACHI ADR EACH REPR 2 ORD NPV (HTHY)	81 000	85 1350	6,895 93	4,492 52	2,403 41	140 89	2 040
HOLLYFRONTIER CORPORATION COM USD0 01 (HFC)	120 000	50 7100	6,085 20	7,764 15	-1,678 95	168 00	2 760
HOME DEPOT INC COM(HD)	89 000	218 3800	19,435 82	12,868 50	6,567 32	484 16	2 490
HONDA MOTOR LTD AMERN SHS(HMC)	242 000	28 3100	6,851 02	6,948 51	-97 49	248 74	3 630

FIDELITY
FAMILY
OFFICE
SERVICES

INVESTMENT REPORT
December 1, 2019 - December 31, 2019

Holdings

Stocks (continued)

Description	Quantity	Price Per Unit	Total Market Value	Total Cost Basis	Unrealized Gain/Loss	Est. Annual Income (EAI)	Est. Yield (EY)
Common Stock (continued)							
HONEYWELL INTERNATIONAL INC COM USD1 (HON)	77 000	177 0000	13,629 00	7,395 14	6,233 86	277 20	2 030
HONG KONG EXCHANGES & CLEARING UNSP ADR	107 000	32 4700	3,474 29	2,419 27	1,055 02	82 27	2 370
EACH REPR 1 ORD (HKXC)							
HORMEL FOODS CORP COM(HRL)	136 000	45 1100	6,134 96	5,468 35	666 61	126 48	2 060
HOYA CORP SPONSORED ADR(HOCPY)	66 000	96 1580	6,346 42	2,695 47	3,650 95	54 53	0 860
HUANENG POWER INTERNATIONAL INC ADR EACH REP 40 H SHS CNY1 (HNP)	85 000	20 0900	1,707 65	2,287 35	-579 70	43 93	2 570
HUMANA INC (HUM)	15 000	366 5200	5,497 80	2,441 32	3,056 48	33 00	0 600
EACH REPR 5 ORD SHS (HCM)	89 000	25 0700	2,231 23	2,537 89	-306 66	-	-
HUTCHISON CHINA MEDITECH SPON ADS EACH REPR 5 ORD SHS (HCM)	31 000	249 1100	7,722 41	6,153 49	1,568 92	-	-
IAC INTERACTIVE CORP COM(IAC)	201 000	8 6100	1,730 61	2,444 07	-713 46	30 03	1 740
ITAU CORP BANCA SPON ADR EACH REPR 1500							
COM (ITCB)	164 000	41 2180	6,759 75	6,360 74	399 01	200 20	2 960
IBERDROLA SA SPON ADR EACH REP 4 ORD (IBDRY)	861 000	15 0900	12,992 49	6,105 41	6,887 08	30 04	0 230
ICICI BANK LIMITED SPON ADR EACH REPR 2							
ORD SHS (IBN)	40 000	179 6300	7,185 20	3,290 58	3,894 62	171 20	2 380
ILLINOIS TOOL WORKS INC COM USD0.01 (ITW)	21 000	331 7400	6,966 54	2,830 98	4,135 56	-	-
ILLUMINA INC COM USD0.01(LIMN)	154 000	24 7600	3,813 04	7,127 51	-3,314 47	395 58	10 370
IMPERIAL BRANDS PLC SPON ADR EACH REPR 1							
ORD SH (IMBBY)	173 000	26 4700	4,579 31	5,466 60	-887 29	152 24	3 320
IMPERIAL OIL COM NPV ISIN #CA4530384086 SEDOL #2454241 (IMO)							
INCYTE CORP COM (INCY)	26 000	87 3200	2,270 32	2,784 75	-514 43	-	-
INDITEX (IND.DE DISENO TEXTIL SA) UNSP ADR EACH REP 0 50 ORD (IDEXY)	504 000	17 6510	8,896 10	8,049 94	846 16	176 41	1 980
INDUSTRIAL & COMMERCIAL BK OF CHINA UNSP ADR EACH REPR 20 ORD SHS (IDCBY)	574 000	15 4010	8,840 17	6,827 07	2,013 10	350 44	3 960

FIDELITY
FAMILY
OFFICE
SERVICES

INVESTMENT REPORT
December 1, 2019 - December 31, 2019

Holdings

Stocks (continued)

Description	Quantity	Price Per Unit	Total Market Value	Total Cost Basis	Unrealized Gain/Loss	Est. Annual Income (EAI)	Est. Yield (EY)
Common Stock (continued)							
INFINEON TECHNOLOGIES AG SPON ADR EACH REP 1 ORD SHS (IFNNY)	189 000	22 7980	4,308 82	3,341 91	966 91	39 80	0 920
INFOSYS LTD SPON ADR EACH REP 1 ORD SHS (INFY)	996 000	10 3200	10,278 72	7,044 37	3,234 35	242 48	2 360
INTEL CORP COM USD0.007(INTC)	434 000	59 8500	25,974 90	10,093 53	15,881 37	546 84	2 110
INTERCONTINENTAL HOTELS GROUP SPON ADS EACH REP 1 ORD SHS (IHG)	55 000	68 6700	3,776 85	2,323 51	1,453 34	63 25	1 670
INTERCONTINENTAL EXCHANGE INC COM USD0.01 (ICE)	135 000	92 5500	12,494 25	5,273 22	7,221 03	148 50	1 190
INTERNATIONAL BUS MACH CORP COM USD0.20 (IBM)	96 000	134 0400	12,867 84	17,280 69	-4,412 85	622 08	4 830
INTERNATIONAL PAPER CO COM USD1.00 (IP)	34 000	46 0500	1,565 70	1,621 93	-56 23	69 70	4 450
INTERPUBLIC GROUP COS INC COM USD0.10 (IPG)	105 000	23 1000	2,425 50	2,249 60	175 90	98 70	4 070
INTERTEK GROUP PLC ADR(IKTSY)	127 000	77 5240	9,845 54	6,741 81	3,103 73	131 06	1 330
INTESA SANPAOLO S.P.A. SPON ADR EACH REP 6 ORD SHS (ISNPF)	339 000	15 8170	5,361 96	4,390 52	971 44	324 40	6 050
INTUITIVE SURGICAL INC COM NEW(ISRG)	18 000	591 1500	10,640 70	3,879 63	6,761 07	-	-
INTUIT COM (INTU)	23 000	261 9300	6,024 39	1,479 24	4,545 15	48 76	0 810
ISUZU MTRS LTD ADR (ISUZY)	217 000	11 9530	2,593 80	2,482 84	110 96	75 80	2 920
ITAU UNIBANCO HOLDINGS S.A. ADR EACH REPR 1 PRF NPV (ITUB)	667 000	9 1500	6,103 05	4,659 16	1,443 89	182 93	3 000
ITOCHU CORP ADR(ITOCY)	231 000	46 6440	10,774 76	7,761 95	3,012 81	377 18	3 500
JBS SA SPON ADR EACH REP 2 ORD SHS (JBSAY)	206 000	12 8270	2,642 36	1,132 88	1,509 48	0 21	0 010
JGC HOLDINGS CORPORATION UNSP ADS EACH REP 2 ORD SHS (JGCCY)	67 000	32 2980	2,163 96	2,397 51	-233 55	70 93	3 280
SAINSBURY(J) SPON ADR EACH REP 4 ORD GBP0 28571428 (JSAIY)	232 000	12 1820	2,826 22	5,858 99	-3,032 77	122 39	4 330
JPMORGAN CHASE & CO COM USD1.00 (JPM)	393 000	139 4000	54,784 20	20,847 90	33,936 30	1,414 80	2 580
JACOBS ENGR GROUP INC COM(J)	100 000	89 8300	8,983 00	6,044 05	2,938 95	68 00	0 760
JAMES HARDIE INDUSTRIES PLC SPON ADR EACH REP 1 CDI (JHX)	249 000	19 6400	4,890 36	3,713 07	1,177 29	76 36	1 560

FIDELITY
FAMILY
OFFICE
SERVICES

INVESTMENT REPORT
December 1, 2019 - December 31, 2019

Holdings

Description	Quantity	Price Per Unit	Total Market Value	Total Cost Basis	Unrealized Gain/Loss	Est. Annual Income (EAI)	Est. Yield (EY)
Common Stock (continued)							
JAPAN AIRPORT TERMINAL CO UNSPON ADR EACH REPR 0.5 ORD (JTTRY)	119 000	28 0190	3,334 26	2,314 77	1,019 49	24 16	0 720
JAPAN EXCHANGE GROUP UNSPON ADR EACH REP	330 000	8 8800	2,930 40	2,506 05	424 35	100 96	3 450
0.5 ORD JPY0.00 (JPXGY)							
JAPAN TOBACCO INC UNSP ADR EA REPR ORD (JAPAY)	285 000	11 1920	3,189 72	5,623 05	-2,433 33	200 15	6 270
JARDINE MATHESON HLDGS LTD UNSPONSORD ADR (JMHLY)	47 000	55 6000	2,613 20	2,609 64	3 56	76 14	2 910
JARDINE STRATEGIC HLDGS LTD BM UNSPONSORD ADR (JSHLY)	255 000	15 3250	3,907 87	4,364 18	-456 31	38 71	0 990
JD.COM INC SPON ADS EACH REPR 2 ORD SHS	106 000	35 2300	3,734 38	2,736 39	997 99	-	-
CLASS A (JD)							
JOHNSON & JOHNSON COM USD1.00 (JNJ)	296 000	145 8700	43,177 52	27,380 09	15,797 43	1,124 80	2 610
JONES LANG LASALLE INC COM USD0.01 (JLL)	20 000	174 0900	3,481 80	2,799 96	681 84	17 20	0 490
JULIUS BAER GRUPPE AG UNSP ADR EACH REP	461 000	10 3120	4,753 83	4,882 33	-128 50	123 67	2 600
0.2 ORD SHS (JBAXY)							
JUNIPER NETWORKS COM USD0.00001 (JNPR)	96 000	24 6300	2,364 48	2,247 36	117 12	72 96	3 090
KB FINANCIAL GROUP INC SPONSORED ADR (KB)	362 000	41 3700	14,975 94	14,345 14	630 80	607 13	4 050
KBC GROUP NV UNSPONSORED ADR (KBCSY)	132 000	37 6370	4,968 08	3,985 11	982 97	167 40	3 370
KAO CORP UNSPON ADS EACH REP 0.20 ORD	470 000	16 6090	7,806 23	4,305 16	3,501 07	108 59	1 390
SHS (KAOOY)							
KASIKORN BANK PUB CO LTD UNSPONSORED ADR (KPCPY)	525 000	20 0980	10,551 45	11,326 40	-774 95	208 83	1 980
KDDI CORP ADR (KDDIY)	405 000	14 9670	6,061 63	5,258 78	802 85	206 13	3 400
KELLOGG COMPANY COM USD0.25 (K)	23 000	69 1600	1,590 68	1,500 88	89 80	52 44	3 300
KEPPEL CORP SPON ADR-EACH CNV INTO 2 ORD NPV (KPELY)	318 000	10 0700	3,202 26	2,402 49	799 77	106 63	3 330

FIDELITY
FAMILY
OFFICE
SERVICES

INVESTMENT REPORT
December 31, 2019 - December 31, 2019

Holdings

Description	Quantity	Price Per Unit	Total Market Value	Total Cost Basis	Unrealized Gain/Loss	Est. Annual Income (EAI)	Est. Yield (EY)
Common Stock (continued)							
KERING UNSPON ADR EA REPR 0.1 ORD	126 000	65 6890	8,276 81	2,664 92	5,611 89	138 79	1 680
EUR0.00 (PPRU)							
KEYCORP NEW COM (KEY)	161 000	20 2400	3,258 64	2,828 67	429 97	119 14	3 660
KEYSIGHT TECHNOLOGIES INC COM	50 000	102 6300	5,131 50	4,373 45	758 05		
USD0.01 WD (KEYS)							
KIMBERLY CLARK CORP COM USD1.25 (KMB)	50 000	137 5500	6,877 50	6,459 29	418 21	206 00	3 000
KINDER MORGAN INC COM USD0.01 (KMI)	192 000	21 1700	4,064 64	6,897 21	-2,832 57	192 00	4 720
KINGFISHER SPON ADR EACH REP 2 ORD SHS (KGFHY)	170 000	5 7490	977 33	1,542 71	-565 38	40 87	4 180
KINROSS GOLD CORP COM NPV	778 000	4 7400	3,687 72	2,486 77	1,200 95		
ISIN #CA4969024047 SEDOL #B03Z841 (KGC)							
KIRIN HOLDINGS COMPANY LIMITED SPON ADR EACH REPR 1 ORD NPV (KNBWY)	239 000	21 9920	5,256 08	3,955 04	1,301 04	128 39	2 440
KOMATSU SPON ADR EACH REP 1 ORD NPV SHS (KMTUJ)	187 000	24 3110	4,546 15	4,272 49	273 66	195 60	4 300
KONINKLIJKE AHOLD DELHAIZE NV SPON ADR	222 000	25 0260	5,555 77	5,003 25	552 52	102 34	1 840
EACH REP 1 ORD SHS (POST SPLIT) (ADRNY)							
KONINKLIJKE PHILIPS N V NY REG SH NEW (PHG)	100 000	48 8000	4,880 00	3,008 22	1,871 78	81 70	1 670
KONE OYJ UNSP ADR EACH REPR 0.5 ORD CLASSE B (KNYJY)	256 000	32 7100	8,373 76	6,006 61	2,367 15	237 30	2 830
KOREA ELECTRIC PWR SPONSORED ADR (KEP)	641 000	11 8300	7,583 03	6,988 86	594 17	236 63	3 120
KRAFT HEINZ CO COM (KHC)	58 000	32 1300	1,863 54	2,993 58	-1,130 04	92 80	4 980
KUBOTA CORP ADR-EACH CNV INTO 5 ORD NPV (KUBTY)	53 000	79 4110	4,208 78	4,118 90	89 88	85 75	2 040
KYOCERA CORP SPON ADS EACH REP 1 ORD	82 000	68 8290	5,643 97	4,005 45	1,638 52	121 08	2 150
SHS (KYOCY)							
LG DISPLAY CO LTD SPONS ADR REPR(L)	1,048 000	6 9400	7,273 12	11,949 78	-4,676 66	245 22	3 370
L OREAL CO ADR (LRLCY)	149 000	59 2680	8,830 93	5,005 37	3,825 56	128 46	1 450
L3HARRIS TECHNOLOGIES INC COM(LHX)	36 000	197 8700	7,123 32	7,179 84	-56 52	108 00	1 520

FIDELITY
FAMILY
OFFICE
SERVICES

INVESTMENT REPORT
December 1, 2019 - December 31, 2019

Holdings

Description	Quantity	Price Per Unit	Total Market Value	Total Cost Basis	Unrealized Gain/Loss	Est. Annual Income (EAI)	Est. Yield (EY)
Common Stock (continued)							
LVMH MOET HENNESSY VUITTON SE ADR EACH	148 000	92 9880	13,762 22	5,185 70	8,576 52	204 09	1 480
EACH CNV INTO 0.2 ORD EURO 30 (LVMJUY)							
LAFARGEHOLCIM LTD ADR EACH REPR 0.20 ORD (HCMLY)	271 000	11 0910	3,005 66	2,751 82	253 84	97 79	3 250
LAM RESEARCH CORP COM USD0.001 (LRCX)	22 000	292 4000	6,432 80	3,408 94	3,023 86	101 20	1 570
ESTEE LAUDER COMPANIES INC COM USD0.01 CLASS A (EL)	54 000	206 5400	11,153 16	4,596 87	6,556 29	103 68	0 930
LEGGETT & PLATT INC COM USD0.01 (LEG)	75 000	50 8300	3,812 25	3,688 95	123 30	120 00	3 150
LENLEASE CORPORATION LIMITED ADR EACH REP 1 ORD NPV (LLESY)	363 000	12 3720	4,491 03	4,733 03	-242 00	45 56	1 010
LENNAR CORP COM USD0.10 CLASS A (LEN)	67 000	55 7900	3,737 93	3,980 47	-242 54	10 72	0 290
LENOVO GROUP LIMITED ADR EACH 1 REPR 20	193 000	13 4240	2,590 83	2,313 82	277 01	130 99	5 080
HK00 025 (LNVGY)							
ELI LILLY AND CO COM (LLY)	152 000	131 4300	19,977 36	11,365 48	8,611 88	449 92	2 250
LINCOLN NATIONAL CORP COM NPV (LNC)	42 000	59 0100	2,478 42	2,702 25	-223 83	67 20	2 710
LINE CORP SPON ADS EACH REPR 1 ORD SHS (LIN)	99 000	49 0100	4,851 99	2,940 24	1,911 75	-	-
LIXIL GROUP CORP UNSPONSORD ADR (JSGRY)	54 000	34 7640	1,877 25	1,942 90	-65 65	69 61	3 710
LLOYDS BANKING GROUP PLC SPONSORED ADR (LYG)	1,746 000	3 3100	5,779 26	5,228 49	550 77	286 31	4 950
LOCALIZA RENT A CAR S A SPONSORED ADR (LZRFY)	316 000	11 7860	3,724 37	3,077 84	646 53	-	-
LOCKHEED MARTIN CORP COM USD1.00 (LIMIT)	30 000	389 3800	11,681 40	3,684 07	7,997 33	288 00	2 470
LONDON STOCK EXCHANGE GROUP UNSPN ADR EACH REPR 0.5 ORD (LNSTY)	306 000	25 6670	7,854 10	3,705 56	4,148 54	53 52	0 680
LONZA GROUP AG UNSPONSORED ADR (LZAGY)	214 000	36 4740	7,805 43	3,763 65	4,041 78	51 18	0 660
LOWES COMPANIES INC COM USD0.50 (LOW)	121 000	119 7600	14,490 96	5,219 53	9,271 43	266 20	1 840
MS&AD INS GROUP HLDGS ADR (MSADY)	256 000	16 6140	4,253 18	4,073 23	179 95	171 77	4 040
MSCI INC COM (MSCI)	29 000	256 1800	7,487 22	4,467 52	3,019 70	78 88	1 050

FIDELITY
FAMILY
OFFICE
SERVICES

INVESTMENT REPORT
December 1, 2019 - December 31, 2019

Holdings

Stocks (continued)

Description	Quantity	Price Per Unit	Total Market Value	Total Cost Basis	Unrealized Gain/Loss	Est. Annual Income (EAI)	Est. Yield (EY)
Common Stock (continued)							
MACQUARIE GROUP LIMITED ADR EACH REPR 1 ORD (MQBK)	67 000	96 9010	6,492 36	4,172 00	2,320 36	281 05	4 330
MAGNA INTL INC COM ISIN #CA5592224011 SEDOL #2554475 (MGA)	66 000	54 8400	3,619 44	2,717 25	902 19	96 36	2 660
MAKITA CORP SPON ADR EACH REP 1 ORD SHS (MKTAY)	72 000	35 0590	2,524 24	2,495 91	28 33	41 21	1 630
MANPOWERGROUP INC COM USD0.01(MAN)	28 000	97 1000	2,718 80	2,188 72	530 08	61 04	2 250
MANULIFE FINANCIAL CORP COM NPV ISIN #CA56501R1064 SEDOL #2492519 (MFC)	271 000	20 2900	5,498 59	4,147 85	1,350 74	271 00	4 930
MARATHON OIL CORPORATION COM USD1 00 (MRO)	160 000	13 5800	2,172 80	1,515 71	657 09	32 00	1 470
MARATHON PETROLEUM CORP COM USD0.01 (MPC)	61 000	60 2500	3,675 25	2,503 24	1,172 01	129 32	3 520
MARKEL CORP COM NPV(MKL)	4 000	1,143 1700	4,572 68	3,620 59	952 09	-	-
MARKETAXESS HLDGS INC COM(MKTX)	12 000	379 1100	4,549 32	4,431 87	117 45	24 48	0 540
MARSH & MCLENNAN COMPANIES INC COM USD1 00 (MMC)	69 000	111 4100	7,687 29	4,800 69	2,886 60	125 58	1 630
MARRIOTT INTERNATIONAL INC COM USD0 01 CLASS A (MAR)	50 000	151 4300	7,571 50	3,193 38	4,378 12	96 00	1 270
MARTIN MARIETTA MATERIALS INC COM USD0 01 (MLM)	12 000	279 6400	3,355 68	2,698 59	657 09	26 40	0 790
MASTERCARD INC CL A (MA)	119 000	288 5900	35,532 21	11,609 92	23,922 29	190 40	0 540
MAZDA MTR CORP UNSPONSORD ADR (MZDAY)	322 000	4 3160	1,389 75	2,553 36	-1,163 61	51 92	3 740
MCDONALDS CORP(MCD)	88 000	197 6100	17,389 68	10,438 79	6,950 89	440 00	2 530
MCKESSON CORP (MCK)	33 000	138 3200	4,564 56	4,669 86	-105 30	54 12	1 190
MERCADOLIBRE INC COM USD0.001(MELI)	11 000	571 9400	6,291 34	3,007 73	3,283 61	-	-
MERCK & CO INC NEW COM (MRK)	176 000	90 9500	16,007 20	10,065 07	5,942 13	429 44	2 680
METHANEX CORP COM ISIN #CA59151K1084 SEDOL #2654416 (MEOH)	82 000	38 6300	3,167 66	3,580 97	-413 31	118 08	3 730
METLIFE INC COM USD0.01(MET)	98 000	50 9700	4,995 06	4,043 90	951 16	172 48	3 450
MICHELIN COMPAGNIE GENERALE DE UNSPONSORD ADR (MGDDY)	210 000	24 4930	5,143 53	4,023 77	1,119 76	173 70	3 380
MICRO FOCUS INTERNATIONAL PLC DEPOSITARY RECEIPT (MFGP)	24 000	14 0300	336 72	848 82	-512 10	13 29	3 950

FIDELITY
FAMILY
OFFICE
SERVICES

INVESTMENT REPORT
December 1, 2019 - December 31, 2019

Holdings

Description	Quantity	Price Per Unit	Total Market Value	Total Cost Basis	Unrealized Gain/Loss	Est. Annual Income (EAI)	Est. Yield (EY)
Common Stock (continued)							
MICROSOFT CORP (MSFT)	826 000	157 7000	130,260 20	45,825 40	84,434 80	1,685 04	1 290
MICRON TECHNOLOGY (MU)	93 000	53 7800	5,001 54	4,286 37	715 17	-	-
MITSUBISHI CORP SPONSORED ADR (MSBHY)	105 000	53 3700	5,603 85	4,730 33	873 52	245 92	4 390
MITSUBISHI ELEC CORP ADR (MIELY)	159 000	27 5780	4,384 90	4,498 91	-114 01	117 25	2 670
MITSUBISHI ESTATE LTD ADR (MITEY)	274 000	19 2270	5,268 19	5,466 03	-197 84	80 93	1 540
MITSUBISHI UFJ FINANCIAL GROUP INC	1,705 000	5 4300	9,258 15	10,664 20	-1,406 05	369 47	3 990
SPON ADS EACH REP 1 ORD SHS (MUFG)							
MITSUMI & CO SPON ADR EACH REP 20 ORD SHS (MITSY)	16 000	358 1320	5,730 11	4,404 83	-1,325 28	236 53	4 130
MIZUHO FINL GROUP INC SPONSORED ADR (MFG)	1,403 000	3 0900	4,335 27	5,170 99	-835 72	193 86	4 470
MOBILE TELESYSTEMS PJSC SPON ADR EACH	240 000	10 1500	2,436 00	2,537 55	-101 55	216 48	8 890
MOLSON COORS BREWING COMPANY COM USD0.01	28 000	53 9000	1,509 20	2,776 87	-1,267 67	63 84	4 230
CLASS B (TAP)							
MONDELEZ INTL INC COM NPV (MDLZ)	184 000	55 0800	10,134 72	6,746 90	3,387 82	209 76	2 070
MONSTER BEVERAGE CORP NEW COM (MNST)	61 000	63 5500	3,876 55	2,737 09	1,139 46	-	-
MOODYS CORP COM USD0.01 (MCO)	20 000	237 4100	4,748 20	1,767 41	2,980 79	40 00	0 840
MORGAN STANLEY COM USD0.01 (MS)	177 000	51 1200	9,048 24	5,150 43	3,897 81	247 80	2 740
MOTOROLA SOLUTIONS INC COM NEW (MSI)	23 000	161 1400	3,706 22	3,751 07	-44 85	58 88	1 590
MUENCHNER RUECKVERSICHERUNGS AG UNSP ADR EACH REPR 0 10 ORD (MURGY)	245 000	29 5220	7,232 89	4,507 38	2,725 51	174 32	2 410
MURATA MFG CO LTD UNSPONSORED ADR (MRAAY)	387 000	15 5190	6,005 85	4,377 83	1,628 02	167 18	2 780
NTT DOCOMO INC SPON ADS EACH REP 1 ORD	135 000	27 9550	3,773 92	3,063 00	710 92	142 61	3 780
SHS (DCMY)							
NASDAQ INC COM STK (NDAQ)	70 000	107 1000	7,497 00	4,364 83	3,132 17	131 60	1 760
NASPERS SPON ADR EACH REP 0.2 CLN SHS (POST SPLT) (NPSNY)	198 000	32 7640	6,487 27	5,918 41	568 86	13 58	0 210

FIDELITY
FAMILY
OFFICE
SERVICES

INVESTMENT REPORT
December 1, 2019 - December 31, 2019

Holdings

Stocks (continued)

Description	Quantity	Price Per Unit	Total Market Value	Total Cost Basis	Unrealized Gain/Loss	Est. Annual Income (EAI)	Est. Yield (EY)
Common Stock (continued)							
NATIONAL AUSTRALIA BANK SPONS ADR EACH	701 000	8 6570	6,068 55	11,700 47	-5,631 92	390 79	6 440
CNV INTO 1 NPV (NABZY)							
NATIONAL GRID SPON ADR EACH REP 5 ORD SHS(POST SPLT) (NGG)	79 000	62 6700	4,950 93	4,951 26	-0 33	167 05	3 370
NATURGY ENERGY GROUP S.A. UNSPON ADR EACH	913 000	5 0290	4,591 47	4,868 14	-276 67	129 72	2 830
REPR 0 20 ORD SHS (GASNY)							
NESTLE S A SPONSORED ADR(NSRGY)	340 000	108 2050	36,789 70	24,191 62	-12,598 08	823 99	2 240
NETFLIX COM INC COM(NFLX)	63 000	323 5700	20,384 91	9,077 77	11,307 14		
NETEASE INC ADS EACH REPR 25 COM STK USD0 0001 (NITES)	12 000	306 6400	3,679 68	2,786 91	892 77	76 11	2 070
NEW ORIENTAL ED & TECHNOLOGY GP INC SPON ADS EA REP 1 ORD SHS (EDU)	48 000	121 2500	5,820 00	2,467 47	3,352 53		
NEWCREST MINING ADR-EACH CNV INTO 1 ORD NPV (NCMGY)	171 000	21 2640	3,636 14	1,283 49	2,352 65	33 11	0 910
NEWELL BRANDS INC COM(NWL)	59 000	19 2200	1,133 98	2,849 98	-1,716 00	54 28	4 790
NEXTERA ENERGY INC COM USD0 01(NEE)	47 000	242 1600	11,381 52	5,338 69	6,042 83	235 00	2 060
NICE LTD ADR-EACH CNV INTO 1 ORD ILS1 (NICE)	31 000	155 1500	4,809 65	1,870 73	2,938 92		
NIDEC CORPORATION(NJDCY)	124 000	34 5180	4,280 23	2,848 17	1,432 06	31 32	0 730
NIKE INC CLASS B COM NPV(NKE)	156 000	101 3100	15,804 36	6,117 74	9,686 62	152 88	0 970
NIKON CORP UNSP ADR EACH REP 1 ORD SHS (NINYO)	252 000	12 3670	3,116 48	3,626 67	-510 19	139 20	4 470
NINTENDO CO LTD ADR(8 CNV INTO 1 ORD)NPV (NTDOY)	199 000	50 5750	10,064 42	6,684 19	3,380 23	208 94	2 080
NIPPON TEL & TEL CORP SPON ADR EACH REP 1	75 000	50 7380	3,805 35	2,982 45	822 90	131 32	3 450
ORD SHS (NTTY)							
NITTO DENKO CORP ADR(NDEKY)	73 000	28 4330	2,075 60	2,630 48	-554 88	63 87	3 080
NOAH HOLDINGS LIMITED ADS EA REPR 0 5 ORD SHS CL A (NOAH)	87 000	35 3700	3,077 19	4,561 14	-1,483 95		
NOKIA OYJ ADR EACH REPR 1 ORD NPV (NOK)	1,039 000	3 7100	3,854 69	4,361 36	-506 67	233 13	6 050
NOBLE ENERGY INC COM(NBL)	75 000	24 8400	1,863 00	4,067 48	-2,204 48	36 00	1 930

FIDELITY
FAMILY
OFFICE
SERVICES

INVESTMENT REPORT
December 1, 2019 - December 31, 2019

Holdings

Stocks (continued)

Description	Quantity	Price Per Unit	Total Market Value	Total Cost Basis	Unrealized Gain/Loss	Est. Annual Income (EAI)	Est. Yield (EY)
Common Stock (continued)							
NOMURA HLDGS INC SPONSORED ADR (NMR)	777 000	5 1600	4,009 32	4,265 91	-256 59	127 99	3 190
NORDEA BK ABP SPONSORED ADS(NRDBY)	346 000	8 0800	2,795 68	4,284 74	-1,489 06	181 43	6 480
NORFOLK SOUTHERN CORP COM USD1 (NSC)	51 000	194 1300	9,900 63	3,953 56	5,947 07	191 76	1 940
NORTHERN TRUST CORP COM USD1.666 (NTRS)	50 000	106 2400	5,312 00	2,988 73	2,323 27	140 00	2 640
NORTHROP GRUMMAN CORP COM USD1 (NOC)	27 000	343 9700	9,287 19	4,778 90	4,508 29	142 56	1 540
NORTONLIFELOCK INC COM(NLOK)	107 000	25 5200	2,730 64	2,358 40	372 24	53 50	1 950
NOVARTIS A G SPONSORED ADR(NVS)	233 000	94 6900	22,062 77	14,081 05	7,981 72	429 23	1 950
NOVO NORDISK A/S ADR-EACH CNV INTO 1 CLASS B DKK1 (NVO)	195 000	57 8800	11,286 60	10,057 64	1,228 96	170 09	1 510
NVIDIA CORP(NVDA)	57 000	235 3000	13,412 10	1,784 78	11,627 32	36 48	0 270
OREILLY AUTOMOTIVE INC NEW USD0.01 (ORLY)	16 000	438 2600	7,012 16	4,415 47	2,596 69	-	-
OCCIDENTAL PETE CORP COM(OXY)	99 000	41 2100	4,079 79	7,295 38	-3,215 59	312 84	7 670
OLYMPUS CORPORATION ADR-EACH CNV INTO 1	296 000	15 5420	4,600 43	2,569 09	2,031 34	164 97	3 590
ORD NPV (OCPNY)							
OMRON CORP SPONSORED ADR(OMRNY)	65 000	59 0750	3,839 87	2,498 75	1,341 12	50 19	1 310
ONO PHARMACEUTICAL CO UNSP ADR REPR	320 000	7 6740	2,455 68	2,531 15	-75 47	44 25	1 800
0.3333 ORD (OPHLY)							
ORACLE CORP COM(ORCL)	322 000	52 9800	17,059 56	10,912 89	6,246 67	309 12	1 810
ORANGE-SPON ADR(ORAN)	206 000	14 5900	3,005 54	2,420 54	585 00	161 24	5 360
ORICA LTD UNSPONSORED ADR(ORCLDY)	84 000	15 4510	1,297 88	1,968 17	-670 29	28 13	2 170
ORIX CORPORATION SPON ADR EACH REP 5	40 000	83 4100	3,336 40	2,835 30	501 10	149 17	4 470
ORD NPV CIT (IX)							
ORKLA S SPON ADR A(ORKLY)	425 000	10 1240	4,302 70	3,771 33	531 37	125 91	2 980
OTSUKA HLDGS CO LTD UNSP ADR EACH REP	189 000	22 4660	4,246 07	4,034 60	211 47	87 14	2 050
0.5 ORD SHS (OTSKY)							

FIDELITY
FAMILY
OFFICE
SERVICES

INVESTMENT REPORT
December 1, 2019 - December 31, 2019

Holdings

Description	Quantity	Price Per Unit	Total Market Value	Total Cost Basis	Unrealized Gain/Loss	Est. Annual Income (EAI)	Est. Yield (EY)
Common Stock (continued)							
OIL COMPANY LUKOIL PJSC SPON ADR EACH	115 000	99 1800	11,405 70	5,641 80	5,763 90	445 91	3 910
REP 1 ORD SHS ISIN #US69343P1057 SEDOL #BYZDW27 (LUKOY)							
PLDT INC ADR EACH REP 1 ORD SHS(PHI)	211 000	19 9900	4,217 89	4,660 18	-442 29	291 40	6 910
PNC FINANCIAL SERVICES GROUP COM USD5 (PNC)	93 000	159 6300	14,845 59	7,039 14	7,806 45	427 80	2 880
POSCO ADR EACH REP(PKX)	275 000	50 6200	13,920 50	13,727 10	193 40	647 22	4 650
PPG INDUSTRIES INC COM USD1.666(PPG)	64 000	133 4900	8,543 36	5,402 77	3,140 59	130 56	1 530
BANK RAKYAT INDONESIA UNSP ADR EACH REPR 50 ORD B SHS (BKRRY)	298 000	15 8470	4,722 40	2,485 08	2,237 32	96 69	2 050
BANK MANDIRI(PERSERO) UNSPON ADR EACH REP 20 ORD (PPER)	395 000	11 0570	4,367 51	3,774 46	593 05	94 14	2 160
PT ASTRA INTL TBK UNSPONSORD ADR (PTAI)	248 000	9 9770	2,474 29	3,017 43	-543 14	51 52	2 080
PAN PACIFIC INTL HLDGS CORP UNSPON ADS EACH REP 1 ORD SHS (DQJCY)	256 000	16 6640	4,265 98	2,405 39	1,860 59	23 66	0 550
PANASONIC CORP ADR(PCRFY)	394 000	9 4730	3,732 36	3,614 46	117 90	108 48	2 910
PANDORA A/S SPON ADR EACH REP 0.25 ORD (PANDY)	90 000	10 8830	979 47	2,621 55	-1,642 08	80 98	8 270
PAYPAL HLDGS INC COM(PYPL)	126 000	108 1700	13,629 42	5,054 25	8,575 17	76 95	2 890
PEARSON SPONS ADR EACH REP 1 ORD GBP0 25 (PSO)	316 000	8 4300	2,663 88	6,530 60	-3,866 72	580 80	6 480
PEMIBINA PIPELINE CORP COM ISIN #CA7063271034 SEDOL #B4PT2P8 (PBA)	242 000	37 0600	8,968 52	7,804 61	1,163 91	542 44	2 800
PEPSICO INC(PEP)	142 000	136 6700	19,407 14	11,581 47	7,825 67	74 69	1 930
PERNOD RICARD ADR EACH REPR 0.20 ORD (PDRDY)	108 000	35 7850	3,864 78	4,035 07	-170 29	70 29	2 710
TELEKOMUNIKASI INDONESIA(PERSERO) ADR EA REP 100 SER B IDR250 (TLK)	91 000	28 5000	2,593 50	2,626 02	-32 52	963 68	3 890
PETROLEO BRASILEIRO SA PETROBRAS SPON	257 000	15 9400	4,096 58	1,484 48	2,612 10	758 16	5 500
ADS EACH REP 2 ORD SHS (PBR)							
PFIZER INC (PFE)	634 000	39 1800	24,840 12	19,294 86	5,545 26	963 68	3 890
PHILIP MORRIS INTERNATIONAL INC COM NPV (PM)	162 000	85 0900	13,784 58	14,408 13	-623 55	758 16	5 500

FIDELITY
FAMILY
OFFICE
SERVICES

INVESTMENT REPORT
December 1, 2019 - December 31, 2019

Holdings

Description	Quantity	Price Per Unit	Total Market Value	Total Cost Basis	Unrealized Gain/Loss	Est. Annual Income (EAI)	Est. Yield (EY)
Common Stock (continued)							
PING AN INS GROUP CO CHINA LTD SPON ADR	309 000	23 6400	7,304 76	3,869 87	3,434 89	138 50	1 900
REP H (PNGAY)							
PINNACLE WEST CAPITAL CORP COM NPV (PNW)	68 000	89 9300	6,115 24	4,492 48	1,622 76	212 84	3 480
PIONEER NATURAL RESOURCES CO COM USD0.01 (PXD)	16 000	151 3700	2,421 92	1,939 67	482 25	28 16	1 160
PRINCIPAL FINANCIAL GROUP(PFG)	71 000	55 0000	3,905 00	3,373 20	531 80	156 20	4 000
PROCTER & GAMBLE CO COM(PG)	199 000	124 9000	24,855 10	16,625 08	8,230 02	593 74	2 390
PRUDENTIAL FINL INC(PRU)	51 000	93 7400	4,780 74	3,579 19	1,201 55	204 00	4 270
PRUDENTIAL ADR EACH REPR 2 ORD GBP0.05 (PUK)	138 000	38 0900	5,256 42	5,303 01	-46 59	174 52	3 320
PUBLIC SVC ENTERPRISE GRP INC COM (PEG)	42 000	59 0500	2,480 10	1,735 32	744 78	78 96	3 180
PUBLICIS S A NEW SPONSORED ADR (PUBGY)	264 000	11 3260	2,990 06	5,024 63	-2,034 57	156 27	5 230
QBE INS GROUP LTD SPONSORED ADR (QBIKY)	316 000	9 0540	2,861 06	2,614 95	246 11	110 33	3 860
QUALCOMM INC (QCOM)	138 000	88 2300	12,175 74	8,453 38	3,722 36	342 24	2 810
QUEST DIAGNOSTICS INC COM USD0.01 (DGX)	93 000	106 7900	9,931 47	7,195 08	2,736 39	197 16	1 990
RSA INSURANCE GROUP PLC SPON ADR EACH	186 000	7 4930	1,393 69	1,586 53	-192 84	50 07	3 590
REP 1 ORD SHS (RSNAY)							
RAKUTEN INC ADR EACH REPR 1 ORD JPY0.00 (RKUNY)	249 000	8 6040	2,142 39	2,553 98	-411 59	10 07	0 470
RAYMOND JAMES FINANCIAL INC COM(RJF)	35 000	89 4600	3,131 10	1,526 47	1,604 63	51 80	1 660
RAYTHEON CO COM NEW (RTN)	34 000	219 7400	7,471 16	5,035 87	2,435 29	128 18	1 720
RECKITT BENCKISER GROUP PLC SPON ADR	345 000	16 2390	5,602 45	5,068 88	533 57	140 56	2 510
EACH REP 0.20 ORD SHS (RBGLY)							
RECRUIT HOLDINGS CO LTD UNSPON ADR EACH	617 000	7 5440	4,654 64	4,288 15	366 49	33 67	0 720
REPR 0.2 ORD SHS (RCRUY)							

FIDELITY
FAMILY
OFFICE
SERVICES

INVESTMENT REPORT
December 1, 2019 - December 31, 2019

Holdings

Stocks (continued)

Description	Quantity	Price Per Unit	Total Market Value	Total Cost Basis	Unrealized Gain/Loss	Est. Annual Income (EAI)	Est Yield (EY)
Common Stock (continued)							
RED ELECTRICA CORP UNSP ADR EACH REPR	493 000	10 0600	4,959 58	4,302 03	657 55	196 16	3 980
0.5 ORD (RDEIY)							
REGENERON PHARMACEUTICALS(REGN)	9 000	375 4800	3,379 32	3,628 19	-248 87	-	-
REGIONS FINL CORP(RF)	310 000	17 1600	5,319 60	4,130 95	1,188 65	192 20	3 610
RELX PLC SPON ADS EACH REPR 1 ORD SHS	262 000	25 2700	6,620 74	4,187 70	2,433 04	141 51	2 140
GBPO.144 (RELX)							
RENAULT SA UNSPON ADR EACH REPR 0.20 ORD (RNLSY)	531 000	9 4690	5,028 03	9,455 82	-4,427 79	424 55	8 440
REPSOL S A SPONSORED ADR(REPY)	311 000	15 6360	4,862 79	3,300 84	1,561 95	258 32	5 310
RIO TINTO ADR EACH REP 1 ORD(RIO)	134 000	59 3600	7,954 24	6,384 00	1,570 24	443 54	5 580
ROCHE HLDG LTD SPONSORED ADR (RHHBY)	588 000	40 5330	23,833 40	19,787 66	4,045 74	398 95	1 670
ROCKWELL AUTOMATION INC(ROK)	17 000	202 6700	3,445 39	1,449 89	1,995 50	69 36	2 010
ROGERS COMMUNICATIONS INC CLASS B COM CAD1 62478 ISIN	131 000	49 6700	6,506 77	4,520 38	1,986 39	262 00	4 030
#CAT751092007 SEDOL #2169051 (RCI)							
ROKU INC COM CL A(ROKU)	21 000	133 9000	2,811 90	2,829 75	-17 85	40 87	1 410
ROLLS ROYCE HOLDINGS SPON ADR EACH REP 1 ORD SHS (RYCEY)	321 000	9 0510	2,905 37	2,715 59	189 78	-	-
ROSS STORES INC COM(ROST)	79 000	116 4200	9,197 18	4,437 92	4,759 26	80 58	0 880
ROYAL BANK OF CANADA MONTREAL QUE COM NPV	116 000	79 2000	9,187 20	7,732 39	1,454 81	487 20	5 300
ISIN #CA7800871021 SEDOL #2754383 (RY)							
ROYAL DUTCH SHELL PLC SPON ADR B (RDSB)	184 000	59 9700	11,034 48	9,811 47	1,223 01	691 84	6 270
ROYAL DUTCH SHELL ADR EA REP 2 CL A EURO.07 (RDSA)	216 000	58 9800	12,739 68	10,872 75	1,866 93	812 16	6 380
S&P GLOBAL INC COM(SPGI)	38 000	273 0500	10,375 90	4,575 93	5,799 97	86 64	0 840
SK TELECOM LTD SPONSORED ADR(SKM)	479 000	23 1100	11,069 69	10,659 63	410 06	461 79	4 170
SMC CORP JAPAN SPONSORED ADR (SMCAY)	283 000	23 1380	6,548 05	4,026 55	2,521 50	52 05	0 790
SAFRAN S A SPON ADR(SAFRY)	255 000	38 6280	9,850 14	4,319 69	5,530 45	258 95	2 630

FIDELITY
FAMILY
OFFICE
SERVICES

INVESTMENT REPORT
December 1, 2019 - December 31, 2019

Holdings

Description	Quantity	Price Per Unit	Total Market Value	Total Cost Basis	Unrealized Gain/Loss	Est. Annual Income (EAI)	Est Yield (EY)
Common Stock (continued)							
SALEFORCE.COM INC COM USD0.001 (CRM)	70 000	162 6400	11,384 80	3,954 96	7,429 84	-	-
SANDVIK AB ADR-EACH REPR 1 ORD SEK6 (SDV/KY)	328 000	19 5120	6,399 93	3,912 79	2,487 14	145 44	2 270
SANLAM ADR EACH REPR 2 SHS(SLLDY)	297 000	11 3130	3,359 96	2,209 71	1,150 25	99 80	2 970
SANOI SPONSORED ADR(SNVI)	240 000	50 2000	12,048 00	11,411 79	636 21	413 36	3 430
SANTEN PHARMACEUTICAL CO ADR EACH REPR 1/2 ORD SH (SNPHY)	237 000	19 1950	4,549 21	3,180 20	1,369 01	56 67	1 250
SAP SE SPON ADR(SAP)	70 000	133 9900	9,379 30	7,198 95	2,180 35	84 19	0 900
SASOL SPON ADR EACH CNV INTO 1 ORD NPV (SSL)	98 000	21 6100	2,117 78	4,671 57	-2,553 79	68 71	3 240
SBERBANK OF RUSSIA SPON ADR EACH REPR 4	444 000	16 4400	7,299 36	4,412 43	2,886 93	446 86	6 120
ORD SHS ISIN #US80585Y3080 SEDOL #B5SC091 (SBRCY)							
HENRY SCHEIN INC COM(HSIC)	60 000	66 7200	4,003 20	3,534 90	468 30	-	-
SCHLUMBERGER LIMITED COM USD0.01 (SLB)	142 000	40 2000	5,708 40	11,566 75	-5,858 35	284 00	4 980
SCHNEIDER ELECTRIC SE UNSPONSORD ADR (SBGSY)	365 000	20 5420	7,497 83	4,586 90	2,910 93	192 11	2 560
THE CHARLES SCHWAB CORPORATION COM (SCHW)	135 000	47 5600	6,420 60	5,287 80	1,132 80	91 80	1 430
SECOM CO LTD - UNSP - ADR(SOMLY)	122 000	22 4910	2,743 90	2,226 76	517 14	47 82	1 740
SEKISUI HOUSE LTD SPONSORED ADR (SKHSY)	238 000	21 4720	5,110 33	3,802 86	1,307 47	173 20	3 390
SEMICONDUCTOR MANUFACTURING INTL CO SPON ADS EACH REP 5 ORD SHS (SMICY)	338 000	7 6620	2,589 75	2,333 39	256 36	-	-
SEMPRA ENERGY (SRE)	29 000	151 4800	4,392 92	2,742 42	1,650 50	112 23	2 550
SERVICENOW INC COM USD0.001(NOW)	31 000	282 3200	8,751 92	2,706 50	6,045 42	-	-
SEVEN & HLDGS CO LTD UNSPONSORD ADR (SWNDY)	231 000	18 4170	4,254 32	4,556 34	-302 02	100 45	2 360
SHAW COMMUNICATIONS INC CL B CONV ISIN #CA82028K2002 SEDOL #2801836 (SJR)	193 000	20 2900	3,915 97	4,489 65	-573 68	228 71	5 840
SHERWIN WILLIAMS CO(SHW)	11 000	583 5400	6,418 94	2,796 51	3,622 43	49 72	0 770

FIDELITY
FAMILY
OFFICE
SERVICES

INVESTMENT REPORT
December 1, 2019 - December 31, 2019

Holdings

Stocks (continued)

Description	Quantity	Price Per Unit	Total Market Value	Total Cost Basis	Unrealized Gain/Loss	Est. Annual Income (EAI)	Est. Yield (EY)
Common Stock (continued)							
SHIN ETSU CHEM CO LTD ADR(SHECY)	244 000	27 7430	6,769 29	4,536 59	2,232 70	118 41	1 750
SHINHAN FINANCIAL GROUP CO LTD SPONS ADR EACH REP 2 ORD KRW5000 (SHG)	297 000	38 0700	11,306 79	12,398 28	-1,091 49	412 39	3 650
SHISEIDO SPONSORED ADR(SSDOY)	95 000	71 6080	6,802 76	1,914 20	4,888 56	48 32	0 710
SHOPRITE HLDGS LTD SPONSORED ADR (SRGHY)	261 000	9 0050	2,350 30	3,524 93	-1,174 63	40 08	1 710
SIAM COML BK PUB LTD UNSPONSOR ADR (SMUJY)	328 000	15 4910	5,081 04	5,989 31	-908 27	182 72	3 600
SIEMENS AG SPON ADR EACH REP 1 ORD SHS.(SIEGY)	156 000	65 4080	10,203 64	8,904 30	1,299 34	256 83	2 520
SINGAPORE EXCHANGE UNSP ADR EACH REPR	79 000	98 8360	7,808 04	5,953 10	1,854 94	244 88	3 140
15 ORD (SPXCY)							
SMITH & NEPHEW ADR EACH REPR 2 ORD (SNN)	141 000	48 0700	6,777 87	3,511 95	3,265 92	99 83	1 470
SMUCKER J M CO COM NEW(SJM)	15 000	104 1300	1,561 95	1,535 85	26 10	52 80	3 380
SNAP ON INC(SNA)	29 000	169 4000	4,912 60	4,654 86	257 74	125 28	2 550
SOCIETE GENERALE FRANCE SPONSORED ADR(SCGLY)	540 000	6 9630	3,760 02	4,997 21	-1,237 19	266 57	7 090
SODEXO SPON ADR EACH REP 1 ORD SHS (SDXAY)	190 000	23 7180	4,506 42	3,726 07	780 35	124 63	2 770
SOFTBANK GROUP CORP UNSP ADR EACH REPR	466 000	21 8820	10,197 01	7,229 43	2,967 58	71 01	0 700
0.50 ORD (SFTBY)							
SONIC HEALTHCARE SPON ADR EACH REP 1 ORD SHS (SKHHY)	154 000	20 2100	3,112 34	2,493 51	618 83	39 63	1 270
SONOVA HLDG AG UNSPONSORED ADR (SONVY)	168 000	45 7480	7,685 66	6,619 11	1,066 55	55 76	0 730
SONY CORP SPON ADR EACH REPR 1 ORD (SNE)	161 000	68 0000	10,948 00	4,847 61	6,100 39	59 02	0 540
SOUTH32 LTD SPON ADR EA REPR 5 ORD (SOUHY)	252 000	9 4900	2,391 48	2,660 25	-268 77	111 28	4 650
SPARK NEW ZEALAND(SPKKY)	297 000	14 6060	4,337 98	3,436 31	901 67	181 36	4 180
STANDARD BK GROUP LTD SPONSORED ADR(SGBLY)	600 000	12 0370	7,222 20	7,397 29	-175 09	309 40	4 280

FIDELITY
FAMILY
OFFICE
SERVICES

INVESTMENT REPORT
December 1, 2019 - December 31, 2019

Holdings

Stocks (continued)	Description	Quantity	Price Per Unit	Total Market Value	Total Cost Basis	Unrealized Gain/Loss	Est. Annual Income (EAI)	Est. Yield (EY)
	Common Stock (continued)							
	STANLEY BLACK & DECKER INC COM USD2 50 (SWK)	48 000	165 7400	7,955 52	4,054 31	3,901 21	132 48	1 670
	STARBUCKS CORP COM USD0.001(SBUX)	136 000	87 9200	11,957 12	11,954 27	2 85	223 04	1 870
	STATE STR CORP COM (STT)	59 000	79 1000	4,666 90	3,611 88	1,055 02	122 72	2 630
	STMICROELECTRONICS NY SHS-EACH REPR 1	168 000	26 9100	4,520 88	2,373 75	2,147 13	34 27	0 760
	ORD EUR1 04 (STM)							
	STRYKER CORP (SYK)	67 000	209 9400	14,065 98	4,645 57	9,420 41	154 10	1 100
	SUBARU CO LTD UNSPON ADR EACH REP 0.5 ORD	218 000	12 4850	2,721 73	4,405 01	-1,683 28	145 14	5 330
	SHS (FUJHY)							
	SUMITOMO CORP SPONSORED ADR (SSUMY)	333 000	14 9440	4,976 35	3,972 32	1,004 03	254 84	5 120
	SUMITOMO MITSUJI TRUST HOLDINGS INC SPON ADR EA REPR 0 1 ORD SHS (SUTNY)	702 000	3 9910	2,801 68	2,650 98	150 70	96 93	3 460
	SUN HUNG KAI PROPERTIES LTD SPND ADR EACH REPR 1 ORD HKD (SUHJY)	314 000	15 3110	4,807 65	4,122 92	684 73	185 86	3 870
	SUN LIFE FINANCIAL INC COM NPV ISIN #CA8667961053 SEDOL #2566124 (SLF)	131 000	45 5700	5,969 67	3,892 19	2,077 48	288 20	4 830
	SUNCOR ENERGY COM NPV NEW ISIN #CA8672241079 SEDOL #B3NB1P2 (SU)	171 000	32 8000	5,608 80	5,767 97	-159 17	287 28	5 120
	SUNCORP GROUP LIMITED SPON ADS EACH REP 1 ORD SHS (R/S) (SNMCY)	158 000	9 1100	1,439 38	1,971 97	-532 59		
	SUNNY OPTICAL TECHNOLOGY GROUP UNSPON ADR EACH REP 10 ORD HKD0 00 (SOTGY)	17 000	173 1700	2,943 89	2,668 66	275 23		
	SWATCH GROUP AGADR(SWGAY)	178 000	13 9410	2,481 49	3,046 14	-564 65	40 43	1 630
	SWEDBANK A B SPD ADR(SWDBY)	147 000	14 8970	2,189 85	3,805 01	-1,615 16	224 92	10 270
	WIREF PACIFIC ADR EACH REP 1 A HKD0 60(BNY) (SWRAY)	482 000	9 2920	4,478 74	4,859 28	-380 54	174 19	3 890
	SYMRISE AG UNSP ADR EACH REPR 0.25 ORD (SYIEY)	380 000	26 3230	10,002 74	6,399 19	3,603 55	61 93	0 620
	SYNCHRONY FINANCIAL COM USD0.001 (SYF)	133 000	36 0100	4,789 33	4,657 63	131 70	117 04	2 440
	SYSCO CORP (SY)	84 000	85 5400	7,185 36	4,506 99	2,678 37	151 20	2 100

FIDELITY
FAMILY
OFFICE
SERVICES

INVESTMENT REPORT
December 1, 2019 - December 31, 2019

Holdings

Description	Quantity	Price Per Unit	Total Market Value	Total Cost Basis	Unrealized Gain/Loss	Est. Annual Income (EAI)	Est. Yield (EY)
Common Stock (continued)							
T&D HOLDINGS INC UNSP ADR EACH REPR 0.5 ORD (TDHOY)	379 000	6 4180	2,432 42	2,463 87	-31 45	77 07	3 170
TDK CORP AMERN DEP SH(TTDKY)	36 000	114 0100	4,104 36	2,479 17	1,625 19	56 50	1 380
TJX COS INC NEW COM(TJX)	182 000	61 0600	11,112 92	6,962 16	4,150 76	167 44	1 510
TAIWAN SEMICONDUCTOR MANUFACTURING SPON ADS EACH REP 5 ORD TWD10 (TSM)	697 000	58 1000	40,495 70	18,354 50	22,141 20	444 07	1 100
TAKEDA PHARMACEUTICAL CO LTD SPON ADS EACH REP 0.5 ORD SHS (TAK)	635 000	19 7300	12,528 55	12,242 54	286 01	525 96	4 200
TAL EDUCATION GROUP SPON ADS EACH REP	136 000	48 2000	6,555 20	1,771 55	4,783 65		
0.3333 CL A ORD SHS (TAL)	67 000	26 9700	1,806 99	2,638 46	-831 47	90 45	5 010
TAPESTRY INC COM(TPR)	65 000	128 2100	8,333 65	4,980 39	3,353 26	171 60	2 060
TARGET CORP COM(TGT)	69 000	40 8300	2,817 27	3,305 43	-488 16	251 16	8 920
TARGA RES CORP COM(TRGP)	299 000	12 9300	3,866 07	7,923 73	-4,057 66		
TATA MOTORS LIMITED ADR EA REP 5 ORD INR2 (TTM)	83 000	73 3880	6,091 20	3,015 87	3,075 33	240 61	3 950
TATNEFT PJSC ADS (REPR 6 ORD RUB0.1) (OAOFY)	108 000	53 3100	5,757 48	3,730 66	2,026 82	324 00	5 630
TC ENERGY CORPORATION COM NPV ISIN #CA87807B1076 SEDOL #BJMY6G0 (TRP)	130 000	40 7800	5,301 40	2,492 25	2,809 15	73 69	1 390
TECHTRONIC INDUSTRIES CO ADR EACH 1 CNV INTO 5 ORD HKD0.1 (TTNDY)	104 000	17 3700	1,806 48	2,155 42	-348 94	20 80	1 150
TECK RESOURCES LIMITED CLASS B SUB VTG COM NPV ISIN #CA878422044 SEDOL #2879327 (TECK)	416 000	6 9700	2,899 52	3,487 60	-588 08	186 28	6 420
TELEFONICA SA ADR EA REP 1 ORD NPV (TEF)	148 000	12 4420	1,841 41	3,603 27	-1,761 86	64 12	3 480
TELSTRA CORPORATION LTD SPON ADS EACH REP 5 ORD SHS (TLSYY)	18 000	158 2070	2,847 72	2,701 71	146 01		
TEMENOS AG SPON ADR EA REPR 1 ORD (TMSNY)							

FIDELITY
FAMILY
OFFICE
SERVICES

INVESTMENT REPORT
December 1, 2019 - December 31, 2019

Holdings

Description	Quantity	Price Per Unit	Total Market Value	Total Cost Basis	Unrealized Gain/Loss	Est. Annual Income (EAI)	Est. Yield (EY)
Common Stock (continued)							
TENAGA NASIONAL BERHAD LVL1 SPND ADR	337 000	12 9670	4,369 87	4,085 65	284 22	149 61	3 420
EACH REPR 4 ORD MYR1 (BNY) (TNABY) SHS (TS)	110 000	22 6400	2,490 40	3,749 05	-1,258 65	90 20	3 620
TENCENT HLDGS LTD UNSPON ADR(TCEHY)	680 000	48 2050	32,779 40	16,902 55	15,876 85	39 16	0 120
TESCO SPON ADR EACH REP 3 ORD SHS (TSCDY)	1,264 000	10 1420	12,819 48	9,955 97	2,863 51	326 22	2 540
TESLA INC COM (TSLA)	18 000	418 3300	7,529 94	4,849 05	2,680 89	-	-
TEVA PHARMACEUTICAL INDUSTRIES SPON ADR	115 000	9 8000	1,127 00	4,414 23	-3,287 23	-	-
EACH REP 1 ORD SHS (TEVA) (TXN)	84 000	128 2900	10,776 36	4,730 30	6,046 06	302 40	2 810
TEXAS INSTRUMENTS INC COM USD1.00	39 000	324 8700	12,669 93	5,604 84	7,065 09	29 64	0 230
THERMO FISHER SCIENTIFIC INC (TMO)	148 000	71 6000	10,596 80	6,354 19	4,242 61	213 12	2 010
THOMSON-REUTERS CORP COM NPV(POST REV)							
SPLIT) ISIN #CA8849037095 SEDOL #BFXPTB0 (TRI)							
3M COMPANY (MMM)	22 000	176 4200	3,881 24	2,390 87	1,490 37	126 72	3 260
TOKIO MARINE HOLDINGS INC ADR(TKOMY)	106 000	56 3060	5,968 43	4,552 70	1,415 73	215 64	3 610
TOKYO ELECTRON LTD ADR(TOELY)	117 000	55 0380	6,439 44	2,659 76	3,779 68	158 38	2 460
TORAY INDS INC ADR(TRIYI)	233 000	13 6390	3,177 88	3,899 05	-721 17	68 72	2 160
TORONTO DOMINION BANK ONT COM NPV	42 000	56 1300	2,357 46	1,673 79	683 67	124 32	5 270
ISIN #CA8911605092 SEDOL #2897222 (TD)							
TOSHIBA CORP UNSP ADR EACH REP 0.5 ORD	148 000	17 0460	2,522 80	2,651 56	-128 76	18 04	0 720
SHS (TOSYY)							
TOTAL SA SPON ADS EA REP 1 ORD SHS (TOT)	225 000	55 3000	12,442 50	10,477 85	1,964 65	651 25	5 230
TOYOTA MOTOR CORP SP ADR REP2COM (TM)	67 000	140 5400	9,416 18	7,764 32	1,651 86	269 19	2 860
TRANSIGM GROUP INC COM(TDG)	10 000	560 0000	5,600 00	2,406 25	3,193 75	-	-
TRAVELERS COMPANIES INC COM STK NPV (TRV)	41 000	136 9500	5,614 95	4,643 82	971 13	134 48	2 400

FIDELITY
FAMILY
OFFICE
SERVICES

INVESTMENT REPORT
December 1, 2019 - December 31, 2019

Holdings

Description	Quantity	Price Per Unit	Total Market Value	Total Cost Basis	Unrealized Gain/Loss	Est. Annual Income (EAI)	Est. Yield (EY)
Common Stock (continued)							
TREASURY WINE ESTATES LTD SPON ADR EACH REPR 1 ORD SHS (TSRYW)	288 000	11 4160	3,287 80	2,752 47	535 33	66 59	2 030
TREND MICRO INC SPONS ADR NEW(TMICY)	65 000	51 5300	3,349 45	2,389 23	960 22	95 77	2 860
TRIP COM GROUP LTD SPON ADS EACH REP 0 125 ORD SHS (TCOM)	64 000	33 5400	2,146 56	2,631 31	-484 75		
TRUIST FINL CORP COM (TFC)	67 000	56 3200	3,773 44	1,454 48	2,318 96	120 60	3 200
TURKIYE GARANTI BANKASI AS ADS EACH, 1 REPR 1 ORD TRY1 LVL1 (TKGBY)	1,017 000	1 8720	1,903 82	4,940 44	-3,036 62	77 74	4 080
TWITTER INC COM USD0.000005(TWTR)	111 000	32 0500	3,557 55	1,873 37	1,684 18		
TYSON FOODS INC CL A (TSN)	75 000	91 0400	6,828 00	3,999 44	2,828 56	126 00	1 850
US BANCORP DEL COM NEW(USB)	241 000	59 2900	14,288 89	9,556 91	4,731 98	404 88	2 830
UBISOFT ENTMT SA ADR(UBSFY)	177 000	13 8250	2,447 02	2,815 27	-368 25		
ULTA BEAUTY INC COM(ULTA)	10 000	253 1400	2,531 40	2,628 15	-96 75		
ULTRAPAR PARTICIPACOES SA SPON ADR (EACH REP ONE COM NPV) LVLIII (UGP)	238 000	6 2600	1,489 88	2,451 02	-961 14	30 53	2 050
UMICORE UNSP ADR EACH REP 0.25 ORD SHS (UMICY)	387 000	12 1680	4,709 01	4,981 77	-272 76	51 37	1 090
UNDER ARMOUR INC COM STK USD0.000333 CLASS A (UAA)	178 000	21 6000	3,844 80	3,420 23	424 57		
UNICHARM CORP SPON ADR EA REPR 1/5 ORD	595 000	6 8090	4,051 35	2,503 98	1,547 37	28 46	0 700
JPY0 00 (UNICY)							
UNILEVER PLC SPON ADR NEW(UL)	140 000	57 1700	8,003 80	5,481 95	2,521 85	250 89	3 130
UNILEVER NV EURO 16(NEW YORK SHARES) (UN)	199 000	57 4600	11,434 54	8,586 62	2,847 92	360 60	3 150
UNION PACIFIC CORP COM(UNP)	86 000	180 7900	15,547 94	6,548 35	8,999 59	333 68	2 150
UNITED MICROELECTRONICS CORP SPON ADR NEW (UMC)	4,257 000	2 6800	11,408 76	8,388 82	3,019 94	275 70	2 420
UNITED OVERSEAS BK LTD SPONSORED ADR (UOVEY)	149 000	39 2820	5,853 01	4,124 08	1,728 93	226 73	3 870
UNITED PARCEL SVC INC CL B(UPS)	50 000	117 0600	5,853 00	4,399 74	1,453 26	192 00	3 280
UNITED TECHNOLOGIES CORP COM USD1 (UTX)	32 000	149 7600	4,792 32	3,476 84	1,315 48	94 08	1 960
UNITEDHEALTH GROUP(UNH)	100 000	293 9800	29,398 00	10,016 86	19,381 14	432 00	1 470



INVESTMENT REPORT
December 1, 2019 - December 31, 2019

Holdings

Description	Quantity	Price Per Unit	Market Value	Total Cost Basis	Unrealized Gain/Loss	Est Annual Income (EAI)	Est. Yield (EY)
Common Stock (continued)							
UNIVERSAL HEALTH SVCS INC CL B(UHS)	32 000	143 4600	4,590 72	3,592 21	998 51	25 60	0 560
UPM-KYMIENE CORP UNSPON ADS EACH REPR	169 000	34 6960	5,863 62	3,882 28	1,981 34	-	-
1 ORD SHS (UPMMY)							
VF CORP COM NPV(VFC)	71 000	99 6600	7,075 86	3,596 32	3,479 54	136 32	1 930
VALE S.A. SPONS ADS REPR 1 COM NPV (VALE)	405 000	13 2000	5,346 00	3,286 89	2,059 11	33 62	0 630
VALERO ENERGY CORP(VLO)	70 000	93 6500	6,555 50	4,538 35	2,017 15	252 00	3 840
VALEO ADR-EACH REPR 0.5 ORD EUR3 (VLEEY)	93 000	17 6290	1,639 49	2,618 09	-978 60	65 03	3 970
VEDANTA LIMITED ADS EACH REPR 4 ORD SHS	796 000	8 6300	6,869 48	8,354 20	-1,484 72	409 94	5 970
SPONS (VEDL)							
VEOLIA ENVIRONNEMENT SPONSORED ADR (VEOEY)	273 000	26 6140	7,265 62	6,184 85	1,080 77	280 93	3 870
VEZON COMMUNICATIONS (VZ)	389 000	61 4000	23,884 60	19,547 42	4,337 18	956 94	4 010
VESTAS WIND SYSTEMS ADR EACH REPR 0 33333 SHS (VWDRY)	128 000	33 7090	4,314 75	2,789 12	1,525 63	29 72	0 690
VINGT ADR EACH REPR 0.25 ORD EUR2.5 (VCISY)	293 000	27 7820	8,140 12	4,606 98	3,533 14	220 39	2 710
VIPSHOP HLDGS LTD SPON ADS EA REPR 0.2	171 000	14 1700	2,423 07	1,957 12	465 95	-	-
ORD SHS CL A (MPS)							
VISA INC COM CL A (V)	200 000	187 9000	37,580 00	10,353 77	27,226 23	240 00	0 640
VIVENDI SA UNSPONSORD ADR(VIVHY)	223 000	28 9830	6,463 20	4,210 97	2,252 23	125 32	1 940
VODAFONE GROUP SPON ADR EACH REP 10 ORD (VOD)	237 000	19 3300	4,581 21	9,930 52	-5,349 31	234 53	5 120
VOLKSWAGEN AG UNSPON ADS EACH REP 0.1	224 000	19 7830	4,431 39	2,917 15	1,514 24	-	-
PREF SHS (VWAPY)							
VOLVO(AB) UNSP ADR EACH REP 1 ORD SHS (VLVLY)	221 000	16 7610	3,704 16	3,634 86	69 30	237 91	6 420
WULCAN MATERIALS CO(VMC)	21 000	143 9900	3,023 79	2,730 81	292 98	26 04	0 860
WM MORRISON SUPERMARKETS PLC UNSPONSORED ADR (MRWSY)	332 000	13 2340	4,393 68	6,624 86	-2,231 18	238 89	5 440

FIDELITY
FAMILY
OFFICE
SERVICES

INVESTMENT REPORT
December 1, 2019 - December 31, 2019

Holdings

Description	Quantity	Price Per Unit	Total Market Value	Total Cost Basis	Unrealized Gain/Loss	Est. Annual Income (EAI)	Est. Yield (EY)
Common Stock (continued)							
WPP PLC AMERICAN DEPOSITORY SHS EACH	42 000	70 2900	2,952 18	4,447 35	-1,495 17	157 59	5 340
REP 5 ORD (WPP)							
WEC ENERGY GROUP INC COM(WEC)	104 000	92 2300	9,591 92	5,759 15	3,832 77	245 44	2 560
WABTEC CORP COM USD0.01(WAB)	6 000	77 8000	466 80	443 76	23 04	2 88	0 620
WAL-MART DE MEXICO SAB DE CV ADR EACH	154 000	28 7440	4,426 57	3,596 41	830 16	93 56	2 110
REPR 10 V SHS NPV(SPON) (WMMVY)							
WALMART INC COM (WMT)	218 000	118 8400	25,907 12	16,865 25	9,041 87	462 16	1 780
WALGREENS BOOTS ALLIANCE INC COM (WBA)	100 000	58 9600	5,896 00	8,412 95	-2,516 95	183 00	3 100
WASTE MANAGEMENT INC (WM)	38 000	113 9600	4,330 48	1,490 71	2,839 77	77 90	1 800
WEIBO CORP SPONSORED ADR(WB)	3 000	46 3500	139 05	206 28	-67 23		
WEICHAI POWER CO UNSP ADR EACH REP 8 ORD SHS (WEICY)	309 000	16 8790	5,215 61	2,292 29	2,923 32	115 51	2 210
WELLS FARGO CO NEW COM (WFC)	572 000	53 8000	30,773 60	23,959 13	6,814 47	1,166 88	3 790
WESTERN DIGITAL CORP DEL(WDC)	87 000	63 4700	5,521 89	6,676 59	-1,154 70	174 00	3 150
WESTLAKE CHEM CORP(WLK)	42 000	70 1500	2,946 30	3,333 27	-386 97	44 10	1 500
WESTPAC BANKING CORPORATION ADR(EACH)	670 000	16 9800	11,376 60	16,102 08	-4,725 48	799 15	7 020
REP 1 ORD NPV (WBK)							
WESTROCK CO COM (WRK)	35 000	42 9100	1,501 85	1,413 24	88 61	65 10	4 330
WHARF HLDGS LTD ADR(WARFY)	1,608 000	5 0870	8,179 85	11,348 77	-3,168 88	234 61	2 870
WHIRLPOOL CORP(WHR)	24 000	147 5300	3,540 72	4,185 88	-645 16	115 20	3 250
WILLIAMS COMPANIES INC COM USD1.00 (WMB)	93 000	23 7200	2,205 96	3,573 79	-1,367 83	141 36	6 410
WIPRO SPON ADR EACH REP 1 ORD SHS INR2 (WIT)	2,427 000	3 7500	9,101 25	8,688 24	413 01	50 83	0 560
WIRECARD AG UNSPON ADR EACH REP 0.5 ORD EURO 00 (WCAGY)	43 000	59 9200	2,576 56	3,533 10	-956 54	2 72	0 110
WOLTERS KLUWERS SPON ADR EACH REP 1 ORD SHS (WTKWY)	107 000	72 9850	7,809 39	3,629 11	4,180 28	52 13	0 670

FIDELITY
FAMILY
OFFICE
SERVICES

INVESTMENT REPORT
December 1, 2019 - December 31, 2019

Holdings

Stocks (continued)

Description	Quantity	Price Per Unit	Total Market Value	Total Cost Basis	Unrealized Gain/Loss	Est. Annual Income (EAI)	Est. Yield (EY)
Common Stock (continued)							
WOODSIDE PETROLEUM SPON ADR EACH REP 1	121 000	24 1670	2,924 20	2,759 49	164 71	148 83	5 090
WOOLWORTHS HLDGS LTD SPON GDR NEW (MLWHDY)	1,139 000	3 4760	3,959 16	6,725 60	-2,766 44	103 93	2 630
WOORI FINANCIAL GROUP INC SPON ADS EACH REP 3 ORD SHS (WF)	279 000	30 2600	8,442 54	9,028 83	-586 29	-	-
WORKDAY INC COM USD0.001 CL A(WDAY)	22 000	164 4500	3,617 90	3,641 88	-23 98	-	-
WUXI BIOLOGICS CAYMAN INC ADR ISIN #KY98260N1080 (WXXWVY)	389 000	25 3220	9,850 25	8,565 52	1,284 73	-	-
WYNN MACAU LTD UNSPONSORD ADR (WYNNMY)	123 000	24 6410	3,030 84	1,894 47	1,136 37	119 63	3 950
WYNN RESORTS LTD (WYNN)	21 000	138 8700	2,916 27	3,514 45	-598 18	84 00	2 880
XCEL ENERGY INC COM USD2.5(XEL)	167 000	63 4900	10,602 83	6,370 63	4,232 20	270 54	2 550
XEROX HOLDINGS CORP COM NEW(XRX)	67 000	36 8700	2,470 29	1,909 80	560 49	67 00	2 710
YARA INTERNATIONAL ASA SPON ADR EACH	152 000	20 7800	3,158 56	3,491 07	-332 51	56 30	1 780
REP 0.50 ORD SHS (YARIY)							
YASKAWA ELEC CORP UNSPONSORD ADR (YASKY)	58 000	76 7430	4,451 09	3,833 82	617 27	55 05	1 240
YOKOGAWA ELECTROCORP UNSPONSORED ADR(YOKEY)	97 000	35 5000	3,443 50	3,951 88	-508 38	60 89	1 770
YUM BRANDS INC (YUM)	95 000	100 7300	9,569 35	4,861 54	4,707 81	159 60	1 670
YUM CHINA HLDGS INC COM(YUMC)	95 000	48 0100	4,560 95	2,097 93	2,463 02	45 60	1 000
ZAYO GROUP HLDGS INC COM(ZAYO)	213 000	34 6500	7,380 45	6,944 49	435 96	-	-
ZOETIS INC COM USD0.01 CL A(ZTS)	87 000	132 3500	11,514 45	4,373 61	7,140 84	69 60	0 600
ZURICH INSURANCE GROUP AG SPON ADR EACH REP 0.1 ORD SHS (ZURYV)	288 000	41 0080	11,810 30	7,225 64	4,584 66	546 24	4 630
Total Common Stock (97% of account holdings)			\$5,589,924 69	\$4,017,433 95	\$1,572,490 74	\$122,765 71	
Preferred Stock							
BANCO BRADESCO SA SP ADR PFD NEW ISIN # US0594603039 SEDOL # B00F5SK0 (BBB)	481 000	\$8 9500	\$4,304 95	\$2,947 08	\$1,357 87	\$28 69	0 670%

Holdings

Stocks (continued)	Description	Quantity	Price Per Unit	Total Market Value	Total Cost Basis	Unrealized Gain/Loss	Est. Annual Income (EAI)	Est. Yield (EY)
Preferred Stock (continued)								
	PETROLEO BRASILEIRO SA PETROBRAS SPONS PFD (PBRA)	288 000	14 9200	4,296 96	2,931 15	1,365 81	-	-
	Total Preferred Stock (0% of account holdings)			\$8,601 91	\$5,878 23	\$2,723 68	\$28 69	
	Total Stocks (97% of account holdings)			\$5,598,526.60	\$4,023,312.18	\$1,575,214.42	\$122,794.40	

Real Estate Investment Trust

Description	Quantity	Price Per Unit	Total Market Value	Total Cost Basis	Unrealized Gain/Loss	Est. Annual Income (EAI)	Est. Yield (EY)
ALEXANDRIA REAL ESTATE EQUITIES COM USD0.01 (ARE)	34 000	\$161 5800	\$5,493 72	\$3,733 07	\$1,760 65	\$140 08	2 550%
AMERICAN TOWER CORP COM USD0.01 (AMT)	48 000	229 8200	11,031 36	5,133 39	5,897 97	193 92	1 760
AVALONBAY COMMUNITIES INC COM USD0.01 (AVB)	26 000	209 7000	5,452 20	4,179 39	1,272 81	158 08	2 900
BOSTON PROPERTIES INC COM USD0.01 (BXP)	34 000	137 8600	4,687 24	4,170 57	516 67	133 28	2 840
CROWN CASTLE INTL CORP NEW COM ISIN #US2282V1017 SEDOL #BTGQCX1 (CCI)	53 000	142 1500	7,533 95	4,385 76	3,148 19	254 40	3 380
DIGITAL RLTY TR INC COM (DLR)	54 000	119 7400	6,465 96	4,266 99	2,198 97	233 28	3 610
DUKE REALTY CORP COM NEW(DIRE)	204 000	34 6700	7,072 68	5,052 87	2,019 81	191 76	2 710
EQUINIX INC COM(EQIX)	12 000	583 7000	7,004 40	4,066 47	2,937 93	118 08	1 690
EQUITY RESIDENTIAL SBI USD0.01(EQR)	71 000	80 9200	5,745 32	4,211 86	1,533 46	161 17	2 810
ESSEX PROPERTY TRUST INC COM USD0.0001(ESS)	12 000	300 8600	3,610 32	2,547 15	1,063 17	93 60	2 590
FEDERAL REALTY INVESTMENT TRUST SBI USD0.01 (FRT)	56 000	128 7300	7,208 88	5,782 11	1,426 77	235 20	3 260
HEALTHPEAK PPTYS INC COM(PEAK)	90 000	34 4700	3,102 30	2,811 84	290 46	133 20	4 290

FIDELITY
FAMILY
OFFICE
SERVICES

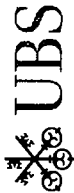
INVESTMENT REPORT
December 1, 2019 - December 31, 2019

Holdings

Other (continued)

Description	Quantity	Price Per Unit	Total Market Value Accrued Interest (AI)	Cost Basis	Unrealized Gain/Loss	Est. Annual Income (EAI)	Est. Yield (EY)
HOST HOTELS & RESORTS INC COM(HST)	85 000	18 5500	1,576 75	1,505 65	71 10	68 00	4 310
IRON MOUNTAIN INC COM USD0.01(IRM)	113 000	31 8700	3,601 31	3,872 11	-270 80	279 56	7 760
PROLOGIS INC COM(PLD)	89 000	89 1400	7,933 46	4,432 14	3,501 32	188 68	2 380
PUBLIC STORAGE COM USD0.10(PSA)	23 000	212 9600	4,898 08	4,970 69	-72 61	184 00	3 760
REALTY INCOME CORP (MARYLAND)(O)	33 000	73 6300	2,429 79	1,477 05	952 74	90 09	3 710
REGENCY CENTERS CORP COM USD0.01 (REG)	32 000	63 0900	2,018 88	1,691 05	327 83	74 88	3 710
SBA COMMUNICATIONS CORP NEW CL A (SBAC)	32 000	240 9900	7,711 68	4,875 99	2,835 69	47 36	0 610
SIMON PPTY GRP INC(SPG)	40 000	148 9600	5,958 40	7,238 35	-1,279 95	332 00	5 570
VENTAS INC(VTR)	49 000	57 7400	2,829 26	2,945 50	-116 24	155 33	5 490
VEREIT INC COM(VER)	344 000	9 2400	3,178 56	2,932 39	246 17	189 20	5 950
WELLTOWER INC COM(WELL)	100 000	81 7800	8,178 00	6,301 17	1,876 83	348 00	4 260
WEYERHAEUSER CO COM(WY)	90 000	30 2000	2,718 00	2,826 14	-108 14	122 40	4 500

Real Estate Investment Trust	\$127,440.50	\$95,409.70	\$32,030.80	\$4,125.55
------------------------------	--------------	-------------	-------------	------------



Portfolio Management Program
December 2019

Account name

INMAAT FOUNDATION

EIN#: 45-3814655

Equities

Long options

Holding	Trade date	Number of contracts	Purchase price per contract (\$)	Cost basis (\$)	Price per contract on Dec 31 (\$)	Contract premium (\$)	Value on Dec 31 (\$)	Unrealized gain or loss (\$)	Holding period
CALL CBOE S&P 500 INDEX									
DUE 01/10/20 3225 000									
Expires Jan 20									
Symbol SPXW	Nov 26, 19	11 000	9 800	10,780 00	2,725 000	27 250	29,975 00	19,195 00	4
CALL CBOE S&P 500 INDEX									
DUE 01/10/20 3250 000									
Expires Jan 20									
Symbol SPXW	Dec 19, 19	22 000	7 300	16,060 00	1,320 000	13 200	29,040 00	12,980 00	4
CALL CBOE S&P 500 INDEX									
DUE 01/24/20 3235 000									
Expires Jan 20									
Symbol SPXW	Dec 19, 19	10 000	23 850	23,850 00	3,525 000	35 250	35,250 00	11,400 00	4
CALL CBOE S&P 500 INDEX									
DUE 01/17/20 3290 000									
Expires Jan 20									
Symbol SPX	Dec 30, 19	42 000	5 800	24,360 00	585 000	5 850	24,570 00	210 00	4
CALL CBOE S&P 500 INDEX									
DUE 01/27/20 3265 000									
Expires Jan 20									
Symbol SPXW	Dec 23, 19	21 000	18 200	38,220 00	2,005 000	20 050	42,105 00	3,885 00	4



Portfolio Management Program
December 2019

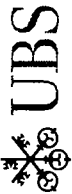
Account name

INMAAT FOUNDATION

EIN#: 45-3814655

Your assets • Equities • Long options (continued)

Holding	Trade date	Number of contracts	Purchase price per contract (\$)	Cost basis (\$)	Price per contract on Dec 31 (\$)	Contract premium (\$)	Value on Dec 31 (\$)	Unrealized gain or loss (\$)	Holding period
CALL CBOE S&P 500 INDEX									
DUE 01/24/20 3320 000									
Expires Jan 20									
Symbol SPXW	Dec 27, 19	20 000	6 500	13,000.00	370 000	3 700	7,400 00	-5,600 00	4
PUT CBOE S&P 500 INDEX									
DUE 01/10/20 2865 000									
Expires Jan 20									
Symbol SPXW	Dec 13, 19	11 000	3 500	3,850.00	87 500	0 875	962 50	-2,887 50	4
PUT CBOE S&P 500 INDEX									
DUE 01/17/20 3075 000									
Expires Jan 20									
Symbol SPX	Dec 20, 19	42 000	8 750	36,750.00	540 000	5 400	22,680 00	-14,070 00	4
CALL CBOE S&P 500 INDEX									
DUE 02/14/20 3295 000									
Expires Feb 20									
Symbol SPXW	Dec 13, 19	11 000	11 050	12,155.00	2,085 000	20 850	22,935 00	10,780 00	4
CALL CBOE S&P 500 INDEX									
DUE 02/21/20 3315 000									
Expires Feb 20									
Symbol SPX	Dec 17, 19	11 000	12 500	13,750.00	1,695 000	16 950	18,645 00	4,895 00	4
CALL CBOE S&P 500 INDEX									
DUE 02/28/20 3335 000									
Expires Feb 20									
Symbol SPXW	Dec 26, 19	10 000	16 450	16,450.00	1,520 000	15 200	15,200 00	-1,250 00	4
PUT CBOE S&P 500 INDEX									
DUE 02/14/20 2825 000									
Expires Feb 20									
Symbol SPXW	Dec 13, 19	11 000	11 000	12,100.00	485 000	4 850	5,335 00	-6,765 00	4
PUT CBOE S&P 500 INDEX									
DUE 02/21/20 2855 000									
Expires Feb 20									
Symbol SPX	Dec 17, 19	11 000	10 200	11,220.00	675 000	6 750	7,425 00	-3,795 00	4
PUT CBOE S&P 500 INDEX									
DUE 02/28/20 2925 000									
Expires Feb 20									
Symbol SPXW	Dec 26, 19	10 000	12 400	12,400.00	1,220 000	12 200	12,200 00	-200 00	4



Portfolio Management Program
December 2019

Account name:

INMAAT FOUNDATION

EIN#: 45-3814655

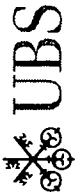
Your assets › Equities › Long options (continued)

Holding	Trade date	Number of contracts	Purchase price per contract (\$)	Cost basis (\$)	Price per contract on Dec 31 (\$)	Contract premium (\$)	Value on Dec 31 (\$)	Unrealized gain or loss (\$)	Holding period
PUT CBOE S&P 500 INDEX									
DUE 02/07/20 2800 000									
Expires Feb 20									
Symbol SPXW	Dec 09, 19	10 000	11 950	11,950.00	325 000	3 250	3,250.00	-8,700.00	4
CALL CBOE S&P 500 INDEX									
DUE 03/20/20 3435 000									
Expires Mar 20									
Symbol SPX	Dec 30, 19	11 000	7 700	8,470.00	678 000	6 780	7,458.00	-1,012.00	4
PUT CBOE S&P 500 INDEX									
DUE 03/20/20 2825 000									
Expires Mar 20									
Symbol SPX	Dec 30, 19	11 000	15 400	16,940.00	1,245 000	12 450	13,695.00	-3,245.00	4
Total				\$282,305.00			\$298,125.50	\$15,820.50	

⁴ 60% of your gain or loss is long term 40% of your gain or loss is short term

Short options

Holding	Trade date	Number of contracts	Sale price per contract (\$)	Sale proceeds (\$)	Price per contract on Dec 31 (\$)	Contract premium (\$)	Value on Dec 31 (\$)	Unrealized gain or loss (\$)	Holding period
CALL CBOE S&P 500 INDEX									
DUE 01/10/20 3180 000									
Expires Jan 20									
Symbol SPXW	Nov 26, 19	-11 000	24 500	-26,950.00	6,300 000	63 000	-69,300.00	-42,350.00	4
CALL CBOE S&P 500 INDEX									
DUE 01/10/20 3240 000									
Expires Jan 20									
Symbol SPXW	Dec 19, 19	-11 000	9 800	-10,780.00	1,815 000	18 150	-19,965.00	-9,185.00	4
CALL CBOE S&P 500 INDEX									
DUE 01/10/20 3300 000									
Expires Jan 20									
Symbol SPXW	Dec 19, 19	-11 000	1 600	-1,760.00	155 000	1 550	-1,705.00	55.00	4
CALL CBOE S&P 500 INDEX									
DUE 01/24/20 3170 000									
Expires Jan 20									
Symbol SPXW	Dec 19, 19	-10 000	64 850	-64,850.00	8,405 000	84 050	-84,050.00	-19,200.00	4



Portfolio Management Program
December 2019

Account name:

INMAAT FOUNDATION

EIN#: 45-3814655

Your assets › Equities › Short options (continued)

Holding	Trade date	Number of contracts	Sale price per contract (\$)	Sale proceeds (\$)	Price per contract on Dec 31 (\$)	Contract premium (\$)	Value on Dec 31 (\$)	Unrealized gain or loss (\$)	Holding period
CALL CBOE S&P 500 INDEX									
DUE 01/27/20 3210 000									
Expires Jan 20									
Symbol SPXW	Dec 23, 19	-21 000	49 100	-103,110.00	5,395 000	53 950	-113,295 00	-10,185 00	4
CALL CBOE S&P 500 INDEX									
DUE 01/24/20 3310 000									
Expires Jan 20									
Symbol SPXW	Dec 27, 19	-10 000	8 500	-8,500.00	520 000	5 200	-5,200 00	3,300 00	4
CALL CBOE S&P 500 INDEX									
DUE 01/24/20 3370 000									
Expires Jan 20									
Symbol SPXW	Dec 27, 19	-10 000	1 600	-1,600.00	85 000	0 850	-850 00	750 00	4
CALL CBOE S&P 500 INDEX									
DUE 01/17/20 3280 000									
Expires Jan 20									
Symbol SPX	Dec 30, 19	-21 000	8 000	-16,800.00	820 000	8 200	-17,220 00	-420 00	4
CALL CBOE S&P 500 INDEX									
DUE 01/17/20 3340 000									
Expires Jan 20									
Symbol SPX	Dec 30, 19	-21 000	1 000	-2,100.00	80 000	0 800	-1,680 00	420 00	4
PUT CBOE S&P 500 INDEX									
DUE 01/17/20 3100 000									
Expires Jan 20									
Symbol SPX	Dec 20, 19	-21 000	10 350	-21,735.00	660 000	6 600	-13,860 00	7,875 00	4
PUT CBOE S&P 500 INDEX									
DUE 01/10/20 2935 000									
Expires Jan 20									
Symbol SPXW	Dec 13, 19	-11 000	5 250	-5,775.00	117 500	1 175	-1,292 50	4,482 50	4
PUT CBOE S&P 500 INDEX									
DUE 01/17/20 2975 000									
Expires Jan 20									
Symbol SPX	Dec 20, 19	-21 000	4 650	-9,765.00	265 000	2 650	-5,565 00	4,200 00	4
CALL CBOE S&P 500 INDEX									
DUE 02/14/20 3250 000									
Expires Feb 20									
Symbol SPXW	Dec 13, 19	-11 000	22 750	-25,025.00	4,295 000	42 950	-47,245 00	-22,220 00	4



Portfolio Management Program
December 2019

Account name: INMAAT FOUNDATION

EIN#: 45-3814655

Your assets > Equities > Short options (continued)

Holding	Trade date	Number of contracts	Sale price per contract (\$)	Sale proceeds (\$)	Price per contract on Dec 31 (\$)	Contract premium (\$)	Value on Dec 31 (\$)	Unrealized gain or loss (\$)	Holding period
CALL CBOE S&P 500 INDEX									
DUE 02/21/20 3275 000									
Expires Feb 20									
Symbol SPX	Dec 17, 19	-11 000	22 500	-24,750 00	3,300 000	33 000	-36,300 00	-11,550 00	4
CALL CBOE S&P 500 INDEX									
DUE 02/28/20 3285 000									
Expires Feb 20									
Symbol SPXW	Dec 26, 19	-10 000	33 900	-33,900 00	3,340 000	33 400	-33,400 00	500 00	4
PUT CBOE S&P 500 INDEX									
DUE 02/14/20 2950 000									
Expires Feb 20									
Symbol SPXW	Dec 13, 19	-11 000	19 900	-21,890 00	940 000	9 400	-10,340 00	11,550 00	4
PUT CBOE S&P 500 INDEX									
DUE 02/07/20 2825 000									
Expires Feb 20									
Symbol SPXW	Dec 17, 19	-10 000	6 000	-6,000 00	365 000	3 650	-3,650 00	2,350 00	4
PUT CBOE S&P 500 INDEX									
DUE 02/21/20 2980 000									
Expires Feb 20									
Symbol SPX	Dec 17, 19	-11 000	18 000	-19,800 00	1,310 000	13 100	-14,410 00	5,390 00	4
PUT CBOE S&P 500 INDEX									
DUE 02/28/20 3025 000									
Expires Feb 20									
Symbol SPXW	Dec 26, 19	-10 000	19 850	-19,850 00	2,020 000	20 200	-20,200 00	-350 00	4
CALL CBOE S&P 500 INDEX									
DUE 03/20/20 3385 000									
Expires Mar 20									
Symbol SPX	Dec 30, 19	-11 000	14 350	-15,785 00	1,350 000	13 500	-14,850 00	935 00	4
PUT CBOE S&P 500 INDEX									
DUE 03/20/20 2975 000									
Expires Mar 20									
Symbol SPX	Dec 30, 19	-11 000	29 000	-31,900 00	2,425 000	24 250	-26,675 00	5,225 00	4
Total				-\$472,625.00			-\$541,052.50	-\$68,427.50	



INVESTMENT REPORT
December 1, 2019 - December 31, 2019

Holdings

Description	Quantity	Price Per Unit	Total Market Value	Total Cost Basis	Unrealized Gain/Loss	Est. Annual Income (EAI)	Est. Yield (EY)
Common Stock							
ADYEN NV 144A (ADYYF)	77,000	\$820.5480	\$63,182.16	\$5,798.96 ^c	\$57,383.20	-	-
ALTERYX INC COM CL A (AYX)	82,000	100.0700	8,205.74	1,152.60 ^c	7,053.14	-	-
Total Common Stock (4% of account holdings)			\$71,387.90	\$6,951.56	\$64,436.34	-	-
Total Stocks (4% of account holdings)			\$71,387.90	\$6,951.56	\$64,436.34	-	-