











For calendar year 2019, or tax year beginning 01-01-2019, and ending 12-31-2019

Name of foundation THE LEWIS FOUNDATION		A Employer identification number 41-2063101	
Number and street (or P.O. box number if mail is not delivered to street address) 201 WEST HALLAM STREET		Room/suite	
City or town, state or province, country, and ZIP or foreign postal code ASPEN, CO 81611		B Telephone number (see instructions)  (650) 804-7100	
G Check all that apply: <div><input type="checkbox"/> Initial return</div> <div><input type="checkbox"/> Initial return of a former public charity</div> <div><input type="checkbox"/> Final return</div> <div><input type="checkbox"/> Amended return</div> <div><input type="checkbox"/> Address change</div> <div><input type="checkbox"/> Name change</div>		D 1. Foreign organizations, check here..... 2. Foreign organizations meeting the 85% test, check here and attach computation ...	
H Check type of organization: <input checked="" type="checkbox"/> Section 501(c)(3) exempt private foundation <input type="checkbox"/> Section 4947(a)(1) nonexempt charitable trust <input type="checkbox"/> Other taxable private foundation		E If private foundation status was terminated under section 507(b)(1)(A), check here .....	
I Fair market value of all assets at end of year (from Part II, col. (c), line 16) ▶\$ 75,390,349		F If the foundation is in a 60-month termination under section 507(b)(1)(B), check here .....	
J Accounting method: <input checked="" type="checkbox"/> Cash <input type="checkbox"/> Accrual <input type="checkbox"/> Other (specify) _____ (Part I, column (d) must be on cash basis.)			

Part I Analysis of Revenue and Expenses (The total of amounts in columns (b), (c), and (d) may not necessarily equal the amounts in column (a) (see instructions).)		(a) Revenue and expenses per books	(b) Net investment income	(c) Adjusted net income	(d) Disbursements for charitable purposes (cash basis only)
Revenue	1 Contributions, gifts, grants, etc., received (attach schedule)	9,275,766			
	2 Check <input type="checkbox"/> if the foundation is <b>not</b> required to attach Sch. B . . . . .				
	3 Interest on savings and temporary cash investments	84,404	78,336		
	4 Dividends and interest from securities . . .	740,181	742,379		
	5a Gross rents . . . . .				
	b Net rental income or (loss)				
	6a Net gain or (loss) from sale of assets not on line 10	45,000			
	b Gross sales price for all assets on line 6a	29,159,797			
	7 Capital gain net income (from Part IV, line 2) . . .		5,099,690		
	8 Net short-term capital gain . . . . .				
	9 Income modifications . . . . .				
	10a Gross sales less returns and allowances				
Operating and Administrative Expenses	b Less: Cost of goods sold . . . . .				
	c Gross profit or (loss) (attach schedule) . . . . .				
	11 Other income (attach schedule) . . . . .	0	8,196		
	12 Total. Add lines 1 through 11 . . . . .	10,145,351	5,928,601		
	13 Compensation of officers, directors, trustees, etc.	0	0		0
	14 Other employee salaries and wages . . . . .				
	15 Pension plans, employee benefits . . . . .				
	16a Legal fees (attach schedule) . . . . .				
	b Accounting fees (attach schedule) . . . . .	37,135	18,891		18,890
	c Other professional fees (attach schedule) . . . . .	209,797	209,797		0
	17 Interest . . . . .				
	18 Taxes (attach schedule) (see instructions) . . . . .	128,333	53,335		0
	19 Depreciation (attach schedule) and depletion . . . . .				
	20 Occupancy . . . . .				
	21 Travel, conferences, and meetings . . . . .				
	22 Printing and publications . . . . .				
	23 Other expenses (attach schedule) . . . . .	55,479	193,670		0
	24 Total operating and administrative expenses. Add lines 13 through 23 . . . . .	430,744	475,693		18,890
	25 Contributions, gifts, grants paid . . . . .	2,222,651			1,650,000
	26 Total expenses and disbursements. Add lines 24 and 25	2,653,395	475,693		1,668,890
	27 Subtract line 26 from line 12:				
	a Excess of revenue over expenses and disbursements	7,491,956			
	b Net investment income (if negative, enter -0-)		5,452,908		
c Adjusted net income (if negative, enter -0-)					

Part II Balance Sheets		Attached schedules and amounts in the description column should be for end-of-year amounts only. (See instructions.)		
		Beginning of year	End of year	
		(a) Book Value	(b) Book Value	(c) Fair Market Value
Assets	<b>1</b> Cash—non-interest-bearing . . . . .	273,818	2,198,460	2,198,460
	<b>2</b> Savings and temporary cash investments . . . . .	4,997,820	778,491	778,491
	<b>3</b> Accounts receivable ▶ _____ Less: allowance for doubtful accounts ▶ _____			
	<b>4</b> Pledges receivable ▶ _____ Less: allowance for doubtful accounts ▶ _____			
	<b>5</b> Grants receivable . . . . .			
	<b>6</b> Receivables due from officers, directors, trustees, and other disqualified persons (attach schedule) (see instructions) . . . . .			
	<b>7</b> Other notes and loans receivable (attach schedule) ▶ _____ Less: allowance for doubtful accounts ▶ _____			
	<b>8</b> Inventories for sale or use . . . . .			
	<b>9</b> Prepaid expenses and deferred charges . . . . .			
	<b>10a</b> Investments—U.S. and state government obligations (attach schedule)	2,571,001 	3,874,730	3,874,730
	<b>b</b> Investments—corporate stock (attach schedule) . . . . .	17,312,007 	22,624,840	22,624,840
	<b>c</b> Investments—corporate bonds (attach schedule) . . . . .	3,628,026 	5,005,262	5,005,262
	<b>11</b> Investments—land, buildings, and equipment: basis ▶ _____ Less: accumulated depreciation (attach schedule) ▶ _____			
	<b>12</b> Investments—mortgage loans . . . . .			
	<b>13</b> Investments—other (attach schedule) . . . . .	28,640,715 	40,405,340	40,405,340
	<b>14</b> Land, buildings, and equipment: basis ▶ _____ Less: accumulated depreciation (attach schedule) ▶ _____			
<b>15</b> Other assets (describe ▶ _____)	 375,260 	 503,226 	 503,226	
<b>16</b> <b>Total assets</b> (to be completed by all filers—see the instructions. Also, see page 1, item I)	57,798,647	75,390,349	75,390,349	
Liabilities	<b>17</b> Accounts payable and accrued expenses . . . . .	3,996	3,350	
	<b>18</b> Grants payable . . . . .	391,117	963,768	
	<b>19</b> Deferred revenue . . . . .			
	<b>20</b> Loans from officers, directors, trustees, and other disqualified persons			
	<b>21</b> Mortgages and other notes payable (attach schedule) . . . . .			
	<b>22</b> Other liabilities (describe ▶ _____)			
	<b>23</b> <b>Total liabilities</b> (add lines 17 through 22) . . . . .	395,113	967,118	
Net Assets or Fund Balances	<b>Foundations that follow FASB ASC 958, check here</b> ▶ <input type="checkbox"/> <b>and complete lines 24, 25, 29 and 30.</b>			
	<b>24</b> Net assets without donor restrictions . . . . .			
	<b>25</b> Net assets with donor restrictions . . . . .			
	<b>Foundations that do not follow FASB ASC 958, check here</b> ▶ <input checked="" type="checkbox"/> <b>and complete lines 26 through 30.</b>			
	<b>26</b> Capital stock, trust principal, or current funds . . . . .	57,403,534	74,423,231	
	<b>27</b> Paid-in or capital surplus, or land, bldg., and equipment fund	0	0	
	<b>28</b> Retained earnings, accumulated income, endowment, or other funds	0	0	
<b>29</b> <b>Total net assets or fund balances</b> (see instructions) . . . . .	57,403,534	74,423,231		
<b>30</b> <b>Total liabilities and net assets/fund balances</b> (see instructions) .	57,798,647	75,390,349		

**Part III Analysis of Changes in Net Assets or Fund Balances**

<b>1</b> Total net assets or fund balances at beginning of year—Part II, column (a), line 29 (must agree with end-of-year figure reported on prior year's return) . . . . .	<b>1</b>	57,403,534
<b>2</b> Enter amount from Part I, line 27a . . . . .	<b>2</b>	7,491,956
<b>3</b> Other increases not included in line 2 (itemize) ▶ _____ 	<b>3</b>	9,527,741
<b>4</b> Add lines 1, 2, and 3 . . . . .	<b>4</b>	74,423,231
<b>5</b> Decreases not included in line 2 (itemize) ▶ _____	<b>5</b>	0
<b>6</b> Total net assets or fund balances at end of year (line 4 minus line 5)—Part II, column (b), line 29 .	<b>6</b>	74,423,231

**Part IV Capital Gains and Losses for Tax on Investment Income**

(a) List and describe the kind(s) of property sold (e.g., real estate, 2-story brick warehouse; or common stock, 200 shs. MLC Co.)	(b) How acquired P—Purchase D—Donation	(c) Date acquired (mo., day, yr.)	(d) Date sold (mo., day, yr.)
<b>1 a PUBLICLY TRADED SECURITIES</b>	P		
<b>b ALTERNATIVE INVESTMENTS</b>	P		
<b>c</b>			
<b>d</b>			
<b>e</b>			

(e) Gross sales price	(f) Depreciation allowed (or allowable)	(g) Cost or other basis plus expense of sale	(h) Gain or (loss) (e) plus (f) minus (g)
<b>a</b> 28,259,797		23,335,524	4,924,273
<b>b</b> 900,000		724,583	175,417
<b>c</b>			
<b>d</b>			
<b>e</b>			

Complete only for assets showing gain in column (h) and owned by the foundation on 12/31/69			(l) Gains (Col. (h) gain minus col. (k), but not less than -0-) or Losses (from col.(h))
(i) F.M.V. as of 12/31/69	(j) Adjusted basis as of 12/31/69	(k) Excess of col. (i) over col. (j), if any	
<b>a</b>			4,924,273
<b>b</b>			175,417
<b>c</b>			
<b>d</b>			
<b>e</b>			

<b>2</b> Capital gain net income or (net capital loss)	<div style="display: flex; align-items: center; justify-content: center;"> <div style="font-size: 2em; margin-right: 5px;">{</div> <div style="text-align: left; padding: 0 5px;">           If gain, also enter in Part I, line 7            If (loss), enter -0- in Part I, line 7         </div> <div style="font-size: 2em; margin-left: 5px;">}</div> </div>	<b>2</b>	5,099,690
<b>3</b> Net short-term capital gain or (loss) as defined in sections 1222(5) and (6): If gain, also enter in Part I, line 8, column (c) (see instructions). If (loss), enter -0- in Part I, line 8	<div style="display: flex; align-items: center; justify-content: center;"> <div style="font-size: 2em; margin-right: 5px;">{</div> <div style="text-align: left; padding: 0 5px;">           If gain, also enter in Part I, line 8, column (c) (see instructions). If (loss), enter -0-            in Part I, line 8         </div> <div style="font-size: 2em; margin-left: 5px;">}</div> </div>	<b>3</b>	

**Part V Qualification Under Section 4940(e) for Reduced Tax on Net Investment Income**

(For optional use by domestic private foundations subject to the section 4940(a) tax on net investment income.)

If section 4940(d)(2) applies, leave this part blank.

Was the foundation liable for the section 4942 tax on the distributable amount of any year in the base period?

☐ Yes
 ☒ No

If "Yes," the foundation does not qualify under section 4940(e). Do not complete this part.

**1** Enter the appropriate amount in each column for each year; see instructions before making any entries.

(a) Base period years Calendar year (or tax year beginning in)	(b) Adjusted qualifying distributions	(c) Net value of noncharitable-use assets	(d) Distribution ratio (col. (b) divided by col. (c))
2018	564,514	54,834,194	0.010295
2017	2,259,650	53,836,192	0.041973
2016	1,803,004	34,782,012	0.051837
2015	1,662,433	11,936,888	0.139269
2014	3,419,660	3,509,498	0.974401

<b>2</b> Total of line 1, column (d)	<b>2</b>	1.217775
<b>3</b> Average distribution ratio for the 5-year base period—divide the total on line 2 by 5.0, or by the number of years the foundation has been in existence if less than 5 years	<b>3</b>	0.243555
<b>4</b> Enter the net value of noncharitable-use assets for 2019 from Part X, line 5	<b>4</b>	70,416,912
<b>5</b> Multiply line 4 by line 3	<b>5</b>	17,150,391
<b>6</b> Enter 1% of net investment income (1% of Part I, line 27b)	<b>6</b>	54,529
<b>7</b> Add lines 5 and 6	<b>7</b>	17,204,920
<b>8</b> Enter qualifying distributions from Part XII, line 4	<b>8</b>	1,772,763

If line 8 is equal to or greater than line 7, check the box in Part VI, line 1b, and complete that part using a 1% tax rate. See the Part VI instructions.

**Part VI Excise Tax Based on Investment Income (Section 4940(a), 4940(b), 4940(e), or 4948—see instructions)**

<b>1a</b>	Exempt operating foundations described in section 4940(d)(2), check here <input type="checkbox"/> and enter "N/A" on line 1. Date of ruling or determination letter: _____ (attach copy of letter if necessary—see instructions)		
<b>b</b>	Domestic foundations that meet the section 4940(e) requirements in Part V, check here <input type="checkbox"/> and enter 1% of Part I, line 27b	<b>1</b>	109,058
<b>c</b>	All other domestic foundations enter 2% of line 27b. Exempt foreign organizations enter 4% of Part I, line 12, col. (b)		
<b>2</b>	Tax under section 511 (domestic section 4947(a)(1) trusts and taxable foundations only. Others enter -0-)	<b>2</b>	0
<b>3</b>	Add lines 1 and 2.	<b>3</b>	109,058
<b>4</b>	Subtitle A (income) tax (domestic section 4947(a)(1) trusts and taxable foundations only. Others enter -0-)	<b>4</b>	0
<b>5</b>	<b>Tax based on investment income.</b> Subtract line 4 from line 3. If zero or less, enter -0-	<b>5</b>	109,058
<b>6</b>	Credits/Payments:		
<b>a</b>	2019 estimated tax payments and 2018 overpayment credited to 2019	<b>6a</b>	120,826
<b>b</b>	Exempt foreign organizations—tax withheld at source	<b>6b</b>	
<b>c</b>	Tax paid with application for extension of time to file (Form 8868)	<b>6c</b>	0
<b>d</b>	Backup withholding erroneously withheld	<b>6d</b>	0
<b>7</b>	Total credits and payments. Add lines 6a through 6d.	<b>7</b>	120,826
<b>8</b>	Enter any <b>penalty</b> for underpayment of estimated tax. Check here <input checked="" type="checkbox"/> if Form 2220 is attached.	<b>8</b>	0
<b>9</b>	<b>Tax due.</b> If the total of lines 5 and 8 is more than line 7, enter <b>amount owed</b>	<b>9</b>	
<b>10</b>	<b>Overpayment.</b> If line 7 is more than the total of lines 5 and 8, enter the <b>amount overpaid</b>	<b>10</b>	11,768
<b>11</b>	Enter the amount of line 10 to be: <b>Credited to 2020 estimated tax</b> 11,768 <b>Refunded</b>	<b>11</b>	0

**Part VII-A Statements Regarding Activities**

	Yes	No
<b>1a</b> During the tax year, did the foundation attempt to influence any national, state, or local legislation or did it participate or intervene in any political campaign?		No
<b>b</b> Did it spend more than \$100 during the year (either directly or indirectly) for political purposes? (see Instructions for definition). <i>If the answer is "Yes" to 1a or 1b, attach a detailed description of the activities and copies of any materials published or distributed by the foundation in connection with the activities.</i>		No
<b>c</b> Did the foundation file <b>Form 1120-POL</b> for this year?		No
<b>d</b> Enter the amount (if any) of tax on political expenditures (section 4955) imposed during the year: <b>(1)</b> On the foundation. <input type="text"/> \$ 0 <b>(2)</b> On foundation managers. <input type="text"/> \$ 0		
<b>e</b> Enter the reimbursement (if any) paid by the foundation during the year for political expenditure tax imposed on foundation managers. <input type="text"/> \$ 0		
<b>2</b> Has the foundation engaged in any activities that have not previously been reported to the IRS? <i>If "Yes," attach a detailed description of the activities.</i>		No
<b>3</b> Has the foundation made any changes, not previously reported to the IRS, in its governing instrument, articles of incorporation, or bylaws, or other similar instruments? <i>If "Yes," attach a conformed copy of the changes</i>		No
<b>4a</b> Did the foundation have unrelated business gross income of \$1,000 or more during the year?	Yes	
<b>b</b> If "Yes," has it filed a tax return on <b>Form 990-T</b> for this year?	Yes	
<b>5</b> Was there a liquidation, termination, dissolution, or substantial contraction during the year? <i>If "Yes," attach the statement required by General Instruction T.</i>		No
<b>6</b> Are the requirements of section 508(e) (relating to sections 4941 through 4945) satisfied either: • By language in the governing instrument, or • By state legislation that effectively amends the governing instrument so that no mandatory directions that conflict with the state law remain in the governing instrument?	Yes	
<b>7</b> Did the foundation have at least \$5,000 in assets at any time during the year? <i>If "Yes," complete Part II, col. (c), and Part XV.</i>	Yes	
<b>8a</b> Enter the states to which the foundation reports or with which it is registered (see instructions) <input type="text"/> CO		
<b>b</b> If the answer is "Yes" to line 7, has the foundation furnished a copy of Form 990-PF to the Attorney General (or designate) of each state as required by General Instruction G? <i>If "No," attach explanation.</i>	Yes	
<b>9</b> Is the foundation claiming status as a private operating foundation within the meaning of section 4942(j)(3) or 4942(j)(5) for calendar year 2019 or the taxable year beginning in 2019? See the instructions for Part XIV. <i>If "Yes," complete Part XIV</i>		No
<b>10</b> Did any persons become substantial contributors during the tax year? <i>If "Yes," attach a schedule listing their names and addresses.</i>		No

**Part VII-A Statements Regarding Activities** (continued)

<b>11</b>	At any time during the year, did the foundation, directly or indirectly, own a controlled entity within the meaning of section 512(b)(13)? If "Yes," attach schedule. See instructions. . . . .	<b>11</b>		<b>No</b>
<b>12</b>	Did the foundation make a distribution to a donor advised fund over which the foundation or a disqualified person had advisory privileges? If "Yes," attach statement. See instructions. . . . .	<b>12</b>	<b>Yes</b>	
<b>13</b>	Did the foundation comply with the public inspection requirements for its annual returns and exemption application? Website address <b>▶</b> N/A	<b>13</b>	<b>Yes</b>	
<b>14</b>	The books are in care of <b>▶</b> APERCEN PARTNERS LLC Telephone no. <b>▶</b> (650) 804-7100			


Located at **▶** 314 LYTTON AVE PALO ALTO CAZIP+4 **▶** 94301

<b>15</b>	Section 4947(a)(1) nonexempt charitable trusts filing Form 990-PF in lieu of <b>Form 1041</b> —check here . . . . . <b>▶</b> <input type="checkbox"/>			
	and enter the amount of tax-exempt interest received or accrued during the year . . . . . <b>▶</b> <b>15</b>			
<b>16</b>	At any time during calendar year 2019, did the foundation have an interest in or a signature or other authority over a bank, securities, or other financial account in a foreign country? . . . . .	<b>16</b>	<b>Yes</b>	<b>No</b>
	See the instructions for exceptions and filing requirements for FinCEN Form 114. If "Yes", enter the name of the foreign country <b>▶</b>			

**Part VII-B Statements Regarding Activities for Which Form 4720 May Be Required****File Form 4720 if any item is checked in the "Yes" column, unless an exception applies.**

		<b>Yes</b>	<b>No</b>
<b>1a</b>	During the year did the foundation (either directly or indirectly):		
	(1) Engage in the sale or exchange, or leasing of property with a disqualified person? <input type="checkbox"/> Yes <input checked="" type="checkbox"/> No		
	(2) Borrow money from, lend money to, or otherwise extend credit to (or accept it from) a disqualified person? . . . . . <input type="checkbox"/> Yes <input checked="" type="checkbox"/> No		
	(3) Furnish goods, services, or facilities to (or accept them from) a disqualified person? <input type="checkbox"/> Yes <input checked="" type="checkbox"/> No		
	(4) Pay compensation to, or pay or reimburse the expenses of, a disqualified person? <input type="checkbox"/> Yes <input checked="" type="checkbox"/> No		
	(5) Transfer any income or assets to a disqualified person (or make any of either available for the benefit or use of a disqualified person)? . . . . . <input type="checkbox"/> Yes <input checked="" type="checkbox"/> No		
	(6) Agree to pay money or property to a government official? ( <b>Exception.</b> Check "No" if the foundation agreed to make a grant to or to employ the official for a period after termination of government service, if terminating within 90 days.) . . . . . <input type="checkbox"/> Yes <input checked="" type="checkbox"/> No		
<b>b</b>	If any answer is "Yes" to 1a(1)–(6), did <b>any</b> of the acts fail to qualify under the exceptions described in Regulations section 53.4941(d)-3 or in a current notice regarding disaster assistance? See instructions . . . . . <input type="checkbox"/>	<b>1b</b>	
<b>c</b>	Did the foundation engage in a prior year in any of the acts described in 1a, other than excepted acts, that were not corrected before the first day of the tax year beginning in 2019? . . . . . <input type="checkbox"/>	<b>1c</b>	<b>No</b>
<b>2</b>	Taxes on failure to distribute income (section 4942) (does not apply for years the foundation was a private operating foundation defined in section 4942(j)(3) or 4942(j)(5)):		
<b>a</b>	At the end of tax year 2019, did the foundation have any undistributed income (lines 6d and 6e, Part XIII) for tax year(s) beginning before 2019? . . . . . <input type="checkbox"/> Yes <input checked="" type="checkbox"/> No If "Yes," list the years <b>▶</b> 20____, 20____, 20____, 20____		
<b>b</b>	Are there any years listed in 2a for which the foundation is <b>not</b> applying the provisions of section 4942(a)(2) (relating to incorrect valuation of assets) to the year's undistributed income? (If applying section 4942(a)(2) to <b>all</b> years listed, answer "No" and attach statement—see instructions.) . . . . . <input type="checkbox"/>	<b>2b</b>	
<b>c</b>	If the provisions of section 4942(a)(2) are being applied to <b>any</b> of the years listed in 2a, list the years here. <b>▶</b> 20____, 20____, 20____, 20____		
<b>3a</b>	Did the foundation hold more than a 2% direct or indirect interest in any business enterprise at any time during the year? . . . . . <input type="checkbox"/> Yes <input checked="" type="checkbox"/> No		
<b>b</b>	If "Yes," did it have excess business holdings in 2019 as a result of (1) any purchase by the foundation or disqualified persons after May 26, 1969; (2) the lapse of the 5-year period (or longer period approved by the Commissioner under section 4943(c)(7)) to dispose of holdings acquired by gift or bequest; or (3) the lapse of the 10-, 15-, or 20-year first phase holding period? (Use Schedule C, Form 4720, to determine if the foundation had excess business holdings in 2019.) . . . . . <input type="checkbox"/>	<b>3b</b>	
<b>4a</b>	Did the foundation invest during the year any amount in a manner that would jeopardize its charitable purposes?	<b>4a</b>	<b>No</b>
<b>b</b>	Did the foundation make any investment in a prior year (but after December 31, 1969) that could jeopardize its charitable purpose that had not been removed from jeopardy before the first day of the tax year beginning in 2019?	<b>4b</b>	<b>No</b>

**Part VII-B Statements Regarding Activities for Which Form 4720 May Be Required** (continued)


		Yes	No
<b>5a</b>	During the year did the foundation pay or incur any amount to:		
(1)	Carry on propaganda, or otherwise attempt to influence legislation (section 4945(e))?	<input type="checkbox"/> Yes <input checked="" type="checkbox"/> No	
(2)	Influence the outcome of any specific public election (see section 4955); or to carry on, directly or indirectly, any voter registration drive?	<input type="checkbox"/> Yes <input checked="" type="checkbox"/> No	
(3)	Provide a grant to an individual for travel, study, or other similar purposes?	<input type="checkbox"/> Yes <input checked="" type="checkbox"/> No	
(4)	Provide a grant to an organization other than a charitable, etc., organization described in section 4945(d)(4)(A)? See instructions.	<input checked="" type="checkbox"/> Yes <input type="checkbox"/> No	
(5)	Provide for any purpose other than religious, charitable, scientific, literary, or educational purposes, or for the prevention of cruelty to children or animals?	<input type="checkbox"/> Yes <input checked="" type="checkbox"/> No	
<b>b</b>	If any answer is "Yes" to 5a(1)–(5), did <b>any</b> of the transactions fail to qualify under the exceptions described in Regulations section 53.4945 or in a current notice regarding disaster assistance? See instructions.	<b>5b</b>	<b>No</b>
	Organizations relying on a current notice regarding disaster assistance check here. 	<input type="checkbox"/>	
<b>c</b>	If the answer is "Yes" to question 5a(4), does the foundation claim exemption from the tax because it maintained expenditure responsibility for the grant? If "Yes," attach the statement required by Regulations section 53.4945–5(d).	<input checked="" type="checkbox"/> Yes <input type="checkbox"/> No	
<b>6a</b>	Did the foundation, during the year, receive any funds, directly or indirectly, to pay premiums on a personal benefit contract?	<input type="checkbox"/> Yes <input checked="" type="checkbox"/> No	
<b>b</b>	Did the foundation, during the year, pay premiums, directly or indirectly, on a personal benefit contract? If "Yes" to 6b, file Form 8870.	<b>6b</b>	<b>No</b>
<b>7a</b>	At any time during the tax year, was the foundation a party to a prohibited tax shelter transaction?	<input type="checkbox"/> Yes <input checked="" type="checkbox"/> No	
<b>b</b>	If "Yes", did the foundation receive any proceeds or have any net income attributable to the transaction?	<b>7b</b>	
<b>8</b>	Is the foundation subject to the section 4960 tax on payment(s) of more than \$1,000,000 in remuneration or excess parachute payment during the year?	<input type="checkbox"/> Yes <input checked="" type="checkbox"/> No	

**Part VIII Information About Officers, Directors, Trustees, Foundation Managers, Highly Paid Employees, and Contractors****1 List all officers, directors, trustees, foundation managers and their compensation. See instructions**

(a) Name and address	(b) Title, and average hours per week devoted to position	(c) Compensation (If not paid, enter -0-)	(d) Contributions to employee benefit plans and deferred compensation	(e) Expense account, other allowances
ADAM J LEWIS 201 WEST HALLAM STREET ASPEN, CO 81611	PRESIDENT 2.00	0	0	0
MELONY M LEWIS 201 WEST HALLAM STREET ASPEN, CO 81611	VICE PRESIDENT 2.00	0	0	0

**2 Compensation of five highest-paid employees (other than those included on line 1—see instructions). If none, enter "NONE."**

(a) Name and address of each employee paid more than \$50,000	(b) Title, and average hours per week devoted to position	(c) Compensation	(d) Contributions to employee benefit plans and deferred compensation	(e) Expense account, other allowances
NONE				

**Total** number of other employees paid over \$50,000.  0

**Part VIII** Information About Officers, Directors, Trustees, Foundation Managers, Highly Paid Employees, and Contractors *(continued)*

**3 Five highest-paid independent contractors for professional services (see instructions). If none, enter "NONE".**

(a) Name and address of each person paid more than \$50,000	(b) Type of service	(c) Compensation
SUMMIT ROCK ADVISORS LP	INVESTMENT MANAGEMENT	159,516
9 WEST 57TH STREET 12TH FLOOR NEW YORK, NY 10019		
Total number of others receiving over \$50,000 for professional services.		0

<b>Part IX-A</b>	<b>Summary of Direct Charitable Activities</b>
------------------	--

List the foundation's four largest direct charitable activities during the tax year. Include relevant statistical information such as the number of organizations and other beneficiaries served, conferences convened, research papers produced, etc.	Expenses

1	
2	
3	
4	

<b>Part IX-B</b>	<b>Summary of Program-Related Investments</b> (see instructions)
------------------	--

Describe the two largest program-related investments made by the foundation during the tax year on lines 1 and 2.	Amount

<b>1</b>	FINANCING FOR 10 DOCUMENTARY FILMS THROUGH IMPACT PARTNERS FILM SERVICES LLC THAT RAISE AWARENESS OF SOCIAL ISSUES IN FURTHERANCE OF THE FOUNDATION'S EXEMPT PURPOSES	103,873
<b>2</b>		
	All other program-related investments. See instructions.	
<b>3</b>		
<b>Total.</b> Add lines 1 through 3		103,873

**Part X Minimum Investment Return** (All domestic foundations must complete this part. Foreign foundations, see instructions.)

<b>1</b>	Fair market value of assets not used (or held for use) directly in carrying out charitable, etc., purposes:		
<b>a</b>	Average monthly fair market value of securities. . . . .	<b>1a</b>	29,253,860
<b>b</b>	Average of monthly cash balances. . . . .	<b>1b</b>	1,630,051
<b>c</b>	Fair market value of all other assets (see instructions). . . . .	<b>1c</b>	40,605,340
<b>d</b>	<b>Total</b> (add lines 1a, b, and c). . . . .	<b>1d</b>	71,489,251
<b>e</b>	Reduction claimed for blockage or other factors reported on lines 1a and 1c (attach detailed explanation). . . . .	<b>1e</b>	0
<b>2</b>	Acquisition indebtedness applicable to line 1 assets. . . . .	<b>2</b>	0
<b>3</b>	Subtract line 2 from line 1d. . . . .	<b>3</b>	71,489,251
<b>4</b>	Cash deemed held for charitable activities. Enter 1 1/2% of line 3 (for greater amount, see instructions). . . . .	<b>4</b>	1,072,339
<b>5</b>	<b>Net value of noncharitable-use assets.</b> Subtract line 4 from line 3. Enter here and on Part V, line 4	<b>5</b>	70,416,912
<b>6</b>	<b>Minimum investment return.</b> Enter 5% of line 5. . . . .	<b>6</b>	3,520,846

**Part XI Distributable Amount** (see instructions) (Section 4942(j)(3) and (j)(5) private operating foundations and certain foreign organizations check here ☐ and do not complete this part.)

<b>1</b>	Minimum investment return from Part X, line 6. . . . .	<b>1</b>	3,520,846
<b>2a</b>	Tax on investment income for 2019 from Part VI, line 5. . . . .	<b>2a</b>	109,058
<b>b</b>	Income tax for 2019. (This does not include the tax from Part VI.). . . . .	<b>2b</b>	
<b>c</b>	Add lines 2a and 2b. . . . .	<b>2c</b>	109,058
<b>3</b>	Distributable amount before adjustments. Subtract line 2c from line 1. . . . .	<b>3</b>	3,411,788
<b>4</b>	Recoveries of amounts treated as qualifying distributions. . . . .	<b>4</b>	24,993
<b>5</b>	Add lines 3 and 4. . . . .	<b>5</b>	3,436,781
<b>6</b>	Deduction from distributable amount (see instructions). . . . .	<b>6</b>	0
<b>7</b>	<b>Distributable amount</b> as adjusted. Subtract line 6 from line 5. Enter here and on Part XIII, line 1. . . . .	<b>7</b>	3,436,781

**Part XII Qualifying Distributions** (see instructions)

<b>1</b>	Amounts paid (including administrative expenses) to accomplish charitable, etc., purposes:		
<b>a</b>	Expenses, contributions, gifts, etc.—total from Part I, column (d), line 26. . . . .	<b>1a</b>	1,668,890
<b>b</b>	Program-related investments—total from Part IX-B. . . . .	<b>1b</b>	103,873
<b>2</b>	Amounts paid to acquire assets used (or held for use) directly in carrying out charitable, etc., purposes. . . . .	<b>2</b>	
<b>3</b>	Amounts set aside for specific charitable projects that satisfy the:		
<b>a</b>	Suitability test (prior IRS approval required). . . . .	<b>3a</b>	
<b>b</b>	Cash distribution test (attach the required schedule). . . . .	<b>3b</b>	
<b>4</b>	<b>Qualifying distributions.</b> Add lines 1a through 3b. Enter here and on Part V, line 8, and Part XIII, line 4	<b>4</b>	1,772,763
<b>5</b>	Foundations that qualify under section 4940(e) for the reduced rate of tax on net investment income. Enter 1% of Part I, line 27b. See instructions. . . . .	<b>5</b>	0
<b>6</b>	<b>Adjusted qualifying distributions.</b> Subtract line 5 from line 4. . . . .	<b>6</b>	1,772,763

**Note:** The amount on line 6 will be used in Part V, column (b), in subsequent years when calculating whether the foundation qualifies for the section 4940(e) reduction of tax in those years.



**Part XIII Undistributed Income** (see instructions)

	(a) Corpus	(b) Years prior to 2018	(c) 2018	(d) 2019
<b>1</b> Distributable amount for 2019 from Part XI, line 7				3,436,781
<b>2</b> Undistributed income, if any, as of the end of 2019:				
<b>a</b> Enter amount for 2018 only. . . . .			0	
<b>b</b> Total for prior years: 20____, 20____, 20____		0		
<b>3</b> Excess distributions carryover, if any, to 2019:				
<b>a</b> From 2014. . . . .	1,892,848			
<b>b</b> From 2015. . . . .	1,272,460			
<b>c</b> From 2016. . . . .	596,321			
<b>d</b> From 2017. . . . .				
<b>e</b> From 2018. . . . .				
<b>f</b> <b>Total</b> of lines 3a through e. . . . .	3,761,629			
<b>4</b> Qualifying distributions for 2019 from Part XII, line 4: ► \$ 1,772,763				
<b>a</b> Applied to 2018, but not more than line 2a			0	
<b>b</b> Applied to undistributed income of prior years (Election required—see instructions). . . . .		0		
<b>c</b> Treated as distributions out of corpus (Election required—see instructions). . . . .	0			
<b>d</b> Applied to 2019 distributable amount. . . . .				1,772,763
<b>e</b> Remaining amount distributed out of corpus	0			
<b>5</b> Excess distributions carryover applied to 2019. (If an amount appears in column (d), the same amount must be shown in column (a).)	1,664,018			1,664,018
<b>6</b> <b>Enter the net total of each column as indicated below:</b>				
<b>a</b> Corpus. Add lines 3f, 4c, and 4e. Subtract line 5	2,097,611			
<b>b</b> Prior years' undistributed income. Subtract line 4b from line 2b. . . . .		0		
<b>c</b> Enter the amount of prior years' undistributed income for which a notice of deficiency has been issued, or on which the section 4942(a) tax has been previously assessed. . . . .		0		
<b>d</b> Subtract line 6c from line 6b. Taxable amount—see instructions. . . . .		0		
<b>e</b> Undistributed income for 2018. Subtract line 4a from line 2a. Taxable amount—see instructions. . . . .			0	
<b>f</b> Undistributed income for 2019. Subtract lines 4d and 5 from line 1. This amount must be distributed in 2020. . . . .				0
<b>7</b> Amounts treated as distributions out of corpus to satisfy requirements imposed by section 170(b)(1)(F) or 4942(g)(3) (Election may be required - see instructions). . . . .	0			
<b>8</b> Excess distributions carryover from 2014 not applied on line 5 or line 7 (see instructions). . . . .	228,830			
<b>9</b> <b>Excess distributions carryover to 2020.</b> Subtract lines 7 and 8 from line 6a. . . . .	1,868,781			
<b>10</b> Analysis of line 9:				
<b>a</b> Excess from 2015. . . . .	1,272,460			
<b>b</b> Excess from 2016. . . . .	596,321			
<b>c</b> Excess from 2017. . . . .				
<b>d</b> Excess from 2018. . . . .				
<b>e</b> Excess from 2019. . . . .				

## Part XIV

**1a** If the foundation has received a ruling or determination letter that it is a private operating foundation, and the ruling is effective for 2019, enter the date of the ruling. . . . .

**b** Check box to indicate whether the organization is a private operating foundation described in section ☐ 4942(i)(3) or ☐ 4942(j)(5)

**2a** Enter the lesser of the adjusted net income from Part I or the minimum investment return from Part X for each year listed . . . . .

**b** 85% of line 2a . . . . .

**c** Qualifying distributions from Part XII, line 4 for each year listed . . . . .

**d** Amounts included in line 2c not used directly for active conduct of exempt activities . . . . .

**e** Qualifying distributions made directly for active conduct of exempt activities. Subtract line 2d from line 2c . . . . .

## Part XV

## 1 Information Regarding Foundation Managers:

a List any managers of the foundation who have contributed more than 2% of the total contributions received by the foundation before the close of any tax year (but only if they have contributed more than \$5,000). (See section 507(d)(2).)

See Additional Data Table

**b** List any managers of the foundation who own 10% or more of the stock of a corporation (or an equally large portion of the ownership of a partnership or other entity) of which the foundation has a 10% or greater interest.

**2 Information Regarding Contribution, Grant, Gift, Loan, Scholarship, etc., Programs:**

Check here ☒ if the foundation only makes contributions to preselected charitable organizations and does not accept unsolicited requests for funds. If the foundation makes gifts, grants, etc. to individuals or organizations under other conditions, complete items 2a, b, c, and d. See instructions

**a** The name, address, and telephone number or email address of the person to whom applications should be addressed:

**b** The form in which applications should be submitted and information and materials they should include:

**c** Any submission deadlines:

**d** Any restrictions or limitations on awards, such as by geographical areas, charitable fields, kinds of institutions, or other factors:

**Part XV** **Supplementary Information** (continued)**3 Grants and Contributions Paid During the Year or Approved for Future Payment**

Recipient Name and address (home or business)	If recipient is an individual, show any relationship to any foundation manager or substantial contributor	Foundation status of recipient	Purpose of grant or contribution	Amount
<b>a</b> <i>Paid during the year</i> See Additional Data Table				
<b>Total</b> . . . . .			<b>3a</b>	1,650,000
<b>b</b> <i>Approved for future payment</i> ASPEN CENTER FOR ENVIRONMENTAL STUDIES 100 PUPPY SMITH STREET ASPEN, CO 81611		PC	ENVIRONMENTAL EDUCATIONAL PROGRAMS	800,000
<b>Total</b> . . . . .			<b>3b</b>	800,000

Enter gross amounts unless otherwise indicated.

Enter gross amounts unless otherwise indicated.	Unrelated business income		Excluded by section 512, 513, or 514		(e) Related or exempt function income (See instructions.)
	(a) Business code	(b) Amount	(c) Exclusion code	(d) Amount	
<b>1</b> Program service revenue:					
<b>a</b> _____					
<b>b</b> _____					
<b>c</b> _____					
<b>d</b> _____					
<b>e</b> _____					
<b>f</b> _____					
<b>g</b> Fees and contracts from government agencies					
<b>2</b> Membership dues and assessments. . . . .					
<b>3</b> Interest on savings and temporary cash investments . . . . .			14	84,404	
<b>4</b> Dividends and interest from securities. . . . .			14	740,181	
<b>5</b> Net rental income or (loss) from real estate:					
<b>a</b> Debt-financed property. . . . .					
<b>b</b> Not debt-financed property. . . . .					
<b>6</b> Net rental income or (loss) from personal property					
<b>7</b> Other investment income. . . . .					
<b>8</b> Gain or (loss) from sales of assets other than inventory . . . . .			14	45,000	
<b>9</b> Net income or (loss) from special events:					
<b>10</b> Gross profit or (loss) from sales of inventory					
<b>11</b> Other revenue: <b>a</b> _____					
<b>b</b> _____					
<b>c</b> _____					
<b>d</b> _____					
<b>e</b> _____					
<b>12</b> Subtotal. Add columns (b), (d), and (e). . . . .		0		869,585	0
<b>13</b> <b>Total.</b> Add line 12, columns (b), (d), and (e). . . . . (See worksheet in line 13 instructions to verify calculations.)			<b>13</b>	869,585	869,585

## Part XVI-B Relationship of Activities to the Accomplishment of Exempt Purposes

[illegible]

## Part XVII

- |  |  |     |    |
|--|--|-----|----|
|  |  | Yes | No |
|--|--|-----|----|

--	--	--

- |       |  |    |
|-------|--|----|
| 1a(1) |  | No |
| 1a(2) |  | No |

--	--	--

- |              |  |           |
|--------------|--|-----------|
| <b>1b(1)</b> |  | <b>No</b> |
| <b>1b(2)</b> |  | <b>No</b> |
| <b>1b(3)</b> |  | <b>No</b> |
| <b>1b(4)</b> |  | <b>No</b> |
| <b>1b(5)</b> |  | <b>No</b> |
| <b>1b(6)</b> |  | <b>No</b> |

1c		No
----	--	----

value  
ue


[illegible]

**2a** Is the foundation directly or indirectly affiliated with, or related to, one or more tax-exempt organizations

described in section 501(c) (other than section 501(c)(3)) or in section 527? . . . . . ☐ Yes ☒ No

**b** If "Yes," complete the following schedule.

(a) Name of organization	(b) Type of organization	(c) Description of relationship

<b>Sign Here</b> 	*****	2020-11-11	*****	<div style="border: 1px solid black; padding: 5px;">             May the IRS discuss this return with the preparer shown below              (see instr.) <input checked="" type="checkbox"/> <b>Yes</b> <input type="checkbox"/> <b>No</b> </div>
	Signature of officer or trustee	Date	Title	

<b>Paid Preparer Use Only</b>	TOM M VAN LOBEN SELS				
	Firm's name ▶ APERCEN PARTNERS LLC				Firm's EIN ▶ 26-2246506
	Firm's address ▶ 314 LYTTON AVE PALO ALTO, CA 94301				Phone no. (650) 804-7100

May the IRS discuss this return with the preparer shown below

(see instr.) ☒ **Yes** ☐ **No**

**Form 990PF Part XV Line 1a - List any managers of the foundation who have contributed more than 2% of the total contributions received by the foundation before the close of any tax year (but only if they have contributed more than \$5,000).**

ADAM J LEWIS
MELONY M LEWIS

Form 990PF Part XV Line 3 - Grants and Contributions Paid During the Year or Approved for Future Payment				
Recipient	If recipient is an individual, show any relationship to any foundation manager or substantial contributor	Foundation status of recipient	Purpose of grant or contribution	Amount
Name and address (home or business)				
<b>a</b> <i>Paid during the year</i>				
AMERICAN CIVIL LIBERTIES UNION FOUNDATION INC 120 BROAD STREET 18TH FLOOR NEW YORK, NY 10004		PC	CENTENNIAL CAMPAIGN	200,000
ASPEN CENTER FOR ENVIRONMENTAL STUDIES 100 PUPPY SMITH STREET ASPEN, CO 81611		PC	ENVIRONMENTAL EDUCATIONAL PROGRAMS	200,000
ASPEN COMMUNITY FOUNDATION 455 GOLD RIVERS COURT SUITE 515 BASALT, CO 81621		PC	SUPPORT NONPROFIT ORGANIZATIONS BY CONNECTING DONORS TO COMMUNITY NEEDS	500,000
<b>Total . . . . . ▶ 3a</b>				1,650,000

Form 990PF Part XV Line 3 - Grants and Contributions Paid During the Year or Approved for Future Payment				
Recipient	If recipient is an individual, show any relationship to any foundation manager or substantial contributor	Foundation status of recipient	Purpose of grant or contribution	Amount
Name and address (home or business)				
<b>a</b> <i>Paid during the year</i>				
KISS THE GROUND FOUNDATION PO BOX 515381 PMB 63508 LOS ANGELES, CA 90051		PC	KISS THE GROUND FILM PROJECT	200,000
SIERRA CLUB FOUNDATION 2101 WEBSTER STREET SUITE 1250 OAKLAND, CA 94612		PC	ADVANCE CLIMATE AND CLEAN ENERGY SOLUTIONS AND PROTECT PUBLIC LANDS AND WILDLIFE	500,000
WOMEN MAKE MOVIES INC 115 W 29TH STREET SUITE 1200 NEW YORK, NY 10001		PC	INDIGO GIRLS FILM PROJECT	50,000
<b>Total . . . . . ▶ 3a</b>				1,650,000



**TY 2019 Accounting Fees Schedule****Name:** THE LEWIS FOUNDATION**EIN:** 41-2063101

<b>Category</b>	<b>Amount</b>	<b>Net Investment Income</b>	<b>Adjusted Net Income</b>	<b>Disbursements for Charitable Purposes</b>
ACCOUNTING FEES	37,135	18,891		18,890

Note: To capture the full content of this document, please select landscape mode (11" x 8.5") when printing.

TY 2019 Expenditure Responsibility Statement

Name: THE LEWIS FOUNDATION

EIN: 41-2063101

Grantee's Name	Grantee's Address	Grant Date	Grant Amount	Grant Purpose	Amount Expended By Grantee	Any Diversion By Grantee?	Dates of Reports By Grantee	Date of Verification	Results of Verification
DIVIDED FILMS LLC	42 BROADWAY SUITE 1630 NEW YORK, NY 10004	2017-09-13	17,924	IMPACT PARTNERS FILM "THE BLUE WALL" - DRAWING ATTENTION TO THE ISSUE OF CORRUPTION AND RACISM WITHIN THE CHICAGO CRIMINAL JUSTICE SYSTEM	17,924	NO	3/23/18, 4/19/19, 5/7/20		THE GRANTOR HAS NO REASON TO DOUBT THE ACCURACY OR RELIABILITY OF THE REPORTS FROM THE GRANTEE AND THEREFORE NO INDEPENDENT VERIFICATION OF THE REPORTS WAS MADE.
THIRD PARTY FILMS LLC	506 GREENE AVENUE APT 1 BROOKLYN, NY 11216	2017-12-01	12,682	IMPACT PARTNERS FILM "OUR NEW PRESIDENT" - RAISING AWARENESS ABOUT CORRUPTION IN THE RUSSIAN MEDIA	12,682	NO	3/22/18, 10/11/19, 4/1/20		THE GRANTOR HAS NO REASON TO DOUBT THE ACCURACY OR RELIABILITY OF THE REPORTS FROM THE GRANTEE AND THEREFORE NO INDEPENDENT VERIFICATION OF THE REPORTS WAS MADE.
LUNAR PICTURES LTD	FARNAUGHT WESTPORT COUNTY MAYO  EI	2017-07-20	18,421	IMPACT PARTNERS FILM "SHOOTING THE MAFIA" - RAISING AWARENESS ABOUT MAFIA VIOLENCE AND SEXISM IN SICILY THROUGH THE PHOTOGRAPHY OF LETTIZIA BATTAGLIA	18,421	NO	3/10/18, 3/11/19, 3/26/20		THE GRANTOR HAS NO REASON TO DOUBT THE ACCURACY OR RELIABILITY OF THE REPORTS FROM THE GRANTEE AND THEREFORE NO INDEPENDENT VERIFICATION OF THE REPORTS WAS MADE.
BRODY DOCUMENTARY LLC	1000 BRASS STREET AUSTIN, TX 78702	2017-08-30	13,462	IMPACT PARTNERS FILM "DEAR MR. BRODY" - RAISING AWARENESS ABOUT THE COMPLEXITIES OF CHARITABLE GIVING	12,788	NO	3/22/18, 3/26/19, 4/5/20		THE GRANTOR HAS NO REASON TO DOUBT THE ACCURACY OR RELIABILITY OF THE REPORTS FROM THE GRANTEE AND THEREFORE NO INDEPENDENT VERIFICATION OF THE REPORTS WAS MADE.
FLY MOVIE LLC	181 N 11TH STREET SUITE 405 BROOKLYN, NY 11211	2017-09-01	20,917	IMPACT PARTNERS FILM "FLY" - RAISING AWARENESS ABOUT THE RISKS AND BENEFITS OF EXTREME SPORTS	10,458	NO	3/25/19, 6/2/20		THE GRANTOR HAS NO REASON TO DOUBT THE ACCURACY OR RELIABILITY OF THE REPORTS FROM THE GRANTEE AND THEREFORE NO INDEPENDENT VERIFICATION OF THE REPORTS WAS MADE.
RIDE OR DIE LLC	389 2ND STREET APT 2 NEW YORK, NY 11218	2018-06-13	9,176	IMPACT PARTNERS FILM "JACINTA" - RAISING AWARENESS ABOUT THE RELATIONSHIP BETWEEN TRAUMA, ADDICTION AND INCARCERATION	4,588	NO	3/31/19, 4/8/20		THE GRANTOR HAS NO REASON TO DOUBT THE ACCURACY OR RELIABILITY OF THE REPORTS FROM THE GRANTEE AND THEREFORE NO INDEPENDENT VERIFICATION OF THE REPORTS WAS MADE.
CHICKEN & EGG PICTURES	39 MESA STREET SUITE 209 SAN FRANCISCO, CA 94129	2018-06-13	9,836	IMPACT PARTNERS FILM "LOVE & STUFF" - AWARENESS ABOUT ADOPTION AND BEING A SINGLE PARENT	8,852	NO	4/4/19, 3/31/20		THE GRANTOR HAS NO REASON TO DOUBT THE ACCURACY OR RELIABILITY OF THE REPORTS FROM THE GRANTEE AND THEREFORE NO INDEPENDENT VERIFICATION OF THE REPORTS WAS MADE.
LEROY & MORTON PRODUCTIONS LLC	435 HUDSON STREET 6TH FLOOR NEW YORK, NY 10014	2018-07-12	20,000	IMPACT PARTNERS FILM "SPACESHIP EARTH" - RAISING AWARENESS ABOUT ENVIRONMENTAL ISSUES	19,000	NO	3/20/19, 3/30/20		THE GRANTOR HAS NO REASON TO DOUBT THE ACCURACY OR RELIABILITY OF THE REPORTS FROM THE GRANTEE AND THEREFORE NO INDEPENDENT VERIFICATION OF THE REPORTS WAS MADE.
THIRD PARTY FILMS LLC	506 GREENE AVENUE APT 1 BROOKLYN, NY 11216	2018-10-31	2,850	IMPACT PARTNERS FILM "OUR NEW PRESIDENT" (P&A INVESTMENT) - RAISING AWARENESS ABOUT CORRUPTION IN THE RUSSIAN MEDIA	2,850	NO	10/11/19, 4/1/20		THE GRANTOR HAS NO REASON TO DOUBT THE ACCURACY OR RELIABILITY OF THE REPORTS FROM THE GRANTEE AND THEREFORE NO INDEPENDENT VERIFICATION OF THE REPORTS WAS MADE.
THE JANE DOE PROJECT	2711 ANGUS STREET LOS ANGELES, CA 90039	2018-04-13	200,000	IMPACT PARTNERS FILM "ON THE RECORD (FORMERLY TOXIC LABOR)" - RAISING AWARENESS ABOUT SEXUAL ASSAULT IN HOLLYWOOD	100,000	NO	10/10/19, 4/10/20		THE GRANTOR HAS NO REASON TO DOUBT THE ACCURACY OR RELIABILITY OF THE REPORTS FROM THE GRANTEE AND THEREFORE NO INDEPENDENT VERIFICATION OF THE REPORTS WAS MADE.

Grantee's Name	Grantee's Address	Grant Date	Grant Amount	Grant Purpose	Amount Expended By Grantee	Any Diversion By Grantee?	Dates of Reports By Grantee	Date of Verification	Results of Verification
SAN FRANCISCO FILM CENTRE	39 MESA STREET SUITE 206 SAN FRANCISCO, CA 94129	2019-08-08	8,627	IMPACT PARTNERS FILM "ATHLETE A" - RAISING AWARENESS THROUGH FILM ABOUT ABUSE IN THE SPORTS WORLD, SPECIFICALLY GYMNASTICS	8,627	NO	4/13/20		THE GRANTOR HAS NO REASON TO DOUBT THE ACCURACY OR RELIABILITY OF THE REPORTS FROM THE GRANTEE AND THEREFORE NO INDEPENDENT VERIFICATION OF THE REPORTS WAS MADE.
SOLUTIONS MEDIA LLC	383 CARLTON AVENUE 9E BROOKLYN, NY 11238	2019-03-18	1,852	IMPACT PARTNERS FILM "LITTLE G" - RAISING AWARENESS ABOUT SMALL GOVERNMENT	1,852	NO	4/29/20		THE GRANTOR HAS NO REASON TO DOUBT THE ACCURACY OR RELIABILITY OF THE REPORTS FROM THE GRANTEE AND THEREFORE NO INDEPENDENT VERIFICATION OF THE REPORTS WAS MADE.
WALKING UPSTREAM PICTURES LLC	435 S 5TH STREET W 3 MISSOULA, MT 59801	2019-04-24	2,459	IMPACT PARTNERS FILM "FATHOM" - RAISING AWARENESS ABOUT CUTTING EDGE RESEARCH BY WOMEN SCIENTISTS	2,337	NO	3/20/20		THE GRANTOR HAS NO REASON TO DOUBT THE ACCURACY OR RELIABILITY OF THE REPORTS FROM THE GRANTEE AND THEREFORE NO INDEPENDENT VERIFICATION OF THE REPORTS WAS MADE.
ENDGAME ENTERTAINMENT CO LLC	9696 WILSHIRE BOULEVARD 3RD FLOOR BEVERLY HILLS, CA 90212	2019-04-12	23,810	IMPACT PARTNERS FILM "GIVING VOICE" - RAISING AWARENESS ABOUT THE IMPORTANCE OF ARTS EDUCATION	17,857	NO	4/27/20		THE GRANTOR HAS NO REASON TO DOUBT THE ACCURACY OR RELIABILITY OF THE REPORTS FROM THE GRANTEE AND THEREFORE NO INDEPENDENT VERIFICATION OF THE REPORTS WAS MADE.
GOOD FRIDAY FILMS LLC	27 WEST 20TH STREET 10006 NEW YORK, NY 10011	2019-05-22	2,500	IMPACT PARTNERS FILM "THE OTHER BOYS" - RAISING AWARENESS ABOUT RECOVERING FROM TRAUMA AND SEXUAL ABUSE IN THE CATHOLIC CHURCH	2,375	NO	3/20/20		THE GRANTOR HAS NO REASON TO DOUBT THE ACCURACY OR RELIABILITY OF THE REPORTS FROM THE GRANTEE AND THEREFORE NO INDEPENDENT VERIFICATION OF THE REPORTS WAS MADE.
WE CALL BS LLC	20 W 27TH STREET 3 NEW YORK, NY 10001	2019-05-31	17,593	IMPACT PARTNERS FILM "US KIDS" - RAISING AWARENESS ABOUT GUN REFORM	11,996	NO	4/13/20		THE GRANTOR HAS NO REASON TO DOUBT THE ACCURACY OR RELIABILITY OF THE REPORTS FROM THE GRANTEE AND THEREFORE NO INDEPENDENT VERIFICATION OF THE REPORTS WAS MADE.
SOPHIE DOC PROJECT LLC	11150 SANTA MONICA BOULEVARD SUITE 600 LOS ANGELES, CA 90025	2019-08-14	8,824	IMPACT PARTNERS FILM "UNTITLED SOPHIA DOCUMENTARY" - RAISING AWARENESS ABOUT THE IMPACT OF NEW TECHNOLOGY ON OUR SOCIETY	8,382	NO	4/17/20		THE GRANTOR HAS NO REASON TO DOUBT THE ACCURACY OR RELIABILITY OF THE REPORTS FROM THE GRANTEE AND THEREFORE NO INDEPENDENT VERIFICATION OF THE REPORTS WAS MADE.
TELEVISION EVENT PTY LTD	98 BEAVERS ROAD NORTHCOTE, VICTORIA 3070 AS	2019-12-18	21,154	IMPACT PARTNERS FILM "THE TELEVISION EVENT, STAGE 2" - RAISING AWARENESS ABOUT THE ROLE OF TELEVISION DURING THE NUCLEAR ARMS RACE	15,865	NO	3/19/20		THE GRANTOR HAS NO REASON TO DOUBT THE ACCURACY OR RELIABILITY OF THE REPORTS FROM THE GRANTEE AND THEREFORE NO INDEPENDENT VERIFICATION OF THE REPORTS WAS MADE.
THE GRAB LLC	1400 65TH STREET SUITE 200 EMERYVILLE, CA 94608	2019-12-17	8,333	IMPACT PARTNERS FILM "THE GRAB" - RAISING AWARENESS ABOUT ACCESS TO FOOD AND WATER	0	NO	4/8/20		THE GRANTOR HAS NO REASON TO DOUBT THE ACCURACY OR RELIABILITY OF THE REPORTS FROM THE GRANTEE AND THEREFORE NO INDEPENDENT VERIFICATION OF THE REPORTS WAS MADE.

**TY 2019 Investments Corporate Bonds Schedule****Name:** THE LEWIS FOUNDATION**EIN:** 41-2063101**Investments Corporate Bonds Schedule**

<b>Name of Bond</b>	<b>End of Year Book Value</b>	<b>End of Year Fair Market Value</b>
AB TAXABLE MULTI SECTOR INCOME	2,291,983	2,291,983
ISHARES TRUST ISHARES MBS ETF	2,713,279	2,713,279

TY 2019 Investments Corporate Stock Schedule

Name: THE LEWIS FOUNDATION  
 EIN: 41-2063101

Investments Corporation Stock Schedule

Name of Stock	End of Year Book Value	End of Year Fair Market Value
51JOB INC	19,018	19,018
58.COM INC	2,978	2,978
AB CORPORATE INCOME SHARES FUND	749,548	749,548
ABB LTD	20,163	20,163
ABBOTT LABORATORIES	96,241	96,241
ABBVIE INC	52,858	52,858
ABIOMED INC	2,047	2,047
ACCENTURE PLC	206,359	206,359
ADECCO GROUP SA	25,308	25,308
ADIDAS AG	56,003	56,003
ADOBE INC	21,438	21,438
ADVANCED MICRO DEVICES INC	10,410	10,410
AEGON NV	30,383	30,383
AFLAC INC	15,341	15,341
AGCO CORP	24,643	24,643
AGILENT TECHNOLOGIES INC	29,858	29,858
AGNC INVESTMENT CORP	41,265	41,265
AGNICO EAGLE MINES LTD	79,970	79,970
AIA GROUP LTD	25,927	25,927
AIR LEASE CORP	70,852	70,852
AKAMAI TECHNOLOGIES INC	24,618	24,618
ALIBABA GROUP HOLDING	58,115	58,115
ALIGN TECHNOLOGY INC	2,790	2,790
ALKERMES PLC	1,122	1,122
ALLEGION PLC	5,978	5,978
ALLIANZ SE	37,283	37,283
ALLSTATE CORP	37,334	37,334
ALLY FINANCIAL INC	76,431	76,431
ALNYLAM PHARMA INC	2,649	2,649
ALPHABET INC CL A	38,842	38,842

Investments Corporation Stock Schedule

Name of Stock	End of Year Book Value	End of Year Fair Market Value
ALPHABET INC CL C	227,293	227,293
AMADEUS IT GROUP SA	11,607	11,607
AMAZON.COM INC	243,915	243,915
AMBEV SA	9,259	9,259
AMEDISYS INC	15,357	15,357
AMER MOVIL SA	22,528	22,528
AMERICAN EXPRESS CO	23,031	23,031
AMERICAN INTL GROUP	20,327	20,327
AMERICAN TOWER CORP	159,726	159,726
AMERICAN WATER WORKS	129,730	129,730
AMETEK INC	9,874	9,874
AMGEN INC	118,124	118,124
ANGLOGOLD ASHANTI	27,322	27,322
ANHEUSER BUSCH INBEV SA	10,583	10,583
ANNALY CAPITAL MGMT INC	42,729	42,729
ANTHEM INC	38,660	38,660
AON PLC	80,817	80,817
APPLE INC	522,109	522,109
APPLIED MATERIALS INC	31,741	31,741
APTARGROUP INC	4,394	4,394
AQUA AMERICA INC	40,557	40,557
ARISTA NETWORKS INC	2,644	2,644
ARROW ELECTRONICS INC	5,593	5,593
ASE TECHNOLOGY HOLDING CO LTD	15,268	15,268
ASHTeAD GROUP PLC	45,408	45,408
ASML HOLDING NV	60,075	60,075
ASSA ABLOY AB	59,576	59,576
AT&T INC	160,111	160,111
ATMOS ENERGY CORP	23,266	23,266
ATOS ORIGIN SA	2,928	2,928

Investments Corporation Stock Schedule

Name of Stock	End of Year Book Value	End of Year Fair Market Value
AU OPTRONICS CORP	5,235	5,235
AUSTRALIA & NZ BANKING GROUP	14,658	14,658
AUTO TRADER GROUP	18,707	18,707
AUTODESK INC	11,375	11,375
AUTOMATIC DATA PROCESSING INC	13,640	13,640
AUTOZONE INC	117,939	117,939
AVALONBAY COMMUNITIES INC	14,889	14,889
AVANGRID INC	108,357	108,357
AVANOS MEDICAL INC	1,651	1,651
AVERY DENNISON CORP	9,550	9,550
AVIVA PLC	14,734	14,734
AVNET INC	4,202	4,202
AXA	19,561	19,561
AXON ENTERPRISE INC	6,009	6,009
BAIDU INC	11,376	11,376
BAKER HUGHES CO	65,151	65,151
BALL CORP	19,531	19,531
BANCO BRADESCO	7,697	7,697
BANCO DE CHILE	8,879	8,879
BANCO DO BRASIL SA	3,160	3,160
BANCO SANTANDER SA	22,671	22,671
BANK OF AMERICA CORP	42,863	42,863
BANK OF CHINA	213,132	213,132
BANK OF MONTREAL	28,598	28,598
BANK OF NEW YORK MELLON CORP	8,959	8,959
BANK OF NOVA SCOTIA	44,345	44,345
BARRICK GOLD CORP	15,039	15,039
BAXTER INTERNATIONAL INC	15,052	15,052
BB SEGURIDADE PARTI	2,384	2,384
BCE INC	92,191	92,191

Investments Corporation Stock Schedule

Name of Stock	End of Year Book Value	End of Year Fair Market Value
BECTON DICKINSON & CO	12,783	12,783
BEST BUY CO	48,817	48,817
BIOGEN INC	78,040	78,040
BIOMARIN PHARMACEUTICAL INC	3,467	3,467
BIO-RAD LABORATORIES INC	31,082	31,082
BIO-TECHNE CORP	12,512	12,512
BLACKROCK INC	9,551	9,551
BNP PARIBAS SA	123,035	123,035
BOOKING HOLDINGS INC	24,644	24,644
BOSTON BEER CO INC	20,026	20,026
BOSTON SCIENTIFIC CORP	10,672	10,672
BRAMBLES LTD	61,764	61,764
BRASIL DISTRBUICAO PAO DE ACUCAR	4,724	4,724
BRIDGESTONE CORP	7,840	7,840
BRIGHT HORIZONS FAMILY SOLUTIONS	10,370	10,370
BRIGHTHOUSE FINANCIAL INC	19,968	19,968
BRINKER INTERNATIONAL INC	14,574	14,574
BRISTOL MYERS SQUIBB CO	9,051	9,051
BRITISH LD CO PLC	6,118	6,118
BRIXMOR PROPERTY GROUP INC	20,810	20,810
BROADCOM INC	19,277	19,277
BROWN & BROWN INC	18,595	18,595
BROWN FORMAN CORP	9,261	9,261
BRUKER CORP	31,856	31,856
BT GROUP PLC	4,388	4,388
BUNGE LTD	4,892	4,892
BUNZL PLC	11,702	11,702
BYD CO LTD	4,095	4,095
CABLE ONE INC	35,723	35,723
CADENCE DESIGN SYSTEMS INC	35,790	35,790



Investments Corporation Stock Schedule

Name of Stock	End of Year Book Value	End of Year Fair Market Value
CANADIAN IMPERIAL BANK OF COMMERCE	51,085	51,085
CANON INC	77,510	77,510
CANSURROUND STOCK	200,000	200,000
CARLSBERG AS	43,642	43,642
CARNIVAL PLC	18,831	18,831
CARREFOUR SA	4,642	4,642
CASEYS GENERAL STORES INC	44,835	44,835
CBOE GLOBAL MARKETS INC	4,680	4,680
CBRE GROUP INC	26,784	26,784
CDW CORP	48,280	48,280
CEMIG SA	14,568	14,568
CENTRAL JAPAN RAILWAY CO	40,480	40,480
CERNER CORP	16,366	16,366
CGI INC	103,047	103,047
CH ROBINSON WORLDWIDE INC	6,569	6,569
CHINA CONSTRUCTION BANK	186,788	186,788
CHINA LIFE INS CO	16,306	16,306
CHINA MERCHANTS BANK	18,831	18,831
CHINA MOBILE LTD	5,876	5,876
CHINA TELECOM CORP LTD	75,789	75,789
CHINA UNICOM HONG KONG LTD	4,764	4,764
CHIPOTLE MEXICAN GRILL INC	19,254	19,254
CHUBB LTD	21,481	21,481
CHUNGHWA TELECOM CO LTD	88,339	88,339
CIA CERVECERIAS UNIDAS SA	37,446	37,446
CIA PARANAENSE DE ENERGIA	84,955	84,955
CIA SANEAMENTO BASICO DE SAO PAULO	15,426	15,426
CIELO SA	722	722
CIRRUS LOGIC INC	8,735	8,735
CISCO SYSTEMS INC	132,609	132,609

Investments Corporation Stock Schedule

Name of Stock	End of Year Book Value	End of Year Fair Market Value
CME GROUP INC	76,675	76,675
CNH INDUSTRIAL NV	9,570	9,570
CO DE MINAS BUENAVENTURA SA	1,767	1,767
COCA COLA CO	107,822	107,822
COGNIZANT TECHNOLOGY SOLUTIONS CORP	6,636	6,636
COLOPLAST AS	131,086	131,086
COMCAST CORP	115,438	115,438
COMMONWEALTH BANK OF AUSTRALIA	29,561	29,561
COMPAGNIE DE SAINT-GOBAIN	10,172	10,172
COMPASS GROUP PLC	50,677	50,677
CONSTELLATION BRANDS INC	7,590	7,590
COOPER COMPANIES INC	5,141	5,141
COPART INC	29,556	29,556
CORE LABORATORIES NV	4,784	4,784
COSTAR GROUP INC	9,573	9,573
COSTCO WHOLESALE CORP	77,889	77,889
COUPA SOFTWARE INC	3,510	3,510
CRACKER BARREL OLD COUNTRY STORE	11,531	11,531
CREDICORP LTD	17,050	17,050
CREDIT SUSSIE GROUP	12,737	12,737
CRH PLC	13,793	13,793
CROWN CASTLE INTERNATIONAL CORP	14,784	14,784
CSL LTD	99,001	99,001
CUBESMART	29,685	29,685
CVS HEALTH CORP	45,985	45,985
D R HORTON INC	4,220	4,220
DAI NIPPON PRINT	19,006	19,006
DAIMLER AG	56,496	56,496
DAITO TR CONS	4,066	4,066
DAIWA HOUSE IND CO LTD	32,973	32,973

Investments Corporation Stock Schedule

Name of Stock	End of Year Book Value	End of Year Fair Market Value
DANAHER CORP	99,302	99,302
DASSAULT SYSTEMS	14,148	14,148
DBS GROUP HOLDINGS LTD	31,867	31,867
DECKERS OUTDOOR CORP	19,757	19,757
DEERE & CO	9,876	9,876
DEUTSCHE BANK AG	2,054	2,054
DEUTSCHE BOERSE AG	10,439	10,439
DEUTSCHE POST AG	24,583	24,583
DEUTSCHE TELEKOM AG	53,350	53,350
DIAGEO PLC	70,905	70,905
DIAMOND OFFSHORE DRILLING INC	5,630	5,630
DICKS SPORTING GOODS INC	7,226	7,226
DISCOVERY COMMUNICATNS	823	823
DNB ASA	47,447	47,447
DOLLAR GENERAL CORP	58,024	58,024
DOLLAR TREE INC	3,198	3,198
DXC TECHNOLOGY CO	9,097	9,097
DYCOM INDUSTRIES INC	1,462	1,462
EAST JAPAN RAILWAY	74,650	74,650
EBAY INC	5,958	5,958
EDWARDS LIFESCIENCES CORP	43,625	43,625
ELECTROLUX AB	9,400	9,400
EMBOTELLADORA ANDINA SA	4,008	4,008
ENERGIZER HOLDINGS INC	10,446	10,446
EQUIFAX INC	7,006	7,006
EQUITY COMMONWEALTH	65,168	65,168
EQUITY RESIDENTIAL SHARES	3,722	3,722
ERIE INDEMNITY CO	166	166
ESSEX PROPERTY TRUST INC	7,522	7,522
ESSILOR INTERNATIONAL	36,457	36,457

Investments Corporation Stock Schedule

Name of Stock	End of Year Book Value	End of Year Fair Market Value
EXPEDITORS INTERNATIONAL WASH INC	11,781	11,781
EXPERIAN PLC	127,470	127,470
EXTRA SPACE STORAGE INC	38,129	38,129
FACEBOOK INC	164,405	164,405
FAIR ISAAC & CO INC	15,362	15,362
FANUC CORPORATION	6,447	6,447
FAST RETAILING CO LTD	26,250	26,250
FEDEX CORP	9,073	9,073
FERGUSON NEWCO PLC	9	9
FERRARI NV	7,284	7,284
FIAT CHRYSLER AUTOMOBILES NV	60,156	60,156
FIDELITY NATIONAL INFORMATION SVCS INC	53,411	53,411
FISERV INC	29,370	29,370
FLOWERS FOODS INC	82,177	82,177
FLUOR CORP	4,739	4,739
FNF GROUP	69,159	69,159
FOMENTO ECONOMICO MEXICANO SA	8,884	8,884
FOOT LOCKER INC	1,365	1,365
FORTESCUE METALS	42,760	42,760
FORTIVE CORP	10,083	10,083
FRONTIER COMMUNICATIONS CORP	36	36
FTI CONSULTING INC	29,657	29,657
FUJIFILM HOLDINGS CORP	55,700	55,700
FUJITSU LTD	32,711	32,711
GARTNER INC	4,777	4,777
GEA GROUP AG	16,627	16,627
GEELY AUTOMOBILE	7,416	7,416
GENERAL ELECTRIC CO	28,380	28,380
GILEAD SCIENCES INC	28,526	28,526
GOLD FIELDS LTD	29,251	29,251

**Investments Corporation Stock Schedule**

<b>Name of Stock</b>	<b>End of Year Book Value</b>	<b>End of Year Fair Market Value</b>
GOLDMAN SACHS GROUP INC	35,869	35,869
GRUPO AEROPORTUARIO DEL PACIFICO	34,871	34,871
GRUPO AEROPORTUARIO SURESTE	6,559	6,559
GRUPO AVAL ACCIONES Y VALORE	82,517	82,517
GRUPO FINANCIERO BANORTE	5,214	5,214
HAEMONETICS CORP	7,354	7,354
HANG LUNG PROPERTIES	10,572	10,572
HANOVER INSURANCE GROUP INC	59,998	59,998
HARTFORD FINANCIAL SERVCS GROUP INC	38,832	38,832
HASBRO INC	5,069	5,069
HCA HEALTHCARE INC	37,692	37,692
HD SUPPLY HOLDINGS INC	5,349	5,349
HEALTHPEAK PROPERTIES INC	8,342	8,342
HEINEKEN NV	17,525	17,525
HELMERICH & PAYNE INC	44,431	44,431
HENNES & MAURITZ AB	6,216	6,216
HENRY SCHEIN INC	1,601	1,601
HERBALIFE NUTRITION LTD	11,631	11,631
HEWLETT PACKARD ENTERPRISE	39,428	39,428
HEXAGON AB	10,698	10,698
HEXCEL CORP	10,777	10,777
HITACHI LTD	76,493	76,493
HOLOGIC INC	6,056	6,056
HOME DEPOT INC	124,477	124,477
HONDA MOTOR CO LTD	78,193	78,193
HONG KONG EXCHANGES	10,426	10,426
HOST HOTELS & RESORTS INC	8,923	8,923
HOYA CORP	53,020	53,020
HUMANA INC	10,996	10,996
IBM CORP	35,386	35,386

Investments Corporation Stock Schedule

Name of Stock	End of Year Book Value	End of Year Fair Market Value
ICICI BANK LTD	76,914	76,914
IDEXX LABORATORIES INC	39,169	39,169
IHS MARKIT LTD	47,998	47,998
INCYTE CORP	1,659	1,659
INDITEX	15,444	15,444
INDUSTRIAL COMMERCIAL BANK OF CHINA	175,976	175,976
INFORMA PLC	13,617	13,617
INFOSYS LIMITED	118,700	118,700
ING GROEP NV	6,447	6,447
INGERSOLL-RAND CO PLC	14,090	14,090
INSPERITY INC	3,356	3,356
INTEL CORP	134,243	134,243
INTERCONTINENTAL EXCHANGE INC	10,828	10,828
INTERPUBLIC GROUP COMPANIES INC	1,086	1,086
INTUIT INC	73,603	73,603
INTUITIVE SURGICAL INC	9,458	9,458
IQVIA HOLDINGS INC	21,786	21,786
IRON MOUNTAIN INC	4,972	4,972
ITAU UNIBANCO HOLDING SA	9,425	9,425
ITT INC	3,400	3,400
ITV PLC	1,540	1,540
J SAINSBURY PLC	16,226	16,226
JABIL INC	11,035	11,035
JACK HENRY & ASSOCIATES INC	3,059	3,059
JACOBS ENGINEERING INC	45,633	45,633
JANUS HENDERSON GROUP PLC	8,069	8,069
JD.COM INC	8,843	8,843
JONES LANG LASALLE INC	46,134	46,134
JOYY INC	1,478	1,478
KASIKORNBANK PCL	31,980	31,980

Investments Corporation Stock Schedule

Name of Stock	End of Year Book Value	End of Year Fair Market Value
KB FINL GROUP INC	27,387	27,387
KBR INC	18,423	18,423
KDDI CORP	25,403	25,403
KELLOGG CO	11,135	11,135
KEURIG DR PEPPER INC	37,809	37,809
KEYSIGHT TECHNOLOGIES INC	33,457	33,457
KINGFISHER PLC	22,301	22,301
KINROSS GOLD CORP	19,837	19,837
KOHL'S CORPORATION	8,662	8,662
KOMATSU LTD	20,073	20,073
KONE OYJ	49,003	49,003
KONINKLIJKE AHOLD NV	133,357	133,357
KONTOOR BRANDS INC	672	672
KROGER CO	21,829	21,829
KUBOTA CORP	6,715	6,715
L3 HARRIS TECHNOLOGIES INC	13,653	13,653
LAM RESEARCH CORPORATION	19,006	19,006
LEGG MASON INC	29,841	29,841
LEGRAND SA	52,861	52,861
LENNAR CORP	4,742	4,742
LENNOX INTERNATIONAL INC	46,110	46,110
LG DISPLAY CO	3,879	3,879
LIFE STORAGE INC	27,503	27,503
LOCALIZA RENT A CAR	4,623	4,623
LOEWS CORP	13,332	13,332
LONDON STOCK EXCHANGE	35,370	35,370
LPL FINANCIAL HOLDINGS INC	13,653	13,653
LULULEMON ATHLETICA INC	63,246	63,246
MACERICH COMPANY	4,603	4,603
MACY'S INC	12,665	12,665

Investments Corporation Stock Schedule

Name of Stock	End of Year Book Value	End of Year Fair Market Value
MAGNA INTERNATIONAL INC	27,639	27,639
MAKITA CORP	5,917	5,917
MANHATTAN ASSOCIATES INC	11,006	11,006
MANPOWERGROUP INC	33,791	33,791
MARKETAXESS HOLDINGS INC	50,043	50,043
MARKS & SPENCER GROUP PLC	8,085	8,085
MARSH & MCLENNAN COS INC	17,380	17,380
MASTEC INC	13,602	13,602
MASTERCARD INC	229,317	229,317
MATTEL INC	894	894
MAXIMUS INC	7,365	7,365
MCCORMICK & CO INC	28,515	28,515
MCDERMOTT INTERNATIONAL INC	4,481	4,481
MCDONALDS CORP	94,853	94,853
MCKESSON CORP	4,703	4,703
MEDICAL PROPERTIES TRUST INC	40,700	40,700
MEDTRONIC PLC	138,863	138,863
METLIFE INC	19,063	19,063
METTLER-TOLEDO INTERNATIONAL INC	29,352	29,352
MICHELIN CGDE	29,579	29,579
MICRON TECHNOLOGY INC	25,814	25,814
MICROSOFT CORP	492,971	492,971
MIDDLEBY CORP	1,205	1,205
MILLER HERMAN INC	41,234	41,234
MITSUBISHI ELEC CORP	75,644	75,644
MITSUBISHI ESTATE CO LTD	11,354	11,354
MITSUBISHI UFJ FINL GROUP	6,212	6,212
MIZUHO FINL GROUP INC	5,448	5,448
MOLSON COORS BREWING CO	3,935	3,935
MOMO INC	7,303	7,303



Investments Corporation Stock Schedule

Name of Stock	End of Year Book Value	End of Year Fair Market Value
MONDELEZ INTERNATIONAL INC	23,905	23,905
MOODYS CORP	5,698	5,698
MORGAN STANLEY	31,337	31,337
MORNINGSTAR INC	15,888	15,888
MOTOROLA SOLUTIONS INC	71,224	71,224
MOWI ASA	33,955	33,955
MS&AD INSURANCE GROUP	8,735	8,735
MUENCHENER RUECK	103,029	103,029
MURATA MANUFACTURING CO LTD	6,373	6,373
NASDAQ INC	4,927	4,927
NASPERS	13,350	13,350
NATIONAL AUSTRALIA BANK LTD	18,091	18,091
NATIONAL GRID PLC	14,351	14,351
NATIONAL OILWELL VARCO INC	16,859	16,859
NAVIENT CORP	31,095	31,095
NEDBANK GROUP LTD	29,537	29,537
NETAPP INC	6,536	6,536
NETEASE INC	6,133	6,133
NETFLIX INC	21,679	21,679
NEW JERSEY RESOURCES	5,883	5,883
NEW ORIENTAL ED & TECH GROUP	30,434	30,434
NEWS CORP NEW	3,111	3,111
NICE LTD	28,858	28,858
NIDEC CORP	14,366	14,366
NIELSEN HOLDINGS PLC	2,801	2,801
NIKE INC	99,790	99,790
NINTENDO COMPANY LTD	8,782	8,782
NIPPON TELEGRAPH & TELEPHONE CORP	161,802	161,802
NISSAN MOTOR CO LTD	8,061	8,061
NN GROUP NV	117,545	117,545

Investments Corporation Stock Schedule

Name of Stock	End of Year Book Value	End of Year Fair Market Value
NOAH HOLDINGS LTD	16,093	16,093
NOBLE CORP PLC	1,002	1,002
NOMURA HOLDINGS INC	11,414	11,414
NORSK HYDRO AS	8,314	8,314
NTT DOCOMO INC	156,818	156,818
NVIDIA CORP	34,119	34,119
NVR INC	22,850	22,850
OCEANEERING INTERNATIONAL INC	25,497	25,497
OFFICE DEPOT INC	11,338	11,338
OIL STATES INTERNATIONAL INC	3,180	3,180
OLD DOMINION FGHT LINE INC	26,949	26,949
OMNICOM GROUP INC	11,424	11,424
OMRON CORP	31,790	31,790
OPEN TEXT CORP	53,854	53,854
OPKO HEALTH INC	1,003	1,003
ORACLE CORP	39,523	39,523
ORANGE	54,815	54,815
OREILLY AUTOMOTIVE INC	25,419	25,419
ORIX CORP	163,233	163,233
OUTFRONT MEDIA INC	10,782	10,782
OVERSEA-CHINESE BANK	10,303	10,303
PANASONIC CORP	19,507	19,507
PANDORA AS	2,345	2,345
PATTERSON COS INC	2,273	2,273
PAYCHEX INC	6,635	6,635
PAYPAL HOLDINGS INC	19,146	19,146
PEARSON PLC	14,896	14,896
PEPSICO INC	174,391	174,391
PERKINELMER INC	16,313	16,313
PERNOD-RICARD SA	40,253	40,253

## Investments Corporation Stock Schedule

Name of Stock	End of Year Book Value	End of Year Fair Market Value
PERSIMMON PLC	6,819	6,819
PING AN INSURANCE GROUP CO	25,252	25,252
PITNEY-BOWES INC	713	713
PLDT INC	53,094	53,094
PNC FINANCIAL SERVICES GROUP	15,484	15,484
PORSCHE AUTOMOBIL	53,801	53,801
PRA HEALTH SCIENCES INC	14,116	14,116
PRINCIPAL FINANCIAL GROUP INC	5,115	5,115
PROLOGIS INC	43,144	43,144
PROSIEBENSAT.1 MEDIA SE	344	344
PRUDENTIAL FINANCIAL INC	187	187
PRUDENTIAL PLC	7,542	7,542
PT BANK MANDIRI	10,989	10,989
PUBLIC STORAGE INC	81,138	81,138
PUBLICIS GROUPE SA	8,241	8,241
PULTE GROUP INC	14,395	14,395
QBE INSURANCE GROUP LTD	21,989	21,989
QIAGEN NV	27,581	27,581
QUALCOMM INC	50,821	50,821
QUEST DIAGNOSTICS INC	5,126	5,126
RALPH LAUREN CORP	1,876	1,876
REALOGY HLDGS CORP	2,401	2,401
REALTY INCOME CORPORATION	23,782	23,782
REGENERON	6,008	6,008
RELIANCE STEEL & ALUMINUM CO	97,844	97,844
RELX PLC	62,518	62,518
RENAISSANCERE HOLDINGS LTD	22,346	22,346
RENAULT SA	26,659	26,659
RESMED INC	67,877	67,877
RESTAURANT BRANDS INTERNATIONAL	44,958	44,958

## Investments Corporation Stock Schedule

Name of Stock	End of Year Book Value	End of Year Fair Market Value
RITE AID CORP	232	232
ROBERT HALF INTERNATIONAL INC	12,125	12,125
ROCKWELL AUTOMATION INC	9,728	9,728
ROPER TECHNOLOGIES INC	10,981	10,981
ROSS STORES INC	2,561	2,561
ROYAL BANK OF CANADA	55,440	55,440
ROYAL MAIL PLC	31,287	31,287
RPC INC	1,750	1,750
RYDER SYSTEM INC	4,942	4,942
S P GLOBAL INC	66,351	66,351
SALESFORCE COM INC	20,655	20,655
SALLY BEAUTY CO INC	15,859	15,859
SAMPO OYJ	14,401	14,401
SANDVIK AB	60,511	60,511
SANLAM LTD	9,262	9,262
SAP SE	24,654	24,654
SBA COMMUNICATIONS CORP	20,725	20,725
SCHNEIDER ELECTRIC SE	146,370	146,370
SEAGATE TECHNOLOGY	37,485	37,485
SEATTLE GENETICS INC	6,856	6,856
SECOM LTD	11,669	11,669
SEKISUI HOUSE LTD	55,657	55,657
SEMPRA ENERGY	7,423	7,423
SENSATA TECHNOLOGIES HOLDING	5,225	5,225
SEVEN & I HOLDINGS	6,227	6,227
SHAW COMMUNICATIONS INC	17,713	17,713
SHINHAN FINANCIAL GROUP CO	55,735	55,735
SIEMENS AG	22,999	22,999
SIMON PROPERTY GROUP INC	7,746	7,746
SINGAPORE TELECOMMUNICATIONS LTD	36,286	36,286

Investments Corporation Stock Schedule

Name of Stock	End of Year Book Value	End of Year Fair Market Value
SK TELECOM CO LTD	77,789	77,789
SKECHERS USA INC	7,040	7,040
SKF AB	7,261	7,261
SMC CORP	6,879	6,879
SMITH & NEPHEW PLC	99,985	99,985
SMITHS GROUP PLC	6,924	6,924
SNAP ON INC	508	508
SOCIETE GENERALE	105,035	105,035
SODEXO	10,573	10,573
SOFTBANK GROUP	9,650	9,650
SONIC HEALTHCARE LTD	63,654	63,654
SONY CORP	39,848	39,848
SOUTHWEST GAS HOLDINGS INC	15,954	15,954
SPARK NEW ZEALAND	47,670	47,670
SPIRE INC	12,413	12,413
SPIRIT AEROSYSTEMS HOLDINGS INC	11,224	11,224
SQUARE INC	1,752	1,752
STANDARD BANK GROUP	7,912	7,912
STANLEY BLACK & DECKER INC	4,309	4,309
STARBUCKS CORP	128,540	128,540
STARWOOD PROPERTY TRUST INC	59,217	59,217
STATE STREET CORP	6,486	6,486
STMICROELECTRONICS NV	42,867	42,867
STRYKER CORP	16,585	16,585
SUBARU CORP	1,704	1,704
SUMITOMO MITSUI FINANCIAL GROUP	158,574	158,574
SUMITOMO MITSUI TRUST	28,335	28,335
SUN COMMUNITIES INC	5,404	5,404
SUN HUNG KAI PROPERTIES LTD	20,404	20,404
SUN LIFE FINANCIAL INC	51,357	51,357

Investments Corporation Stock Schedule

Name of Stock	End of Year Book Value	End of Year Fair Market Value
SUNTORY BEVERAGE & FOOD	32,846	32,846
SUZANO PAPEL E CELULO	5,707	5,707
SWEDBANK AB	7,261	7,261
SWISS RE LTD	41,505	41,505
SWISSCOM AG	134,252	134,252
SYNEOS HEALTH INC	6,959	6,959
SYNOPSYS INC	9,605	9,605
SYSCO CORP	114,025	114,025
TAIWAN SEMICONDUCTOR MANUFACTURING CO LTD	113,760	113,760
TAL EDUCATION GROUP	6,555	6,555
TARGET CORP	58,335	58,335
TATA MOTORS LTD	11,624	11,624
TECH DATA CORP	15,222	15,222
TECHNIPFMC LTD	17,195	17,195
TECHTRONIC INDUSTRIES	22,807	22,807
TEGNA INC	7,945	7,945
TELEF BRASIL	63,567	63,567
TELEFONICA SA	7,681	7,681
TELEKOMUNIK INDONESIA	33,773	33,773
TELENOR ASA	4,584	4,584
TELEPHONE AND DATA SYSTEMS INC	1,170	1,170
TELSTRA CORP	65,248	65,248
TENCENT HOLDINGS LTD	37,160	37,160
TERADYNE INC	20,798	20,798
TESLA INC	6,693	6,693
TEXAS INSTRUMENTS INC	59,783	59,783
TFS FINANCIAL CORP	4,684	4,684
THE GAP INC	955	955
THE HERSHEY CO	201,215	201,215
THE HOWARD HUGHES CORP	6,340	6,340

Investments Corporation Stock Schedule

Name of Stock	End of Year Book Value	End of Year Fair Market Value
THE WALT DISNEY COMPANY	85,766	85,766
THERMO FISHER SCIENTIFIC INC	117,278	117,278
TIM PARTICIPACOES SA	29,449	29,449
TJX COMPANIES INC	47,993	47,993
TOKIO MARINE HOLDINGS INC	13,601	13,601
TOKYO ELECTRON LTD	6,556	6,556
TOOTSIE ROLL INDUSTRIES INC	8,535	8,535
TORONTO DOMINION BANK	37,270	37,270
TOYOTA MOTOR CORP	61,697	61,697
TRANSOCEAN LTD	31,917	31,917
TRANSUNION	7,619	7,619
TRAVELERS COS INC	9,313	9,313
TREND MICRO INC	2,164	2,164
TRIP COM GRP LTD	5,165	5,165
TURKIYE GARANTI BANKASI AS	5,671	5,671
TURQUOISE HILL RESOURCES LTD	3,442	3,442
UBS GROUP AG	40,432	40,432
UDR INC	3,876	3,876
ULTA BEAUTY INC	4,303	4,303
UNION PACIFIC CORP	6,870	6,870
UNITED MICROELECTRON CORP	49,470	49,470
UNITED PARCEL SERVICE INC	38,630	38,630
UNITED RENTALS INC	40,192	40,192
UNITED UTILITIES GROUP PLC	10,581	10,581
UNITEDHEALTH GROUP INC	184,913	184,913
UNIVERSAL HEALTH SERVICES INC	22,810	22,810
US FOODS HOLDING CORP	6,535	6,535
VALARIS PLC	2,880	2,880
VALEO SA	4,103	4,103
VENTAS INCORPORATED	1,790	1,790

Investments Corporation Stock Schedule

Name of Stock	End of Year Book Value	End of Year Fair Market Value
VEREIT INC	31,721	31,721
VERISIGN INC	25,626	25,626
VERISK ANALYTICS INC	15,531	15,531
VERIZON COMMUNICATIONS INC	190,156	190,156
VERTEX PHARMACEUTICALS INC	12,699	12,699
VESTAS WIND SYSTEMS	13,030	13,030
VF CORP	11,361	11,361
VIACOMCBS INC	4,952	4,952
VINCI SA	25,088	25,088
VIPSHOP HOLDINGS LTD	30,494	30,494
VISA INC	183,767	183,767
VIVENDI SA	15,720	15,720
VMWARE INC	3,947	3,947
VOLKSWAGEN AG	93,364	93,364
VOYA FINANCIAL INC	18,965	18,965
W P CAREY INC	14,087	14,087
WABTEC CORP	4,746	4,746
WAL-MART DE MEXICO SA	11,636	11,636
WALMART INC	127,515	127,515
WATSCO INC	2,342	2,342
WELLTOWER INC	74,665	74,665
WERNER ENTERPRISES INC	59,170	59,170
WESTERN DIGITAL CORP	4,379	4,379
WESTERN UNION CO	81,385	81,385
WESTPAC BANKING CORP	17,167	17,167
WHEATON PRECIOUS METALS CORP	124,177	124,177
WHEELOCK & CO LTD	109,657	109,657
WHITE MOUNTAINS INSURANCE GROUP LTD	71,393	71,393
WIPRO LTD	95,227	95,227
WOLTERS KLUWER NV	96,979	96,979



## Investments Corporation Stock Schedule

Name of Stock	End of Year Book Value	End of Year Fair Market Value
WOORI FINANCIAL	65,785	65,785
WPP PLC	18,275	18,275
WW GRAINGER INC	23,357	23,357
XEROX HOLDINGS CORP	24,777	24,777
XILINX INC	4,595	4,595
YAMANA GOLD INC	328	328
YUM CHINA HOLDINGS INC	26,022	26,022
YUM! BRANDS INC	8,159	8,159
Z HLDGS CORP	6,324	6,324
ZURICH INSURANCE GROUP AG	288,203	288,203

**TY 2019 Investments Government Obligations Schedule****Name:** THE LEWIS FOUNDATION**EIN:** 41-2063101**US Government Securities - End  
of Year Book Value:**

3,874,730

**US Government Securities - End  
of Year Fair Market Value:**

3,874,730

**State & Local Government  
Securities - End of Year Book  
Value:**

0

**State & Local Government  
Securities - End of Year Fair  
Market Value:**

0

**TY 2019 Investments - Other Schedule****Name:** THE LEWIS FOUNDATION**EIN:** 41-2063101**Investments Other Schedule 2**

<b>Category/ Item</b>	<b>Listed at Cost or FMV</b>	<b>Book Value</b>	<b>End of Year Fair Market Value</b>
ACCRUED INTEREST	AT COST	35,188	35,188
SAFERKID INC CONVERTIBLE NOTE	FMV	100,000	100,000
SRA PRIVATE EQUITY PORTFOLIO III (E&F) LP	FMV	1,963,263	1,963,263
SRA PRIVATE EQUITY PORTFOLIO IV (E&F) LP	FMV	93,747	93,747
SUMMIT ROCK DIVERSIFIED STRATEGIES	FMV	7,031,760	7,031,760
SUMMIT ROCK HEDGED EQUITY	FMV	7,256,976	7,256,976
SUMMIT ROCK SELECT EQUITY	FMV	16,965,358	16,965,358
SUMMIT ROCK STRATEGIC FIXED INCOME	FMV	6,959,048	6,959,048

**TY 2019 Other Assets Schedule****Name:** THE LEWIS FOUNDATION**EIN:** 41-2063101**Other Assets Schedule**

Description	Beginning of Year - Book Value	End of Year - Book Value	End of Year - Fair Market Value
PROGRAM-RELATED INVESTMENTS	375,260	454,140	454,140
CANSURROUND SAFE		49,086	49,086

**TY 2019 Other Expenses Schedule****Name:** THE LEWIS FOUNDATION**EIN:** 41-2063101**Other Expenses Schedule**

Description	Revenue and Expenses per Books	Net Investment Income	Adjusted Net Income	Disbursements for Charitable Purposes
ALTERNATIVE INVESTMENTS	0	138,191		0
OTHER INVESTMENT EXPENSE	20,479	20,479		0
PRI FILM MANAGEMENT FEE	35,000	35,000		0

## TY 2019 Other Income Schedule

**Name:** THE LEWIS FOUNDATION

**EIN:** 41-2063101

### Other Income Schedule

Description	Revenue And Expenses Per Books	Net Investment Income	Adjusted Net Income
ALTERNATIVE INVESTMENTS	0	8,196	0

**TY 2019 Other Increases Schedule**

**Name:** THE LEWIS FOUNDATION  
**EIN:** 41-2063101

Description	Amount
UNREALIZED GAIN ON INVESTMENTS	9,527,741

**TY 2019 Other Professional Fees Schedule****Name:** THE LEWIS FOUNDATION**EIN:** 41-2063101

<b>Category</b>	<b>Amount</b>	<b>Net Investment Income</b>	<b>Adjusted Net Income</b>	<b>Disbursements for Charitable Purposes</b>
INVESTMENT MANAGEMENT FEES	209,797	209,797		0



**TY 2019 Taxes Schedule****Name:** THE LEWIS FOUNDATION**EIN:** 41-2063101

Category	Amount	Net Investment Income	Adjusted Net Income	Disbursements for Charitable Purposes
EXCISE TAX	75,000	0		0
FOREIGN TAX	53,333	53,335		0

efile GRAPHIC print - DO NOT PROCESS		As Filed Data -		DLN: 93491321024750	
<b>Schedule B</b> (Form 990, 990-EZ, or 990-PF) Department of the Treasury Internal Revenue Service		<b>Schedule of Contributors</b>  ▶ Attach to Form 990, 990-EZ, or 990-PF. ▶ Go to <a href="http://www.irs.gov/Form990">www.irs.gov/Form990</a> for the latest information.			OMB No. 1545-0047  <b>2019</b>
Name of the organization THE LEWIS FOUNDATION				Employer identification number 41-2063101	

Organization type (check one):

<b>Filers of:</b>	<b>Section:</b>
Form 990 or 990-EZ	<input type="checkbox"/> 501(c)( ) (enter number) organization
	<input type="checkbox"/> 4947(a)(1) nonexempt charitable trust <b>not</b> treated as a private foundation
	<input type="checkbox"/> 527 political organization
Form 990-PF	<input checked="" type="checkbox"/> 501(c)(3) exempt private foundation
	<input type="checkbox"/> 4947(a)(1) nonexempt charitable trust treated as a private foundation
	<input type="checkbox"/> 501(c)(3) taxable private foundation

Check if your organization is covered by the **General Rule** or a **Special Rule**.  
**Note:** Only a section 501(c)(7), (8), or (10) organization can check boxes for both the General Rule and a Special Rule. See instructions.

**General Rule**

- ☒ For an organization filing Form 990, 990-EZ, or 990-PF that received, during the year, contributions totaling \$5,000 or more (in money or other property) from any one contributor. Complete Parts I and II. See instructions for determining a contributor's total contributions.

**Special Rules**

- ☐ For an organization described in section 501(c)(3) filing Form 990 or 990-EZ that met the 33<sup>1</sup>/<sub>3</sub>% support test of the regulations under sections 509(a)(1) and 170(b)(1)(A)(vi), that checked Schedule A (Form 990 or 990-EZ), Part II, line 13, 16a, or 16b, and that received from any one contributor, during the year, total contributions of the greater of **(1)** \$5,000 or **(2)** 2% of the amount on (i) Form 990, Part VIII, line 1h, or (ii) Form 990-EZ, line 1. Complete Parts I and II.
- ☐ For an organization described in section 501(c)(7), (8), or (10) filing Form 990 or 990-EZ that received from any one contributor, during the year, total contributions of more than \$1,000 *exclusively* for religious, charitable, scientific, literary, or educational purposes, or for the prevention of cruelty to children or animals. Complete Parts I, II, and III.
- ☐ For an organization described in section 501(c)(7), (8), or (10) filing Form 990 or 990-EZ that received from any one contributor, during the year, contributions *exclusively* for religious, charitable, etc., purposes, but no such contributions totaled more than \$1,000. If this box is checked, enter here the total contributions that were received during the year for an *exclusively* religious, charitable, etc., purpose. Don't complete any of the parts unless the **General Rule** applies to this organization because it received *nonexclusively* religious, charitable, etc., contributions totaling \$5,000 or more during the year . . . . . ▶ \$ \_\_\_\_\_

**Caution:** An organization that isn't covered by the General Rule and/or the Special Rules doesn't file Schedule B (Form 990, 990-EZ, or 990-PF), but it **must** answer "No" on Part IV, line 2, of its Form 990; or check the box on line H of its Form 990-EZ or on its Form 990PF, Part I, line 2, to certify that it doesn't meet the filing requirements of Schedule B (Form 990, 990-EZ, or 990-PF).

Name of organization  
THE LEWIS FOUNDATION

Employer identification number  
41-2063101

**Part I**

**Contributors** (see instructions). Use duplicate copies of Part I if additional space is needed.

(a) No.	(b) Name, address, and ZIP + 4	(c) Total contributions	(d) Type of contribution
1	ADAM J LEWIS 201 WEST HALLAM STREET ASPEN, CO 81611	\$ 5,048,910	<input checked="" type="checkbox"/> Person <input type="checkbox"/> Payroll <input checked="" type="checkbox"/> Noncash (Complete Part II for noncash contributions.)
2	ADAM J LEWIS CHARITABLE LEAD TRUST 201 WEST HALLAM STREET ASPEN, CO 81611	\$ 4,226,856	<input checked="" type="checkbox"/> Person <input type="checkbox"/> Payroll <input type="checkbox"/> Noncash (Complete Part II for noncash contributions.)
.		\$	<input type="checkbox"/> Person <input type="checkbox"/> Payroll <input type="checkbox"/> Noncash (Complete Part II for noncash contributions.)
.		\$	<input type="checkbox"/> Person <input type="checkbox"/> Payroll <input type="checkbox"/> Noncash (Complete Part II for noncash contributions.)
.		\$	<input type="checkbox"/> Person <input type="checkbox"/> Payroll <input type="checkbox"/> Noncash (Complete Part II for noncash contributions.)
.		\$	<input type="checkbox"/> Person <input type="checkbox"/> Payroll <input type="checkbox"/> Noncash (Complete Part II for noncash contributions.)
.		\$	<input type="checkbox"/> Person <input type="checkbox"/> Payroll <input type="checkbox"/> Noncash (Complete Part II for noncash contributions.)

Name of organization THE LEWIS FOUNDATION	Employer identification number 41-2063101
--	--

Part II Noncash Property			
(a) No. from Part I	(b) Description of noncash property given (see instructions). Use duplicate copies of Part II if additional space is needed.	(c) FMV (or estimate) (See instructions)	(d) Date received
1	PUBLICLY TRADED SECURITIES	\$ 5,048,523	2019-04-23
(a) No. from Part I	(b) Description of noncash property given	(c) FMV (or estimate) (See instructions)	(d) Date received
-		\$	
(a) No. from Part I	(b) Description of noncash property given	(c) FMV (or estimate) (See instructions)	(d) Date received
-		\$	
(a) No. from Part I	(b) Description of noncash property given	(c) FMV (or estimate) (See instructions)	(d) Date received
-		\$	
(a) No. from Part I	(b) Description of noncash property given	(c) FMV (or estimate) (See instructions)	(d) Date received
-		\$	
(a) No. from Part I	(b) Description of noncash property given	(c) FMV (or estimate) (See instructions)	(d) Date received
-		\$	
(a) No. from Part I	(b) Description of noncash property given	(c) FMV (or estimate) (See instructions)	(d) Date received
-		\$	

Name of organization THE LEWIS FOUNDATION	Employer identification number 41-2063101
--	--

Part III

**Exclusively religious, charitable, etc., contributions to organizations described in section 501(c)(7), (8), or (10) that total more than \$1,000 for the year from any one contributor. Complete columns (a) through (e) and the following line entry. For organizations completing Part III, enter the total of *exclusively* religious, charitable, etc., contributions of **\$1,000 or less** for the year. (Enter this information once. See instructions.) ► \$ \_\_\_\_\_**

Use duplicate copies of Part III if additional space is needed.

(a) No. from Part I	(b) Purpose of gift	(c) Use of gift	(d) Description of how gift is held
	<div></div> <div></div> <div></div>	<div></div> <div></div> <div></div>	<div></div> <div></div> <div></div>
	(e) Transfer of gift		
	Transferee's name, address, and ZIP 4		Relationship of transferor to transferee
	<div></div> <div></div> <div></div>	<div></div> <div></div> <div></div>	
(a) No. from Part I	(b) Purpose of gift	(c) Use of gift	(d) Description of how gift is held
	<div></div> <div></div> <div></div>	<div></div> <div></div> <div></div>	<div></div> <div></div> <div></div>
	(e) Transfer of gift		
	Transferee's name, address, and ZIP 4		Relationship of transferor to transferee
	<div></div> <div></div> <div></div>	<div></div> <div></div> <div></div>	
(a) No. from Part I	(b) Purpose of gift	(c) Use of gift	(d) Description of how gift is held
	<div></div> <div></div> <div></div>	<div></div> <div></div> <div></div>	<div></div> <div></div> <div></div>
	(e) Transfer of gift		
	Transferee's name, address, and ZIP 4		Relationship of transferor to transferee
	<div></div> <div></div> <div></div>	<div></div> <div></div> <div></div>	
(a) No. from Part I	(b) Purpose of gift	(c) Use of gift	(d) Description of how gift is held
	<div></div> <div></div> <div></div>	<div></div> <div></div> <div></div>	<div></div> <div></div> <div></div>
	(e) Transfer of gift		
	Transferee's name, address, and ZIP 4		Relationship of transferor to transferee
	<div></div> <div></div> <div></div>	<div></div> <div></div> <div></div>	
(a) No. from Part I	(b) Purpose of gift	(c) Use of gift	(d) Description of how gift is held
	<div></div> <div></div> <div></div>	<div></div> <div></div> <div></div>	<div></div> <div></div> <div></div>
	(e) Transfer of gift		
	Transferee's name, address, and ZIP 4		Relationship of transferor to transferee
	<div></div> <div></div> <div></div>	<div></div> <div></div> <div></div>	