






For calendar year 2019, or tax year beginning 01-01-2019, and ending 12-31-2019

| | | | |
|---|--|---|--|
| Name of foundation HOOVER FOUNDATION INCOME ACCOUNT | | A Employer identification number 34-6510994 | |
| Number and street (or P.O. box number if mail is not delivered to street address) PO BOX 1558 DEPT EA5W86 | | Room/suite | |
| City or town, state or province, country, and ZIP or foreign postal code COLUMBUS, OH 43216 | | B Telephone number (see instructions) (614) 331-9046 | |
| G Check all that apply: <input type="checkbox"/> Initial return <input type="checkbox"/> Final return <input type="checkbox"/> Address change <input type="checkbox"/> Initial return of a former public charity <input type="checkbox"/> Amended return <input type="checkbox"/> Name change | | C If exemption application is pending, check here <input type="checkbox"/> D 1. Foreign organizations, check here..... <input type="checkbox"/> 2. Foreign organizations meeting the 85% test, check here and attach computation ... <input type="checkbox"/> | |
| H Check type of organization: <input checked="" type="checkbox"/> Section 501(c)(3) exempt private foundation <input type="checkbox"/> Section 4947(a)(1) nonexempt charitable trust <input type="checkbox"/> Other taxable private foundation | | E If private foundation status was terminated under section 507(b)(1)(A), check here <input type="checkbox"/> | |
| I Fair market value of all assets at end of year (from Part II, col. (c), line 16) ▶ \$ 58,354,195 | | F If the foundation is in a 60-month termination under section 507(b)(1)(B), check here <input type="checkbox"/> | |
| J Accounting method: <input type="checkbox"/> Cash <input type="checkbox"/> Accrual <input type="checkbox"/> Other (specify) _____ (Part I, column (d) must be on cash basis.) | | | |

| Part I Analysis of Revenue and Expenses (The total of amounts in columns (b), (c), and (d) may not necessarily equal the amounts in column (a) (see instructions).) | | (a) Revenue and expenses per books | (b) Net investment income | (c) Adjusted net income | (d) Disbursements for charitable purposes (cash basis only) |
|---|---|---|---------------------------|-------------------------|---|
| Revenue | 1 Contributions, gifts, grants, etc., received (attach schedule) | | | | |
| | 2 Check <input checked="" type="checkbox"/> if the foundation is not required to attach Sch. B | | | | |
| | 3 Interest on savings and temporary cash investments | | | | |
| | 4 Dividends and interest from securities . . . | 1,155,283 | 1,143,880 | | |
| | 5a Gross rents | | | | |
| | b Net rental income or (loss) | | | | |
| | 6a Net gain or (loss) from sale of assets not on line 10 | 2,231,511 | | | |
| | b Gross sales price for all assets on line 6a 7,475,421 | | | | |
| | 7 Capital gain net income (from Part IV, line 2) . . . | | 2,231,511 | | |
| | 8 Net short-term capital gain | | | 0 | |
| | 9 Income modifications | | | | |
| | 10a Gross sales less returns and allowances | | | | |
| Operating and Administrative Expenses | b Less: Cost of goods sold | | | | |
| | c Gross profit or (loss) (attach schedule) | | | | |
| | 11 Other income (attach schedule) |  108,890 | 108,890 | | |
| | 12 Total. Add lines 1 through 11 | 3,495,684 | 3,484,281 | | |
| | 13 Compensation of officers, directors, trustees, etc. | 162,267 | 81,133 | | 81,133 |
| | 14 Other employee salaries and wages | | 0 | 0 | 0 |
| | 15 Pension plans, employee benefits | | 0 | 0 | |
| | 16a Legal fees (attach schedule) | | | | 0 |
| | b Accounting fees (attach schedule) |  1,200 | 600 | 0 | 600 |
| | c Other professional fees (attach schedule) |  84,824 | 84,824 | | 0 |
| | 17 Interest | | | | 0 |
| | 18 Taxes (attach schedule) (see instructions) |  59,979 | 8,619 | | 0 |
| | 19 Depreciation (attach schedule) and depletion | 0 | 0 | | |
| | 20 Occupancy | 4,080 | | | 4,080 |
| | 21 Travel, conferences, and meetings | | 0 | 0 | |
| | 22 Printing and publications | | 0 | 0 | |
| | 23 Other expenses (attach schedule) |  3,001 | 1,501 | | 1,501 |
| | 24 Total operating and administrative expenses. Add lines 13 through 23 | 315,351 | 176,677 | 0 | 87,314 |
| | 25 Contributions, gifts, grants paid | 2,907,850 | | | 2,907,850 |
| | 26 Total expenses and disbursements. Add lines 24 and 25 | 3,223,201 | 176,677 | 0 | 2,995,164 |
| | 27 Subtract line 26 from line 12: | | | | |
| | a Excess of revenue over expenses and disbursements | 272,483 | | | |
| | b Net investment income (if negative, enter -0-) | | 3,307,604 | | |
| c Adjusted net income (if negative, enter -0-) | | | | 0 | |

| Part II Balance Sheets | | Attached schedules and amounts in the description column should be for end-of-year amounts only. (See instructions.) | | |
|---|--|--|----------------|-----------------------|
| | | Beginning of year | End of year | |
| | | (a) Book Value | (b) Book Value | (c) Fair Market Value |
| Assets | 1 Cash—non-interest-bearing | | | |
| | 2 Savings and temporary cash investments | 788,149 | 2,203,527 | 2,203,527 |
| | 3 Accounts receivable ▶ _____ Less: allowance for doubtful accounts ▶ _____ | | 0 | 0 |
| | 4 Pledges receivable ▶ _____ Less: allowance for doubtful accounts ▶ _____ | | | |
| | 5 Grants receivable | | | |
| | 6 Receivables due from officers, directors, trustees, and other disqualified persons (attach schedule) (see instructions) | | | |
| | 7 Other notes and loans receivable (attach schedule) ▶ _____ Less: allowance for doubtful accounts ▶ _____ 0 | | | |
| | 8 Inventories for sale or use | | | |
| | 9 Prepaid expenses and deferred charges | | | |
| | 10a Investments—U.S. and state government obligations (attach schedule) | 2,200,120 | 2,804,235 | 2,846,427 |
| | b Investments—corporate stock (attach schedule) | 18,729,546 | 18,736,822 | 38,898,688 |
| | c Investments—corporate bonds (attach schedule) | 15,203,144 | 13,965,794 | 14,152,553 |
| | 11 Investments—land, buildings, and equipment: basis ▶ _____ Less: accumulated depreciation (attach schedule) ▶ _____ | | | |
| | 12 Investments—mortgage loans | | | |
| | 13 Investments—other (attach schedule) | 500,000 | 500,000 | 253,000 |
| | 14 Land, buildings, and equipment: basis ▶ _____ Less: accumulated depreciation (attach schedule) ▶ _____ | | | |
| 15 Other assets (describe ▶ _____) | | | | |
| 16 Total assets (to be completed by all filers—see the instructions. Also, see page 1, item I) | 37,420,959 | 38,210,378 | 58,354,195 | |
| Liabilities | 17 Accounts payable and accrued expenses | | | |
| | 18 Grants payable | | | |
| | 19 Deferred revenue | | | |
| | 20 Loans from officers, directors, trustees, and other disqualified persons | | | |
| | 21 Mortgages and other notes payable (attach schedule) | | | |
| | 22 Other liabilities (describe ▶ _____) | | | |
| | 23 Total liabilities (add lines 17 through 22) | | 0 | |
| Net Assets or Fund Balances | Foundations that follow FASB ASC 958, check here ▶ <input type="checkbox"/> and complete lines 24, 25, 29 and 30. | | | |
| | 24 Net assets without donor restrictions | | | |
| | 25 Net assets with donor restrictions | | | |
| | Foundations that do not follow FASB ASC 958, check here ▶ <input checked="" type="checkbox"/> and complete lines 26 through 30. | | | |
| | 26 Capital stock, trust principal, or current funds | 37,420,959 | 38,210,378 | |
| | 27 Paid-in or capital surplus, or land, bldg., and equipment fund | | | |
| | 28 Retained earnings, accumulated income, endowment, or other funds | | | |
| | 29 Total net assets or fund balances (see instructions) | 37,420,959 | 38,210,378 | |
| 30 Total liabilities and net assets/fund balances (see instructions) . | 37,420,959 | 38,210,378 | | |

Part III Analysis of Changes in Net Assets or Fund Balances

| | | |
|--|---|------------|
| 1 Total net assets or fund balances at beginning of year—Part II, column (a), line 29 (must agree with end-of-year figure reported on prior year's return) | 1 | 37,420,959 |
| 2 Enter amount from Part I, line 27a | 2 | 272,483 |
| 3 Other increases not included in line 2 (itemize) ▶ _____ | 3 | 878,890 |
| 4 Add lines 1, 2, and 3 | 4 | 38,572,332 |
| 5 Decreases not included in line 2 (itemize) ▶ _____ | 5 | 361,954 |
| 6 Total net assets or fund balances at end of year (line 4 minus line 5)—Part II, column (b), line 29 . | 6 | 38,210,378 |

Part IV Capital Gains and Losses for Tax on Investment Income

| (a) List and describe the kind(s) of property sold (e.g., real estate, 2-story brick warehouse; or common stock, 200 shs. MLC Co.) | (b) How acquired P—Purchase D—Donation | (c) Date acquired (mo., day, yr.) | (d) Date sold (mo., day, yr.) |
|--|---|---|-------------------------------------|
| 1a See Additional Data Table | | | |
| b | | | |
| c | | | |
| d | | | |
| e | | | |

| (e) Gross sales price | (f) Depreciation allowed (or allowable) | (g) Cost or other basis plus expense of sale | (h) Gain or (loss) (e) plus (f) minus (g) |
|------------------------------------|---|--|---|
| a See Additional Data Table | | | |
| b | | | |
| c | | | |
| d | | | |
| e | | | |

| Complete only for assets showing gain in column (h) and owned by the foundation on 12/31/69 | | | (l) Gains (Col. (h) gain minus col. (k), but not less than -0-) or Losses (from col.(h)) |
|---|---|--|---|
| (i) F.M.V. as of 12/31/69 | (j) Adjusted basis as of 12/31/69 | (k) Excess of col. (i) over col. (j), if any | |
| a See Additional Data Table | | | |
| b | | | |
| c | | | |
| d | | | |
| e | | | |

| | | | |
|---|---|----------|-----------|
| 2 Capital gain net income or (net capital loss) | { If gain, also enter in Part I, line 7 If (loss), enter -0- in Part I, line 7 } | 2 | 2,231,511 |
| 3 Net short-term capital gain or (loss) as defined in sections 1222(5) and (6): If gain, also enter in Part I, line 8, column (c) (see instructions). If (loss), enter -0- in Part I, line 8 | | 3 | |

Part V Qualification Under Section 4940(e) for Reduced Tax on Net Investment Income

(For optional use by domestic private foundations subject to the section 4940(a) tax on net investment income.)

If section 4940(d)(2) applies, leave this part blank.

Was the foundation liable for the section 4942 tax on the distributable amount of any year in the base period?



Yes



No

If "Yes," the foundation does not qualify under section 4940(e). Do not complete this part.

1 Enter the appropriate amount in each column for each year; see instructions before making any entries.

| (a) Base period years Calendar year (or tax year beginning in) | (b) Adjusted qualifying distributions | (c) Net value of noncharitable-use assets | (d) Distribution ratio (col. (b) divided by col. (c)) |
|--|--|--|---|
| 2018 | 2,863,496 | 53,536,551 | 0.053487 |
| 2017 | 2,824,828 | 53,021,188 | 0.053277 |
| 2016 | 2,635,479 | 50,319,565 | 0.052375 |
| 2015 | 2,671,379 | 51,097,755 | 0.05228 |
| 2014 | 2,768,134 | 52,691,658 | 0.052535 |

| | | |
|---|----------|------------|
| 2 Total of line 1, column (d) | 2 | 0.263954 |
| 3 Average distribution ratio for the 5-year base period—divide the total on line 2 by 5.0, or by the number of years the foundation has been in existence if less than 5 years | 3 | 0.052791 |
| 4 Enter the net value of noncharitable-use assets for 2019 from Part X, line 5 | 4 | 54,280,511 |
| 5 Multiply line 4 by line 3 | 5 | 2,865,522 |
| 6 Enter 1% of net investment income (1% of Part I, line 27b) | 6 | 33,076 |
| 7 Add lines 5 and 6 | 7 | 2,898,598 |
| 8 Enter qualifying distributions from Part XII, line 4 | 8 | 2,995,164 |

If line 8 is equal to or greater than line 7, check the box in Part VI, line 1b, and complete that part using a 1% tax rate. See the Part VI instructions.

Part VI Excise Tax Based on Investment Income (Section 4940(a), 4940(b), 4940(e), or 4948—see instructions)

| | | | |
|-----------|---|-----------|--------|
| 1a | Exempt operating foundations described in section 4940(d)(2), check here <input type="checkbox"/> and enter "N/A" on line 1. Date of ruling or determination letter: _____ (attach copy of letter if necessary—see instructions) | | |
| b | Domestic foundations that meet the section 4940(e) requirements in Part V, check here <input checked="" type="checkbox"/> and enter 1% of Part I, line 27b | 1 | 33,076 |
| c | All other domestic foundations enter 2% of line 27b. Exempt foreign organizations enter 4% of Part I, line 12, col. (b) | | |
| 2 | Tax under section 511 (domestic section 4947(a)(1) trusts and taxable foundations only. Others enter -0-) | 2 | 0 |
| 3 | Add lines 1 and 2. | 3 | 33,076 |
| 4 | Subtitle A (income) tax (domestic section 4947(a)(1) trusts and taxable foundations only. Others enter -0-) | 4 | 0 |
| 5 | Tax based on investment income. Subtract line 4 from line 3. If zero or less, enter -0- | 5 | 33,076 |
| 6 | Credits/Payments: | | |
| a | 2019 estimated tax payments and 2018 overpayment credited to 2019 | 6a | 52,880 |
| b | Exempt foreign organizations—tax withheld at source | 6b | |
| c | Tax paid with application for extension of time to file (Form 8868) | 6c | 0 |
| d | Backup withholding erroneously withheld | 6d | |
| 7 | Total credits and payments. Add lines 6a through 6d. | 7 | 52,880 |
| 8 | Enter any penalty for underpayment of estimated tax. Check here <input type="checkbox"/> if Form 2220 is attached. | 8 | 0 |
| 9 | Tax due. If the total of lines 5 and 8 is more than line 7, enter amount owed ▶ | 9 | |
| 10 | Overpayment. If line 7 is more than the total of lines 5 and 8, enter the amount overpaid ▶ | 10 | 19,804 |
| 11 | Enter the amount of line 10 to be: Credited to 2020 estimated tax ▶ 19,804 Refunded ▶ | 11 | 0 |

Part VII-A Statements Regarding Activities

| | Yes | No |
|--|-----------|-----|
| 1a During the tax year, did the foundation attempt to influence any national, state, or local legislation or did it participate or intervene in any political campaign? | 1a | No |
| b Did it spend more than \$100 during the year (either directly or indirectly) for political purposes? (see Instructions for definition). <i>If the answer is "Yes" to 1a or 1b, attach a detailed description of the activities and copies of any materials published or distributed by the foundation in connection with the activities.</i> | 1b | No |
| c Did the foundation file Form 1120-POL for this year? | 1c | No |
| d Enter the amount (if any) of tax on political expenditures (section 4955) imposed during the year: (1) On the foundation. ▶ \$ _____ (2) On foundation managers. ▶ \$ _____ | | |
| e Enter the reimbursement (if any) paid by the foundation during the year for political expenditure tax imposed on foundation managers. ▶ \$ _____ | | |
| 2 Has the foundation engaged in any activities that have not previously been reported to the IRS? <i>If "Yes," attach a detailed description of the activities.</i> | 2 | No |
| 3 Has the foundation made any changes, not previously reported to the IRS, in its governing instrument, articles of incorporation, or bylaws, or other similar instruments? <i>If "Yes," attach a conformed copy of the changes</i> | 3 | No |
| 4a Did the foundation have unrelated business gross income of \$1,000 or more during the year? | 4a | No |
| b If "Yes," has it filed a tax return on Form 990-T for this year? | 4b | |
| 5 Was there a liquidation, termination, dissolution, or substantial contraction during the year? <i>If "Yes," attach the statement required by General Instruction T.</i> | 5 | No |
| 6 Are the requirements of section 508(e) (relating to sections 4941 through 4945) satisfied either: • By language in the governing instrument, or • By state legislation that effectively amends the governing instrument so that no mandatory directions that conflict with the state law remain in the governing instrument? | 6 | Yes |
| 7 Did the foundation have at least \$5,000 in assets at any time during the year? <i>If "Yes," complete Part II, col. (c), and Part XV.</i> | 7 | Yes |
| 8a Enter the states to which the foundation reports or with which it is registered (see instructions) ▶ OH _____ | | |
| b If the answer is "Yes" to line 7, has the foundation furnished a copy of Form 990-PF to the Attorney General (or designate) of each state as required by General Instruction G? <i>If "No," attach explanation</i> | 8b | No |
| 9 Is the foundation claiming status as a private operating foundation within the meaning of section 4942(j)(3) or 4942(j)(5) for calendar year 2019 or the taxable year beginning in 2019? See the instructions for Part XIV. <i>If "Yes," complete Part XIV</i> | 9 | No |
| 10 Did any persons become substantial contributors during the tax year? <i>If "Yes," attach a schedule listing their names and addresses.</i> | 10 | No |

Part VII-A Statements Regarding Activities (continued)

| | | | | |
|-----------|---|-----------|------------|-----------|
| 11 | At any time during the year, did the foundation, directly or indirectly, own a controlled entity within the meaning of section 512(b)(13)? If "Yes," attach schedule. See instructions. | 11 | | No |
| 12 | Did the foundation make a distribution to a donor advised fund over which the foundation or a disqualified person had advisory privileges? If "Yes," attach statement. See instructions | 12 | | No |
| 13 | Did the foundation comply with the public inspection requirements for its annual returns and exemption application? Website address ► _____ | 13 | Yes | |
| 14 | The books are in care of ► <u>HUNTINGTON NATIONAL BANK</u> Telephone no. ► <u>(614) 331-9046</u> | | | |
| | Located at ► <u>PO BOX 1558 DEPT EA5W86 COLUMBUS OH</u> ZIP+4 ► <u>43216</u> | | | |
| 15 | Section 4947(a)(1) nonexempt charitable trusts filing Form 990-PF in lieu of Form 1041 —check here <input type="checkbox"/> and enter the amount of tax-exempt interest received or accrued during the year 15 <input type="checkbox"/> | | | |
| 16 | At any time during calendar year 2019, did the foundation have an interest in or a signature or other authority over a bank, securities, or other financial account in a foreign country? See the instructions for exceptions and filing requirements for FinCEN Form 114. If "Yes", enter the name of the foreign country ► _____ | 16 | Yes | No |

Part VII-B Statements Regarding Activities for Which Form 4720 May Be Required

| File Form 4720 if any item is checked in the "Yes" column, unless an exception applies. | | Yes | No |
|---|---|-----------|-----------|
| 1a | During the year did the foundation (either directly or indirectly): | | |
| (1) | Engage in the sale or exchange, or leasing of property with a disqualified person? <input type="checkbox"/> Yes <input checked="" type="checkbox"/> No | | |
| (2) | Borrow money from, lend money to, or otherwise extend credit to (or accept it from) a disqualified person? <input type="checkbox"/> Yes <input checked="" type="checkbox"/> No | | |
| (3) | Furnish goods, services, or facilities to (or accept them from) a disqualified person? <input type="checkbox"/> Yes <input checked="" type="checkbox"/> No | | |
| (4) | Pay compensation to, or pay or reimburse the expenses of, a disqualified person? <input checked="" type="checkbox"/> Yes <input type="checkbox"/> No | | |
| (5) | Transfer any income or assets to a disqualified person (or make any of either available for the benefit or use of a disqualified person)? <input type="checkbox"/> Yes <input checked="" type="checkbox"/> No | | |
| (6) | Agree to pay money or property to a government official? (Exception. Check "No" if the foundation agreed to make a grant to or to employ the official for a period after termination of government service, if terminating within 90 days.) <input type="checkbox"/> Yes <input checked="" type="checkbox"/> No | | |
| b | If any answer is "Yes" to 1a(1)–(6), did any of the acts fail to qualify under the exceptions described in Regulations section 53.4941(d)-3 or in a current notice regarding disaster assistance? See instructions <input type="checkbox"/> Organizations relying on a current notice regarding disaster assistance check here. <input type="checkbox"/> | 1b | No |
| c | Did the foundation engage in a prior year in any of the acts described in 1a, other than excepted acts, that were not corrected before the first day of the tax year beginning in 2019? | 1c | No |
| 2 | Taxes on failure to distribute income (section 4942) (does not apply for years the foundation was a private operating foundation defined in section 4942(j)(3) or 4942(j)(5)): | | |
| a | At the end of tax year 2019, did the foundation have any undistributed income (lines 6d and 6e, Part XIII) for tax year(s) beginning before 2019? <input type="checkbox"/> Yes <input checked="" type="checkbox"/> No If "Yes," list the years ► 20____, 20____, 20____, 20____ | | |
| b | Are there any years listed in 2a for which the foundation is not applying the provisions of section 4942(a)(2) (relating to incorrect valuation of assets) to the year's undistributed income? (If applying section 4942(a)(2) to all years listed, answer "No" and attach statement—see instructions.) | 2b | |
| c | If the provisions of section 4942(a)(2) are being applied to any of the years listed in 2a, list the years here. ► 20____, 20____, 20____, 20____ | | |
| 3a | Did the foundation hold more than a 2% direct or indirect interest in any business enterprise at any time during the year? <input type="checkbox"/> Yes <input checked="" type="checkbox"/> No | | |
| b | If "Yes," did it have excess business holdings in 2019 as a result of (1) any purchase by the foundation or disqualified persons after May 26, 1969; (2) the lapse of the 5-year period (or longer period approved by the Commissioner under section 4943(c)(7)) to dispose of holdings acquired by gift or bequest; or (3) the lapse of the 10-, 15-, or 20-year first phase holding period? (Use Schedule C, Form 4720, to determine if the foundation had excess business holdings in 2019.) | 3b | |
| 4a | Did the foundation invest during the year any amount in a manner that would jeopardize its charitable purposes? | 4a | No |
| b | Did the foundation make any investment in a prior year (but after December 31, 1969) that could jeopardize its charitable purpose that had not been removed from jeopardy before the first day of the tax year beginning in 2019? | 4b | No |

Part VII-B Statements Regarding Activities for Which Form 4720 May Be Required (continued)

| | | | | |
|-----------|--|---|------------|-----------|
| 5a | During the year did the foundation pay or incur any amount to: | | Yes | No |
| (1) | Carry on propaganda, or otherwise attempt to influence legislation (section 4945(e))? | <input type="checkbox"/> Yes <input checked="" type="checkbox"/> No | | |
| (2) | Influence the outcome of any specific public election (see section 4955); or to carry on, directly or indirectly, any voter registration drive? | <input type="checkbox"/> Yes <input checked="" type="checkbox"/> No | | |
| (3) | Provide a grant to an individual for travel, study, or other similar purposes? | <input type="checkbox"/> Yes <input checked="" type="checkbox"/> No | | |
| (4) | Provide a grant to an organization other than a charitable, etc., organization described in section 4945(d)(4)(A)? See instructions. | <input type="checkbox"/> Yes <input checked="" type="checkbox"/> No | | |
| (5) | Provide for any purpose other than religious, charitable, scientific, literary, or educational purposes, or for the prevention of cruelty to children or animals? | <input type="checkbox"/> Yes <input checked="" type="checkbox"/> No | | |
| b | If any answer is "Yes" to 5a(1)–(5), did any of the transactions fail to qualify under the exceptions described in Regulations section 53.4945 or in a current notice regarding disaster assistance? See instructions | | 5b | |
| | Organizations relying on a current notice regarding disaster assistance check here.  | <input type="checkbox"/> | | |
| c | If the answer is "Yes" to question 5a(4), does the foundation claim exemption from the tax because it maintained expenditure responsibility for the grant? If "Yes," attach the statement required by Regulations section 53.4945–5(d). | <input type="checkbox"/> Yes <input type="checkbox"/> No | | |
| 6a | Did the foundation, during the year, receive any funds, directly or indirectly, to pay premiums on a personal benefit contract? | <input type="checkbox"/> Yes <input checked="" type="checkbox"/> No | | |
| b | Did the foundation, during the year, pay premiums, directly or indirectly, on a personal benefit contract? If "Yes" to 6b, file Form 8870. | | 6b | No |
| 7a | At any time during the tax year, was the foundation a party to a prohibited tax shelter transaction? | <input type="checkbox"/> Yes <input checked="" type="checkbox"/> No | | |
| b | If "Yes", did the foundation receive any proceeds or have any net income attributable to the transaction? | | 7b | |
| 8 | Is the foundation subject to the section 4960 tax on payment(s) of more than \$1,000,000 in remuneration or excess parachute payment during the year? | <input type="checkbox"/> Yes <input checked="" type="checkbox"/> No | | |

Part VIII Information About Officers, Directors, Trustees, Foundation Managers, Highly Paid Employees, and Contractors

| | | | | |
|--|--|--|--|--|
| 1 List all officers, directors, trustees, foundation managers and their compensation. See instructions | | | | |
| (a) Name and address | (b) Title, and average hours per week devoted to position | (c) Compensation (If not paid, enter -0-) | (d) Contributions to employee benefit plans and deferred compensation | (e) Expense account, other allowances |
| See Additional Data Table | | | | |
| | | | | |
| | | | | |
| | | | | |
| | | | | |
| | | | | |
| 2 Compensation of five highest-paid employees (other than those included on line 1—see instructions). If none, enter "NONE." | | | | |
| (a) Name and address of each employee paid more than \$50,000 | (b) Title, and average hours per week devoted to position | (c) Compensation | (d) Contributions to employee benefit plans and deferred compensation | (e) Expense account, other allowances |
| NONE | | | | |
| | | | | |
| | | | | |
| | | | | |
| | | | | |
| | | | | |
| | | | | |
| Total number of other employees paid over \$50,000.  | | | | 0 |

Part VIII Information About Officers, Directors, Trustees, Foundation Managers, Highly Paid Employees, and Contractors (continued)
3 Five highest-paid independent contractors for professional services (see instructions). If none, enter "NONE".

| (a) Name and address of each person paid more than \$50,000 | (b) Type of service | (c) Compensation |
|---|---------------------|------------------|
| NONE | | |
| | | |
| | | |
| | | |
| | | |
| | | |
| | | |
| | | |
| | | |
| Total number of others receiving over \$50,000 for professional services. ► | | 0 |

Part IX-A Summary of Direct Charitable Activities

List the foundation's four largest direct charitable activities during the tax year. Include relevant statistical information such as the number of organizations and other beneficiaries served, conferences convened, research papers produced, etc.

| 1 | Expenses |
|---|----------|
| | |
| | |
| | |
| | |
| | |
| | |
| | |
| | |
| | |
| | |

Part IX-B Summary of Program-Related Investments (see instructions)

| Describe the two largest program-related investments made by the foundation during the tax year on lines 1 and 2. | Amount |
|---|--------|
| 1 | |
| | |
| | |
| 2 | |
| | |
| | |
| All other program-related investments. See instructions. | |
| 3 | |
| | |
| Total. Add lines 1 through 3 ► | |

Part X Minimum Investment Return (All domestic foundations must complete this part. Foreign foundations, see instructions.)

| | | | |
|----------|--|-----------|------------|
| 1 | Fair market value of assets not used (or held for use) directly in carrying out charitable, etc., purposes: | | |
| a | Average monthly fair market value of securities. | 1a | 53,626,628 |
| b | Average of monthly cash balances. | 1b | 1,226,365 |
| c | Fair market value of all other assets (see instructions). | 1c | 254,125 |
| d | Total (add lines 1a, b, and c). | 1d | 55,107,118 |
| e | Reduction claimed for blockage or other factors reported on lines 1a and 1c (attach detailed explanation). | 1e | 0 |
| 2 | Acquisition indebtedness applicable to line 1 assets. | 2 | 0 |
| 3 | Subtract line 2 from line 1d. | 3 | 55,107,118 |
| 4 | Cash deemed held for charitable activities. Enter 1 1/2% of line 3 (for greater amount, see instructions). | 4 | 826,607 |
| 5 | Net value of noncharitable-use assets. Subtract line 4 from line 3. Enter here and on Part V, line 4 | 5 | 54,280,511 |
| 6 | Minimum investment return. Enter 5% of line 5. | 6 | 2,714,026 |

Part XI Distributable Amount (see instructions) (Section 4942(j)(3) and (j)(5) private operating foundations and certain foreign organizations check here ☐ and do not complete this part.)

| | | | |
|-----------|--|-----------|-----------|
| 1 | Minimum investment return from Part X, line 6. | 1 | 2,714,026 |
| 2a | Tax on investment income for 2019 from Part VI, line 5. | 2a | 33,076 |
| b | Income tax for 2019. (This does not include the tax from Part VI.). | 2b | |
| c | Add lines 2a and 2b. | 2c | 33,076 |
| 3 | Distributable amount before adjustments. Subtract line 2c from line 1. | 3 | 2,680,950 |
| 4 | Recoveries of amounts treated as qualifying distributions. | 4 | 0 |
| 5 | Add lines 3 and 4. | 5 | 2,680,950 |
| 6 | Deduction from distributable amount (see instructions). | 6 | 0 |
| 7 | Distributable amount as adjusted. Subtract line 6 from line 5. Enter here and on Part XIII, line 1. | 7 | 2,680,950 |

Part XII Qualifying Distributions (see instructions)

| | | | |
|----------|--|-----------|-----------|
| 1 | Amounts paid (including administrative expenses) to accomplish charitable, etc., purposes: | | |
| a | Expenses, contributions, gifts, etc.—total from Part I, column (d), line 26. | 1a | 2,995,164 |
| b | Program-related investments—total from Part IX-B. | 1b | 0 |
| 2 | Amounts paid to acquire assets used (or held for use) directly in carrying out charitable, etc., purposes. | 2 | 0 |
| 3 | Amounts set aside for specific charitable projects that satisfy the: | | |
| a | Suitability test (prior IRS approval required). | 3a | 0 |
| b | Cash distribution test (attach the required schedule). | 3b | 0 |
| 4 | Qualifying distributions. Add lines 1a through 3b. Enter here and on Part V, line 8, and Part XIII, line 4 | 4 | 2,995,164 |
| 5 | Foundations that qualify under section 4940(e) for the reduced rate of tax on net investment income. Enter 1% of Part I, line 27b. See instructions. | 5 | 33,076 |
| 6 | Adjusted qualifying distributions. Subtract line 5 from line 4. | 6 | 2,962,088 |

Note: The amount on line 6 will be used in Part V, column (b), in subsequent years when calculating whether the foundation qualifies for the section 4940(e) reduction of tax in those years.

Part XIII Undistributed Income (see instructions)

| | (a) Corpus | (b) Years prior to 2018 | (c) 2018 | (d) 2019 |
|--|---------------|----------------------------|-------------|-------------|
| 1 Distributable amount for 2019 from Part XI, line 7 | | | | 2,680,950 |
| 2 Undistributed income, if any, as of the end of 2019: | | | | |
| a Enter amount for 2018 only. | | | 0 | |
| b Total for prior years: 20____, 20____, 20____ | | 0 | | |
| 3 Excess distributions carryover, if any, to 2019: | | | | |
| a From 2014. | 195,972 | | | |
| b From 2015. | 189,082 | | | |
| c From 2016. | 162,603 | | | |
| d From 2017. | 228,167 | | | |
| e From 2018. | 292,428 | | | |
| f Total of lines 3a through e. | 1,068,252 | | | |
| 4 Qualifying distributions for 2019 from Part XII, line 4: ► \$ 2,995,164 | | | | |
| a Applied to 2018, but not more than line 2a | | | 0 | |
| b Applied to undistributed income of prior years (Election required—see instructions). | | 0 | | |
| c Treated as distributions out of corpus (Election required—see instructions). | 0 | | | |
| d Applied to 2019 distributable amount. | | | | 2,680,950 |
| e Remaining amount distributed out of corpus | 314,214 | | | |
| 5 Excess distributions carryover applied to 2019. (If an amount appears in column (d), the same amount must be shown in column (a).) | 0 | | | 0 |
| 6 Enter the net total of each column as indicated below: | | | | |
| a Corpus. Add lines 3f, 4c, and 4e. Subtract line 5 | 1,382,466 | | | |
| b Prior years' undistributed income. Subtract line 4b from line 2b. | | 0 | | |
| c Enter the amount of prior years' undistributed income for which a notice of deficiency has been issued, or on which the section 4942(a) tax has been previously assessed. | | 0 | | |
| d Subtract line 6c from line 6b. Taxable amount—see instructions. | | 0 | | |
| e Undistributed income for 2018. Subtract line 4a from line 2a. Taxable amount—see instructions. | | | 0 | |
| f Undistributed income for 2019. Subtract lines 4d and 5 from line 1. This amount must be distributed in 2020. | | | | 0 |
| 7 Amounts treated as distributions out of corpus to satisfy requirements imposed by section 170(b)(1)(F) or 4942(g)(3) (Election may be required - see instructions). | 0 | | | |
| 8 Excess distributions carryover from 2014 not applied on line 5 or line 7 (see instructions). . . . | 195,972 | | | |
| 9 Excess distributions carryover to 2020. Subtract lines 7 and 8 from line 6a. | 1,186,494 | | | |
| 10 Analysis of line 9: | | | | |
| a Excess from 2015. | 189,082 | | | |
| b Excess from 2016. | 162,603 | | | |
| c Excess from 2017. | 228,167 | | | |
| d Excess from 2018. | 292,428 | | | |
| e Excess from 2019. | 314,214 | | | |

Part XIV Private Operating Foundations (see instructions and Part VII-A, question 9)

1a If the foundation has received a ruling or determination letter that it is a private operating foundation, and the ruling is effective for 2019, enter the date of the ruling. ▶

b Check box to indicate whether the organization is a private operating foundation described in section ☐ 4942(j)(3) or ☐ 4942(j)(5)

2a Enter the lesser of the adjusted net income from Part I or the minimum investment return from Part X for each year listed

| | Tax year | Prior 3 years | | | (e) Total |
|--|----------|---------------|----------|----------|-----------|
| | (a) 2019 | (b) 2018 | (c) 2017 | (d) 2016 | |
| b 85% of line 2a | | | | | |
| c Qualifying distributions from Part XII, line 4 for each year listed | | | | | |
| d Amounts included in line 2c not used directly for active conduct of exempt activities | | | | | |
| e Qualifying distributions made directly for active conduct of exempt activities. Subtract line 2d from line 2c | | | | | |
| 3 Complete 3a, b, or c for the alternative test relied upon: | | | | | |
| a "Assets" alternative test—enter: | | | | | |
| (1) Value of all assets | | | | | |
| (2) Value of assets qualifying under section 4942(j)(3)(B)(i) | | | | | |
| b "Endowment" alternative test— enter 2/3 of minimum investment return shown in Part X, line 6 for each year listed. | | | | | |
| c "Support" alternative test—enter: | | | | | |
| (1) Total support other than gross investment income (interest, dividends, rents, payments on securities loans (section 512(a)(5)), or royalties) | | | | | |
| (2) Support from general public and 5 or more exempt organizations as provided in section 4942(j)(3)(B)(iii). | | | | | |
| (3) Largest amount of support from an exempt organization | | | | | |
| (4) Gross investment income | | | | | |

Part XV Supplementary Information (Complete this part only if the foundation had \$5,000 or more in assets at any time during the year—see instructions.)

1 Information Regarding Foundation Managers:

a List any managers of the foundation who have contributed more than 2% of the total contributions received by the foundation before the close of any tax year (but only if they have contributed more than \$5,000). (See section 507(d)(2).) NONE

b List any managers of the foundation who own 10% or more of the stock of a corporation (or an equally large portion of the ownership of a partnership or other entity) of which the foundation has a 10% or greater interest. NONE

2 Information Regarding Contribution, Grant, Gift, Loan, Scholarship, etc., Programs:

Check here ☐ if the foundation only makes contributions to preselected charitable organizations and does not accept unsolicited requests for funds. If the foundation makes gifts, grants, etc. to individuals or organizations under other conditions, complete items 2a, b, c, and d. See instructions

a The name, address, and telephone number or e-mail address of the person to whom applications should be addressed:
LAWRENCE HOOVER
400 MARKET AVE N STE 210
CANTON, OH 44702
(330) 580-2568

b The form in which applications should be submitted and information and materials they should include:
LETTER STATING AMOUNT AND PURPOSE FOR WHICH GRANT IS REQUESTED.

c Any submission deadlines:
NONE THE FOUNDATION MAKES GIFTS AND GRANTS PRINCIPALLY TO PUBLIC-SUPPORTED

d Any restrictions or limitations on awards, such as by geographical areas, charitable fields, kinds of institutions, or other factors:
COMMUNITY FUNDS, HOSPITALS AND HEALTH AGENCIES, COLLEGES AND COMMUNITY ORGANIZATIONS. THE FOUNDATION DOES NOT MAKE GRANTS TO INDIVIDUALS.

Part XV **Supplementary Information** (continued)**3 Grants and Contributions Paid During the Year or Approved for Future Payment**

| Recipient Name and address (home or business) | If recipient is an individual, show any relationship to any foundation manager or substantial contributor | Foundation status of recipient | Purpose of grant or contribution | Amount |
|---|--|--------------------------------------|-------------------------------------|-----------|
| a <i>Paid during the year</i> See Additional Data Table | | | | |
| Total | | | ▶ 3a | 2,907,850 |
| b <i>Approved for future payment</i> | | | | |
| Total | | | ▶ 3b | |

Enter gross amounts unless otherwise indicated.

| 1 | Program service revenue: | (a) Business code | (b) Amount | (c) Exclusion code | (d) Amount | (e) (See instructions.) |
|----|--|----------------------|---------------|-----------------------|---------------|----------------------------|
| a | _____ | | | | | |
| b | _____ | | | | | |
| c | _____ | | | | | |
| d | _____ | | | | | |
| e | _____ | | | | | |
| f | _____ | | | | | |
| g | Fees and contracts from government agencies | | | | | |
| 2 | Membership dues and assessments. . . . | | | | | |
| 3 | Interest on savings and temporary cash investments | | | | | |
| 4 | Dividends and interest from securities. . . . | | | 14 | 1,155,283 | |
| 5 | Net rental income or (loss) from real estate: | | | | | |
| a | Debt-financed property. | | | | | |
| b | Not debt-financed property. | | | | | |
| 6 | Net rental income or (loss) from personal property | | | | | |
| 7 | Other investment income. | | | | | |
| 8 | Gain or (loss) from sales of assets other than inventory | | | 18 | 2,231,511 | |
| 9 | Net income or (loss) from special events: | | | | | |
| 10 | Gross profit or (loss) from sales of inventory | | | | | |
| 11 | Other revenue: | | | | | |
| a | STARK BOARD OF TRA _____ | | | 1 | 108,890 | |
| b | _____ | | | | | |
| c | _____ | | | | | |
| d | _____ | | | | | |
| e | _____ | | | | | |
| 12 | Subtotal. Add columns (b), (d), and (e). . . | | | | 3,495,684 | |
| 13 | Total. Add line 12, columns (b), (d), and (e). (See worksheet in line 13 instructions to verify calculations.) | | | | | 3,495,684 |

[illegible]

Part XVII

- | | | | | |
|---|--|----|--|----|
| c | Sharing of facilities, equipment, mailing lists, other assets, or paid employees. | 1c | | No |
| d | If the answer to any of the above is "Yes," complete the following schedule. Column (b) should always show the fair market value of the goods, other assets, or services given by the reporting foundation. If the foundation received less than fair market value in any transaction or sharing arrangement, show in column (d) the value of the goods, other assets, or services received. | | | |

[illegible]

- 2a** Is the foundation directly or indirectly affiliated with, or related to, one or more tax-exempt organizations described in section 501(c) (other than section 501(c)(3)) or in section 527? ☐ Yes ☒ No

- | b If "Yes," complete the following schedule. | | |
|--|--------------------------|---------------------------------|
| (a) Name of organization | (b) Type of organization | (c) Description of relationship |
| | | |
| | | |
| | | |
| | | |

Under penalties of perjury, I declare that I have examined this return, including accompanying schedules and statements, and to the best of my knowledge and belief, it is true, correct, and complete. Declaration of preparer (other than taxpayer) is based on all information of which preparer has any knowledge.

| | | |
|---|-------------------------------------|---------------------------------|
| <p>Sign Here</p> <p>*****</p> <hr/> <p>Signature of officer or trustee</p> | <p>2020-10-20</p> <hr/> <p>Date</p> | <p>*****</p> <hr/> <p>Title</p> |
|---|-------------------------------------|---------------------------------|

May the IRS discuss this return with the preparer shown below (see instr.) ☒ **Yes** ☐ **No**

| | | | | | |
|---------------------------------------|--|----------------------|------------|---|--------------------------|
| Paid Preparer Use Only | Print/Type preparer's name | Preparer's Signature | Date | Check if self-employed <input checked="checked" type="checkbox"/> | PTIN |
| | LAWRENCE F MCGUIRE | | 2020-10-20 | | P01233953 |
| | Firm's name ▶ PRICEWATERHOUSECOOPERS LLP | | | | Firm's EIN ▶ 13-4008324 |
| | Firm's address ▶ 600 GRANT ST 47TH FLOOR PITTSBURGH, PA 15219 | | | | Phone no. (412) 355-6000 |

Form 990PF Part IV - Capital Gains and Losses for Tax on Investment Income - Columns a - d

| List and describe the kind(s) of property sold (e.g., real estate, (a) 2-story brick warehouse; or common stock, 200 shs. MLC Co.) | (b) How acquired P—Purchase D—Donation | (c) Date acquired (mo., day, yr.) | (d) Date sold (mo., day, yr.) |
|---|---|---|-------------------------------------|
| 100000. AT&T INC 3% 02/15/2022 | | 2015-04-14 | 2019-01-02 |
| 1000. ABBOTT LABORATORIES | | 2007-09-04 | 2019-04-25 |
| 2500. ABBVIE INC | | 2007-09-04 | 2019-02-28 |
| 200. AMERICAN WATER WORKS CO INC | | 2014-01-15 | 2019-01-02 |
| 150000. ANHEUSER-BUSCH INBEV WOR 2.5% 07/15/2022 | | 2015-11-23 | 2019-02-11 |
| 500. ANTHEM INC | | 2018-05-31 | 2019-09-27 |
| 400. APPLE COMPUTER | | 2008-02-01 | 2019-03-05 |
| 300. APPLE COMPUTER | | 2008-02-01 | 2019-12-31 |
| 100000. BB&T CORPORATION SERIES MTN 2.45% 01/15/ | | 2016-02-05 | 2019-12-16 |
| 150000. BANK OF NEW YORK MELLON 2.2% 05/15/2019- | | 2014-05-09 | 2019-05-15 |

Form 990PF Part IV - Capital Gains and Losses for Tax on Investment Income - Columns e - h

| (e) Gross sales price | (f) Depreciation allowed (or allowable) | (g) Cost or other basis plus expense of sale | (h) Gain or (loss) (e) plus (f) minus (g) |
|-----------------------|--|---|--|
| 98,179 | | 101,463 | -3,284 |
| 77,258 | | 24,822 | 52,436 |
| 197,214 | | 65,735 | 131,479 |
| 17,706 | | 8,279 | 9,427 |
| 140,829 | | 144,464 | -3,635 |
| 119,034 | | 112,355 | 6,679 |
| 70,327 | | 7,647 | 62,680 |
| 87,686 | | 5,735 | 81,951 |
| 100,000 | | 101,409 | -1,409 |
| 150,000 | | 150,489 | -489 |

Form 990PF Part IV - Capital Gains and Losses for Tax on Investment Income - Columns i - l

| Complete only for assets showing gain in column (h) and owned by the foundation on 12/31/69 | | | (l) Gains (Col. (h) gain minus col. (k), but not less than -0-) or Losses (from col.(h)) |
|---|--------------------------------------|---|--|
| (i) F.M.V. as of 12/31/69 | (j) Adjusted basis as of 12/31/69 | (k) Excess of col. (i) over col. (j), if any | |
| | | | -3,284 |
| | | | 52,436 |
| | | | 131,479 |
| | | | 9,427 |
| | | | -3,635 |
| | | | 6,679 |
| | | | 62,680 |
| | | | 81,951 |
| | | | -1,409 |
| | | | -489 |

Form 990PF Part IV - Capital Gains and Losses for Tax on Investment Income - Columns a - d

| List and describe the kind(s) of property sold (e.g., real estate, (a) 2-story brick warehouse; or common stock, 200 shs. MLC Co.) | (b) How acquired P—Purchase D—Donation | (c) Date acquired (mo., day, yr.) | (d) Date sold (mo., day, yr.) |
|---|---|---|-------------------------------------|
| 500. BECTON DICKINSON AND CO. | | 2007-09-04 | 2019-07-23 |
| 500. BERKSHIRE HATHAWAY CL-B | | 2017-03-29 | 2019-04-25 |
| 250. BERKSHIRE HATHAWAY CL-B | | 2015-03-16 | 2019-09-27 |
| 100. BLACKROCK INC | | 2015-01-29 | 2019-03-14 |
| 250. BLACKROCK INC | | 2019-04-25 | 2019-10-02 |
| 200. BOEING CO | | 1987-08-31 | 2019-04-11 |
| 200. BOEING CO | | 1987-08-31 | 2019-10-15 |
| 500. CVS CORP | | 2012-10-26 | 2019-02-28 |
| 150000. CATERPILLAR FINL SVCS CORP SERIES MTN 2. | | 2018-04-25 | 2019-12-01 |
| 100000. CISCO SYSTEMS 2.125% 03/01/2019 | | 2014-02-26 | 2019-03-01 |

Form 990PF Part IV - Capital Gains and Losses for Tax on Investment Income - Columns e - h

| (e) Gross sales price | (f) Depreciation allowed (or allowable) | (g) Cost or other basis plus expense of sale | (h) Gain or (loss) (e) plus (f) minus (g) |
|-----------------------|--|---|--|
| 127,630 | | 38,550 | 89,080 |
| 105,298 | | 83,395 | 21,903 |
| 51,990 | | 36,535 | 15,455 |
| 43,217 | | 34,479 | 8,738 |
| 104,710 | | 119,230 | -14,520 |
| 73,516 | | 2,348 | 71,168 |
| 74,209 | | 2,348 | 71,861 |
| 28,975 | | 23,004 | 5,971 |
| 150,000 | | 149,100 | 900 |
| 100,000 | | 100,610 | -610 |

Form 990PF Part IV - Capital Gains and Losses for Tax on Investment Income - Columns i - l

| Complete only for assets showing gain in column (h) and owned by the foundation on 12/31/69 | | | (l) Gains (Col. (h) gain minus col. (k), but not less than -0-) or Losses (from col.(h)) |
|---|--------------------------------------|---|--|
| (i) F.M.V. as of 12/31/69 | (j) Adjusted basis as of 12/31/69 | (k) Excess of col. (i) over col. (j), if any | |
| | | | 89,080 |
| | | | 21,903 |
| | | | 15,455 |
| | | | 8,738 |
| | | | -14,520 |
| | | | 71,168 |
| | | | 71,861 |
| | | | 5,971 |
| | | | 900 |
| | | | -610 |

| Form 990PF Part IV - Capital Gains and Losses for Tax on Investment Income - Columns a - d | | | |
|---|---|---|-------------------------------------|
| List and describe the kind(s) of property sold (e.g., real estate, (a) 2-story brick warehouse; or common stock, 200 shs. MLC Co.) | (b) How acquired P—Purchase D—Donation | (c) Date acquired (mo., day, yr.) | (d) Date sold (mo., day, yr.) |
| 150000. CITIBANK NA 1.85% 09/18/2019-2019 | | 2018-04-19 | 2019-09-18 |
| 1000. COCA-COLA CO | | 2011-05-25 | 2019-03-14 |
| 1000. COGNIZANT TECH SOLUTIONS CRP | | 2015-03-25 | 2019-03-14 |
| 1000. COGNIZANT TECH SOLUTIONS CRP | | 2016-02-10 | 2019-04-25 |
| 100. CONSTELLATION BRANDS INC CL A | | 2017-11-14 | 2019-01-09 |
| .333 CORTEVA INC | | 2012-10-26 | 2019-06-25 |
| .333 CORTEVA INC | | 2016-03-22 | 2019-06-25 |
| 333. CORTEVA INC | | 2012-10-26 | 2019-07-23 |
| 332. CORTEVA INC | | 2016-03-22 | 2019-10-15 |
| 1. CORTEVA INC | | 2016-03-22 | 2019-10-16 |

Form 990PF Part IV - Capital Gains and Losses for Tax on Investment Income - Columns e - h

| (e) Gross sales price | (f) Depreciation allowed (or allowable) | (g) Cost or other basis plus expense of sale | (h) Gain or (loss) (e) plus (f) minus (g) |
|-----------------------|--|---|--|
| 150,000 | | 148,326 | 1,674 |
| 45,769 | | 33,474 | 12,295 |
| 71,059 | | 62,647 | 8,412 |
| 72,696 | | 57,440 | 15,256 |
| 15,394 | | 21,884 | -6,490 |
| 9 | | 6 | 3 |
| 9 | | 9 | |
| 9,294 | | 6,012 | 3,282 |
| 8,878 | | 9,191 | -313 |
| 27 | | 28 | -1 |

Form 990PF Part IV - Capital Gains and Losses for Tax on Investment Income - Columns i - l

| Complete only for assets showing gain in column (h) and owned by the foundation on 12/31/69 | | | (l) Gains (Col. (h) gain minus col. (k), but not less than -0-) or Losses (from col.(h)) |
|---|--------------------------------------|---|--|
| (i) F.M.V. as of 12/31/69 | (j) Adjusted basis as of 12/31/69 | (k) Excess of col. (i) over col. (j), if any | |
| | | | 1,674 |
| | | | 12,295 |
| | | | 8,412 |
| | | | 15,256 |
| | | | -6,490 |
| | | | 3 |
| | | | |
| | | | 3,282 |
| | | | -313 |
| | | | -1 |

| Form 990PF Part IV - Capital Gains and Losses for Tax on Investment Income - Columns a - d | | | |
|---|---|---|-------------------------------------|
| List and describe the kind(s) of property sold (e.g., real estate, (a) 2-story brick warehouse; or common stock, 200 shs. MLC Co.) | (b) How acquired P—Purchase D—Donation | (c) Date acquired (mo., day, yr.) | (d) Date sold (mo., day, yr.) |
| 14094.173 DFA EMERGING MARKETS CORE | | 2015-04-08 | 2019-04-25 |
| 1000. DEERE & COMPANY | | 1992-12-30 | 2019-03-05 |
| 250. DEERE & COMPANY | | 2011-01-03 | 2019-04-25 |
| 200. DISNEY (WALT) CO | | 2008-05-22 | 2019-10-15 |
| .333 DOW INC | | 2012-10-26 | 2019-04-19 |
| .333 DOW INC | | 2016-03-22 | 2019-04-19 |
| 333. DOW INC | | 2012-10-26 | 2019-04-25 |
| 332. DOW INC | | 2016-03-22 | 2019-10-15 |
| 1. DOW INC | | 2016-03-22 | 2019-10-16 |
| .333 DUPONT DE NEMOURS INC | | 2012-10-26 | 2019-06-25 |

Form 990PF Part IV - Capital Gains and Losses for Tax on Investment Income - Columns e - h

| (e) Gross sales price | (f) Depreciation allowed (or allowable) | (g) Cost or other basis plus expense of sale | (h) Gain or (loss) (e) plus (f) minus (g) |
|-----------------------|--|---|--|
| 297,669 | | 300,000 | -2,331 |
| 165,338 | | 7,270 | 158,068 |
| 40,478 | | 21,195 | 19,283 |
| 26,001 | | 6,718 | 19,283 |
| 19 | | 11 | 8 |
| 19 | | 17 | 2 |
| 18,411 | | 10,860 | 7,551 |
| 15,687 | | 16,601 | -914 |
| 47 | | 50 | -3 |
| 25 | | 17 | 8 |

Form 990PF Part IV - Capital Gains and Losses for Tax on Investment Income - Columns i - l

| Complete only for assets showing gain in column (h) and owned by the foundation on 12/31/69 | | | (l) Gains (Col. (h) gain minus col. (k), but not less than -0-) or Losses (from col.(h)) |
|---|--------------------------------------|---|--|
| (i) F.M.V. as of 12/31/69 | (j) Adjusted basis as of 12/31/69 | (k) Excess of col. (i) over col. (j), if any | |
| | | | -2,331 |
| | | | 158,068 |
| | | | 19,283 |
| | | | 19,283 |
| | | | 8 |
| | | | 2 |
| | | | 7,551 |
| | | | -914 |
| | | | -3 |
| | | | 8 |

Form 990PF Part IV - Capital Gains and Losses for Tax on Investment Income - Columns a - d

| List and describe the kind(s) of property sold (e.g., real estate, (a) 2-story brick warehouse; or common stock, 200 shs. MLC Co.) | (b) How acquired P—Purchase D—Donation | (c) Date acquired (mo., day, yr.) | (d) Date sold (mo., day, yr.) |
|---|---|---|-------------------------------------|
| .333 DUPONT DE NEMOURS INC | | 2016-03-22 | 2019-06-25 |
| 333. DUPONT DE NEMOURS INC | | 2012-10-26 | 2019-07-23 |
| 332. DUPONT DE NEMOURS INC | | 2016-03-22 | 2019-10-15 |
| 1. DUPONT DE NEMOURS INC | | 2016-03-22 | 2019-10-16 |
| 250. EOG RESOURCES INC | | 2019-02-28 | 2019-08-15 |
| 1000. EOG RESOURCES INC | | 2017-11-16 | 2019-08-15 |
| 100000. EXXON MOBIL CORP 1.819% 03/15/2019-2019 | | 2015-04-09 | 2019-03-15 |
| 100000. FNMA 1.2% 04/17/2019-2019 | | 2012-09-26 | 2019-04-17 |
| 250. FEDEX CORP COM | | 2001-09-17 | 2019-06-25 |
| 500. FEDEX CORP COM | | 2001-09-17 | 2019-07-23 |

Form 990PF Part IV - Capital Gains and Losses for Tax on Investment Income - Columns e - h

| (e) Gross sales price | (f) Depreciation allowed (or allowable) | (g) Cost or other basis plus expense of sale | (h) Gain or (loss) (e) plus (f) minus (g) |
|-----------------------|--|---|--|
| 25 | | 25 | |
| 24,382 | | 16,573 | 7,809 |
| 21,784 | | 25,336 | -3,552 |
| 67 | | 76 | -9 |
| 18,820 | | 23,318 | -4,498 |
| 75,279 | | 107,253 | -31,974 |
| 100,000 | | 101,421 | -1,421 |
| 100,000 | | 100,000 | |
| 39,129 | | 9,165 | 29,964 |
| 86,824 | | 18,330 | 68,494 |

Form 990PF Part IV - Capital Gains and Losses for Tax on Investment Income - Columns i - l

| Complete only for assets showing gain in column (h) and owned by the foundation on 12/31/69 | | | (l) Gains (Col. (h) gain minus col. (k), but not less than -0-) or Losses (from col.(h)) |
|---|--------------------------------------|---|--|
| (i) F.M.V. as of 12/31/69 | (j) Adjusted basis as of 12/31/69 | (k) Excess of col. (i) over col. (j), if any | |
| | | | |
| | | | 7,809 |
| | | | -3,552 |
| | | | -9 |
| | | | -4,498 |
| | | | -31,974 |
| | | | -1,421 |
| | | | |
| | | | 29,964 |
| | | | 68,494 |

Form 990PF Part IV - Capital Gains and Losses for Tax on Investment Income - Columns a - d

| List and describe the kind(s) of property sold (e.g., real estate, (a) 2-story brick warehouse; or common stock, 200 shs. MLC Co.) | (b) How acquired P—Purchase D—Donation | (c) Date acquired (mo., day, yr.) | (d) Date sold (mo., day, yr.) |
|---|---|---|-------------------------------------|
| 1000. FEDEX CORP COM | | 2001-09-17 | 2019-09-27 |
| 100000. GOLDMAN SACHS GROUP INC V/R 3.27938% 10 | | 2015-12-04 | 2019-10-23 |
| 100000. GOLDMAN SACHS GROUP INC 2.55% 10/23/2019 | | 2014-11-05 | 2019-10-23 |
| 150000. HCP INC 2.625% 02/01/2020-2019 | | 2014-09-17 | 2019-07-22 |
| 500. HOME DEPOT INC. | | 2004-01-21 | 2019-10-15 |
| 1000. INTEL CORP. | | 1991-10-07 | 2019-12-31 |
| 1300. ISHARES MSCI EAFE INDEX FUND | | 2012-03-16 | 2019-03-05 |
| 200. ISHARES TR NASDAQ BIOTECHNOLOGY INDEX FD | | 2007-04-16 | 2019-03-05 |
| 200000. JOHNSON & JOHNSON 1.875% 12/05/2019 | | 2014-12-10 | 2019-12-05 |
| 142. KONTOOR BRANDS INC | | 2009-06-17 | 2019-06-25 |

Form 990PF Part IV - Capital Gains and Losses for Tax on Investment Income - Columns e - h

| (e) Gross sales price | (f) Depreciation allowed (or allowable) | (g) Cost or other basis plus expense of sale | (h) Gain or (loss) (e) plus (f) minus (g) |
|-----------------------|--|---|--|
| 145,317 | | 36,660 | 108,657 |
| 100,000 | | 100,796 | -796 |
| 100,000 | | 99,432 | 568 |
| 150,215 | | 149,018 | 1,197 |
| 117,945 | | 17,600 | 100,345 |
| 59,565 | | 1,250 | 58,315 |
| 83,615 | | 84,245 | -630 |
| 22,814 | | 5,385 | 17,429 |
| 200,000 | | 200,008 | -8 |
| 3,695 | | 877 | 2,818 |

Form 990PF Part IV - Capital Gains and Losses for Tax on Investment Income - Columns i - l

| Complete only for assets showing gain in column (h) and owned by the foundation on 12/31/69 | | | (l) Gains (Col. (h) gain minus col. (k), but not less than -0-) or Losses (from col.(h)) |
|---|--------------------------------------|---|--|
| (i) F.M.V. as of 12/31/69 | (j) Adjusted basis as of 12/31/69 | (k) Excess of col. (i) over col. (j), if any | |
| | | | 108,657 |
| | | | -796 |
| | | | 568 |
| | | | 1,197 |
| | | | 100,345 |
| | | | 58,315 |
| | | | -630 |
| | | | 17,429 |
| | | | -8 |
| | | | 2,818 |

| Form 990PF Part IV - Capital Gains and Losses for Tax on Investment Income - Columns a - d | | | |
|---|---|---|-------------------------------------|
| List and describe the kind(s) of property sold (e.g., real estate, (a) 2-story brick warehouse; or common stock, 200 shs. MLC Co.) | (b) How acquired P—Purchase D—Donation | (c) Date acquired (mo., day, yr.) | (d) Date sold (mo., day, yr.) |
| .857 KONTOOR BRANDS INC | | 2009-06-17 | 2019-06-26 |
| 100000. ELI LILLY & CO 1.95% 03/15/2019 | | 2015-04-09 | 2019-03-15 |
| 250000. MANUF & TRADERS TRUST CO SERIES BKNT 2.2 | | 2014-07-25 | 2019-07-25 |
| 200. MCDONALDS CORP | | 2002-12-06 | 2019-10-15 |
| 500. MICROSOFT CORP | | 2000-07-07 | 2019-12-31 |
| 150000. MOTOROLA SOLUTIONS INC 3.5% 09/01/2021 | | 2014-08-14 | 2019-08-28 |
| 375. NETFLIX INC | | 2018-11-05 | 2019-09-24 |
| 200. NORTHROP GRUMMAN CORP W/1 RT/SH | | 2004-01-21 | 2019-10-15 |
| 1000. NUCOR CORP | | 2012-10-26 | 2019-09-27 |
| 3000. ORACLE CORP | | 2004-06-24 | 2019-03-05 |

Form 990PF Part IV - Capital Gains and Losses for Tax on Investment Income - Columns e - h

| (e) Gross sales price | (f) Depreciation allowed (or allowable) | (g) Cost or other basis plus expense of sale | (h) Gain or (loss) (e) plus (f) minus (g) |
|-----------------------|--|---|--|
| 23 | | 5 | 18 |
| 100,000 | | 101,568 | -1,568 |
| 250,000 | | 249,520 | 480 |
| 41,463 | | 3,610 | 37,853 |
| 78,584 | | 20,688 | 57,896 |
| 155,061 | | 149,591 | 5,470 |
| 96,582 | | 121,324 | -24,742 |
| 72,787 | | 9,040 | 63,747 |
| 50,139 | | 40,300 | 9,839 |
| 155,998 | | 34,230 | 121,768 |

Form 990PF Part IV - Capital Gains and Losses for Tax on Investment Income - Columns i - l

| Complete only for assets showing gain in column (h) and owned by the foundation on 12/31/69 | | | (l) Gains (Col. (h) gain minus col. (k), but not less than -0-) or Losses (from col.(h)) |
|---|--------------------------------------|---|--|
| (i) F.M.V. as of 12/31/69 | (j) Adjusted basis as of 12/31/69 | (k) Excess of col. (i) over col. (j), if any | |
| | | | 18 |
| | | | -1,568 |
| | | | 480 |
| | | | 37,853 |
| | | | 57,896 |
| | | | 5,470 |
| | | | -24,742 |
| | | | 63,747 |
| | | | 9,839 |
| | | | 121,768 |

Form 990PF Part IV - Capital Gains and Losses for Tax on Investment Income - Columns a - d

| List and describe the kind(s) of property sold (e.g., real estate, (a) 2-story brick warehouse; or common stock, 200 shs. MLC Co.) | (b) How acquired P—Purchase D—Donation | (c) Date acquired (mo., day, yr.) | (d) Date sold (mo., day, yr.) |
|---|---|---|-------------------------------------|
| 100000. ORACLE CORPORATION 2.375% 01/15/2019 | | 2014-03-04 | 2019-01-15 |
| 300. PEPSICO INC | | 2003-05-23 | 2019-01-02 |
| 9140.768 T. ROWE PRICE MID CAP VALUE FUND | | 2003-03-20 | 2019-04-25 |
| 100. SHERWIN WILLIAMS CO | | 1986-04-10 | 2019-03-05 |
| 100. SHERWIN WILLIAMS CO | | 1986-04-10 | 2019-10-15 |
| 250. STRYKER CORP | | 2018-03-23 | 2019-04-25 |
| 1000. TEXAS INSTRUMENTS INC. | | 2011-02-23 | 2019-03-14 |
| 500. 3M CO COM | | 2001-11-02 | 2019-06-25 |
| 500. 3M CO COM | | 2001-11-02 | 2019-07-10 |
| 1000. 3M CO COM | | 1986-05-30 | 2019-10-15 |

Form 990PF Part IV - Capital Gains and Losses for Tax on Investment Income - Columns e - h

| (e) Gross sales price | (f) Depreciation allowed (or allowable) | (g) Cost or other basis plus expense of sale | (h) Gain or (loss) (e) plus (f) minus (g) |
|-----------------------|--|---|--|
| 100,000 | | 102,220 | -2,220 |
| 32,613 | | 13,101 | 19,512 |
| 250,000 | | 136,326 | 113,674 |
| 43,723 | | 675 | 43,048 |
| 55,832 | | 675 | 55,157 |
| 46,605 | | 40,000 | 6,605 |
| 106,023 | | 34,873 | 71,150 |
| 86,049 | | 28,675 | 57,374 |
| 83,160 | | 28,675 | 54,485 |
| 163,140 | | 12,740 | 150,400 |

Form 990PF Part IV - Capital Gains and Losses for Tax on Investment Income - Columns i - l

| Complete only for assets showing gain in column (h) and owned by the foundation on 12/31/69 | | | (l) Gains (Col. (h) gain minus col. (k), but not less than -0-) or Losses (from col.(h)) |
|---|--------------------------------------|---|--|
| (i) F.M.V. as of 12/31/69 | (j) Adjusted basis as of 12/31/69 | (k) Excess of col. (i) over col. (j), if any | |
| | | | -2,220 |
| | | | 19,512 |
| | | | 113,674 |
| | | | 43,048 |
| | | | 55,157 |
| | | | 6,605 |
| | | | 71,150 |
| | | | 57,374 |
| | | | 54,485 |
| | | | 150,400 |

| Form 990PF Part IV - Capital Gains and Losses for Tax on Investment Income - Columns a - d | | | |
|---|---|---|-------------------------------------|
| List and describe the kind(s) of property sold (e.g., real estate, (a) 2-story brick warehouse; or common stock, 200 shs. MLC Co.) | (b) How acquired P—Purchase D—Donation | (c) Date acquired (mo., day, yr.) | (d) Date sold (mo., day, yr.) |
| 300. UNION PACIFIC CORP | | 2003-02-06 | 2019-03-05 |
| 150000. US TREASURY N/B .875% 07/31/2019 | | 2016-02-23 | 2019-07-31 |
| 150000. US TREASURY N/B 1% 08/31/2019 | | 2018-09-10 | 2019-08-31 |
| 500. VERIZON COMMUNICATIONS | | 2002-11-07 | 2019-04-25 |
| 60000. VERIZON COMMUNICATIONS 3.5% 11/01/2021 | | 2015-11-23 | 2019-03-29 |
| 140000. VERIZON COMMUNICATIONS 3.5% 11/01/2021 | | 2015-11-23 | 2019-05-06 |
| 150000. WELLS FARGO & COMPANY 2.125% 04/22/2019 | | 2016-04-19 | 2019-04-22 |
| 250000. XILINX 2.125% 03/15/2019 | | 2015-01-12 | 2019-03-15 |
| 1000. EATON CORP PLC | | 2012-12-01 | 2019-12-31 |
| 250. CHUBB LIMITED | | 2016-01-15 | 2019-04-25 |

Form 990PF Part IV - Capital Gains and Losses for Tax on Investment Income - Columns e - h

| (e) Gross sales price | (f) Depreciation allowed (or allowable) | (g) Cost or other basis plus expense of sale | (h) Gain or (loss) (e) plus (f) minus (g) |
|-----------------------|--|---|--|
| 50,300 | | 4,237 | 46,063 |
| 150,000 | | 149,402 | 598 |
| 150,000 | | 147,809 | 2,191 |
| 28,249 | | 17,215 | 11,034 |
| 61,308 | | 61,716 | -408 |
| 143,133 | | 144,004 | -871 |
| 150,000 | | 152,840 | -2,840 |
| 250,000 | | 251,270 | -1,270 |
| 94,411 | | 48,815 | 45,596 |
| 35,276 | | 28,245 | 7,031 |

Form 990PF Part IV - Capital Gains and Losses for Tax on Investment Income - Columns i - l

| Complete only for assets showing gain in column (h) and owned by the foundation on 12/31/69 | | | (l) Gains (Col. (h) gain minus col. (k), but not less than -0-) or Losses (from col.(h)) |
|---|--------------------------------------|---|--|
| (i) F.M.V. as of 12/31/69 | (j) Adjusted basis as of 12/31/69 | (k) Excess of col. (i) over col. (j), if any | |
| | | | 46,063 |
| | | | 598 |
| | | | 2,191 |
| | | | 11,034 |
| | | | -408 |
| | | | -871 |
| | | | -2,840 |
| | | | -1,270 |
| | | | 45,596 |
| | | | 7,031 |

Form 990PF Part IV - Capital Gains and Losses for Tax on Investment Income - Columns a - d

| List and describe the kind(s) of property sold (e.g., real estate, (a) 2-story brick warehouse; or common stock, 200 shs. MLC Co.) | (b) How acquired P—Purchase D—Donation | (c) Date acquired (mo., day, yr.) | (d) Date sold (mo., day, yr.) |
|--|--|--|--|
| . SECURITIES LITIGATION PROCEEDS | | | 2019-02-08 |
| . SECURITIES LITIGATION PROCEEDS | | | 2019-09-04 |
| CAPITAL GAIN DIVIDENDS | P | | |

Form 990PF Part IV - Capital Gains and Losses for Tax on Investment Income - Columns e - h

| (e) Gross sales price | (f) Depreciation allowed (or allowable) | (g) Cost or other basis plus expense of sale | (h) Gain or (loss) (e) plus (f) minus (g) |
|------------------------------|---|--|---|
| 99 | | | 99 |
| 85 | | | 85 |
| | | | 90,695 |

Form 990PF Part IV - Capital Gains and Losses for Tax on Investment Income - Columns i - l

| Complete only for assets showing gain in column (h) and owned by the foundation on 12/31/69 | | | (l) Gains (Col. (h) gain minus col. (k), but not less than -0-) or Losses (from col.(h)) |
|---|---|--|---|
| (i) F.M.V. as of 12/31/69 | (j) Adjusted basis as of 12/31/69 | (k) Excess of col. (i) over col. (j), if any | |
| | | | 99 |
| | | | 85 |
| | | | |

| Form 990PF Part VIII Line 1 - List all officers, directors, trustees, foundation managers and their compensation | | | | |
|--|--|---|---|---------------------------------------|
| (a) Name and address | Title, and average hours per week (b) devoted to position | (c) Compensation (If not paid, enter -0-) | (d) Contributions to employee benefit plans and deferred compensation | Expense account, (e) other allowances |
| HUNTINGTON NATIONAL BANK | TRUSTEE 4 | 162,267 | | |
| PO Box 1558 Dept EA5W86 Columbus, OH 43216 | | | | |
| LAWRENCE R HOOVER | CHAIRPERSON 4 | 0 | | |
| 400 MARKET AVE N STE 210 CANTON, OH 44702 | | | | |
| TIMOTHY D SCHILTZ | COMMITTEE MEMBER 1 | 0 | | |
| 400 MARKET AVE N STE 210 CANTON, OH 44702 | | | | |
| CHARLES H HOOVER | COMMITTEE MEMBER 1 | 0 | | |
| 400 MARKET AVE N STE 210 CANTON, OH 44702 | | | | |
| TIMOTHY R HOOVER | COMMITTEE MEMBER 1 | 0 | | |
| 400 MARKET AVE N STE 210 CANTON, OH 44702 | | | | |
| TERRY A MOORE | COMMITTEE MEMBER 1 | 0 | | |
| 400 MARKET AVE N STE 210 CANTON, OH 44702 | | | | |

| Form 990PF Part XV Line 3 - Grants and Contributions Paid During the Year or Approved for Future Payment | | | | |
|--|---|--------------------------------|----------------------------------|-----------|
| Recipient | If recipient is an individual, show any relationship to any foundation manager or substantial contributor | Foundation status of recipient | Purpose of grant or contribution | Amount |
| Name and address (home or business) | | | | |
| a <i>Paid during the year</i> | | | | |
| AMERICAN HEART ASSOCIATION 4916 HILLS DALES RD CANTON, OH 44708 | NONE | PC | HEALTH/MEDICAL RESEARCH FOR | 10,000 |
| CHARACTER CORP 220 MARKET AVENUE S-STE 200 CANTON, OH 44702 | NONE | PC | PROVIDE FUNDS FOR WORKING | 10,000 |
| AMERICAN RED CROSS 521 MARKET AVENUE N CANTON, OH 44702 | NONE | PC | PROVIDE OPERATIONAL FUNDS | 20,000 |
| Total ▶ 3a | | | | 2,907,850 |

| Form 990PF Part XV Line 3 - Grants and Contributions Paid During the Year or Approved for Future Payment | | | | |
|--|---|--------------------------------|----------------------------------|-----------|
| Recipient | If recipient is an individual, show any relationship to any foundation manager or substantial contributor | Foundation status of recipient | Purpose of grant or contribution | Amount |
| Name and address (home or business) | | | | |
| a <i>Paid during the year</i> | | | | |
| AULTMAN HOSPITAL WOMEN'S BOARD 2600 - 6TH STREET SW CANTON, OH 44710 | NONE | PC | HEALTH/MEDICAL | 175,000 |
| NORTH CANTON COMMUNITY BUILDING200 SOUTH MAIN STREET NORTH CANTON, OH 44720 | NONE | PC | COMMUNITY SERVICES | 25,000 |
| CANTON STUDENT LOAN FOUNDATION4974 HIGBEE AVE NW 204 CANTON, OH 44718 | NONE | PC | EDUCATION | 10,000 |
| Total ▶ 3a | | | | 2,907,850 |

| Form 990PF Part XV Line 3 - Grants and Contributions Paid During the Year or Approved for Future Payment | | | | |
|--|---|--------------------------------|----------------------------------|-----------|
| Recipient | If recipient is an individual, show any relationship to any foundation manager or substantial contributor | Foundation status of recipient | Purpose of grant or contribution | Amount |
| Name and address (home or business) | | | | |
| a <i>Paid during the year</i> | | | | |
| NORTH CANTON CITY SCHOOLS 525 - 7TH STREET NE NORTH CANTON, OH 44720 | NONE | PC | EDUCATION | 250,000 |
| KENT STATE UNIVERSITY FOUNDATION PO BOX 5190 KENT, OH 44242 | NONE | PUBLIC | EDUCATION | 25,000 |
| McKINLEY PRESIDENTIAL MUSEUM & LIBRARY 800 MCKINLEY MONUMENT DR NW CANTON, OH 44708 | NONE | PC | OPERATIONAL SUPPORT OF | 50,000 |
| Total ► 3a | | | | 2,907,850 |

| Form 990PF Part XV Line 3 - Grants and Contributions Paid During the Year or Approved for Future Payment | | | | |
|--|---|--------------------------------|----------------------------------|-----------|
| Recipient | If recipient is an individual, show any relationship to any foundation manager or substantial contributor | Foundation status of recipient | Purpose of grant or contribution | Amount |
| Name and address (home or business) | | | | |
| a <i>Paid during the year</i> | | | | |
| GOODWILL INDUSTRIES 818 MULBERRY ROAD SE CANTON, OH 44707 | NONE | PC | HELPS THOSE SEEKING JOBS | 5,000 |
| STARK COUNTY YOUNG LIFE 2731 CLEVELAND AVE NW CANTON, OH 44709 | NONE | PC | FUNDS FOR ACTIVITIES | 20,000 |
| CANINES HELPING INDEPENDENT PEOPLE 2322 44TH ST NW CANTON, OH 44709 | NONE | EXEMPT | GENERAL | 7,500 |
| Total ▶ 3a | | | | 2,907,850 |

| Form 990PF Part XV Line 3 - Grants and Contributions Paid During the Year or Approved for Future Payment | | | | |
|--|---|--------------------------------|----------------------------------|-----------|
| Recipient | If recipient is an individual, show any relationship to any foundation manager or substantial contributor | Foundation status of recipient | Purpose of grant or contribution | Amount |
| Name and address (home or business) | | | | |
| a <i>Paid during the year</i> | | | | |
| ALLIANCE AREA HABITAT FOR HUMANITY 470 E BROADWAY ST ALLIANCE, OH 44601 | NONE | EXEMPT | GENERAL | 50,000 |
| ACCESS HEALTH CARE STARK COUNTY 408 NINTH ST SW CANTON, OH 44707 | NONE | PC | GENERAL SUPPORT | 25,000 |
| THE WAY OUT PRISON MINISTRY PO BOX 784 UNIONTOWN, OH 44685 | NONE | PC | SUPPORT IN MINISTERING TO | 7,420 |
| Total ▶ 3a | | | | 2,907,850 |

| Form 990PF Part XV Line 3 - Grants and Contributions Paid During the Year or Approved for Future Payment | | | | |
|--|---|--------------------------------|----------------------------------|-----------|
| Recipient | If recipient is an individual, show any relationship to any foundation manager or substantial contributor | Foundation status of recipient | Purpose of grant or contribution | Amount |
| Name and address (home or business) | | | | |
| a <i>Paid during the year</i> | | | | |
| REFUGE OF HOPE405 3RD ST NE CANTON, OH 44702 | NONE | PC | SUPPORT OF PROGRAM | 80,000 |
| EXPONENT PHILANTHROPY 1720 N ST NW WASHINGTON, DC 20036 | NONE | PC | SUPPORT OF PROGRAMS | 750 |
| HERITAGE CHRISTIAN SCHOOL 2107 6TH ST SW CANTON, OH 44706 | NONE | PC | SUPPORT OF SCHOOL | 29,000 |
| Total ▶ 3a | | | | 2,907,850 |

| Form 990PF Part XV Line 3 - Grants and Contributions Paid During the Year or Approved for Future Payment | | | | |
|--|---|--------------------------------|----------------------------------|-----------|
| Recipient | If recipient is an individual, show any relationship to any foundation manager or substantial contributor | Foundation status of recipient | Purpose of grant or contribution | Amount |
| Name and address (home or business) | | | | |
| a <i>Paid during the year</i> | | | | |
| MERCY SERVICE LEAGUE 1320 MERCY DR CANTON, OH 44718 | NONE | SOUNK | SUPPORT OF PROGRAMS | 25,000 |
| STARK STATE COLLEGE FOUNDATION 6200 FRANK AVE NW NORTH CANTON, OH 44720 | NONE | PC | SUPPORT OF COLLEGE | 10,000 |
| LEADERSHIP STARK COUNTY 222 MARKET AVE N CANTON, OH 44702 | NONE | PC | GENERAL SUPPORT | 10,000 |
| Total ▶ 3a | | | | 2,907,850 |

| Form 990PF Part XV Line 3 - Grants and Contributions Paid During the Year or Approved for Future Payment | | | | |
|--|---|--------------------------------|----------------------------------|-----------|
| Recipient | If recipient is an individual, show any relationship to any foundation manager or substantial contributor | Foundation status of recipient | Purpose of grant or contribution | Amount |
| Name and address (home or business) | | | | |
| a <i>Paid during the year</i> | | | | |
| CANTON EX-NEWSBOYS ASSOC 408 9TH ST SW CANTON, OH 44707 | NONE | PC | GENERAL SUPPORT | 5,000 |
| TOMTOD IDEAS715 MARKET AVE N Canton, OH 44702 | NONE | PC | GENERAL SUPPORT | 10,000 |
| YMCA OF WESTERN STARK COUNTY 131 TREMONT AVE SE Massillon, OH 44646 | NONE | PC | GENERAL SUPPORT | 20,000 |
| Total ▶ 3a | | | | 2,907,850 |

| Form 990PF Part XV Line 3 - Grants and Contributions Paid During the Year or Approved for Future Payment | | | | |
|--|---|--------------------------------|----------------------------------|-----------|
| Recipient | If recipient is an individual, show any relationship to any foundation manager or substantial contributor | Foundation status of recipient | Purpose of grant or contribution | Amount |
| Name and address (home or business) | | | | |
| a <i>Paid during the year</i> | | | | |
| AKRON CHILDREN'S HOSPITAL FOUNDATION ONE PERKINS SQUARE AKRON, OH 44308 | NONE | PC | SUPPORT PROGRAMS | 50,000 |
| WARRIOR BEAT RYTHM & WELLNESS CENTER 318 CHERRY ST NE CANTON, OH 44702 | NONE | PC | GENERAL SUPPORT | 6,000 |
| MERCERSBURG ACADEMY 100 ACADEMY DRIVE MERCERSBURG, PA 17236 | NONE | PC | EDUCATION | 1,000 |
| Total ▶ 3a | | | | 2,907,850 |

| Form 990PF Part XV Line 3 - Grants and Contributions Paid During the Year or Approved for Future Payment | | | | |
|--|---|--------------------------------|----------------------------------|-----------|
| Recipient | If recipient is an individual, show any relationship to any foundation manager or substantial contributor | Foundation status of recipient | Purpose of grant or contribution | Amount |
| Name and address (home or business) | | | | |
| a <i>Paid during the year</i> | | | | |
| CITY OF NORTH CANTON 145 N MAIN STREET NORTH CANTON, OH 44720 | NONE | PUBLIC | COMMUNITY EDUCATION | 125,000 |
| MASSACHUSETTS INSTITUTE OF TECHNOLOGY 77 MASSACHUSETTS AVE CAMBRIDGE, ME 02139 | NONE | PC | EDUCATIONAL SCHOLARSHIPS | 1,000 |
| UNITED WAY OF GREATER STARK COUNTY 220 MARKET AVE S CANTON, OH 44702 | NONE | PC | PROVIDE SUPPORT TO | 320,000 |
| Total ▶ 3a | | | | 2,907,850 |

Form 990PF Part XV Line 3 - Grants and Contributions Paid During the Year or Approved for Future Payment

| Recipient | If recipient is an individual, show any relationship to any foundation manager or substantial contributor | Foundation status of recipient | Purpose of grant or contribution | Amount |
|---|--|--------------------------------------|-------------------------------------|-----------|
| Name and address (home or business) | | | | |
| a <i>Paid during the year</i> | | | | |
| GREATER STARK COUNTY URBAN LEAGUE 1400 SHERRICK RD SE CANTON, OH 44707 | NONE | PC | GENERAL SUPPORT | 15,000 |
| THE ABCD INC1225 GROSS AVENUE NE CANTON, OH 44705 | NONE | PC | COMMUNITY SERVICES/REDUCE | 5,000 |
| MERCYHURT UNIVERSITY501 E 38TH ST ERIE, PA 16546 | NONE | PC | PROMOTE EDUCATION | 2,000 |
| Total ▶ 3a | | | | 2,907,850 |

| Form 990PF Part XV Line 3 - Grants and Contributions Paid During the Year or Approved for Future Payment | | | | |
|--|---|--------------------------------|----------------------------------|-----------|
| Recipient | If recipient is an individual, show any relationship to any foundation manager or substantial contributor | Foundation status of recipient | Purpose of grant or contribution | Amount |
| Name and address (home or business) | | | | |
| a <i>Paid during the year</i> | | | | |
| Castle Crusaders200 GLAMORGAN ST Alliance, OH 44601 | NONE | PC | GENERAL SUPPORT | 50,000 |
| VOYAGER PROGRAM 220 MARKET AVE S STE 200 CANTON, OH 44702 | NONE | PC | PROVIDE AFTER SCHOOL | 15,000 |
| DENISON UNIVERSITYP O BOX 740 GRANVILLE, OH 43023 | NONE | PC | PROMOTE EDUCATION | 500 |
| Total ▶ 3a | | | | 2,907,850 |

| Form 990PF Part XV Line 3 - Grants and Contributions Paid During the Year or Approved for Future Payment | | | | |
|--|---|--------------------------------|----------------------------------|-----------|
| Recipient | If recipient is an individual, show any relationship to any foundation manager or substantial contributor | Foundation status of recipient | Purpose of grant or contribution | Amount |
| Name and address (home or business) | | | | |
| a <i>Paid during the year</i> | | | | |
| MUSKINGUM COLLEGE 163 STORMONT STREET NEW CONCORD, OH 43762 | NONE | PC | EDUCATION | 20,600 |
| OHIO FOUNDATION OF INDEPENDENT 250 E BROAD STREET COLUMBUS, OH 43215 | NONE | PC | FUNDS FOR COLLEGES AND | 65,000 |
| YMCA OF CENTRAL STARK COUNTY 405 - 2ND STREET NW CANTON, OH 44702 | NONE | PC | PROMOTE HEALTH, VALUES AND | 67,000 |
| Total ▶ 3a | | | | 2,907,850 |

| Form 990PF Part XV Line 3 - Grants and Contributions Paid During the Year or Approved for Future Payment | | | | |
|--|---|--------------------------------|----------------------------------|-----------|
| Recipient | If recipient is an individual, show any relationship to any foundation manager or substantial contributor | Foundation status of recipient | Purpose of grant or contribution | Amount |
| Name and address (home or business) | | | | |
| a <i>Paid during the year</i> | | | | |
| EARLY CHILDHOOD RESOURCE CENTER3114 CLEVELAND AVENUE NW CANTON, OH 44709 | NONE | PC | ASSIST IN IMPROVING THE | 50,000 |
| BUCKEYE COUNCIL BOY SCOUTS 2301 13TH STREET NW CANTON, OH 44708 | NONE | PC | FUNDS FOR ACTIVITIES AND | 50,000 |
| COLLEGE OF WOOSTER 625 WEBER AVENUE WOOSTER, OH 44691 | NONE | PC | PROMOTE EDUCATION | 2,500 |
| Total ▶ 3a | | | | 2,907,850 |

| Form 990PF Part XV Line 3 - Grants and Contributions Paid During the Year or Approved for Future Payment | | | | |
|--|---|--------------------------------|----------------------------------|-----------|
| Recipient | If recipient is an individual, show any relationship to any foundation manager or substantial contributor | Foundation status of recipient | Purpose of grant or contribution | Amount |
| Name and address (home or business) | | | | |
| a <i>Paid during the year</i> | | | | |
| WESTERN RESERVE HISTORICAL SOCIETY10825 EAST BOULEVARD CLEVELAND, OH 44106 | NONE | PC | COMMUNITY SERVICES | 5,000 |
| GIRL SCOUTS OF NORTH EAST OHIO 1010 APPLGROVE ST NW NORTH CANTON, OH 44720 | NONE | PC | COMMUNITY SERVICE | 12,000 |
| CANTON MUSEUM OF ART 1001 MARKET AVE N CANTON, OH 44702 | NONE | PC | SUPPORT ART, CULTURE AND | 65,000 |
| Total ▶ 3a | | | | 2,907,850 |

| Form 990PF Part XV Line 3 - Grants and Contributions Paid During the Year or Approved for Future Payment | | | | |
|--|---|--------------------------------|----------------------------------|-----------|
| Recipient | If recipient is an individual, show any relationship to any foundation manager or substantial contributor | Foundation status of recipient | Purpose of grant or contribution | Amount |
| Name and address (home or business) | | | | |
| a <i>Paid during the year</i> | | | | |
| MALONE UNIVERSITY 515 - 25TH STREET NW CANTON, OH 44709 | NONE | PC - SCHOOL | EDUCATION | 24,500 |
| WALSH UNIVERSITY 2020 E MAPLE STREET NORTH CANTON, OH 44720 | NONE | PC - SCHOOL | EDUCATIONAL SCHOLARSHIPS | 22,500 |
| HARTVILLE MIGRANT COUNCIL PO BOX 682 HARTVILLE, OH 44632 | NONE | PC | ASSIST MIGRANT WORKERS | 10,000 |
| Total ▶ 3a | | | | 2,907,850 |

| Form 990PF Part XV Line 3 - Grants and Contributions Paid During the Year or Approved for Future Payment | | | | |
|--|---|--------------------------------|----------------------------------|-----------|
| Recipient | If recipient is an individual, show any relationship to any foundation manager or substantial contributor | Foundation status of recipient | Purpose of grant or contribution | Amount |
| Name and address (home or business) | | | | |
| a <i>Paid during the year</i> | | | | |
| OHIO OUTDOOR HISTORICAL DRAMA ASSOCPO BOX 450 NEW PHILADELPHIA, OH 44663 | NONE | PC | PROVIDE THEATRICAL | 5,000 |
| CANTON CHRISTIAN HOME 2550 CLEVELAND AVE NW CANTON, OH 44709 | NONE | PC | ASSIST LIVING AND NURSING | 5,000 |
| NORTH CANTON PLAYHOUSE 525 7TH STREET NE NORTH CANTON, OH 44720 | NONE | PC | PROVIDE ENTERTAINMENT, | 122,500 |
| Total ▶ 3a | | | | 2,907,850 |

| Form 990PF Part XV Line 3 - Grants and Contributions Paid During the Year or Approved for Future Payment | | | | |
|--|---|--------------------------------|----------------------------------|-----------|
| Recipient | If recipient is an individual, show any relationship to any foundation manager or substantial contributor | Foundation status of recipient | Purpose of grant or contribution | Amount |
| Name and address (home or business) | | | | |
| a <i>Paid during the year</i> | | | | |
| CANTON PALACE THEATRE 605 MARKET AVE N CANTON, OH 44702 | NONE | PC | FUNDS FOR OPERATIONS OF | 50,000 |
| JRC LEARNING CENTER AKA J R COLEMAN FAMILY SERVICES CORP 1731 GRACE AVE NE CANTON, OH 44705 | NONE | PC | SUPPORT OF PROGRAMS IN | 155,000 |
| AKRON-CANTON REGIONAL FOODBANK350 OPPORTUNITY PARKWAY AKRON, OH 44307 | NONE | PC | ASSIST WITH FEEDING PEOPLE | 17,500 |
| Total ▶ 3a | | | | 2,907,850 |

| Form 990PF Part XV Line 3 - Grants and Contributions Paid During the Year or Approved for Future Payment | | | | |
|--|---|--------------------------------|----------------------------------|-----------|
| Recipient | If recipient is an individual, show any relationship to any foundation manager or substantial contributor | Foundation status of recipient | Purpose of grant or contribution | Amount |
| Name and address (home or business) | | | | |
| a <i>Paid during the year</i> | | | | |
| NORTH COAST COMMUNITY HOMES14221 BROADWAY AVENUE CLEVELAND, OH 441251953 | NONE | PC | COMMUNITY SERVICES | 10,000 |
| STARK DEVELOPMENT BOARD 116 CLEVELAND AVENUE NW CANTON, OH 44702 | NONE | PC | SUPPORT STARK CO AREA NEW | 40,000 |
| BLUECOATS DRUM & BUGLE CORPS PO BOX 2733 NORTH CANTON, OH 44720 | NONE | PC | FUNDS FOR YOUTH ACTIVITIES | 7,500 |
| Total ▶ 3a | | | | 2,907,850 |

| Form 990PF Part XV Line 3 - Grants and Contributions Paid During the Year or Approved for Future Payment | | | | |
|--|---|--------------------------------|----------------------------------|-----------|
| Recipient | If recipient is an individual, show any relationship to any foundation manager or substantial contributor | Foundation status of recipient | Purpose of grant or contribution | Amount |
| Name and address (home or business) | | | | |
| a <i>Paid during the year</i> | | | | |
| STARK EDUCATION PARTNERSHIP 400 MARKET AVE N CANTON, OH 44702 | NONE | PC | ASSIST STUDENTS IN HIGHER | 60,000 |
| STARK SOCIAL WORKERS NETWORK 1221 HARRISON RD NE CANTON, OH 44705 | NONE | PC | COMMUNITY SERVICES | 20,000 |
| WE ARE TROUBLED ON EVERY SIDE OUT REACH PROGRAM 1225 GROSS AVE NE CANTON, OH 44705 | NONE | PC | FUNDING COMMUNITY SERVICES | 10,000 |
| Total ▶ 3a | | | | 2,907,850 |

| Form 990PF Part XV Line 3 - Grants and Contributions Paid During the Year or Approved for Future Payment | | | | |
|--|---|--------------------------------|----------------------------------|-----------|
| Recipient | If recipient is an individual, show any relationship to any foundation manager or substantial contributor | Foundation status of recipient | Purpose of grant or contribution | Amount |
| Name and address (home or business) | | | | |
| a <i>Paid during the year</i> | | | | |
| A COMMUNITY CHRISTMAS P O BOX 20050 CANTON, OH 44701 | NONE | PC | FUNDING FOR CHRISTMAS GIFTS | 5,000 |
| Fellowship Baptist Church 3741 FOHL ST SW CANTON, OH 44705 | NONE | PC | FUNDING PUBLIC CHURCHES | 2,580 |
| STUMP HILL FARM6633 KLINK ST MASSILLON, OH 44646 | NONE | PC | ASSIST WITH REHABILITATION | 48,200 |
| Total ▶ 3a | | | | 2,907,850 |


| Form 990PF Part XV Line 3 - Grants and Contributions Paid During the Year or Approved for Future Payment | | | | |
|--|---|--------------------------------|----------------------------------|-----------|
| Recipient | If recipient is an individual, show any relationship to any foundation manager or substantial contributor | Foundation status of recipient | Purpose of grant or contribution | Amount |
| Name and address (home or business) | | | | |
| a <i>Paid during the year</i> | | | | |
| HEARTBEATS TO THE CITY 1355 MARKET AVE CANTON, OH 44707 | NONE | PC | MENTORING/TUTORING | 20,000 |
| TEAM NEO FOUNDATION 1111 SUPERIOR AVENUE CLEVELAND, OH 44114 | NONE | PC | SUPPORT OF PROGRAMS FOR | 10,000 |
| PROJECT REBUILD406 SHORB AVE NW CANTON, OH 44703 | NONE | PC | HELP AT-RISK YOUTH TO GAIN | 7,500 |
| Total ▶ 3a | | | | 2,907,850 |

| Form 990PF Part XV Line 3 - Grants and Contributions Paid During the Year or Approved for Future Payment | | | | |
|--|---|--------------------------------|----------------------------------|-----------|
| Recipient | If recipient is an individual, show any relationship to any foundation manager or substantial contributor | Foundation status of recipient | Purpose of grant or contribution | Amount |
| Name and address (home or business) | | | | |
| a <i>Paid during the year</i> | | | | |
| HAMMER & NAILS INC HAMMER & NAILS INC1407 7TH ST NW CANTON, OH 44703 | NONE | PC | COMMUNITY SERVICE | 12,000 |
| TURNING POINT OF STARK COUNTY1221 HARRISON RD NE CANTON, OH 44705 | NONE | PC | FUNDS FOR ASSISTING WITH | 20,000 |
| CANTON SYMPHONY ORCHESTRA 1001 MARKET AVENUE N CANTON, OH 44702 | NONE | PC | SUPPORT OF SYMPHONY | 50,000 |
| Total ▶ 3a | | | | 2,907,850 |

| Form 990PF Part XV Line 3 - Grants and Contributions Paid During the Year or Approved for Future Payment | | | | |
|--|---|--------------------------------|----------------------------------|-----------|
| Recipient | If recipient is an individual, show any relationship to any foundation manager or substantial contributor | Foundation status of recipient | Purpose of grant or contribution | Amount |
| Name and address (home or business) | | | | |
| a <i>Paid during the year</i> | | | | |
| NORTH CANTON LITTLE LEAGUE 3701 OAK GLEN CIR NW NORTH CANTON, OH 44720 | NONE | PC | FUNDING YOUTH RECREATIONAL | 35,000 |
| YOUNGSTOWN STATE UNIVERSITY FOUNDATION 655 WICK AVENUE YOUNGSTOWN, OH 44502 | NONE | PC | FUNDS FOR SCHOLARSHIPS AND | 8,000 |
| ARTS IN STARK1001 MARKET AVENUE CANTON, OH 44702 | NONE | PC | SUPPORT EDUCATION, NEW JOBS | 205,000 |
| Total ▶ 3a | | | | 2,907,850 |

| Form 990PF Part XV Line 3 - Grants and Contributions Paid During the Year or Approved for Future Payment | | | | |
|--|---|--------------------------------|----------------------------------|-----------|
| Recipient | If recipient is an individual, show any relationship to any foundation manager or substantial contributor | Foundation status of recipient | Purpose of grant or contribution | Amount |
| Name and address (home or business) | | | | |
| a <i>Paid during the year</i> | | | | |
| CULVER EDUCATIONAL FOUNDATION1300 ACADEMY RD CULVER, IN 46511291 | NONE | PC | EDUCATION | 7,500 |
| FELLOWSHIP OF CHRISTIAN ATHLETES 8701 LEEDS ROAD KANSAS CITY, MO 64129 | NONE | PC | SUPPORT OF PROGRAMS | 10,000 |
| COMMUNITY BUILDING PARTNERSHIP 400 MARKET AVE N CANTON, OH 44702 | NONE | PC | COMMUNITY SERVICE | 50,000 |
| Total ▶ 3a | | | | 2,907,850 |

| Form 990PF Part XV Line 3 - Grants and Contributions Paid During the Year or Approved for Future Payment | | | | |
|--|---|--------------------------------|----------------------------------|-----------|
| Recipient | If recipient is an individual, show any relationship to any foundation manager or substantial contributor | Foundation status of recipient | Purpose of grant or contribution | Amount |
| Name and address (home or business) | | | | |
| a Paid during the year | | | | |
| EN-RICH-MENT 4110 MEADOWVIEW DR NW CANTON, OH 44718 | NONE | PC | SUPPORT OF LOCAL SYMPHONY | 25,000 |
| THE LEGACY PROJECT OF STARK PO BOX 36747 CANTON, OH 44735 | NONE | PC | COMMUNITY SERVICE | 15,000 |
| CANTON REGIONAL SCORE CHAPTER 6000 FRANK AVE NW NORTH CANTON, OH 44720 | NONE | PC | ENCOURAGE GROWTH & SUCCESS | 10,000 |
| Total ▶ 3a | | | | 2,907,850 |

| Form 990PF Part XV Line 3 - Grants and Contributions Paid During the Year or Approved for Future Payment | | | | |
|--|---|--------------------------------|----------------------------------|-----------|
| Recipient | If recipient is an individual, show any relationship to any foundation manager or substantial contributor | Foundation status of recipient | Purpose of grant or contribution | Amount |
| Name and address (home or business) | | | | |
| a <i>Paid during the year</i> | | | | |
| VANDERBILT UNIVERSITY 2201 WEST END AVENUE NASHVILLE, TN 37240 | NONE | PC - SCHOOL | EDUCATIONAL SCHOLARSHIPS | 300 |
| Total  3a | | | | 2,907,850 |

TY 2019 Accounting Fees Schedule**Name:** HOOVER FOUNDATION INCOME ACCOUNT**EIN:** 34-6510994

| Category | Amount | Net Investment Income | Adjusted Net Income | Disbursements for Charitable Purposes |
|--------------------------------|--------|--------------------------|------------------------|---|
| TAX PREPARATION FEE (NON-ALLOC | 1,200 | 600 | | 600 |

TY 2019 Explanation of Non-Filing with Attorney General Statement

Name: HOOVER FOUNDATION INCOME ACCOUNT

EIN: 34-6510994

Statement:

The Ohio Attorney General requires that charitable organizations operating or organized within the State submit an annual registration through an online portal that highlights key information from the Form 990-PF for public disclosure purposes. The Trust completes this registration as required in lieu of furnishing a copy of its Form 990-PF to comply with the specific reporting instructions of the State of Ohio.

TY 2019 Investments Corporate Bonds Schedule

Name: HOOVER FOUNDATION INCOME ACCOUNT

EIN: 34-6510994

Investments Corporate Bonds Schedule

| Name of Bond | End of Year Book Value | End of Year Fair Market Value |
|--------------------------------|------------------------|-------------------------------|
| BANK OF NY MELLON 2.2% 5-15-19 | | |
| BANK NOVA SCOTIA NY 2.8% 7-21- | 152,226 | 152,090 |
| CISCO SYSTEMS 2.125% 3-1-19 | | |
| COLGATE PALMOLIVE 2.3% 5-3-22 | 100,350 | 101,458 |
| CRANE CO 2.75% 12/15/18 | | |
| JDEERE CAP CORP 1.95% 12/13/18 | 196,756 | 199,981 |
| EMERSON ELEC CO 2.625% 12-1-21 | 175,525 | 177,921 |
| FFCB 3.375% 12-27-18 | | |
| FNMA 1.2% 4-17-19 | | |
| FNMA 1.35% 6-26-20 | 149,925 | 149,804 |
| GOLDMAN SACHS 2.55% 10-23-19 | | |
| HCP INC 2.625% 2-1-20 | | |
| HOME DEPOT 2.7% 4-1-23 | 92,837 | 102,399 |
| I SHARES TIPS BOND | 202,020 | 233,140 |
| MANUF & TRADERS TR 2.25% 7-25- | | |
| MERCK & CO 2.35% 2-10-22 | 149,342 | 151,850 |
| MICROSOFT 1-2008 27.51.85% 2-1 | 101,041 | 100,002 |
| MOTOROLA SOLUTIONS 3.5% 9-1-21 | | |
| PEPSICO INC 2.75% 3-1-23 | 99,952 | 102,686 |
| RALPH LAUREN CORP 2.125% 9-26- | | |

Investments Corporate Bonds Schedule

| Name of Bond | End of Year Book Value | End of Year Fair Market Value |
|--------------------------------|-------------------------------|--------------------------------------|
| ROYAL BK OF CANADA 2.15% 3-6-2 | 149,942 | 149,665 |
| STARBUCKS CORP 2% 12-5-18 | | |
| TENNESSEE VALLEY AUTH 1.75% 10 | | |
| WISCONSIN ELECTRIC PWR 2.95% 9 | 153,356 | 152,211 |
| XILINX 2.125% 3-15-19 | | |
| AT&T INC 3% 2/15/22 | | |
| ABBOTT LABS 2.55% 3/15/22 | 100,460 | 101,625 |
| AMGEN INC 3.875% 11/15/21 | 210,770 | 206,304 |
| ANHEUSER-BUSCH INEV WOR 2.5% 7 | | |
| APPLE INC 2.85% 5/6/21 | 252,078 | 253,823 |
| AUTOZONE INC 4% 11/15/20 | 212,502 | 202,872 |
| CVS HEALTH CORP 3.5% 7/20/22 | 205,492 | 206,435 |
| CAPITAL ONE NS 2.95% 7/23/21 | 300,965 | 304,187 |
| CATERPILLAR FINL SVCS 2.55 11/ | 150,816 | 150,651 |
| CHEVRON CORP 2.427% 6/24/20 | 151,205 | 150,307 |
| COSTCO WHOLESALE CORP 1.75% 2/ | 100,027 | 100,001 |
| DOMINION GAS HLDGS LLC 2.8% 11 | 150,362 | 150,973 |
| EXXON MOBIL CORP 1.819% 3/15/1 | | |
| FIFTH THIRD BANCORP 3.5% 3/15/ | 154,115 | 154,513 |
| GENERAL ELEC CAP CORP 4.375% 9 | | |

Investments Corporate Bonds Schedule

| Name of Bond | End of Year Book Value | End of Year Fair Market Value |
|--------------------------------|------------------------|-------------------------------|
| GOLDMAN SACHS GRP 1.6386% 10/2 | | |
| INTEL CORP 3.3% 10/1/21 | 209,702 | 205,141 |
| ISHARES MBS ETF | 492,098 | 486,270 |
| JPMORGAN CHASE 3.25% 9/23/22 | 202,376 | 206,700 |
| JOHNSON & JOHNSON 1.85% 12/5/1 | | |
| ELI LILLY & CO 1.95% 3/15/19 | | |
| LOWES COM INC 3.12% 4/15/22 | 154,416 | 153,525 |
| MARSH & MCLENNAN COS INC 2.35% | 101,264 | 100,077 |
| MCDONALDS CORP 2.625% 1/15/22 | 101,662 | 101,350 |
| MORGAN STANLEY V/R 2.51446% | 100,580 | 100,077 |
| ORACLE CORP 2.375% 1/15/19 | | |
| PHILIP MORRIS INTL 2.9% 11/15/ | 102,702 | 101,912 |
| PRAXAIR INC 3% 9/1/21 | 155,633 | 152,734 |
| PROGRESS ENERGY INC 4.4% 1/15/ | 159,257 | 152,536 |
| SHELL INTL FINANCE 2.25% 11/10 | 149,372 | 150,489 |
| TOYOTA MOTOR CREDIT 2.75% 5/1 | 253,408 | 252,919 |
| UNITEDHEALTH GROUP INC 2.875% | 102,642 | 102,303 |
| VERIZON COMMUNICATIONS 3.5% 11 | | |
| WAL-MART STORES INC 1.95% 12/1 | | |
| WELLS FARGO & CO 3.5% 3/8/22 | 207,844 | 206,133 |

Investments Corporate Bonds Schedule

| Name of Bond | End of Year Book Value | End of Year Fair Market Value |
|--------------------------------|------------------------|-------------------------------|
| AT&T 2.45% 6-30-20 | 49,642 | 50,137 |
| AMAZON.COM 3.3% 12-5-21 | 101,606 | 102,804 |
| JP MORGAN CHASE & CO 2.55% | 152,171 | 150,494 |
| FHLB 2.125% 6/10/22 | 103,269 | 101,134 |
| FHLMC 2% 6/19/23 | 101,690 | 101,159 |
| FHLMC 1/35% 4/28/20 | 150,000 | 149,867 |
| FNMA 1.375% 2/26/21 | 149,830 | 149,618 |
| INTERCONTINENTAL EXCHANGE 2.75 | 154,361 | 150,941 |
| ORACLE CORP 2.8% | 157,305 | 152,154 |
| WELLS FARGO & CO 2.125% | | |
| BB&T CORP SER MTN | | |
| APPLE INC 2.4% 5/3/23 | 149,315 | 152,436 |
| FREDDIE MAC SERIES 2% | 150,075 | 150,040 |
| FRANKLIN RESOURCES 2.8% 9/15/2 | 152,198 | 153,889 |
| INTEL CORP 2.7% 12/15/22 | 203,932 | 204,860 |
| IBM CORP 2.875% 11/9/22 | 153,788 | 153,833 |
| PRECISION CASTPARTS CORP 2.5% | 150,687 | 152,626 |
| ROSS STORES INC 3.375% | 154,601 | 156,249 |
| PUBLIC SERVICE CO OF COLO 2.25 | 97,385 | 100,736 |
| MORGAN STANLEY SERIES MTN 6.2% | 198,524 | 202,245 |

Investments Corporate Bonds Schedule

| Name of Bond | End of Year Book Value | End of Year Fair Market Value |
|--------------------------------|------------------------|-------------------------------|
| COSTCO WHOLESALE CORP 2.15% | 150,576 | 150,700 |
| AFLAC INC 3.625% 11-15-24 | 99,424 | 106,880 |
| AMGEN INC 3.625% 5-15-22 | 151,181 | 155,123 |
| APPLIED MATERIALS INC 2.625% | 148,803 | 150,779 |
| BANK OF AMERICA CORP 4% | 101,686 | 107,031 |
| BIOGEN INC 3.625% 9-15-22 | 99,900 | 104,036 |
| CA UNC 3.6% 8/15/22 | 99,296 | 102,265 |
| CAPITAL ONE FINANCIAL 3.5& | 97,855 | 103,787 |
| CATERPILLAR FINL SVCS CORP | | |
| CELGENE CORP 2.75% | | |
| CITIBANK NA 1.85% | | |
| COMERICA INC 3.7% | 100,586 | 104,964 |
| DISCOVER BANK 3.35% | 148,733 | 154,425 |
| EBAY INC 3.8% 3-9-22 | 152,550 | 155,011 |
| ELECTRONIC ARTS INC 3.7% | 152,198 | 152,610 |
| ENTERPRISE PRODUCTS OPER 3.35% | 149,663 | 155,021 |
| KEYCORP SERIES MTN 2.9% | 149,217 | 150,895 |
| MICROSOFT CORP 1.85% | 150,288 | 150,002 |
| MORGAN STANLEY 3.7% | 149,600 | 158,892 |
| TEXTRON INC 3.65% 3-1-21 | 150,968 | 152,846 |

Investments Corporate Bonds Schedule

| Name of Bond | End of Year Book Value | End of Year Fair Market Value |
|--------------------------------|-------------------------------|--------------------------------------|
| CITIGROUP INC 2.7% 3-30-21 | 200,172 | 201,444 |
| VISA INC 2.8% 12-14-22 | | |
| AVALONBAY COMMUNITIES INC SERI | 102,270 | 102,107 |
| BANK OF NY MELLON CORP SERIES | 104,949 | 104,812 |
| BRISTOL-MYERS SQUIBB CO PRIVAT | 97,893 | 101,595 |
| CARLISLE COS INC 3.5% 12/01/20 | 103,237 | 103,777 |
| CITIGROUP INC 2.9% 12/08/2021- | 101,697 | 101,487 |
| EVERSOURCE ENERGY SERIES L 2.9 | 102,000 | 101,983 |
| JB HUNT TRANS SVCS 3.3% 08/15/ | 150,005 | 154,299 |
| BERKSHIRE HATHAWAY ENERG 3.75% | 105,890 | 105,545 |
| NVR INC 3.95% 09/15/2022 | 156,773 | 156,326 |
| NEXTERA ENERGY CAPITAL 3.625% | 99,781 | 103,984 |
| NUCOR CORP 4% 08/01/2023-2023 | 101,592 | 105,799 |
| PAYPAL HOLDINGS INC 2.4% 10/01 | 151,035 | 151,458 |
| XCEL ENERGY INC 2.6% 03/15/202 | 99,320 | 101,138 |
| AMERICAN EXPRESS 2.5% 08/01/20 | 196,228 | 202,221 |
| PUBLIC SERVICE ENTERPRISE GP 2 | 98,157 | 99,871 |
| UNITEDHEALTH GROUP INC 2.875% | 203,022 | 203,863 |
| VISA INC 2.8% 12/14/2022-2022 | 201,730 | 205,497 |
| IBM CREDIT LLC 2.65% 02/05/202 | 199,240 | 201,514 |

Investments Corporate Bonds Schedule

| Name of Bond | End of Year Book Value | End of Year Fair Market Value |
|-----------------------|-------------------------------|--------------------------------------|
| ISHARES TIPS BOND ETF | 402,880 | 466,280 |

TY 2019 Investments Corporate Stock Schedule

Name: HOOVER FOUNDATION INCOME ACCOUNT
EIN: 34-6510994

Investments Corporation Stock Schedule

| Name of Stock | End of Year Book Value | End of Year Fair Market Value |
|--------------------------------|------------------------|-------------------------------|
| AT&T INC | | |
| ABBOT LABORATORIES | 35,796 | 130,290 |
| ABBVIE INC | | |
| ADOBE SYSTEMS INC | 17,820 | 494,715 |
| ALPHABET INC CL C | 132,913 | 401,106 |
| AMERICAN CENTURY HERITAGE | | |
| APPLE INC | 170,615 | 1,115,870 |
| ARTISAN INTL VALUE FD INVEST C | 500,000 | 545,059 |
| BAXTER INTL INC | 67,118 | 209,050 |
| BECTON DICKINSON | 77,099 | 271,970 |
| BERKSHIRE HATHAWAY INC CL B | 104,208 | 169,875 |
| BLACKROCK INC | 79,398 | 125,675 |
| CVS HEALTH CORP | | |
| CATERPILLAR INC | 11,179 | 295,360 |
| CHUBB CORP W/1 RT/SH | 111,080 | 155,660 |
| CHURCH & DWIGHT | | |
| CISCO SYSTEMS | 273,153 | 623,480 |
| COCOA COLA CO | | |
| COGNIZANT TECH SOLUTIONS | | |
| COLGATE PALMOLIVE | | |
| COMCAST CORP CL A | 111,024 | 112,425 |
| COSTCO WHOLESALE CORP | 102,320 | 293,920 |
| DFA EMERG MKTS CORE EQTY PORT | | |
| DFA US SM CAP VALUE PORT | | |
| DEERE & CO | 40,255 | 173,260 |
| WALT DISNEY CO | 100,410 | 549,594 |
| DOMINION RESOURCES INC | | |
| DUKE ENERGY CORP | 47,110 | 91,210 |
| EATON VANCE ATLANTA | 500,000 | 797,538 |
| EXXON MOBIL CORP | 103,138 | 307,032 |

Investments Corporation Stock Schedule

| Name of Stock | End of Year Book Value | End of Year Fair Market Value |
|--------------------------------|------------------------|-------------------------------|
| FACEBOOK INC A | 122,289 | 256,563 |
| FEDEX CORP | | |
| GILEAD SCIENCES INC | | |
| GOLDMAN SACHS | | |
| HALLIBURTON CO | | |
| INTEL CORP | 85,976 | 658,350 |
| INTERNATIONAL PAPER CO | | |
| ISHARES MSCI EMERGING MKTS ETF | 566,770 | 592,284 |
| ISHARES MSCI EAFE ETF | 1,538,072 | 1,770,720 |
| ISHARES RUSSELL MID-CAP ETF | 578,302 | 834,680 |
| ISHARES RUSSELL 2000 ETF | 472,267 | 745,515 |
| ISHARES CORE S&P SMALL CAP | 558,726 | 922,350 |
| JP MORGAN CHASE & CO | 287,226 | 731,850 |
| JOHNSON & JOHNSON | 106,314 | 291,740 |
| MERCK & CO INC | 101,245 | 318,325 |
| MICROSOFT CORP | 345,747 | 1,655,850 |
| MONSANTO | | |
| NIKE INC CL B | 65,689 | 405,240 |
| NUCOR CORP | | |
| OCCIDENTAL PETROLEUM CORP | | |
| ORACLE CORP | | |
| PNC FINANCIAL SERVICES | 31,790 | 79,815 |
| PEPSICO INC | 156,423 | 478,345 |
| PHILIP MORRIS INTL INC | | |
| PRAXAIR INC | | |
| PROCTER & GAMBLE CO | | |
| PRUDENTIAL FINANCIAL INC | | |
| T ROWE PRICE MIDCAP VALUE FD | 174,078 | 338,933 |
| SCHLUMBERGER LTD | 29,430 | 160,800 |
| SOUTHERN CO | 27,231 | 79,625 |

Investments Corporation Stock Schedule

| Name of Stock | End of Year Book Value | End of Year Fair Market Value |
|--------------------------------|------------------------|-------------------------------|
| STARBUCKS CORP | 18,280 | 175,840 |
| TJX COMPANIES INC | 7,751 | 61,060 |
| TARGET CORP | 25,346 | 64,105 |
| TEXAS INSTRUMENTS INC | 122,299 | 513,160 |
| THERMO FISHER SCIENTIFIC INC | 101,927 | 568,523 |
| 3M COMPANY | | |
| TRAVELERS COS INC | 51,617 | 136,950 |
| UNITED TECHNOLOGIES CORP | 86,513 | 374,400 |
| VF CORP | 13,246 | 99,660 |
| VALERO ENERGY CORP | 42,812 | 187,300 |
| VANGUARD SMCAP VAL INDX ADMIRA | 700,000 | 941,838 |
| VERIZON COMMUNICATIONS | 210,876 | 429,800 |
| VISA INC CL A SHARES | 144,889 | 375,800 |
| WALGREENS BOOTS ALLIANCE | | |
| WELLS FARGO & CO | | |
| ACCENTURE PLC CLA | 49,199 | 210,570 |
| MEDTRONIC PLC | | |
| ALLSTATE CORP | 11,508 | 112,450 |
| ALPHABET INC CL A | 283,088 | 401,817 |
| AMAZON .COM | 191,933 | 1,201,096 |
| AMERICAN WATER WORKS | 34,929 | 122,850 |
| AMGEN INC | 58,860 | 241,070 |
| BANK OF NY MELLON | 90,158 | 150,990 |
| BOEING CO | 7,044 | 195,456 |
| BRISTOL-MYERS SQUIBB CO | 25,475 | 160,475 |
| CHEVRON CORP | 37,296 | 361,530 |
| CINCINNATI FINL CORP | | |
| DODGE & COX INTL STOCK FD | 450,000 | 442,736 |
| FRANKLIN RES INC | | |
| HOME DEPOT INC | 123,200 | 764,330 |

Investments Corporation Stock Schedule

| Name of Stock | End of Year Book Value | End of Year Fair Market Value |
|--------------------------------|------------------------|-------------------------------|
| IBM CORP | | |
| ISHARES NASDAQ BIOTECH | 67,313 | 301,275 |
| ISHARES INTERMED CREDIT BD | 602,062 | 637,780 |
| MCDONALDS CORP | 50,540 | 553,308 |
| MONDELEZ INTL INC | | |
| NEXTERA ENERGY INC | 138,069 | 423,780 |
| NORTHROP GRUMMAN CORP | 183,477 | 447,161 |
| PFIZER INC | 24,194 | 391,800 |
| SHERWIN WILLIAMS CO | 5,397 | 466,832 |
| TIMKEN CO | 54,993 | 259,026 |
| UNION PACIFIC CORP | 21,184 | 271,185 |
| EATON CORP PLC | 180,793 | 331,520 |
| VANGUARD SMCAP GROW INDX | 439,997 | 1,381,626 |
| CROWN CASTLE INTL DORP | 202,835 | 248,763 |
| AMERICAN FDS NEW WORLD #2 | 350,000 | 445,148 |
| QUALCOMM INC | | |
| SVB FINANCIAL GRP | | |
| BANK OF AMERICA CORP | 262,506 | 352,200 |
| CONOCOPHILLIPS | 56,175 | 65,030 |
| CONSTELLATION BRANDS | 189,036 | 189,750 |
| DOWDUPONT INC | | |
| EDWARDS LIFE SCIENCES CORP | 103,432 | 233,290 |
| EOG RESOURCES INC | | |
| FISERV INC | 182,962 | 289,075 |
| HONEYWELL INTL INC | 70,668 | 88,500 |
| LOCKHEED MARTIN CORP | 109,389 | 136,283 |
| MARRIOTT INTL INC NEW | | |
| MCCORMICK & CO INC COM NON VTG | 109,946 | 169,730 |
| OPPENHEIMER DEVELOPING MKTS | 425,000 | 431,058 |
| PRICELINE GROUP INC | | |

Investments Corporation Stock Schedule

| Name of Stock | End of Year Book Value | End of Year Fair Market Value |
|---------------------------|------------------------|-------------------------------|
| ROSS STORES INC | 65,539 | 116,420 |
| ANTHEM INC | | |
| AUTOMATIC DATA PROCESSING | 133,462 | 170,500 |
| CAPITAL ONE FINANCIAL | 186,488 | 205,820 |
| O'REILLY AUTOMOTIVE INC | 60,259 | 87,652 |
| STRYKER CORP | 79,407 | 104,970 |
| COMERICA INC | 189,495 | 143,500 |
| CULLEN/FROST BANKERS INC | 160,295 | 136,892 |
| INTUIT INC | 120,603 | 157,158 |
| MASTERCARD INC CL A | 231,021 | 358,308 |
| SQUARE INC | 71,587 | 75,072 |
| ZOETIS INC 1 RT PER SH | 117,864 | 185,290 |
| AMERICAN EXPRESS | 106,130 | 124,490 |
| CONSOLIDATED EDISON INC | 77,686 | 90,470 |
| ECOLAB INC W 1 RT PER SH | 122,594 | 144,743 |
| HP INC | 108,640 | 102,750 |
| M&T BANK CORP | 78,933 | 84,875 |
| NETFLIX INC | | |
| PROLOGIS INC | 195,468 | 240,678 |
| UNITED HEALTH GROUP | 250,563 | 293,980 |
| DOLLAR TREE INC | 90,276 | 94,050 |
| DANAHER CORP | 148,974 | 230,220 |
| ISHARES CORE S&P MID-CAP | 1,201,218 | 1,698,015 |
| INTUITIVE SURGICAL INC | 186,306 | 236,460 |
| WAL-MART STORES INC | 101,804 | 118,840 |
| ANALOG DEVICES INC | 53,945 | 59,420 |
| WEC ENERGY GROUP INC | 47,840 | 46,115 |

TY 2019 Investments Government Obligations Schedule**Name:** HOOVER FOUNDATION INCOME ACCOUNT**EIN:** 34-6510994**US Government Securities - End
of Year Book Value:**

2,804,235

**US Government Securities - End
of Year Fair Market Value:**

2,846,427

**State & Local Government
Securities - End of Year Book
Value:****State & Local Government
Securities - End of Year Fair
Market Value:**

TY 2019 Investments - Other Schedule

Name: HOOVER FOUNDATION INCOME ACCOUNT

EIN: 34-6510994

Investments Other Schedule 2

| Category/ Item | Listed at Cost or FMV | Book Value | End of Year Fair Market Value |
|--------------------------|-----------------------|------------|-------------------------------|
| STARK BOARD OF TRADE LLC | AT COST | 500,000 | 253,000 |

TY 2019 Other Decreases Schedule**Name:** HOOVER FOUNDATION INCOME ACCOUNT**EIN:** 34-6510994

| Description | Amount |
|-------------------------------|---------|
| 2019 INCOME POSTED IN 2020 | 9,129 |
| 2019 SALES POSTED IN 2020 | 243,758 |
| ACCURED INTEREST CARRYOVER | 177 |
| PARTNERSHIP INCOME ADJUSTMENT | 108,890 |

TY 2019 Other Expenses Schedule**Name:** HOOVER FOUNDATION INCOME ACCOUNT**EIN:** 34-6510994**Other Expenses Schedule**

| Description | Revenue and Expenses per Books | Net Investment Income | Adjusted Net Income | Disbursements for Charitable Purposes |
|--------------------------------|--------------------------------------|--------------------------|------------------------|---|
| OTHER ALLOCABLE EXPENSE-PRINCI | 200 | 100 | | 100 |
| OTHER NON-ALLOCABLE EXPENSE - | 2,801 | 1,401 | | 1,401 |

TY 2019 Other Income Schedule

Name: HOOVER FOUNDATION INCOME ACCOUNT

EIN: 34-6510994

Other Income Schedule

| Description | Revenue And Expenses Per Books | Net Investment Income | Adjusted Net Income |
|---------------------------|-----------------------------------|--------------------------|---------------------|
| STARK BOARD OF TRADE, LLC | 108,890 | 108,890 | |

TY 2019 Other Increases Schedule**Name:** HOOVER FOUNDATION INCOME ACCOUNT**EIN:** 34-6510994

| Description | Amount |
|-------------------------------|---------|
| 2018 INCOME POSTED IN 2019 | 5,713 |
| 2018 SALES POSTED IN 2019 | 100,944 |
| ACCRETION CARRYOVER | 3,055 |
| CASH DEPOSITS | 100 |
| PRIOR YEAR BALANCE SHEET ADJ. | 765,019 |
| RETURN OF CAPITAL | 4,059 |

TY 2019 Other Professional Fees Schedule**Name:** HOOVER FOUNDATION INCOME ACCOUNT**EIN:** 34-6510994

| Category | Amount | Net Investment Income | Adjusted Net Income | Disbursements for Charitable Purposes |
|--------------------------------|---------------|----------------------------------|--------------------------------|--|
| OTHER EXPENSE (NON-DEDUCTIBLE) | 84,824 | 84,824 | | |

TY 2019 Taxes Schedule**Name:** HOOVER FOUNDATION INCOME ACCOUNT**EIN:** 34-6510994

| Category | Amount | Net Investment Income | Adjusted Net Income | Disbursements for Charitable Purposes |
|--------------------------------|--------|--------------------------|------------------------|---|
| FEDERAL ESTIMATES - PRINCIPAL | 51,360 | 0 | | 0 |
| FOREIGN TAXES ON QUALIFIED FOR | 7,726 | 7,726 | | 0 |
| FOREIGN TAXES ON NONQUALIFIED | 893 | 893 | | 0 |