

2949108612514 01

EXTENDED TO NOVEMBER 16, 2020

Form 990-PF

Return of Private Foundation

OMB No 1545-0047

Department of the Treasury Internal Revenue Service

Do not enter social security numbers on this form as it may be made public. Go to www.irs.gov/Form990PF for instructions and the latest information

1912

2019

For calendar year 2019 or tax year beginning

, and ending

Name of foundation: **GRANNY B&P FOUNDATION**

Number and street (or P O box number if mail is not delivered to street address): **555 MADISON AVENUE**

Room/suite: **1302**

City or town, state or province, country, and ZIP or foreign postal code: **NEW YORK, NY 10022**

A Employer identification number: **27-2621507**

B Telephone number: **212-752-6400**

C If exemption application is pending, check here

D 1. Foreign organizations, check here
2. Foreign organizations meeting the 85% test, check here and attach computation

E If private foundation status was terminated under section 507(b)(1)(A), check here

F If the foundation is in a 60-month termination under section 507(b)(1)(B), check here

G Check all that apply: Initial return Initial return of a former public charity Final return Amended return Address change Name change

H Check type of organization: Section 501(c)(3) exempt private foundation Section 4947(a)(1) nonexempt charitable trust Other taxable private foundation

I Fair market value of all assets at end of year (from Part II, col. (c), line 16): **\$ 3,014,692.**

J Accounting method: Cash Accrual Other (specify)

Part I Analysis of Revenue and Expenses		(a) Revenue and expenses per books	(b) Net investment income	(c) Adjusted net income	(d) Disbursements for charitable purposes (cash basis only)
1 Contributions, gifts, grants, etc., received					
2 Check <input checked="" type="checkbox"/> if the foundation is not required to attach Sch B					
3 Interest on savings and temporary cash investments					
		4,293.	4,293.		STATEMENT 1
4 Dividends and interest from securities		49,299.	49,299.		STATEMENT 2
5a Gross rents					
b Net rental income or (loss)					
6a Net gain or (loss) from sale of assets not on line 10					
b Gross sales price for all assets on line 6a		99,127.			
653,883.					
7 Capital gain net income (from Part IV, line 2)					
			99,127.		
8 Net short-term capital gain					
9 Income modifications					
10a Gross sales less returns and allowances					
b Less cost of goods sold					
c Gross profit (loss)					
304		1,233.	0.		STATEMENT 3
12 Total. Add lines 1 through 11		153,952.	152,719.		
13 Compensation of officers, directors, trustees, etc					
14 Other employee salaries and wages					
15 Pension plans, employee benefits					
16a Legal fees					
b Accounting fees					
c Other professional fees		25,613.	25,613.		0.
17 Interest					
18 Taxes		7,462.	1,462.		0.
19 Depreciation and depletion					
20 Occupancy					
21 Travel, conferences, and meetings					
22 Printing and publications					
23 Other expenses					
24 Total operating and administrative expenses. Add lines 13 through 23		33,075.	27,075.		0.
25 Contributions, gifts, grants paid		88,750.			88,750.
26 Total expenses and disbursements. Add lines 24 and 25		121,825.	27,075.		88,750.
27 Subtract line 26 from line 12.					
a Excess of revenue over expenses and disbursements		32,127.			
b Net investment income (if negative, enter -0-)			125,644.		
c Adjusted net income (if negative, enter -0-)				N/A	

3/4 Received in Batchling Ogden DEC 28 2020 SCANNED MAY 06 2021

JIB

Part II Balance Sheets		Attached schedules and amounts in the description column should be for end-of-year amounts only			
		Beginning of year	End of year		
		(a) Book Value	(b) Book Value	(c) Fair Market Value	
Assets	1 Cash - non-interest-bearing	294,262.	253,904.	253,904.	
	2 Savings and temporary cash investments				
	3 Accounts receivable				
	Less: allowance for doubtful accounts				
	4 Pledges receivable				
	Less: allowance for doubtful accounts				
	5 Grants receivable				
	6 Receivables due from officers, directors, trustees, and other disqualified persons				
	7 Other notes and loans receivable	15,766.			
	Less: allowance for doubtful accounts	0.	15,766.	15,766.	
	8 Inventories for sale or use				
	9 Prepaid expenses and deferred charges				
	10a Investments - U.S. and state government obligations				
	b Investments - corporate stock	STMT 6	2,019,273.	2,091,731.	2,745,022.
	c Investments - corporate bonds				
	11 Investments - land, buildings, and equipment basis				
Less accumulated depreciation					
12 Investments - mortgage loans					
13 Investments - other					
14 Land, buildings, and equipment basis					
Less accumulated depreciation					
15 Other assets (describe)					
16 Total assets (to be completed by all filers - see the instructions. Also, see page 1, item I)		2,329,301.	2,361,401.	3,014,692.	
Liabilities	17 Accounts payable and accrued expenses				
	18 Grants payable				
	19 Deferred revenue				
	20 Loans from officers, directors, trustees, and other disqualified persons				
	21 Mortgages and other notes payable				
	22 Other liabilities (describe)				
23 Total liabilities (add lines 17 through 22)		0.	0.		
Net Assets or Fund Balances	Foundations that follow FASB ASC 958, check here and complete lines 24, 25, 29, and 30. <input type="checkbox"/>				
	24 Net assets without donor restrictions				
	25 Net assets with donor restrictions				
	Foundations that do not follow FASB ASC 958, check here and complete lines 26 through 30. <input checked="" type="checkbox"/>				
	26 Capital stock, trust principal, or current funds		3,323,704.	3,323,704.	
	27 Paid-in or capital surplus, or land, bldg., and equipment fund		5,275.	5,275.	
	28 Retained earnings, accumulated income, endowment, or other funds		-999,678.	-967,578.	
29 Total net assets or fund balances		2,329,301.	2,361,401.		
30 Total liabilities and net assets/fund balances		2,329,301.	2,361,401.		

Part III Analysis of Changes in Net Assets or Fund Balances

1 Total net assets or fund balances at beginning of year - Part II, column (a), line 29 (must agree with end-of-year figure reported on prior year's return)	1	2,329,301.
2 Enter amount from Part I, line 27a	2	32,127.
3 Other increases not included in line 2 (itemize)	3	0.
4 Add lines 1, 2, and 3	4	2,361,428.
5 Decreases not included in line 2 (itemize) BASIS ADJUSTMENT - SECURITIES	5	27.
6 Total net assets or fund balances at end of year (line 4 minus line 5) - Part II, column (b), line 29	6	2,361,401.

Part IV Capital Gains and Losses for Tax on Investment Income

(a) List and describe the kind(s) of property sold (for example, real estate, 2-story brick warehouse, or common stock, 200 shs MLC Co.)	(b) How acquired P - Purchase D - Donation	(c) Date acquired (mo., day, yr.)	(d) Date sold (mo., day, yr.)
1a			
b SEE ATTACHED STATEMENT			
c			
d			
e			

(e) Gross sales price	(f) Depreciation allowed (or allowable)	(g) Cost or other basis plus expense of sale	(h) Gain or (loss) ((e) plus (f) minus (g))
a			
b			
c			
d			
e 653,883.		554,756.	99,127.

Complete only for assets showing gain in column (h) and owned by the foundation on 12/31/69.

(i) FMV as of 12/31/69	(j) Adjusted basis as of 12/31/69	(k) Excess of col. (i) over col. (j), if any	(l) Gains (Col. (h) gain minus col. (k), but not less than -0-) or Losses (from col. (h))
a			
b			
c			
d			
e			99,127.

2 Capital gain net income or (net capital loss) { If gain, also enter in Part I, line 7 If (loss), enter -0- in Part I, line 7 }	2	99,127.
3 Net short-term capital gain or (loss) as defined in sections 1222(5) and (6): If gain, also enter in Part I, line 8, column (c). If (loss), enter -0- in Part I, line 8	3	N/A

Part V Qualification Under Section 4940(e) for Reduced Tax on Net Investment Income

(For optional use by domestic private foundations subject to the section 4940(a) tax on net investment income.)

If section 4940(d)(2) applies, leave this part blank.

Was the foundation liable for the section 4942 tax on the distributable amount of any year in the base period? Yes No
 If "Yes," the foundation doesn't qualify under section 4940(e). Do not complete this part.

1 Enter the appropriate amount in each column for each year; see the instructions before making any entries.

(a) Base period years Calendar year (or tax year beginning in)	(b) Adjusted qualifying distributions	(c) Net value of noncharitable-use assets	(d) Distribution ratio (col (b) divided by col. (c))
2018	70,200.	3,065,471.	.022900
2017	27,075.	2,478,439.	.010924
2016	71,550.	2,352,589.	.030413
2015	216,788.	2,524,239.	.085883
2014	215,775.	2,633,545.	.081933

2 Total of line 1, column (d)	2	.232053
3 Average distribution ratio for the 5-year base period - divide the total on line 2 by 5.0, or by the number of years the foundation has been in existence if less than 5 years	3	.046411
4 Enter the net value of noncharitable-use assets for 2019 from Part X, line 5	4	2,780,622.
5 Multiply line 4 by line 3	5	129,051.
6 Enter 1% of net investment income (1% of Part I, line 27b)	6	1,256.
7 Add lines 5 and 6	7	130,307.
8 Enter qualifying distributions from Part XII, line 4 If line 8 is equal to or greater than line 7, check the box in Part VI, line 1b, and complete that part using a 1% tax rate. See the Part VI instructions	8	88,750.

Part VI Excise Tax Based on Investment Income (Section 4940(a), 4940(b), 4940(e), or 4948 - see instructions)

Table with 11 rows for excise tax calculations. Includes sub-rows 6a-6d for credits and payments. Total amount owed is 4,160.00, with 4,160.00 refunded.

Part VII-A Statements Regarding Activities

Table with 10 rows for activity statements. Includes questions about political campaigns, unrelated business income, and substantial contributors. Includes handwritten 'N/A' and 'STMT 7'.

Part VII-A Statements Regarding Activities (continued)

11 At any time during the year, did the foundation, directly or indirectly, own a controlled entity within the meaning of section 512(b)(13)? If "Yes," attach schedule. See instructions. 12 Did the foundation make a distribution to a donor advised fund over which the foundation or a disqualified person had advisory privileges? If "Yes," attach statement. See instructions. 13 Did the foundation comply with the public inspection requirements for its annual returns and exemption application? Website address N/A. 14 The books are in care of BRIAN S. SNYDER Telephone no 212-752-6400 Located at 5415 COLLINS AVE, APT. 607, MIAMI BEACH, FL ZIP+4 33140. 15 Section 4947(a)(1) nonexempt charitable trusts filing Form 990-PF in lieu of Form 1041 - check here and enter the amount of tax-exempt interest received or accrued during the year 15 N/A. 16 At any time during calendar year 2019, did the foundation have an interest in or a signature or other authority over a bank, securities, or other financial account in a foreign country? See the instructions for exceptions and filing requirements for FinCEN Form 114. If "Yes," enter the name of the foreign country.

Part VII-B Statements Regarding Activities for Which Form 4720 May Be Required

File Form 4720 if any item is checked in the "Yes" column, unless an exception applies.

1a During the year, did the foundation (either directly or indirectly): (1) Engage in the sale or exchange, or leasing of property with a disqualified person? (2) Borrow money from, lend money to, or otherwise extend credit to (or accept it from) a disqualified person? (3) Furnish goods, services, or facilities to (or accept them from) a disqualified person? (4) Pay compensation to, or pay or reimburse the expenses of, a disqualified person? (5) Transfer any income or assets to a disqualified person (or make any of either available for the benefit or use of a disqualified person)? (6) Agree to pay money or property to a government official? (Exception. Check "No" if the foundation agreed to make a grant to or to employ the official for a period after termination of government service, if terminating within 90 days.) b If any answer is "Yes" to 1a(1)-(6), did any of the acts fail to qualify under the exceptions described in Regulations section 53.4941(d)-3 or in a current notice regarding disaster assistance? See instructions Organizations relying on a current notice regarding disaster assistance, check here. c Did the foundation engage in a prior year in any of the acts described in 1a, other than excepted acts, that were not corrected before the first day of the tax year beginning in 2019? 2 Taxes on failure to distribute income (section 4942) (does not apply for years the foundation was a private operating foundation defined in section 4942(j)(3) or 4942(j)(5)) a At the end of tax year 2019, did the foundation have any undistributed income (Part XIII, lines 6d and 6e) for tax year(s) beginning before 2019? If "Yes," list the years. b Are there any years listed in 2a for which the foundation is not applying the provisions of section 4942(a)(2) (relating to incorrect valuation of assets) to the year's undistributed income? (If applying section 4942(a)(2) to all years listed, answer "No" and attach statement - see instructions.) c If the provisions of section 4942(a)(2) are being applied to any of the years listed in 2a, list the years here. 3a Did the foundation hold more than a 2% direct or indirect interest in any business enterprise at any time during the year? b If "Yes," did it have excess business holdings in 2019 as a result of (1) any purchase by the foundation or disqualified persons after May 26, 1969; (2) the lapse of the 5-year period (or longer period approved by the Commissioner under section 4943(c)(7)) to dispose of holdings acquired by gift or bequest; or (3) the lapse of the 10-, 15-, or 20-year first phase holding period? (Use Form 4720, Schedule C, to determine if the foundation had excess business holdings in 2019.) 4a Did the foundation invest during the year any amount in a manner that would jeopardize its charitable purposes? b Did the foundation make any investment in a prior year (but after December 31, 1969) that could jeopardize its charitable purpose that had not been removed from jeopardy before the first day of the tax year beginning in 2019?

Part VII B Statements Regarding Activities for Which Form 4720 May Be Required (continued)

5a During the year, did the foundation pay or incur any amount to

(1) Carry on propaganda, or otherwise attempt to influence legislation (section 4945(e))? Yes No

(2) Influence the outcome of any specific public election (see section 4955), or to carry on, directly or indirectly, any voter registration drive? Yes No

(3) Provide a grant to an individual for travel, study, or other similar purposes? Yes No

(4) Provide a grant to an organization other than a charitable, etc., organization described in section 4945(d)(4)(A)? See instructions Yes No

(5) Provide for any purpose other than religious, charitable, scientific, literary, or educational purposes, or for the prevention of cruelty to children or animals? Yes No

b If any answer is "Yes" to 5a(1)-(5), did any of the transactions fail to qualify under the exceptions described in Regulations section 53.4945 or in a current notice regarding disaster assistance? See instructions Yes No
 Organizations relying on a current notice regarding disaster assistance, check here N/A

c If the answer is "Yes" to question 5a(4), does the foundation claim exemption from the tax because it maintained expenditure responsibility for the grant? Yes No
 If "Yes," attach the statement required by Regulations section 53.4945-5(d) N/A

6a Did the foundation, during the year, receive any funds, directly or indirectly, to pay premiums on a personal benefit contract? Yes No

b Did the foundation, during the year, pay premiums, directly or indirectly, on a personal benefit contract? Yes No
 If "Yes" to 6b, file Form 8870 N/A

7a At any time during the tax year, was the foundation a party to a prohibited tax shelter transaction? Yes No

b If "Yes," did the foundation receive any proceeds or have any net income attributable to the transaction? Yes No

8 Is the foundation subject to the section 4960 tax on payment(s) of more than \$1,000,000 in remuneration or excess parachute payment(s) during the year? Yes No

Part VIII Information About Officers, Directors, Trustees, Foundation Managers, Highly Paid Employees, and Contractors

1 List all officers, directors, trustees, and foundation managers and their compensation.

(a) Name and address	(b) Title, and average hours per week devoted to position	(c) Compensation (if not paid, enter -0-)	(d) Contributions to employee benefit plans and deferred compensation	(e) Expense account, other allowances
BRIAN S. SNYDER 5415 COLLINS AVE, APT 607 MIAMI BEACH, FL 33140	TRUSTEE AS REQ'D	0.	0.	0.

2 Compensation of five highest-paid employees (other than those included on line 1). If none, enter "NONE."

(a) Name and address of each employee paid more than \$50,000	(b) Title, and average hours per week devoted to position	(c) Compensation	(d) Contributions to employee benefit plans and deferred compensation	(e) Expense account, other allowances
NONE				

Total number of other employees paid over \$50,000 0

Part VIII Information About Officers, Directors, Trustees, Foundation Managers, Highly Paid Employees, and Contractors (continued)

3 Five highest-paid independent contractors for professional services. If none, enter "NONE."

(a) Name and address of each person paid more than \$50,000	(b) Type of service	(c) Compensation
NONE		

Total number of others receiving over \$50,000 for professional services **0**

Part IX-A Summary of Direct Charitable Activities

List the foundation's four largest direct charitable activities during the tax year. Include relevant statistical information such as the number of organizations and other beneficiaries served, conferences convened, research papers produced, etc.	Expenses
1 N/A	
2	
3	
4	

Part IX-B Summary of Program-Related Investments

Describe the two largest program-related investments made by the foundation during the tax year on lines 1 and 2.	Amount
1 N/A	
2	
All other program-related investments. See instructions.	
3	
Total. Add lines 1 through 3	0.

Part X Minimum Investment Return (All domestic foundations must complete this part. Foreign foundations, see instructions.)

1	Fair market value of assets not used (or held for use) directly in carrying out charitable, etc., purposes:		
a	Average monthly fair market value of securities	1a	2,529,814.
b	Average of monthly cash balances	1b	277,387.
c	Fair market value of all other assets	1c	15,766.
d	Total (add lines 1a, b, and c)	1d	2,822,967.
e	Reduction claimed for blockage or other factors reported on lines 1a and 1c (attach detailed explanation)	1e	0.
2	Acquisition indebtedness applicable to line 1 assets	2	0.
3	Subtract line 2 from line 1d	3	2,822,967.
4	Cash deemed held for charitable activities. Enter 1 1/2% of line 3 (for greater amount, see instructions)	4	42,345.
5	Net value of noncharitable-use assets. Subtract line 4 from line 3. Enter here and on Part V, line 4	5	2,780,622.
6	Minimum investment return. Enter 5% of line 5	6	139,031.

Part XI Distributable Amount (see instructions) (Section 4942(j)(3) and (j)(5) private operating foundations and certain foreign organizations, check here and do not complete this part)

1	Minimum investment return from Part X, line 6	1	139,031.
2a	Tax on investment income for 2019 from Part VI, line 5	2a	2,513.
b	Income tax for 2019. (This does not include the tax from Part VI.)	2b	
c	Add lines 2a and 2b	2c	2,513.
3	Distributable amount before adjustments. Subtract line 2c from line 1	3	136,518.
4	Recoveries of amounts treated as qualifying distributions	4	0.
5	Add lines 3 and 4	5	136,518.
6	Deduction from distributable amount (see instructions)	6	0.
7	Distributable amount as adjusted. Subtract line 6 from line 5. Enter here and on Part XIII, line 1	7	136,518.

Part XII Qualifying Distributions (see instructions)

1	Amounts paid (including administrative expenses) to accomplish charitable, etc., purposes:		
a	Expenses, contributions, gifts, etc. - total from Part I, column (d), line 26	1a	88,750.
b	Program-related investments - total from Part IX-B	1b	0.
2	Amounts paid to acquire assets used (or held for use) directly in carrying out charitable, etc., purposes	2	
3	Amounts set aside for specific charitable projects that satisfy the:		
a	Suitability test (prior IRS approval required)	3a	
b	Cash distribution test (attach the required schedule)	3b	
4	Qualifying distributions. Add lines 1a through 3b. Enter here and on Part V, line 8, and Part XIII, line 4	4	88,750.
5	Foundations that qualify under section 4940(e) for the reduced rate of tax on net investment income. Enter 1% of Part I, line 27b	5	0.
6	Adjusted qualifying distributions. Subtract line 5 from line 4	6	88,750.

Note: The amount on line 6 will be used in Part V, column (b), in subsequent years when calculating whether the foundation qualifies for the section 4940(e) reduction of tax in those years.

Part XIII Undistributed Income (see instructions)

	(a) Corpus	(b) Years prior to 2018	(c) 2018	(d) 2019
1 Distributable amount for 2019 from Part XI, line 7				136,518.
2 Undistributed income, if any, as of the end of 2019				
a Enter amount for 2018 only			0.	
b Total for prior years:		0.		
3 Excess distributions carryover, if any, to 2019:				
a From 2014	88,172.			
b From 2015	93,441.			
c From 2016				
d From 2017				
e From 2018				
f Total of lines 3a through e	181,613.			
4 Qualifying distributions for 2019 from Part XII, line 4: ▶ \$ 88,750.				
a Applied to 2018, but not more than line 2a			0.	
b Applied to undistributed income of prior years (Election required - see instructions)		0.		
c Treated as distributions out of corpus (Election required - see instructions)	0.			
d Applied to 2019 distributable amount				88,750.
e Remaining amount distributed out of corpus	0.			
5 Excess distributions carryover applied to 2019 (If an amount appears in column (d), the same amount must be shown in column (a))	47,768.			47,768.
6 Enter the net total of each column as indicated below:				
a Corpus Add lines 3f, 4c, and 4e Subtract line 5	133,845.			
b Prior years' undistributed income. Subtract line 4b from line 2b		0.		
c Enter the amount of prior years' undistributed income for which a notice of deficiency has been issued, or on which the section 4942(a) tax has been previously assessed		0.		
d Subtract line 6c from line 6b. Taxable amount - see instructions		0.		
e Undistributed income for 2018. Subtract line 4a from line 2a. Taxable amount - see instr.			0.	
f Undistributed income for 2019. Subtract lines 4d and 5 from line 1. This amount must be distributed in 2020				0.
7 Amounts treated as distributions out of corpus to satisfy requirements imposed by section 170(b)(1)(F) or 4942(g)(3) (Election may be required - see instructions)	0.			
8 Excess distributions carryover from 2014 not applied on line 5 or line 7	40,404.			
9 Excess distributions carryover to 2020. Subtract lines 7 and 8 from line 6a	93,441.			
10 Analysis of line 9				
a Excess from 2015	93,441.			
b Excess from 2016				
c Excess from 2017				
d Excess from 2018				
e Excess from 2019				

Part XIV Private Operating Foundations (see instructions and Part VII-A, question 9) N/A

- 1 a If the foundation has received a ruling or determination letter that it is a private operating foundation, and the ruling is effective for 2019, enter the date of the ruling ▶
- b Check box to indicate whether the foundation is a private operating foundation described in section 4942(j)(3) or 4942(j)(5)

	Tax year				(e) Total
	(a) 2019	(b) 2018	(c) 2017	(d) 2016	
2 a Enter the lesser of the adjusted net income from Part I or the minimum investment return from Part X for each year listed					
b 85% of line 2a					
c Qualifying distributions from Part XII, line 4, for each year listed					
d Amounts included in line 2c not used directly for active conduct of exempt activities					
e Qualifying distributions made directly for active conduct of exempt activities. Subtract line 2d from line 2c					
3 Complete 3a, b, or c for the alternative test relied upon.					
a "Assets" alternative test - enter:					
(1) Value of all assets					
(2) Value of assets qualifying under section 4942(j)(3)(B)(i)					
b "Endowment" alternative test - enter 2/3 of minimum investment return shown in Part X, line 6, for each year listed					
c "Support" alternative test - enter:					
(1) Total support other than gross investment income (interest, dividends, rents, payments on securities loans (section 512(a)(5)), or royalties)					
(2) Support from general public and 5 or more exempt organizations as provided in section 4942(j)(3)(B)(iii)					
(3) Largest amount of support from an exempt organization					
(4) Gross investment income					

Part XV Supplementary Information (Complete this part only if the foundation had \$5,000 or more in assets at any time during the year-see instructions.)

- 1 **Information Regarding Foundation Managers:**
- a List any managers of the foundation who have contributed more than 2% of the total contributions received by the foundation before the close of any tax year (but only if they have contributed more than \$5,000). (See section 507(d)(2).)

BRIAN S. SNYDER

- b List any managers of the foundation who own 10% or more of the stock of a corporation (or an equally large portion of the ownership of a partnership or other entity) of which the foundation has a 10% or greater interest.

NONE

- 2 **Information Regarding Contribution, Grant, Gift, Loan, Scholarship, etc., Programs:**
- Check here if the foundation only makes contributions to preselected charitable organizations and does not accept unsolicited requests for funds. If the foundation makes gifts, grants, etc., to individuals or organizations under other conditions, complete items 2a, b, c, and d

- a The name, address, and telephone number or email address of the person to whom applications should be addressed:
-
- b The form in which applications should be submitted and information and materials they should include:
-
- c Any submission deadlines:
-
- d Any restrictions or limitations on awards, such as by geographical areas, charitable fields, kinds of institutions, or other factors:
-

Part XV Supplementary Information (continued)

3 Grants and Contributions Paid During the Year or Approved for Future Payment				
Recipient	If recipient is an individual, show any relationship to any foundation manager or substantial contributor	Foundation status of recipient	Purpose of grant or contribution	Amount
Name and address (home or business)				
a Paid during the year				
BROADWAY CARES/EQUITY FIGHTS AIDS 165 WEST 46TH STREET, #1300 NEW YORK, NY 10036	NONE	PUBLIC	HEALTH PURPOSES	25,000.
BROOKLYN ACADEMY OF MUSIC 30 LAFAYETTE AVE BROOKLYN, NY 11217	NONE	PUBLIC	SOCIAL PURPOSES	5,000.
IMMIGRANT JUSTICE CORPS 17 BATTERY PLACE SUITE 1234 NEW YORK, NY 10004	NONE	PUBLIC	SOCIAL PURPOSES	50,000.
PARK AVENUE ARMORY 643 PARK AVENUE NEW YORK, NY 10065	NONE	PUBLIC	SOCIAL PURPOSES	1,250.
SHARE AND CARE FOUNDATION 350 WEST PASSAIC STREET, 2ND FLOOR ROCHELLE PARK, NJ 07662	NONE	PUBLIC	SOCIAL PURPOSES	2,500.
Total	SEE CONTINUATION SHEET(S)			88,750.
b Approved for future payment				
NONE				
Total				0.

Part XVII Information Regarding Transfers to and Transactions and Relationships With Noncharitable Exempt Organizations

- 1 Did the organization directly or indirectly engage in any of the following with any other organization described in section 501(c) (other than section 501(c)(3) organizations) or in section 527, relating to political organizations?
a Transfers from the reporting foundation to a noncharitable exempt organization of
(1) Cash
(2) Other assets
b Other transactions
(1) Sales of assets to a noncharitable exempt organization
(2) Purchases of assets from a noncharitable exempt organization
(3) Rental of facilities, equipment, or other assets
(4) Reimbursement arrangements
(5) Loans or loan guarantees
(6) Performance of services or membership or fundraising solicitations
c Sharing of facilities, equipment, mailing lists, other assets, or paid employees
d If the answer to any of the above is "Yes," complete the following schedule. Column (b) should always show the fair market value of the goods, other assets, or services given by the reporting foundation. If the foundation received less than fair market value in any transaction or sharing arrangement, show in column (d) the value of the goods, other assets, or services received.

Table with 2 columns: Yes, No. Rows 1a(1) through 1b(8) and 1c. All 'No' boxes are checked with an 'X'.

Table with 4 columns: (a) Line no, (b) Amount involved, (c) Name of noncharitable exempt organization, (d) Description of transfers, transactions, and sharing arrangements. Row 1 contains 'N/A'.

2a Is the foundation directly or indirectly affiliated with, or related to, one or more tax-exempt organizations described in section 501(c) (other than section 501(c)(3)) or in section 527? [] Yes [X] No

Table with 3 columns: (a) Name of organization, (b) Type of organization, (c) Description of relationship. Row 1 contains 'N/A'.

Sign Here: Under penalties of perjury, I declare that I have examined this return, including accompanying schedules and statements, and to the best of my knowledge and belief, it is true, correct, and complete. Declaration of preparer (other than taxpayer) is based on all information of which preparer has any knowledge. Signature of officer or trustee, Date 11/19/2020, Title TRUSTEE.

May the IRS discuss this return with the preparer shown below? See instr. [X] Yes [] No

Paid Preparer Use Only: Print/Type preparer's name JOHN M. DANISH, Preparer's signature [Signature], Date 11/12/20, Check [] if self-employed, PTIN P00173472, Firm's name CLARFELD FINANCIAL ADVISORS LLC, Firm's EIN 46-3179237, Firm's address 520 WHITE PLAINS ROAD, 3RD FLOOR TARRYTOWN, NY 10591-5112, Phone no 914-846-0100.

GRANNY B&P FOUNDATION

Part IV Capital Gains and Losses for Tax on Investment Income

(a) List and describe the kind(s) of property sold, e.g., real estate, 2-story brick warehouse, or common stock, 200 shs. MLC Co	(b) How acquired P - Purchase D - Donation	(c) Date acquired (mo., day, yr.)	(d) Date sold (mo., day, yr.)
1a UBS-3846 (SEE ATTACHED)	P		
b UBS-4051 (SEE ATTACHED)	P		
c UBS-4051 (SEE ATTACHED)	P		
d GOLDMAN SACHS-3556 (SEE ATTACHED)	P		
e GOLDMAN SACHS-3556 (SEE ATTACHED)	P		
f GOLDMAN SACHS-7100 (SEE ATTACHED)	P		
g GOLDMAN SACHS-7100 (SEE ATTACHED)	P		
h CAPITAL GAINS DIVIDENDS			
i			
j			
k			
l			
m			
n			
o			

(e) Gross sales price	(f) Depreciation allowed (or allowable)	(g) Cost or other basis plus expense of sale	(h) Gain or (loss) (e) plus (f) minus (g)
a 122,084.		116,655.	5,429.
b 169,900.		151,162.	18,738.
c 26,959.		17,581.	9,378.
d 80,381.		80,407.	-26.
e 137,037.		109,848.	27,189.
f 12,169.		10,204.	1,965.
g 105,296.		68,899.	36,397.
h 57.			57.
i			
j			
k			
l			
m			
n			
o			

Complete only for assets showing gain in column (h) and owned by the foundation on 12/31/69

(i) F.M.V. as of 12/31/69	(j) Adjusted basis as of 12/31/69	(k) Excess of col. (i) over col. (j), if any	(l) Losses (from col. (h)) Gains (excess of col. (h) gain over col. (k), but not less than "-0-")
a			5,429.
b			18,738.
c			9,378.
d			-26.
e			27,189.
f			1,965.
g			36,397.
h			57.
i			
j			
k			
l			
m			
n			
o			

2 Capital gain net income or (net capital loss) { If gain, also enter in Part I, line 7 If (loss), enter "-0-" in Part I, line 7 }	2	99,127.
3 Net short-term capital gain or (loss) as defined in sections 1222(5) and (6): If gain, also enter in Part I, line 8, column (c) If (loss), enter "-0-" in Part I, line 8	3	N/A

FORM 990-PF INTEREST ON SAVINGS AND TEMPORARY CASH INVESTMENTS STATEMENT 1

SOURCE	(A) REVENUE PER BOOKS	(B) NET INVESTMENT INCOME	(C) ADJUSTED NET INCOME
GOLDMAN SACHS-3556	188.	188.	
GOLDMAN SACHS-7100	2,363.	2,363.	
GOLDMAN SACHS-7118	899.	899.	
UBS-3110	734.	734.	
UBS-3846	42.	42.	
UBS-4051	67.	67.	
TOTAL TO PART I, LINE 3	4,293.	4,293.	

FORM 990-PF DIVIDENDS AND INTEREST FROM SECURITIES STATEMENT 2

SOURCE	GROSS AMOUNT	CAPITAL GAINS DIVIDENDS	(A) REVENUE PER BOOKS	(B) NET INVEST- MENT INCOME	(C) ADJUSTED NET INCOME
GOLDMAN SACHS-3556	3,197.	0.	3,197.	3,197.	
GOLDMAN SACHS-7100	9,980.	0.	9,980.	9,980.	
GOLDMAN SACHS-7118	6,221.	0.	6,221.	6,221.	
UBS-3846	13,520.	57.	13,463.	13,463.	
UBS-4051	16,438.	0.	16,438.	16,438.	
TO PART I, LINE 4	49,356.	57.	49,299.	49,299.	

FORM 990-PF OTHER INCOME STATEMENT 3

DESCRIPTION	(A) REVENUE PER BOOKS	(B) NET INVEST- MENT INCOME	(C) ADJUSTED NET INCOME
MISCELLANEOUS INCOME	1,233.	0.	
TOTAL TO FORM 990-PF, PART I, LINE 11	1,233.	0.	

FORM 990-PF	OTHER PROFESSIONAL FEES	STATEMENT	4
-------------	-------------------------	-----------	---

DESCRIPTION	(A) EXPENSES PER BOOKS	(B) NET INVEST- MENT INCOME	(C) ADJUSTED NET INCOME	(D) CHARITABLE PURPOSES
INVESTMENT ADVISORY FEES	25,613.	25,613.		0.
TO FORM 990-PF, PG 1, LN 16C	25,613.	25,613.		0.

FORM 990-PF	TAXES	STATEMENT	5
-------------	-------	-----------	---

DESCRIPTION	(A) EXPENSES PER BOOKS	(B) NET INVEST- MENT INCOME	(C) ADJUSTED NET INCOME	(D) CHARITABLE PURPOSES
FEDERAL EXCISE TAX	6,000.	0.		0.
FOREIGN TAXES	1,462.	1,462.		0.
TO FORM 990-PF, PG 1, LN 18	7,462.	1,462.		0.

FORM 990-PF	CORPORATE STOCK	STATEMENT	6
-------------	-----------------	-----------	---

DESCRIPTION	BOOK VALUE	FAIR MARKET VALUE
GOLDMAN SACHS-3556 (SEE STATEMENT 8)	371,583.	630,657.
GOLDMAN SACHS-7100 (SEE STATEMENT 9)	336,928.	536,015.
GOLDMAN SACHS-7118 (SEE STATEMENT 10)	192,154.	174,901.
UBS-3110 (SEE STATEMENT 11)	147,941.	39,984.
UBS-3846 (SEE STATEMENT 12)	516,803.	574,560.
UBS-4051 (SEE STATEMENT 13)	526,322.	788,905.
TOTAL TO FORM 990-PF, PART II, LINE 10B	2,091,731.	2,745,022.

FORM 990-PF

LIST OF SUBSTANTIAL CONTRIBUTORS
PART VII-A, LINE 10

STATEMENT 7

NAME OF CONTRIBUTOR

ADDRESS

BRIAN S. SNYDER

5415 COLLINS AVE, APT 607
MIAMI BEACH , FL 33140

Period Ended December 31, 2019

PUBLIC EQUITY

US EQUITY

	Quantity	Market Price	Market Value / Accrued Income	Unit Cost	Adjusted Cost / Original Cost	Unrealized Gain (Loss)	Yield to Maturity / Current Yield	Estimated Annual Income
DSM - LARGE CAP GROWTH								
U S DOLLAR ²⁹	70 31	1 0000	70 31		70 31			
GOLDMAN SACHS BANK USA DEPOSIT (BDA) (*BDADDA) ^{29,28}	8,281 33	1 0000	8,281 33	1 0000	8,281 33		1 5963	132 20
			0 36					
ABBOTT LABORATORIES CMN (ABT)								
	191 00	86 8600	16,590 76	44 6853	8,534 89	8,055 37	1 6578	275 04
ADOBE INC CMN (ADBE)								
	127 00	329 8100	41,885 87	93 9076	11,926 27	29,959 60		
ALPHABET INC CMN CLASS A (GOOGL)								
	33 00	1,339 3900	44,199 87	785 9044	25,934 84	18,265 03		
AMAZON COM INC CMN (AMZN)								
	19 00	1,847 8400	35,108 96	1,685 1021	32,016 94	3,092 02		
AUTOMATIC DATA PROCESSING INC CMN (ADP)								
	147 00	170 5000	25,063 50	137 7534	20,249 75	4,813 75	2 1349	535 08
			133 77					
BECTON, DICKINSON AND COMPANY CMN (BDX)								
	89 00	271 9700	24,205 33	211 7996	18,850 16	5,355 17	1 1619	281 24
BOOKING HOLDINGS INC CMN (BKNG)								
	9 00	2,053 7300	18,483 57	1,350 4078	12,153 67	6,329 90		
BOSTON SCIENTIFIC CORP COMMON STOCK (BSX)								
	325 00	45 2200	14,696 50	42 5402	13,825 58	870 92		
BURLINGTON STORES INC CMN (BURL)								
	66 00	228 0300	15,049 98	160 6276	10,601 42	4,448 56		
ELANCO ANIMAL HEALTH INCORPORA CMN (ELAN)								
	537 00	29 4500	15,814 65	31 3568	16,838 61	(1,023 96)		
EPAM SYS INC CMN (EPAM)								
	80 00	212 1600	16,972 80	146 4168	11,713 34	5,259 46		
FACEBOOK, INC CMN CLASS A (FB)								
	168 00	205 2500	34,482 00	87 3551	14,675 66	19,806 34		
GLOBAL PAYMENTS INC CMN (GPN)								
	75 00	182 5600	13,692 00	142 5916	10,694 37	2,997 63	0 4273	58 50
INTUIT INC CMN (INTU)								
	47 00	261 9300	12,310 71	205 8306	9,674 04	2,636 67	0 8094	99 64
MICROSOFT CORPORATION CMN (MSFT)								
	354 00	157 7000	55,825 80	75 5094	26,730 32	29,095 48	1 2936	722 16
MONSTER BEVERAGE CORPORATION CMN (MNST)								
	166 00	63 5500	10,549 30	41 8369	6,961 53	3,587 77		
NEUROCRINE BIOSCIENCES, INC CMN (NBIX)								
	68 00	107 4900	7,309 32	87 0676	5,920 60	1,388 72		
PALO ALTO NETWORKS INC CMN (PANW)								
	63 00	231 2500	14,568 75	234 2651	14,758 70	(189 95)		
PAYPAL HOLDINGS, INC CMN (PYPL)								
	252 00	108 1700	27,258 84	61 0246	15,378 19	11,880 65		
SIRIUS XM HOLDINGS INC CMN (SIRI)								
	2,240 00	7 1500	16,016 00	5 9397	13,304 91	2,711 09		

²⁵ This is a bank deposit with Goldman Sachs Bank USA, member FDIC, reflected here for your convenience and is not cash held in your account(s). For additional information, terms and conditions concerning this deposit, see Additional Disclosures Regarding GS Bank at the end of this Statement and your Bank Deposit Agreement.

²⁸ Securities and investments, other than deposit products, are not offered by and are not deposits or obligations of Goldman Sachs Bank USA, are not FDIC insured, and are subject to investment risks, including possible loss of the principal amount invested.

³⁰ Cash balances are presumed to be pending reinvestment. The amount of cash displayed may not currently be available due to unsettled transactions.



Statement Detail
DSM: LCG
Holdings (Continued)

Period Ended December 31, 2019

PUBLIC EQUITY (Continued)

	Quantity	Market Price	Market Value / Accrued Income	Unit Cost	Cost Basis	Unrealized Gain (Loss)	Dividend Yield	Estimated Annual Income
US EQUITY								
DSM LARGE CAP GROWTH								
THERMO FISHER SCIENTIFIC INC CMN (TMO)	42.00	324.8700	13,644.54 7.98	209.5367	8,800.54	4,844.00	0.2339	31.92
VARIAN MEDICAL SYSTEMS INC CMN (VAR)	43.00	142.0100	6,106.43	141.5442	6,086.40	20.03		
VISA INC CMN CLASS A (V)	204.00	187.9000	38,331.60	48.0060	9,793.22	28,538.38	0.6386	244.80
ZOETIS INC CMN CLASS A (ZTS)	212.00	132.3500	28,058.20	49.6826	10,532.72	17,525.48	0.6045	169.60
ALIBABA GROUP HOLDING LIMITED SPONSORED ADR CMN (BABA)	182.00	212.1000	38,602.20	95.2021	17,326.78	21,275.42		
ROYAL CARIBBEAN CRUISES LTD ISIN LR0008862868 (RCL)	99.00	133.5100	13,217.49 77.22	82.9134	8,208.43	5,009.06	2.3369	308.88
TENCENT HOLDINGS LIMITED UNSPONSORED ADR CMN ADD ADR REL 19358779 (TCEHY)	672.00	48.2045	32,393.42	15.0162	10,090.86	22,302.56	0.2389	77.40
TOTAL DSM LARGE CAP GROWTH			638,789.53 219.33	379,934.38	258,855.15	1.0427		2,936.46
TOTAL PORTFOLIO			Market Value 630,657.22	Adjusted Cost / Original Cost 371,582.74	Unrealized Gain (Loss) 258,855.15			Estimated Annual Income 2,936.46

Period Ended December 31, 2019

PUBLIC EQUITY (Continued)

	Quantity	Market Price	Market Value / Accrued Income	Unit Cost	Cost Basis	Unrealized Gain (Loss)	Dividend Yield	Estimated Annual Income
US EQUITY								
YACKTMAN DYNAMIC EQUITY								
NEWS CORPORATION CMN CLASS A (NWSA)	674 00	14 1400	9,530 36	12 9068	8,699 20	831 16	1 4144	134 80
ORACLE CORPORATION CMN (ORCL)	462 00	52 9800	24,476 76	32 3815	14,960 24	9,516 52	1 8120	443 52
PEPSICO, INC CMN (PEP)	403 00	136 6700	55,078 01	70 4883	28,406 77	26,671 24	2 7951	1,539 46
			384 87					
PROCTER & GAMBLE COMPANY (THE) CMN (PG)	460 00	124 9000	57,454 00	67 3955	31,001 93	26,452 07	2 3888	1,372 46
STATE STREET CORPORATION (NEW) CMN (STT)	171 00	79 1000	13,526 10	56 1077	9,594 41	3,931 69	2 6296	355 68
			88 92					
STRYKER CORPORATION CMN (SYK)	15 00	209 9400	3,149 10	52 4827	787 24	2,361 86	1 0956	34 50
			8 63					
SYSCO CORPORATION CMN (SYY)	269 00	85 5400	23,010 26	35 6549	9,591 17	13,419 09	2 1043	484 20
THE BANK OF NY MELLON CORP CMN (BK)	125 00	50 3300	6,291 25	18 8163	2,352 04	3,939 21	2 4637	155 00
U S BANCORP CMN (USB)	210 00	59 2900	12,450 90	27 6181	5,799 80	6,651 10	2 8335	352 80
			88 20					
WALT DISNEY COMPANY (THE) CMN (DIS)	232 00	144 6300	33,554 16	60 0669	13,935 52	19,618 64	1 2169	408 32
			204 16					
WELLS FARGO & CO (NEW) CMN (WFC)	65 00	53 8000	3,497 00	37 6571	2,447 71	1,049 29	3 7918	132 60
BOLLORE CMN	21 00	No Price	0 00	5 5510	116 57	(116 57)		
BOLLORE CMN NON DTC ELIGIBLE (BOIVF)	6,931 00	4 4300	30,704 33	4 4083	30,554 21	150 12		
UNILEVER N V NY SHS (NEW) ADR CMN (UN)	83 00	57 4600	4,769 18	37 9401	3,149 03	1,620 15	2 6870	128 15
TOTAL YACKTMAN DYNAMIC EQUITY			635,981 36	438,073 29	197,908 07	1,178 82	2 3517	12,447 39
			1,178 82					
TOTAL PORTFOLIO			Market Value 536,015.14	Adjusted Cost / Original Cost 336,928.25	Unrealized Gain (Loss) 197,908.07			Estimated Annual Income 12,447.39



Statement Detail
GRANNY B&P FDN BKG
 Holdings

Period Ended December 31, 2019

CASH, DEPOSITS & MONEY MARKET FUNDS

	Quantity	Market Price	Market Value / Accrued Income	Unit Cost	Adjusted Cost / Original Cost	Unrealized Gain (Loss)	Yield to Maturity / Current Yield	Estimated Annual Income
DEPOSITS & MONEY MARKET FUNDS								
DEPOSITS								
GOLDMAN SACHS BANK USA DEPOSIT (BDA) ^{25,28}	26,019.51	1.0000	26,019.51	1.0000	26,019.51	0.00	1.5863	415.36

1 13

PUBLIC EQUITY

	Quantity	Market Price	Market Value / Accrued Income	Unit Cost	Cost Basis	Unrealized / Economic Gain (Loss)	Dividend Yield	Estimated Annual Income
NON-US EQUITY								
GS INTERNATIONAL EQUITY DIVIDEND AND PREMIUM FUND								
GS INTERNATIONAL EQUITY DIVIDEND AND PREMIUM FUND CLASS P (GGHPX)	18,080.686	7.1400	129,096.10	7.8647	142,199.35	(13,103.25) 29,096.09	3.0812	3,977.75
FTSE EMERGING MARKETS INDEX FUND (VANGUARD)								
VANGUARD FTSE EMERGING MKTS ETF (VVO)	1,030.00	44.4700	45,804.10	48.5000	49,955.00	(4,150.90)	3.2348	1,481.66
TOTAL NON-US EQUITY								
			174,901.33		192,154.35	(17,254.15)	3.1214	5,459.41
TOTAL PORTFOLIO								
			200,920.84		218,173.86	(17,254.15)		5,874.77

²⁵ This is a bank deposit with Goldman Sachs Bank USA, member FDIC, reflected here for your convenience and is not cash held in your account(s). For additional information, terms and conditions concerning this deposit, see Additional Disclosures Regarding GS Bank at the end of this Statement and your Bank Deposit Agreement.

²⁸ Securities and investments other than deposit products are not offered by and are not deposits or obligations of Goldman Sachs Bank USA, are not FDIC insured, and are subject to investment risks, including possible loss of the principal amount invested.



Business Services Account
December 2019

Account name: GRANNY B & P FOUNDATION
Friendly account name: Cash
Account number: Y1 13110 4C

Your Financial Advisor:
TURNSTONE WEALTH MANAGEMENT
212-821-7000/800-308-3140

Your assets

Some prices, income and current values shown may be approximate. As a result, gains and losses may not be accurately reflected. See *Important information about your statement* at the end of this document for more information.

Cash

Cash and money balances

Cash and money balances may include available cash balances, UBS Bank USA deposit account balances, UBS FDIC Insured Program Bank Balances, UBS AG Stamford Branch deposit account balances and money market (mutual fund sweep balances).

UBS Bank USA and all UBS FDIC Insured Program Bank deposit account balances are insured by the FDIC within applicable limits, but are not protected by SIPC. UBS AG Stamford Branch deposit account balances are not insured by FDIC and are not protected by SIPC. Money market sweep balances are protected by SIPC but are not insured by the FDIC.

See the *Important information about your statement* at the end of this document for details about those balances.

Holding	Opening balance on Dec. 1 (\$)	Closing balance on Dec. 31 (\$)	Price per share on Dec. 31 (\$)	Average rate	Dividend/Interest period	Days in period	Cap amount (\$)
UBS BANK USA BUS ACCT	101,726.11	101,750.26					250,000.00

Equities

Common stock

Holding	Trade date	Number of shares	Purchase price/Average price per share (\$)	Price per share on Dec. 31 (\$)	Cost basis (\$)	Value on Dec. 31 (\$)	Unrealized gain or loss (\$)	Holding period
TEVA PHARMACEUTICALS IND LTD ISRAEL ADR	Dec 18, 08	4,080,000	36.260	9.800	147,940.80	39,984.00	-107,956.80	LT
Symbol	TEVA	Exchange	OTC					

Your total assets

	Value on Dec. 31 (\$)	Percentage of your account	Cost basis (\$)	Estimated annual income (\$)	Unrealized gain or loss (\$)
Cash	101,750.26	71.79%	101,750.26		
Equities	39,984.00	28.21%	147,940.80		-107,956.80
Total	\$141,734.26	100.00%	\$249,691.06		-\$107,956.80



Portfolio Management Program
December 2019

Account name: GRANNY B & P FOUNDATION
Friendly account name: OCIO
Account number: Y1 43846 4C

Your Financial Advisor:
TURNSTONE WEALTH MANAGEMENT
212-821-7000/800-308-3140

Your assets

Some prices, income and current values shown may be approximate. As a result, gains and losses may not be accurately reflected. See *Important information about your statement* at the end of this document for more information.

Cash

Cash and money balances

Cash and money balances may include available cash balances, UBS Bank USA deposit account balances, UBS FDIC Insured Program Bank Balances, UBS AG Stamford Branch deposit account balances and money market mutual fund sweep balances.

UBS Bank USA and all UBS FDIC Insured Program Bank deposit account balances are insured by the FDIC within applicable limits, but are not protected by SIPC. UBS AG Stamford Branch deposit account balances are not insured by FDIC and are not protected by SIPC. Money market sweep balances are protected by SIPC but are not insured by the FDIC.

See the *Important information about your statement* at the end of this document for details about those balances.

Holding	Opening balance on Dec. 1 (\$)	Closing balance on Dec. 31 (\$)	Price per share on Dec. 31 (\$)	Average rate	Dividend/Interest Period	Days in period	Cap amount (\$)
Cash	0.00	20.50					
UBS BANK USA BUS ACCT	5,679.09	6,434.41					250,000.00
Total	\$5,679.09	\$6,454.91					

Equities

Closed end funds & Exchange traded products

Total reinvested is the total of all reinvested dividends. It does not include any cash dividends. It is not a tax lot for the purposes of determining holding periods or cost basis. The shares you receive each time you reinvest dividends become a separate tax lot.

Cost basis is the total purchase cost of the security, including reinvested dividends. The cost basis may need to be adjusted for return of capital payments in order to determine the adjusted cost basis for tax reporting purposes.

Unrealized (tax) gain or loss is the difference between the current value and the cost basis and would generally be your taxable gain or loss if the security was sold on this date. The unrealized (tax) gain or loss may need to be adjusted for return of capital payments in order to determine the realized gain or loss for tax reporting purposes.

Investment return is the current value minus the amount you invested. It does not include shares that are not reflected on your statement, including shares that have been realized as either a gain or a loss. It also does not include cash dividends that were not reinvested.

Holding	Number of shares	Purchase price/Average price per share (\$)	Client investment (\$)	Price per share on Dec. 31 (\$)	Value on Dec. 31 (\$)	Unrealized (tax) gain or loss (\$)	Investment return (\$)	Holding period
COMIM SERVICES SELECT SECTOR								
SPDR ETF								
Symbol XLC								
Trade date Nov 7, 18	336,000	46.634	15,669.17	53.630	18,019.68	2,350.51		LT
Trade date Jul 29, 19	95,000	51.370	4,880.15	53.630	5,094.85	214.70		ST
EAI \$188 Current yield 0.81%								
Security total	431,000	47.678	20,549.32	20,549.32	23,114.53	2,565.21	2,565.21	

continued next page



Portfolio Management Program
December 2019

Account name: GRANNY B & P FOUNDATION
Friendly account name: OCIO
Account number: Y1 43846 4C

Your Financial Advisor
TURNSTONE WEALTH MANAGEMENT
212-821-7000/800-308-3140

Your assets, Equities, Closed end funds & Exchange traded products (continued)

Holding	Number of shares	Purchase price/Average price per share (\$)	Client investment (\$)	Cost basis (\$)	Price per share on Dec 31 (\$)	Value on Dec 31 (\$)	Unrealized (tax) gain or loss (\$)	Investment return (\$)	Holding period
INVESCO S&P ULTRA DIVID REV ETF									
Symbol RDIV									
Trade date Nov 1, 18	429 000	37 148	15,936 88	15,936 88	39 460	16,928 34	991 46		LT
Total reinvested	21 000	36 751		771 78	39 460	828 66	56 88		
EAI \$683 Current yield 3 85%									
Security total	450 000	37 130	15,936 88	16,708 66		17,757 00	1,048 34	1,820 12	
ISHARES GLOBAL INFRASTRUCTURE ETF									
Symbol IGF									
Trade date Oct 25, 18	230 000	40 790	9,381 70	9,381 70	47 910	11,019 30	1,637 60		LT
Trade date Nov 1, 18	3 000	40 890	122 67	122 67	47 910	143 73	21 06		LT
Total reinvested	11 000	44 070		484 78	47 910	527 01	42 23		
EAI \$383 Current yield 3 28%									
Security total	244 000	40 939	9,504 37	9,989 15		11,690 04	1,700 89	2,185 67	
ISHARES EDGE MSCI USA QUALITY FACTOR ETF									
Symbol QUAL									
Trade date Jul 29, 19	235 000	94 080	22,108 80	22,108 80	101 000	23,735 00	1,626 20		ST
Total reinvested	1 000	100 700		100 70	101 000	101 00	0 30		
EAI \$327 Current yield 1 37%									
Security total	236 000	94 108	22,108 80	22,209 50		23,836 00	1,626 50	1,727 20	
ISHARES CORE MSCI EMERGING MARKETS ETF									
Symbol IEMG									
Trade date Oct 25, 18	345 000	47 157	16,269 37	16,269 37	53 760	18,547 20	2,277 83		LT
Trade date Feb 5, 19	275 000	52 043	14,312 07	14,312 07	53 760	14,784 00	471 93		ST
Trade date May 23, 19	124 000	48 130	5,968 12	5,968 12	53 760	6,665 24	698 12		ST
Total reinvested	26 000	50 932		1,324 25	53 760	1,397 76	73 51		
EAI \$1,077 Current yield 2 60%									
Security total	770 000	49 187	36,549 56	37,873 81		41,395 20	3,521 39	4,845 64	

continued next page



Portfolio Management Program
December 2019

Account name: GRANNY B & P FOUNDATION
Friendly account name: OCIO
Account number: Y1 43846 4C

Your Financial Advisor:
TURNSTONE WEALTH MANAGEMENT
212-821-7000/800-308-3140

YOUR assets • Equities • Closed end funds & Exchange traded products (continued)

Holding	Number of shares	Purchase price/Average price per share (\$)	Client investment (\$)	Cost basis (\$)	Price per share on Dec 31 (\$)	Value on Dec 31 (\$)	Unrealized (tax) gain or loss (\$)	Investment return (\$)	Holding period
SPDR S&P 500 ETF TR									
Symbol SPY									
Trade date Oct 25, 18	296,000	268,655	79,521,88	79,521,88	321,860	95,270,56	15,748,68		LT
Trade date Jul 29, 19	14,000	301,453	4,220,35	4,220,35	321,860	4,506,04	285,69		ST
Total reinvested	4,000	291,362		1,165,45	321,860	1,287,44	121,99		
EAI \$1,764 Current yield 1.75%									
Security total	314,000	270,407	83,742,23	84,907,68		101,064,04	16,156,36	17,321,81	
VANGUARD EXTD MKT ETF									
Symbol VXF									
Trade date Oct 25, 18	181,000	108,789	19,690,81	19,690,81	125,990	22,804,19	3,113,38		LT
Trade date Jul 29, 19	2,000	120,830	241,66	241,66	125,990	251,98	10,32		ST
EAI \$300 Current yield 1.30%									
Security total	183,000	108,921	19,932,47	19,932,47		23,056,17	3,123,70	3,123,70	
VANGUARD REAL ESTATE ETF									
Symbol VNQ									
Trade date Oct 25, 18	61,000	78,120	4,765,38	4,765,38	92,790	5,660,19	894,81		LT
Trade date Nov 1, 18	1,000	78,370	78,37	78,37	92,790	92,79	14,42		LT
EAI \$195 Current yield 3.39%									
Security total	62,000	78,125	4,843,75	4,843,75		5,752,98	909,23	909,23	
VANGUARD FTSE DEVELOPED MKT ETF									
Symbol VEA									
Trade date Oct 25, 18	1,165,000	39,184	45,650,52	45,650,52	44,060	51,329,90	5,679,38		LT
Total reinvested	54,000	40,916		2,209,51	44,060	2,379,24	169,73		
EAI \$1,633 Current yield 3.04%									
Security total	1,219,000	39,262	45,650,52	47,860,03		53,709,14	5,849,11	8,058,62	
Total			\$258,817.90	\$264,874.37		\$301,375.10	\$36,500.73	\$42,557.20	
Total estimated annual income: \$6,550									



Portfolio Management Program
December 2019

Account name GRANNY B & P FOUNDATION
Friendly account name: OCIO
Account number. Y1 43846 4C

Your Financial Advisor
TURNSTONE WEALTH MANAGEMENT
212-821-7000/800-308-3140

YOUR ASSETS - Equities (continued)

Mutual funds

Total reinvested is the total of all reinvested dividends. It does not include any cash dividends. It is not a tax lot for the purposes of determining holding periods or cost basis. The shares you receive each time you reinvest dividends become a separate tax lot.

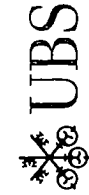
Cost basis is the total purchase cost of the security, including reinvested dividends. The cost basis may need to be adjusted for return of capital payments in order to determine the adjusted cost basis for tax reporting purposes.

Unrealized (tax) gain or loss is the difference between the current value and the cost basis and would generally be your taxable gain or loss if the security was sold on this date. The unrealized (tax) gain or loss may need to be adjusted for return of capital payments in order to determine the realized gain or loss for tax reporting purposes.

Investment return is the current value minus the amount you invested. It does not include shares that are not reflected on your statement, including shares that have been realized as either a gain or a loss. It also does not include cash dividends that were not reinvested.

Holding	Number of shares	Purchase price/Average price per share (\$)	Client investment (\$)	Cost basis (\$)	Price per share on Dec 31 (\$)	Value on Dec 31 (\$)	Unrealized (tax) gain or loss (\$)	Investment return (\$)	Holding period
AMERICAN CENTURY									
EMERGING MARKETS FUND CLASS I									
Symbol	AMKIX								
Trade date	Oct 25, 18	9 970	19,979 99	19,979 99	12 320	24,689 41	4,709 42		LT
Trade date	Nov 1, 18	10 269	198 64	198 64	12 320	238 29	39 65		LT
Trade date	Jul 29, 19	11 510	4,182 15	4,182 15	12 320	4,476 46	294 31		ST
Total reinvested	18 175	11 448		208 07	12 320	223 92	15 85		
EAI	\$236	Current yield	0 80%			29,628 08	5,059 23	5,267 30	
Security total	2,404 877	10 216	24,360 78	24,568 85					
FEDERATED KAUFMANN SMALL CAP FUND CLASS INSTL									
Symbol	FKAIX								
Trade date	Nov 1, 18	37 740	26,394 50	26,394 50	44 120	30,856 50	4,462 00		LT
Total reinvested	58 771	35 889		2,109 26	44 120	2,592 98	483 72		
EAI	\$111	Current yield	0 33%			33,449 48	4,945 72	7,054 98	
Security total	758 148	37 597	26,394 50	28,503 76					
WCM FOCUSED INTERNATIONAL GROWTH FUND CLASS INSTL									
Symbol	WCMIX								
Trade date	Oct 25, 18	14 950	14,490 40	14,490 40	18 910	18,328 65	3,838 25		LT
Trade date	Nov 1, 18	15 259	5,172 60	5,172 60	18 910	6,409 83	1,237 23		LT
Trade date	May 23, 19	16 369	8,503 95	8,503 95	18 910	9,823 44	1,319 49		ST
Total reinvested	58 873	14 654		862 74	18 910	1,113 29	250 55		

continued next page



Portfolio Management Program
December 2019

Account name GRANNY B & P FOUNDATION
Friendly account name: OCIO
Account number: Y1 43846 4C

Your Financial Advisor
TURNSTONE WEALTH MANAGEMENT
212-821-7000/800-308-3140

Your assets • Equities • Mutual funds (continued)

Holding	Number of shares	Purchase price/Average price per share (\$)	Client investment (\$)	Cost basis (\$)	Price per share on Dec 31 (\$)	Value on Dec 31 (\$)	Unrealized (tax) gain or loss (\$)	Investment return (\$)	Holding period
EAI \$77 Current yield 0.22%	1,886,579	15.387	28,166.95	29,029.69	35.67520	67,508.26	6,645.52	7,508.26	
Total			\$78,922.23	\$82,102.30		\$98,752.76	\$16,650.47	\$19,830.53	

Total estimated annual income: \$424

Fixed income

Closed end funds & Exchange traded products

Total reinvested is the total of all reinvested dividends. It does not include any cash dividends. It is not a tax lot for the purposes of determining holding periods or cost basis. The shares you receive each time you reinvest dividends become a separate tax lot.

Cost basis is the total purchase cost of the security, including reinvested dividends. The cost basis may need to be adjusted for return of capital payments in order to determine the adjusted cost basis for tax reporting purposes.

Unrealized (tax) gain or loss is the difference between the current value and the cost basis and would generally be your taxable gain or loss if the security was sold on this date. The unrealized (tax) gain or loss may need to be adjusted for return of capital payments in order to determine the realized gain or loss for tax reporting purposes.
Investment return is the current value minus the amount you invested. It does not include shares that are not reflected on your statement, including shares that have been realized as either a gain or a loss. It also does not include cash dividends that were not reinvested.

Holding	Number of shares	Purchase price/Average price per share (\$)	Client investment (\$)	Cost basis (\$)	Price per share on Dec 31 (\$)	Value on Dec 31 (\$)	Unrealized (tax) gain or loss (\$)	Investment return (\$)	Holding period
ISHARES IBOXX USD HIGH YIELD CORPORATE BOND ETF									
Symbol									
Trade date	241,000	84.540	20,374.14	20,374.14	87.940	21,193.54	819.40		LT
Trade date	5,000	84.170	420.85	420.85	87.940	439.70	18.85		LT
Total reinvested	13,000	85.499		1,111.49	87.940	1,143.22	31.73		
EAI \$1,138 Current yield 5.00%									
Security total	259,000	84.581	20,794.99	21,906.48	22,776.46	869.98	1,981.47		

VANECK VECTORS JP MORGAN EM LOCAL CURRENCY BOND ETF

Symbol	Trade date	Number of shares	Purchase price/Average price per share (\$)	Client investment (\$)	Cost basis (\$)	Price per share on Dec 31 (\$)	Value on Dec 31 (\$)	Unrealized (tax) gain or loss (\$)	Investment return (\$)	Holding period
Symbol										
Trade date	Oct 25, 18	459,000	32.454	14,896.64	14,896.64	34.010	15,610.59	713.95		LT
Trade date	Nov 1, 18	7,000	32.342	226.40	226.40	34.010	238.07	11.67		LT
Total reinvested		22,000	33.649	740.28	740.28	34.010	748.22	7.94		
EAI \$1,038 Current yield 6.25%										

continued next page



Portfolio Management Program
December 2019

Account name GRANNY B & P FOUNDATION
Friendly account name: OCIO
Account number Y1 43846 4C

Your Financial Advisor
TURNSTONE WEALTH MANAGEMENT
212-821-7000/800-308-3140

Your assets • Fixed income • Closed end funds & Exchange traded products (continued)

Holding	Number of shares	Purchase price/Average price per share (\$)	Client investment (\$)	Cost basis (\$)	Price per share on Dec 31 (\$)	Value on Dec 31 (\$)	Unrealized (tax) gain or loss (\$)	Investment return (\$)	Holding period
Security total	488 000	32 507	15,123 04	15,863 32		16,596 88	733 56	1,473 84	
VANGUARD SHORT-TERM CORPORATE BOND ETF									
Symbol	VCSH								
Trade date	Mar 27, 19	79 850	31,540 75	31,540 75	81 030	32,006 85	466 10		ST
Trade date	Jul 29, 19	80 635	17,820 34	17,820 34	81 030	17,907 63	87 29		ST
Total reinvested	8 000	80 687		645 50	81 030	648 24	2 74		
EAI	\$1,451 Current yield 2.87%								
Security total	624 000	80 139	49,361 09	50,006 59		50,562 72	556 13	1,201 63	
VANGUARD TOTAL BOND MKT ETF									
Symbol	BND								
Trade date	Oct 25, 18	78 075	40,287 21	40,287 21	83 860	43,271 76	2,984 55		LT
Trade date	Jul 29, 19	82 935	829 35	829 35	83 860	838 60	9 25		ST
Total reinvested	14 000	82 030		1,148 43	83 860	1,174 04	25 61		
EAI	\$1,231 Current yield 2.72%								
Security total	540 000	78 269	41,116 56	42,264 99		45,284 40	3,019 41	4,167 84	
Total			\$126,395.68	\$130,041.38		\$135,220.46	\$5,179.08	\$8,824.78	
Total estimated annual income: \$4,858									
Mutual funds									
<p><i>Total reinvested</i> is the total of all reinvested dividends. It does not include any cash dividends. It is not a tax lot for the purposes of determining holding periods or cost basis. The shares you receive each time you reinvest dividends become a separate tax lot.</p> <p><i>Cost basis</i> is the total purchase cost of the security, including reinvested dividends. The cost basis may need to be adjusted for return of capital payments in order to determine the adjusted cost basis for tax reporting purposes.</p> <p><i>Investment return</i> is the current value minus the amount you invested. It does not include shares that are not reflected on your statement, including shares that have been realized as either a gain or a loss. It also does not include cash dividends that were not reinvested.</p>									
Holding	Number of shares	Purchase price/Average price per share (\$)	Client investment (\$)	Cost basis (\$)	Price per share on Dec 31 (\$)	Value on Dec 31 (\$)	Unrealized (tax) gain or loss (\$)	Investment return (\$)	Holding period
SEMPER MBS TOTAL RETURN FUND CLASS INSTITUTIONAL									
Symbol	SEMIMX								
Trade date	Oct 25, 18	10 609	29,996 99	29,996 99	10 430	29,488 09	-508 90		LT

continued next page



Portfolio Management Program
December 2019

Account name GRANNY B & P FOUNDATION
Friendly account name: OCIO
Account number: Y1 43846 4C

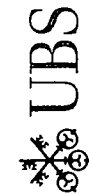
Your Financial Advisor.
TURNSTONE WEALTH MANAGEMENT
212-821-7000/800-308-3140

Your assets › Fixed income › Mutual funds (continued)

Holding	Number of shares	Purchase price/Average price per share (\$)	Client investment (\$)	Cost basis (\$)	Price per share on Dec. 31 (\$)	Value on Dec. 31 (\$)	Unrealized (tax) gain or loss (\$)	Investment return (\$)	Holding period
Trade date Nov 1, 18	36 307	10 599	384 85	384 85	10 430	378 68	-6 17		LT
Trade date Jul 29, 19	721 382	10 499	7,574 51	7,574 51	10 430	7,524 01	-50 50		ST
Total reinvested	174 543	10 478	1,828 90	1,828 90	10 430	1,820 48	-8 42		
EAI \$1,955 Current yield 4.99%									
Security total	3,759 470	10 583	37,956 35	39,785 25		39,211 27	-573 99	1,254 91	

Your total assets

	Value on Dec 31 (\$)	Percentage of your account	Cost basis (\$)	Estimated annual income (\$)	Unrealized gain or loss (\$)
Cash	6,454.91	1.11%	6,454.91		
Equities					
Closed end funds & Exchange traded products	301,375 10		264,874 37	6,550 00	36,500 73
Mutual funds	98,752 76		82,102 30	424 00	16,650 47
Total equities	400,127.86	68.87%	346,976.67	6,974.00	53,151.20
Fixed income					
Closed end funds & Exchange traded products	135,220 46		130,041 38	4,858 00	5,179 08
Mutual funds	39,211 27		39,785 25	1,955 00	-573 99
Total fixed income	174,431.73	30.02%	169,826.63	6,813.00	4,605.09
Total	\$574,559.59	100.00%	\$516,803.30	\$13,787.00	\$57,756.29



Portfolio Management Program
December 2019

Account name: GRANNY B & P FOUNDATION
Friendly account name: Dividend Ruler
Account number: Y1 14051 4C

Your Financial Advisor
TURNSTONE WEALTH MANAGEMENT
212-821-7000/800-308-3140

Your assets

Some prices, income and current values shown may be approximate. As a result, gains and losses may not be accurately reflected. See *important information about your statement* at the end of this document for more information.

Cash

Cash and money balances

Cash and money balances may include available cash balances, UBS Bank USA deposit account balances, UBS FDIC Insured Program Bank Balances, UBS AG Stamford Branch deposit account balances and money market mutual fund sweep balances

UBS Bank USA and all UBS FDIC Insured Program Bank deposit account balances are insured by the FDIC within applicable limits, but are not protected by SIPC. UBS AG Stamford Branch deposit account balances are not insured by FDIC and are not protected by SIPC. Money market sweep balances are protected by SIPC but are not insured by the FDIC.

See the *important information about your statement* at the end of this document for details about those balances.

Holding	Opening balance on Dec 1 (\$)	Closing balance on Dec 31 (\$)	Price per share on Dec 31 (\$)	Average rate	Dividend/Interest period	Days in period	Cap amount (\$)
UBS BANK USA BUS ACCT	8,703 22	9,590 07					250,000 00

Equities

Common stock

Holding	Trade date	Number of shares	Purchase price/Average price per share (\$)	Cost basis (\$)	Price per share on Dec 31 (\$)	Value on Dec 31 (\$)	Unrealized gain or loss (\$)	Holding period
ACCENTURE PLC IRELAND CL A								
Symbol ACN Exchange NYSE								
EAI \$467 Current yield 1 52%	Nov 20, 15	145 000	108 098	15,674 32	210 570	30,532 65	14,858 33	LT
Security total	Feb 12, 16	1 000	94 510	94 51	210 570	210 57	116 06	LT
		146 000	108 006	15,768 83		30,743 22	14,974 39	
AMER ELECTRIC POWER CO								
Symbol AEP Exchange NYSE								
EAI \$339 Current yield 2 96%	Sep 9, 19	121 000	91 410	11,060 68	94 510	11,435 71	375 03	ST
BLACKROCK INC								
Symbol BLK Exchange NYSE								
EAI \$422 Current yield 2 62%	Jan 12, 17	32 000	377 760	12,088 35	502 700	16,086 40	3,998 05	LT
CHEVRON CORP								
Symbol CVX Exchange NYSE								
EAI \$633 Current yield 3 95%	Feb 4, 19	131 000	119 361	15,636 37	120 510	15,786 81	150 44	ST
Earnings	Earnings	2 000	121 195	242 392	120 510	241 02	-1 37	

continued next page



Portfolio Management Program
December 2019

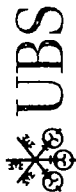
Account name: GRANNY B & P FOUNDATION
Friendly account name: Dividend Ruler
Account number: Y1 14051 4C

Your Financial Advisor.
TURNSTONE WEALTH MANAGEMENT
212-821-7000/800-308-3140

Your assets • Equities • Common stock (continued)

Holding	Trade date	Number of shares	Purchase price/Average price per share (\$)	Cost basis (\$)	Price per share on Dec 31 (\$)	Value on Dec 31 (\$)	Unrealized gain or loss (\$)	Holding period
Security total		133 000	119 389	15,878 76		16,027 83	149 07	
CHUBB LTD CHF								
Symbol CB Exchange NYSE								
EAI \$351 Current yield 1.93%								
CHF Exchange rate 0.96835	Apr 4, 16	117 000	120 947	14,150 90	155 660	18,212 22	4,061 32	LT
COCA COLA CO COM								
Symbol KO Exchange NYSE								
EAI \$955 Current yield 2.89%	Jan 11, 17	245 000	41 016	10,049 02	55 350	13,560 75	3,511 73	LT
	Jul 24, 18	171 000	44 916	7,680 68	55 350	9,464 85	1,784 17	LT
	Nov 6, 18	149 000	48 922	7,289 41	55 350	8,247 15	957 74	LT
	Earnings	32 000	48 835	1,562 74 ²	55 350	1,771 20	208 46	
Security total		597 000	44 526	26,581 85		33,043 95	6,462 10	
COMCAST CORP NEW CL A								
Symbol CMCSA Exchange OTC								
EAI \$648 Current yield 1.87%	Mar 6, 18	517 000	36 725	18,987 24	44 970	23,249 49	4,262 25	LT
	Nov 6, 18	237 000	37 711	8,937 65	44 970	10,657 89	1,720 24	LT
	Earnings	18 000	39 619	713 15	44 970	809 46	96 31	
Security total		772 000	37 096	28,638 04		34,716 84	6,078 80	
CRANE CO								
Symbol CR Exchange NYSE								
EAI \$236 Current yield 1.81%	Feb 12, 16	151 000	47 634	7,192 77	86 380	13,043 38	5,850 61	LT
DIAGEO PLC NEW GB SPON ADR								
Symbol DEO Exchange NYSE								
EAI \$498 Current yield 2.04%	Jan 11, 17	90 000	106 932	9,623 91	168 420	15,157 80	5,533 89	LT
	Sep 12, 17	26 000	137 264	3,568 87	168 420	4,378 92	810 05	LT
	Oct 7, 19	26 000	164 045	4,265 19	168 420	4,378 92	113 73	ST
	Earnings	3 000	146 683	440 05	168 420	505 26	65 21	
Security total		145 000	123 435	17,898 02		24,420 90	6,522 88	
HOME DEPOT INC								
Symbol HD Exchange NYSE								
EAI \$849 Current yield 2.49%	Aug 18, 15	113 000	123 200	13,921 68	218 380	24,676 94	10,755 26	LT
	Jun 9, 16	13 000	129 225	1,679 93	218 380	2,838 94	1,159 01	LT
	Oct 14, 16	1 000	126 840	126 84	218 380	218 38	91 54	LT,
	Jul 28, 17	27 000	147 920	3,993 85	218 380	5,896 26	1,902 41	LT

continued next page



Portfolio Management Program
December 2019

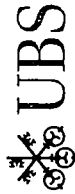
Account name: GRANNY B & P FOUNDATION
Friendly account name: Dividend Ruler
Account number: Y1 14051 4C

Your Financial Advisor
TURNSTONE WEALTH MANAGEMENT
212-821-7000/800-308-3140

Your assets • Equities • Common stock (continued)

Holding	Trade date	Number of shares	Purchase price/Average price per share (\$)	Cost basis (\$)	Price per share on Dec 31 (\$)	Value on Dec 31 (\$)	Unrealized gain or loss (\$)	Holding period
Security total	Earnings	2 000	200 865	401 73	218 380	436 76	35 03	
Security total		156 000	129 000	20,124 03		34,067 28	13,943 25	
INTEL CORP								
Symbol								
EAI \$944	Exchange OTC							
	Current yield 2.11%							
	Feb 12, 13	2 000	21 085	42 17	59 850	119 70	77 53	LT
	Mar 12, 13	24 000	21 500	516 00	59 850	1,436 40	920 40	LT
	Jun 10, 13	6 000	24 918	149 51	59 850	359 10	209 59	LT
	Aug 19, 13	80 000	22 429	1,794 38	59 850	4,788 00	2,993 62	LT
	Apr 9, 14	78 000	26 890	2,097 42	59 850	4,668 30	2,570 88	LT
	Jan 28, 15	66 000	34 141	2,253 34	59 850	3,950 10	1,696 76	LT
	Mar 16, 15	98 000	30 674	3,006 13	59 850	5,865 30	2,859 17	LT
	Jun 12, 15	2 000	31 395	62 79	59 850	119 70	56 91	LT
	Jun 9, 16	27 000	31 939	862 37	59 850	1,615 95	753 58	LT
	Jul 28, 17	144 000	35 168	5,064 24	59 850	8,618 40	3,554 16	LT
	Oct 9, 18	88 000	47 030	4,138 64	59 850	5,266 80	1,128 16	LT
Security total	Earnings	134 000	33 246	4,455 09	59 850	8,019 90	3,564 81	
Security total		749 000	32 633	24,442 08		44,827 65	20,385 57	
JOHNSON & JOHNSON COM								
Symbol								
EAI \$977	Exchange NYSE							
	Current yield 2.61%							
	Jun 13, 17	132 000	131 844	17,403 51	145 870	19,254 84	1,851 33	LT
	Jul 28, 17	84 000	131 509	11,046 82	145 870	12,253 08	1,206 26	LT
	Jul 24, 18	7 000	128 598	900 19	145 870	1,021 09	120 90	LT
	Dec 9, 19	28 000	140 240	3,926 72	145 870	4,084 36	157 64	ST
Security total	Earnings	6 000	134 668	808 01	145 870	875 22	67 21	
Security total		257 000	132 627	34,085 25		37,488 59	3,403 34	
JPMORGAN CHASE & CO								
Symbol								
EAI \$878	Exchange NYSE							
	Current yield 2.58%							
	Feb 4, 19	242 000	103 966	25,159 86	139 400	33,734 80	8,574 94	ST
Security total	Earnings	2 000	119 830	239 66	139 400	278 80	39 14	
Security total		244 000	104 096	25,399 52		34,013 60	8,614 08	

continued next page



Portfolio Management Program
December 2019

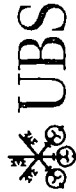
Account name: GRANNY B & P FOUNDATION
Friendly account name: Dividend Ruler
Account number: Y1 140514C

Your Financial Advisor:
TURNSTONE WEALTH MANAGEMENT
212-821-7000/800-308-3140

Your assets › Equities › Common stock (continued)

Holding	Trade date	Number of shares	Purchase price/Average price per share (\$)	Cost basis (\$)	Price per share on Dec 31 (\$)	Value on Dec 31 (\$)	Unrealized gain or loss (\$)	Holding period
LINDE PLC EUR								
Symbol LIN Exchange NYSE								
EAI \$396 Current yield 1.65%								
EUR Exchange rate 0.89086	Sep 13, 16	75 000	163 455	12,259 13	212 900	15,967 50	3,708 37	LT
	Oct 7, 19	38 000	189 429	7,198 33	212 900	8,090 20	891 87	ST
Security total		113 000	172 190	19,457 46		24,057 70	4,600 24	
LOCKHEED MARTIN CORP								
Symbol LMT Exchange NYSE								
EAI \$691 Current yield 2.46%	Jan 15, 16	41 000	213 720	8,762 52	389 380	15,964 58	7,202 06	LT
	Nov 6, 18	28 000	307 327	8,605 18	389 380	10,902 64	2,297 46	LT
	Apr 9, 19	3 000	302 830	908 49	389 380	1,168 14	259 65	ST
Security total		72 000	253 836	18,276 19		28,035 36	9,759 17	
MARSH & MCLENNAN COS INC								
Symbol MMC Exchange NYSE								
EAI \$408 Current yield 1.63%	Sep 8, 15	219 000	53 840	11,791 15	111 410	24,398 79	12,607 64	LT
	Earnings	5 000	87 420	437 10	111 410	557 05	119 95	
Security total		224 000	54 590	12,228 25		24,955 84	12,727 59	
MCDONALDS CORP								
Symbol MCD Exchange NYSE								
EAI \$650 Current yield 2.53%	Nov 9, 15	75 000	112 953	8,471 52	197 610	14,820 75	6,349 23	LT
	Nov 6, 17	55 000	169 696	9,333 29	197 610	10,868 55	1,535 26	LT
Security total		130 000	136 960	17,804 81		25,689 30	7,884 49	
MEDTRONIC PLC								
Symbol MDT Exchange NYSE								
EAI \$551 Current yield 1.90%	Jan 27, 15	44 000	75 668	3,329 40	113 450	4,991 80	1,662 40	LT
	Jan 27, 15	38 000	75 668	2,875 41	113 450	4,311 10	1,435 69	LT
	Jan 27, 15	34 000	75 668	2,572 72	113 450	3,857 30	1,284 58	LT
	Jan 27, 15	24 000	75 668	1,816 04	113 450	2,722 80	906 76	LT
	Jan 27, 15	19 000	75 668	1,437 71	113 450	2,155 55	717 84	LT
	Jan 27, 15	9 000	75 667	681 01	113 450	1,021 05	340 04	LT
	Jan 28, 15	4 000	73 542	294 17	113 450	453 80	159 63	LT
	Mar 16, 15	1 000	76 250	76 25	113 450	113 45	37 20	LT
	Jun 12, 15	19 000	74 453	1,414 61	113 450	2,155 55	740 94	LT

continued next page



Portfolio Management Program
December 2019

Account name: GRANNY B & P FOUNDATION
Friendly account name: Dividend Ruler
Account number: Y1 140514C

Your Financial Advisor:
TURNSTONE WEALTH MANAGEMENT
212-821-7000/800-308-3140

Your assets • Equities • Common stock (continued)

Holding	Trade date	Number of shares	Purchase price/ Average price per share (\$)	Cost basis (\$)	Price per share on Dec 31 (\$)	Value on Dec 31 (\$)	Unrealized gain or loss (\$)	Holding period
	Apr 4, 16	5 000	76 366	385 822	113 450	567 25	181 43	LT
	Oct 14, 16	4 000	83 197	332 79	113 450	453 80	121 01	LT
	Jul 28, 17	25 000	84 310	2,107 75	113 450	2,836 25	728 50	LT
	Earnings	29 000	78 305	2,270 862	113 450	3,290 05	1,019 19	
Security total		255 000	76 841	19,594 54		28,929 75	9,335 21	
MICROSOFT CORP								
Symbol	MSFT	Exchange	OTC					
EAI	\$973	Current yield	1 29%					
	Dec 9, 13	46 000	38 661	1,778 44	157 700	7,254 20	5,475 76	LT
	Apr 9, 14	61 000	40 330	2,460 13	157 700	9,619 70	7,159 57	LT
	Jan 28, 15	73 000	42 175	3,078 78	157 700	11,512 10	8,433 32	LT
	Mar 16, 15	28 000	41 500	1,162 00	157 700	4,415 60	3,253 60	LT
	Jun 9, 16	41 000	51 715	2,120 33	157 700	6,465 70	4,345 37	LT
	Jul 28, 17	181 000	73 141	13,238 60	157 700	28,543 70	15,305 10	LT
	Earnings	47 000	62 731	2,948 37	157 700	7,411 90	4,463 53	
Security total		477 000	56 156	26,786 65		75,222 90	48,436 25	
NEXTERA ENERGY INC COM								
Symbol	NEE	Exchange	NYSE					
EAI	\$450	Current yield	2 06%					
	Nov 12, 12	16 000	66 826	1,069 23	242 160	3,874 56	2,805 33	LT
	Jan 14, 13	3 000	71 706	215 12	242 160	726 48	511 36	LT
	Mar 12, 13	8 000	74 116	592 93	242 160	1,937 28	1,344 35	LT
	Jun 10, 13	27 000	78 868	2,129 44	242 160	6,538 32	4,408 88	LT
	Apr 9, 14	16 000	96 540	1,544 64	242 160	3,874 56	2,329 92	LT
	Feb 5, 18	1 000	157 100	157 10	242 160	242 16	85 06	LT
	Jun 27, 19	7 000	204 238	1,429 67	242 160	1,695 12	265 45	ST
	Earnings	12 000	80 457	965 49	242 160	2,905 92	1,940 43	
Security total		90 000	90 040	8,103 62		21,794 40	13,690 78	
NOVARTIS AG SPON ADR								
Symbol	NVS	Exchange	NYSE					
EAI	\$599	Current yield	1 95%					
	May 8, 12	9 000	47 418	426 77	94 690	852 21	425 44	LT
	Sep 10, 12	2 000	52 015	104 03	94 690	189 38	85 35	LT
	Nov 12, 12	22 000	52 685	1,159 08	94 690	2,083 18	924 10	LT
	Mar 12, 13	11 000	60 993	670 93	94 690	1,041 59	370 66	LT

continued next page



Portfolio Management Program
December 2019

Account name: GRANNY B & P FOUNDATION
Friendly account name: Dividend Ruler
Account number: Y1 140514C

Your Financial Advisor.
TURNSTONE WEALTH MANAGEMENT
212-821-7000/800-308-3140

Your assets > Equities > Common stock (continued)

Holding	Trade date	Number of shares	Purchase price/Average price per share (\$)	Cost basis (\$)	Price per share on Dec 31 (\$)	Value on Dec 31 (\$)	Unrealized gain or loss (\$)	Holding period
Security total		325 000	73 983	24,044 45	94 690	30,774 25	6,729 80	
PROCTER & GAMBLE CO								
Symbol	PG	Exchange	NYSE					
EAI	\$779	Current yield	2.39%					
	Jun 10, 13	33 000	63 639	2,100 09	94 690	3,124 77	1,024 68	LT
	Apr 9, 14	46 000	73 009	3,358 43	94 690	4,355 74	997 31	LT
	Mar 16, 15	11 000	86 031	946 35	94 690	1,041 59	95 24	LT
	Feb 12, 16	45 000	63 634	2,863 54	94 690	4,261 05	1,397 51	LT
	Apr 10, 19	39 000	82 000	3,198 03	94 690	3,692 91	494 88	ST
	Sep 9, 19	42 000	89 641	3,764 93	94 690	3,976 98	212 05	ST
	Dec 9, 19	36 000	92 531	3,331 14	94 690	3,408 84	77 70	ST
	Earnings	29 000	73 142	2,121 13	94 690	2,746 01	624 88	
Security total		325 000	73 983	24,044 45	94 690	30,774 25	6,729 80	
REPUBLIC SERVICES INC								
Symbol	RSG	Exchange	NYSE					
EAI	\$279	Current yield	1.81%					
	Feb 4, 19	131 000	98 103	12,851 51	124 900	16,361 90	3,510 39	ST
	Apr 9, 19	65 000	104 539	6,795 07	124 900	8,118 50	1,323 43	ST
	Sep 9, 19	62 000	122 065	7,568 09	124 900	7,743 80	175 71	ST
	Earnings	3 000	114 486	343 46	124 900	374 70	31 24	
Security total		261 000	105 587	27,558 13	124 900	32,598 90	5,040 77	
ROCKWELL AUTOMATION INC NEW								
Symbol	ROK	Exchange	NYSE					
EAI	\$310	Current yield	2.01%					
	Jun 12, 18	117 000	69 543	8,136 56	89 630	10,486 71	2,350 15	LT
	Jul 24, 18	55 000	68 432	3,763 76	89 630	4,929 65	1,165 89	LT
Security total		172 000	69 188	11,900 32	89 630	15,416 36	3,516 04	
SUNCOR ENERGY INC NEW CAD								
Symbol	SU	Exchange	NYSE					
EAI	\$664	Current yield	3.89%					
CAD	Exchange rate	1.29675						
	Jan 27, 17	3 000	31 680	95 04	32 800	98 40	3 36	LT
	Feb 4, 19	508 000	32 945	16,736 30	32 800	16,662 40	-73 90	ST
	Earnings	9 000	32 050	288 45	32 800	295 20	6 75	
Security total		520 000	32 923	17,119 79	32 800	17,056 00	-63 79	

continued next page



Portfolio Management Program
December 2019

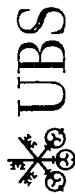
Account name GRANNY B & P FOUNDATION
Friendly account name Dividend Ruler
Account number Y1 140514C

Your Financial Advisor.
TURNSTONE WEALTH MANAGEMENT
212-821-7000/800-308-3140

Your assets • Equities • Common stock (continued)

Holding	Trade date	Number of shares	Purchase price/Average price per share (\$)	Cost basis (\$)	Price per share on Dec 31 (\$)	Value on Dec 31 (\$)	Unrealized gain or loss (\$)	Holding period
TEXAS INSTRUMENTS								
Symbol TXN Exchange OTC								
EAI \$608 Current yield 2.80%	Aug 10, 15	140 000	51.972	7,276.12	128.290	17,960.60	10,684.48	LT
	Jun 27, 19	5 000	116.182	580.91	128.290	641.45	60.54	ST
	Nov 5, 19	21 000	120.715	2,535.03	128.290	2,694.09	159.06	ST
	Earnings	3 000	112.193	336.58 ²	128.290	384.87	48.29	
Security total		169 000	63.483	10,728.64		21,681.01	10,952.37	
TRUIST FINL CORP								
Symbol TFC Exchange NYSE								
EAI \$700 Current yield 3.20%	Feb 4, 19	384 615	45.845	17,633.00	56.320	21,661.52	4,028.52	ST
	Earnings	4 385	53.641	235.22	56.320	246.96	11.74	
Security total		389 000	45.934	17,868.22		21,908.48	4,040.26	
UNION PACIFIC CORP								
Symbol UNP Exchange NYSE								
EAI \$279 Current yield 2.14%	Feb 12, 16	72 000	78.141	5,626.21	180.790	13,016.88	7,390.67	LT
UNITD TECHNOLOGIES CORP								
Symbol UTX Exchange NYSE								
EAI \$420 Current yield 1.96%	May 8, 12	10 000	77.978	779.78	149.760	1,497.60	717.82	LT
	Jul 9, 12	1 000	74.230	74.23	149.760	149.76	75.53	LT
	Sep 10, 12	2 000	79.215	158.43	149.760	299.52	141.09	LT
	Nov 12, 12	12 000	76.993	923.92	149.760	1,797.12	873.20	LT
	Mar 12, 13	4 000	92.435	369.74	149.760	599.04	229.30	LT
	Jun 10, 13	34 000	94.366	3,208.47	149.760	5,091.84	1,883.37	LT
	Apr 9, 14	29 000	116.359	3,374.43	149.760	4,343.04	968.61	LT
	Aug 11, 14	15 000	106.210	1,593.16	149.760	2,246.40	653.24	LT
	Dec 9, 14	7 000	113.285	793.00	149.760	1,048.32	255.32	LT
	Mar 16, 15	4 000	119.905	479.62	149.760	599.04	119.42	LT
	Jun 12, 15	9 000	117.252	1,055.27	149.760	1,347.84	292.57	LT
	Sep 8, 15	4 000	92.415	369.66	149.760	599.04	229.38	LT
	Earnings	12 000	101.813	1,221.76	149.760	1,797.12	575.36	
Security total		143 000	100.710	14,401.47		21,415.68	7,014.21	

continued next page



Portfolio Management Program
December 2019

Account name: GRANNY B & P FOUNDATION
Friendly account name: Dividend Ruler
Account number Y1 14051 4C

Your Financial Advisor:
TURNSTONE WEALTH MANAGEMENT
212-821-7000/800-308-3140

Your assets › Equities › Common stock (continued)

Holding	Trade date	Number of shares	Purchase price/ Average price per share (\$)	Cost basis (\$)	Price per share on Dec 31 (\$)	Value on Dec 31 (\$)	Unrealized gain or loss (\$)	Holding period
VF CORP								
Symbol VFC Exchange NYSE								
EAI \$440 Current yield 1.93%								
	Jan 14, 13	85 000	36 075	3,073 032	99 660	8,471 10	5,398 07	LT
	Jun 10, 13	16 000	43 822	701 16	99 660	1,594 56	893 40	LT
	Apr 9, 14	56 000	55 488	3,107 34	99 660	5,580 96	2,473 62	LT
	May 24, 19	11 000	83 397	917 37	99 660	1,096 26	178 89	ST
	Sep 9, 19	37 000	89 300	3,304 10	99 660	3,687 42	383 32	ST
	Nov 5, 19	20 000	85 997	1,719 94	99 660	1,993 20	273 26	ST
	Earnings	4 000	75 402	301 61	99 660	398 64	97 03	
Security total		229 000	57 312	13,124 55		22,822 14	9,697 59	
Total				\$526,321.62		\$788,905.44	\$262,583.82	

Total estimated annual income \$17,394

² Value has been adjusted to include the amount of the disallowed loss as a result of a Wash Sale transaction

Your total assets

	Value on Dec 31 (\$)	Percentage of your account	Cost basis (\$)	Estimated annual income (\$)	Unrealized gain or loss (\$)
Cash	9,590.07	1.20%	9,590.07		
Cash and money balances	9,590.07		9,590.07		
Equities	788,905.44	98.80%	526,321.62	17,394.00	262,583.82
Total	\$798,495.51	100.00%	\$535,911.69	\$17,394.00	\$262,583.82