

Form **990-PF**

Department of the Treasury
Internal Revenue Service

Return of Private Foundation
or Section 4947(a)(1) Trust Treated as Private Foundation

▶ Do not enter social security numbers on this form as it may be made public.
▶ Go to www.irs.gov/Form990PF for instructions and the latest information.

OMB No. 1545-0052






2019

Open to Public Inspection

For calendar year 2019, or tax year beginning 01-01-2019

, and ending 12-31-2019

Name of foundation THE MORRIS FOUNDATION		A Employer identification number 20-5509111	
Number and street (or P.O. box number if mail is not delivered to street address) PO BOX 397		B Telephone number (see instructions) (304) 462-5347	
City or town, state or province, country, and ZIP or foreign postal code GLENNVILLE, WV 26351		C If exemption application is pending, check here ▶ <input type="checkbox"/>	
G Check all that apply: <input type="checkbox"/> Initial return <input type="checkbox"/> Initial return of a former public charity <input type="checkbox"/> Final return <input type="checkbox"/> Amended return <input type="checkbox"/> Address change <input type="checkbox"/> Name change		D 1. Foreign organizations, check here..... ▶ <input type="checkbox"/> 2. Foreign organizations meeting the 85% test, check here and attach computation ... ▶ <input type="checkbox"/>	
H Check type of organization: <input checked="" type="checkbox"/> Section 501(c)(3) exempt private foundation <input type="checkbox"/> Section 4947(a)(1) nonexempt charitable trust <input type="checkbox"/> Other taxable private foundation		E If private foundation status was terminated under section 507(b)(1)(A), check here ▶ <input type="checkbox"/>	
I Fair market value of all assets at end of year (from Part II, col. (c), line 16) ▶ \$ 10,528,395		F If the foundation is in a 60-month termination under section 507(b)(1)(B), check here ▶ <input type="checkbox"/>	
J Accounting method: <input checked="" type="checkbox"/> Cash <input type="checkbox"/> Accrual <input type="checkbox"/> Other (specify) _____ (Part I, column (d) must be on cash basis.)			

Part I Analysis of Revenue and Expenses <small>(The total of amounts in columns (b), (c), and (d) may not necessarily equal the amounts in column (a) (see instructions).)</small>		(a) Revenue and expenses per books	(b) Net investment income	(c) Adjusted net income	(d) Disbursements for charitable purposes (cash basis only)
Revenue	1 Contributions, gifts, grants, etc., received (attach schedule)	500			
	2 Check <input checked="" type="checkbox"/> if the foundation is not required to attach Sch. B				
	3 Interest on savings and temporary cash investments				
	4 Dividends and interest from securities				
	5a Gross rents	1,200	1,200	1,200	
	b Net rental income or (loss) 1,200				
	6a Net gain or (loss) from sale of assets not on line 10 	-7,145			
	b Gross sales price for all assets on line 6a 10,000				
	7 Capital gain net income (from Part IV, line 2)		0		
	8 Net short-term capital gain			0	
	9 Income modifications				
	10a Gross sales less returns and allowances 72,634				
Operating and Administrative Expenses	b Less: Cost of goods sold 36,735				
	c Gross profit or (loss) (attach schedule)	35,899		35,899	
	11 Other income (attach schedule) 	764,140	742,777	764,140	
	12 Total. Add lines 1 through 11	794,594	743,977	801,239	
	13 Compensation of officers, directors, trustees, etc.	0	0	0	0
	14 Other employee salaries and wages	143,087	0	90,699	52,388
	15 Pension plans, employee benefits				
	16a Legal fees (attach schedule)				
	b Accounting fees (attach schedule)				
	c Other professional fees (attach schedule)				
	17 Interest				
	18 Taxes (attach schedule) (see instructions) 	7,918	0	0	7,918
	19 Depreciation (attach schedule) and depletion . . . 	353,497	0	366,905	
	20 Occupancy				
	21 Travel, conferences, and meetings				
	22 Printing and publications				
	23 Other expenses (attach schedule) 	209,762	0	0	209,762
	24 Total operating and administrative expenses. Add lines 13 through 23	714,264	0	457,604	270,068
	25 Contributions, gifts, grants paid	96,929			96,929
	26 Total expenses and disbursements. Add lines 24 and 25	811,193	0	457,604	366,997
	27 Subtract line 26 from line 12:				
	a Excess of revenue over expenses and disbursements	-16,599			
	b Net investment income (if negative, enter -0-)		743,977		
				343,635	

Part II Balance Sheets		Attached schedules and amounts in the description column should be for end-of-year amounts only. (See instructions.)		
		Beginning of year	End of year	
		(a) Book Value	(b) Book Value	(c) Fair Market Value
Assets	1 Cash—non-interest-bearing	543,843	280,975	280,975
	2 Savings and temporary cash investments			
	3 Accounts receivable ▶ _____ Less: allowance for doubtful accounts ▶ _____			
	4 Pledges receivable ▶ _____ Less: allowance for doubtful accounts ▶ _____			
	5 Grants receivable			
	6 Receivables due from officers, directors, trustees, and other disqualified persons (attach schedule) (see instructions)			
	7 Other notes and loans receivable (attach schedule) ▶ _____ 23,924 Less: allowance for doubtful accounts ▶ _____ 0	0	23,924	23,924
	8 Inventories for sale or use	250	250	250
	9 Prepaid expenses and deferred charges			
	10a Investments—U.S. and state government obligations (attach schedule)			
	b Investments—corporate stock (attach schedule)			
	c Investments—corporate bonds (attach schedule)			
	11 Investments—land, buildings, and equipment: basis ▶ _____ Less: accumulated depreciation (attach schedule) ▶ _____			
	12 Investments—mortgage loans			
	13 Investments—other (attach schedule)			
	14 Land, buildings, and equipment: basis ▶ _____ 7,620,923 Less: accumulated depreciation (attach schedule) ▶ _____ 2,984,972	4,774,113	4,635,951	4,635,951
15 Other assets (describe ▶ _____)	2,134,339	2,637,139	5,587,295	
16 Total assets (to be completed by all filers—see the instructions. Also, see page 1, item I)	7,452,545	7,578,239	10,528,395	
Liabilities	17 Accounts payable and accrued expenses			
	18 Grants payable			
	19 Deferred revenue			
	20 Loans from officers, directors, trustees, and other disqualified persons			
	21 Mortgages and other notes payable (attach schedule)		142,293	
	22 Other liabilities (describe ▶ _____)			
	23 Total liabilities (add lines 17 through 22)	0	142,293	
Net Assets or Fund Balances	Foundations that follow FASB ASC 958, check here ▶ <input type="checkbox"/> and complete lines 24, 25, 29 and 30.			
	24 Net assets without donor restrictions			
	25 Net assets with donor restrictions			
	Foundations that do not follow FASB ASC 958, check here ▶ <input checked="" type="checkbox"/> and complete lines 26 through 30.			
	26 Capital stock, trust principal, or current funds	0	0	
	27 Paid-in or capital surplus, or land, bldg., and equipment fund	0	0	
	28 Retained earnings, accumulated income, endowment, or other funds	7,452,545	7,435,946	
	29 Total net assets or fund balances (see instructions)	7,452,545	7,435,946	
	30 Total liabilities and net assets/fund balances (see instructions) .	7,452,545	7,578,239	

Part III Analysis of Changes in Net Assets or Fund Balances		
1 Total net assets or fund balances at beginning of year—Part II, column (a), line 29 (must agree with end-of-year figure reported on prior year's return)	1	7,452,545
2 Enter amount from Part I, line 27a	2	-16,599
3 Other increases not included in line 2 (itemize) ▶ _____	3	0
4 Add lines 1, 2, and 3	4	7,435,946
5 Decreases not included in line 2 (itemize) ▶ _____	5	0
6 Total net assets or fund balances at end of year (line 4 minus line 5)—Part II, column (b), line 29 .	6	7,435,946

Part IV Capital Gains and Losses for Tax on Investment Income

(a) List and describe the kind(s) of property sold (e.g., real estate, 2-story brick warehouse; or common stock, 200 shs. MLC Co.)	(b) How acquired P—Purchase D—Donation	(c) Date acquired (mo., day, yr.)	(d) Date sold (mo., day, yr.)
1a			

(e) Gross sales price	(f) Depreciation allowed (or allowable)	(g) Cost or other basis plus expense of sale	(h) Gain or (loss) (e) plus (f) minus (g)
a			
b			
c			
d			
e			

Complete only for assets showing gain in column (h) and owned by the foundation on 12/31/69			(l) Gains (Col. (h) gain minus col. (k), but not less than -0-) or Losses (from col.(h))
(i) F.M.V. as of 12/31/69	(j) Adjusted basis as of 12/31/69	(k) Excess of col. (i) over col. (j), if any	
a			
b			
c			
d			
e			

2 Capital gain net income or (net capital loss)	2	
<div style="display: flex; align-items: center;"> { <div> If gain, also enter in Part I, line 7 If (loss), enter -0- in Part I, line 7 </div> } </div>		
3 Net short-term capital gain or (loss) as defined in sections 1222(5) and (6): If gain, also enter in Part I, line 8, column (c) (see instructions). If (loss), enter -0- in Part I, line 8	3	

Part V Qualification Under Section 4940(e) for Reduced Tax on Net Investment Income

(For optional use by domestic private foundations subject to the section 4940(a) tax on net investment income.)

If section 4940(d)(2) applies, leave this part blank.

Was the foundation liable for the section 4942 tax on the distributable amount of any year in the base period? ☐ Yes ☒ No

If "Yes," the foundation does not qualify under section 4940(e). Do not complete this part.

1 Enter the appropriate amount in each column for each year; see instructions before making any entries.

(a) Base period years Calendar year (or tax year beginning in)	(b) Adjusted qualifying distributions	(c) Net value of noncharitable-use assets	(d) Distribution ratio (col. (b) divided by col. (c))
2018	627,925	6,733,097	0.093259
2017	1,279,612	5,563,156	0.230015
2016	858,434	2,929,671	0.293014
2015	508,371	2,265,378	0.224409
2014	2,462,039	2,620,077	0.939682
2 Total of line 1, column (d)		2	1.780379
3 Average distribution ratio for the 5-year base period—divide the total on line 2 by 5.0, or by the number of years the foundation has been in existence if less than 5 years		3	0.356076
4 Enter the net value of noncharitable-use assets for 2019 from Part X, line 5		4	5,985,084
5 Multiply line 4 by line 3		5	2,131,145
6 Enter 1% of net investment income (1% of Part I, line 27b)		6	7,440
7 Add lines 5 and 6		7	2,138,585
8 Enter qualifying distributions from Part XII, line 4		8	599,481

If line 8 is equal to or greater than line 7, check the box in Part VI, line 1b, and complete that part using a 1% tax rate. See the Part VI instructions.

Part VI Excise Tax Based on Investment Income (Section 4940(a), 4940(b), 4940(e), or 4948—see instructions)

1a	Exempt operating foundations described in section 4940(d)(2), check here <input type="checkbox"/> and enter "N/A" on line 1. Date of ruling or determination letter: _____ (attach copy of letter if necessary—see instructions)		
b	Domestic foundations that meet the section 4940(e) requirements in Part V, check here <input type="checkbox"/> and enter 1% of Part I, line 27b	1	14,880
c	All other domestic foundations enter 2% of line 27b. Exempt foreign organizations enter 4% of Part I, line 12, col. (b)		
2	Tax under section 511 (domestic section 4947(a)(1) trusts and taxable foundations only. Others enter -0-)	2	0
3	Add lines 1 and 2.	3	14,880
4	Subtitle A (income) tax (domestic section 4947(a)(1) trusts and taxable foundations only. Others enter -0-)	4	0
5	Tax based on investment income. Subtract line 4 from line 3. If zero or less, enter -0-.	5	14,880
6	Credits/Payments:		
a	2019 estimated tax payments and 2018 overpayment credited to 2019	6a	15,639
b	Exempt foreign organizations—tax withheld at source	6b	
c	Tax paid with application for extension of time to file (Form 8868)	6c	0
d	Backup withholding erroneously withheld	6d	0
7	Total credits and payments. Add lines 6a through 6d.	7	15,639
8	Enter any penalty for underpayment of estimated tax. Check here <input checked="" type="checkbox"/> if Form 2220 is attached.	8	0
9	Tax due. If the total of lines 5 and 8 is more than line 7, enter amount owed .	9	
10	Overpayment. If line 7 is more than the total of lines 5 and 8, enter the amount overpaid .	10	759
11	Enter the amount of line 10 to be: Credited to 2020 estimated tax 759 Refunded	11	0

Part VII-A Statements Regarding Activities

	Yes	No
1a During the tax year, did the foundation attempt to influence any national, state, or local legislation or did it participate or intervene in any political campaign?		No
b Did it spend more than \$100 during the year (either directly or indirectly) for political purposes? (see Instructions for definition). <i>If the answer is "Yes" to 1a or 1b, attach a detailed description of the activities and copies of any materials published or distributed by the foundation in connection with the activities.</i>		No
c Did the foundation file Form 1120-POL for this year?		No
d Enter the amount (if any) of tax on political expenditures (section 4955) imposed during the year: (1) On the foundation. \$ 0 (2) On foundation managers. \$ 0		
e Enter the reimbursement (if any) paid by the foundation during the year for political expenditure tax imposed on foundation managers. \$ 0		
2 Has the foundation engaged in any activities that have not previously been reported to the IRS? <i>If "Yes," attach a detailed description of the activities.</i>		No
3 Has the foundation made any changes, not previously reported to the IRS, in its governing instrument, articles of incorporation, or bylaws, or other similar instruments? <i>If "Yes," attach a conformed copy of the changes</i>		No
4a Did the foundation have unrelated business gross income of \$1,000 or more during the year?	Yes	
b If "Yes," has it filed a tax return on Form 990-T for this year?	Yes	
5 Was there a liquidation, termination, dissolution, or substantial contraction during the year? <i>If "Yes," attach the statement required by General Instruction T.</i>		No
6 Are the requirements of section 508(e) (relating to sections 4941 through 4945) satisfied either: • By language in the governing instrument, or • By state legislation that effectively amends the governing instrument so that no mandatory directions that conflict with the state law remain in the governing instrument?		No
7 Did the foundation have at least \$5,000 in assets at any time during the year? <i>If "Yes," complete Part II, col. (c), and Part XV.</i>	Yes	
8a Enter the states to which the foundation reports or with which it is registered (see instructions) ▶ WV		
b If the answer is "Yes" to line 7, has the foundation furnished a copy of Form 990-PF to the Attorney General (or designate) of each state as required by General Instruction G? <i>If "No," attach explanation.</i>	Yes	
9 Is the foundation claiming status as a private operating foundation within the meaning of section 4942(j)(3) or 4942(j)(5) for calendar year 2019 or the taxable year beginning in 2019? See the instructions for Part XIV. <i>If "Yes," complete Part XIV</i>	Yes	
10 Did any persons become substantial contributors during the tax year? <i>If "Yes," attach a schedule listing their names and addresses.</i>	Yes	

Part VII-A Statements Regarding Activities (continued)

11	At any time during the year, did the foundation, directly or indirectly, own a controlled entity within the meaning of section 512(b)(13)? If "Yes," attach schedule. See instructions.	11		No
12	Did the foundation make a distribution to a donor advised fund over which the foundation or a disqualified person had advisory privileges? If "Yes," attach statement. See instructions	12		No
13	Did the foundation comply with the public inspection requirements for its annual returns and exemption application? Website address ▶ <u>N/A</u>	13	Yes	
14	The books are in care of ▶ <u>SANDY PETTIT</u> Telephone no. ▶ <u>(304) 462-5347</u>			

Located at ▶ PO BOX 397 GLENVILLE WV ZIP+4 ▶ 26351

15	Section 4947(a)(1) nonexempt charitable trusts filing Form 990-PF in lieu of Form 1041 —check here ▶ <input type="checkbox"/>			
	and enter the amount of tax-exempt interest received or accrued during the year ▶ 15			
16	At any time during calendar year 2019, did the foundation have an interest in or a signature or other authority over a bank, securities, or other financial account in a foreign country?	16	Yes	No
	See the instructions for exceptions and filing requirements for FinCEN Form 114. If "Yes", enter the name of the foreign country ▶			

Part VII-B Statements Regarding Activities for Which Form 4720 May Be Required

File Form 4720 if any item is checked in the "Yes" column, unless an exception applies.

1a	During the year did the foundation (either directly or indirectly):		Yes	No
	(1) Engage in the sale or exchange, or leasing of property with a disqualified person? <input type="checkbox"/> Yes <input checked="" type="checkbox"/> No			
	(2) Borrow money from, lend money to, or otherwise extend credit to (or accept it from) a disqualified person? <input type="checkbox"/> Yes <input checked="" type="checkbox"/> No			
	(3) Furnish goods, services, or facilities to (or accept them from) a disqualified person? <input type="checkbox"/> Yes <input checked="" type="checkbox"/> No			
	(4) Pay compensation to, or pay or reimburse the expenses of, a disqualified person? <input type="checkbox"/> Yes <input checked="" type="checkbox"/> No			
	(5) Transfer any income or assets to a disqualified person (or make any of either available for the benefit or use of a disqualified person)? <input type="checkbox"/> Yes <input checked="" type="checkbox"/> No			
	(6) Agree to pay money or property to a government official? (Exception. Check "No" if the foundation agreed to make a grant to or to employ the official for a period after termination of government service, if terminating within 90 days.) <input type="checkbox"/> Yes <input checked="" type="checkbox"/> No			
b	If any answer is "Yes" to 1a(1)–(6), did any of the acts fail to qualify under the exceptions described in Regulations section 53.4941(d)-3 or in a current notice regarding disaster assistance? See instructions <input type="checkbox"/>	1b		
c	Did the foundation engage in a prior year in any of the acts described in 1a, other than excepted acts, that were not corrected before the first day of the tax year beginning in 2019? <input type="checkbox"/>	1c		No
2	Taxes on failure to distribute income (section 4942) (does not apply for years the foundation was a private operating foundation defined in section 4942(j)(3) or 4942(j)(5)):			
a	At the end of tax year 2019, did the foundation have any undistributed income (lines 6d and 6e, Part XIII) for tax year(s) beginning before 2019? <input type="checkbox"/> Yes <input checked="" type="checkbox"/> No If "Yes," list the years ▶ 20____, 20____, 20____, 20____			
b	Are there any years listed in 2a for which the foundation is not applying the provisions of section 4942(a)(2) (relating to incorrect valuation of assets) to the year's undistributed income? (If applying section 4942(a)(2) to all years listed, answer "No" and attach statement—see instructions.) <input type="checkbox"/>	2b		
c	If the provisions of section 4942(a)(2) are being applied to any of the years listed in 2a, list the years here. ▶ 20____, 20____, 20____, 20____			
3a	Did the foundation hold more than a 2% direct or indirect interest in any business enterprise at any time during the year? <input checked="" type="checkbox"/> Yes <input type="checkbox"/> No			
b	If "Yes," did it have excess business holdings in 2019 as a result of (1) any purchase by the foundation or disqualified persons after May 26, 1969; (2) the lapse of the 5-year period (or longer period approved by the Commissioner under section 4943(c)(7)) to dispose of holdings acquired by gift or bequest; or (3) the lapse of the 10-, 15-, or 20-year first phase holding period? (Use Schedule C, Form 4720, to determine if the foundation had excess business holdings in 2019.) <input type="checkbox"/>	3b		No
4a	Did the foundation invest during the year any amount in a manner that would jeopardize its charitable purposes?	4a		No
b	Did the foundation make any investment in a prior year (but after December 31, 1969) that could jeopardize its charitable purpose that had not been removed from jeopardy before the first day of the tax year beginning in 2019?	4b		No

Part VII-B Statements Regarding Activities for Which Form 4720 May Be Required (continued)

		Yes	No
5a	During the year did the foundation pay or incur any amount to:		
(1)	Carry on propaganda, or otherwise attempt to influence legislation (section 4945(e))?	<input type="checkbox"/> Yes <input checked="" type="checkbox"/> No	
(2)	Influence the outcome of any specific public election (see section 4955); or to carry on, directly or indirectly, any voter registration drive?	<input type="checkbox"/> Yes <input checked="" type="checkbox"/> No	
(3)	Provide a grant to an individual for travel, study, or other similar purposes?	<input type="checkbox"/> Yes <input checked="" type="checkbox"/> No	
(4)	Provide a grant to an organization other than a charitable, etc., organization described in section 4945(d)(4)(A)? See instructions.	<input type="checkbox"/> Yes <input checked="" type="checkbox"/> No	
(5)	Provide for any purpose other than religious, charitable, scientific, literary, or educational purposes, or for the prevention of cruelty to children or animals?	<input type="checkbox"/> Yes <input checked="" type="checkbox"/> No	
b	If any answer is "Yes" to 5a(1)–(5), did any of the transactions fail to qualify under the exceptions described in Regulations section 53.4945 or in a current notice regarding disaster assistance? See instructions.		5b
c	If the answer is "Yes" to question 5a(4), does the foundation claim exemption from the tax because it maintained expenditure responsibility for the grant? <i>If "Yes," attach the statement required by Regulations section 53.4945–5(d).</i>	<input type="checkbox"/> Yes <input type="checkbox"/> No	
6a	Did the foundation, during the year, receive any funds, directly or indirectly, to pay premiums on a personal benefit contract?	<input type="checkbox"/> Yes <input checked="" type="checkbox"/> No	
b	Did the foundation, during the year, pay premiums, directly or indirectly, on a personal benefit contract? <i>If "Yes" to 6b, file Form 8870.</i>		6b No
7a	At any time during the tax year, was the foundation a party to a prohibited tax shelter transaction?	<input type="checkbox"/> Yes <input checked="" type="checkbox"/> No	
b	If "Yes", did the foundation receive any proceeds or have any net income attributable to the transaction?		7b
8	Is the foundation subject to the section 4960 tax on payment(s) of more than \$1,000,000 in remuneration or excess parachute payment during the year?	<input type="checkbox"/> Yes <input checked="" type="checkbox"/> No	

Part VIII Information About Officers, Directors, Trustees, Foundation Managers, Highly Paid Employees, and Contractors

1 List all officers, directors, trustees, foundation managers and their compensation. See instructions				
(a) Name and address	(b) Title, and average hours per week devoted to position	(c) Compensation (If not paid, enter -0-)	(d) Contributions to employee benefit plans and deferred compensation	(e) Expense account, other allowances
IKE MORRIS PO BOX 397 GLENVILLE, WV 25301	VICE PRESIDENT 2.50	0	0	0
BETTY MORRIS PO BOX 397 GLENVILLE, WV 25301	PRESIDENT 2.50	0	0	0
MARC MONTELEONE PO BOX 397 GLENVILLE, WV 25301	SECRETARY 2.50	0	0	0
2 Compensation of five highest-paid employees (other than those included on line 1—see instructions). If none, enter "NONE."				
(a) Name and address of each employee paid more than \$50,000	(b) Title, and average hours per week devoted to position	(c) Compensation	(d) Contributions to employee benefit plans and deferred compensation	(e) Expense account, other allowances
NONE				
Total number of other employees paid over \$50,000.				0

Part VIII Information About Officers, Directors, Trustees, Foundation Managers, Highly Paid Employees, and Contractors *(continued)*

3 Five highest-paid independent contractors for professional services (see instructions). If none, enter "NONE".

(a) Name and address of each person paid more than \$50,000	(b) Type of service	(c) Compensation
NONE		
Total number of others receiving over \$50,000 for professional services. ►		0

Part IX-A Summary of Direct Charitable Activities

List the foundation's four largest direct charitable activities during the tax year. Include relevant statistical information such as the number of organizations and other beneficiaries served, conferences convened, research papers produced, etc.

	Expenses
1 THE FOUNDATION ENGAGES DIRECTLY IN THE ACTIVE CONDUCT OF CHARITABLE, ADDITIONAL CONSTRUCTION AND OPERATION OF A SPORTS COMPLEX FOR USE OF THE COMMUNITY OF GLENNVILLE. THIS SPORTS AND RECREATION COMPLEX BRINGS STATE OF THE ART FACILITIES AND EQUIPMENT TO A POOR, DEPRESSED APPALACIAN COMMUNITY IN CENTRAL WEST VIRGINIA. IT IS UTILIZED BY YOUTH LEAGUES FROM ALL OF WEST VIRGINIA.	0
2	
3	
4	

Part IX-B Summary of Program-Related Investments (see instructions)

Describe the two largest program-related investments made by the foundation during the tax year on lines 1 and 2.	Amount
1	
2	
All other program-related investments. See instructions.	
3	
Total. Add lines 1 through 3 ►	0

Part X Minimum Investment Return (All domestic foundations must complete this part. Foreign foundations, see instructions.)

1	Fair market value of assets not used (or held for use) directly in carrying out charitable, etc., purposes:		
a	Average monthly fair market value of securities.	1a	5,454,775
b	Average of monthly cash balances.	1b	621,452
c	Fair market value of all other assets (see instructions).	1c	0
d	Total (add lines 1a, b, and c).	1d	6,076,227
e	Reduction claimed for blockage or other factors reported on lines 1a and 1c (attach detailed explanation).	1e	0
2	Acquisition indebtedness applicable to line 1 assets.	2	0
3	Subtract line 2 from line 1d.	3	6,076,227
4	Cash deemed held for charitable activities. Enter 1 1/2% of line 3 (for greater amount, see instructions).	4	91,143
5	Net value of noncharitable-use assets. Subtract line 4 from line 3. Enter here and on Part V, line 4	5	5,985,084
6	Minimum investment return. Enter 5% of line 5.	6	299,254

Part XI Distributable Amount (see instructions) (Section 4942(j)(3) and (j)(5) private operating foundations and certain foreign organizations check here ☒ and do not complete this part.)

1	Minimum investment return from Part X, line 6.	1	
2a	Tax on investment income for 2019 from Part VI, line 5.	2a	
b	Income tax for 2019. (This does not include the tax from Part VI.).	2b	
c	Add lines 2a and 2b.	2c	
3	Distributable amount before adjustments. Subtract line 2c from line 1.	3	
4	Recoveries of amounts treated as qualifying distributions.	4	
5	Add lines 3 and 4.	5	
6	Deduction from distributable amount (see instructions).	6	
7	Distributable amount as adjusted. Subtract line 6 from line 5. Enter here and on Part XIII, line 1.	7	

Part XII Qualifying Distributions (see instructions)

1	Amounts paid (including administrative expenses) to accomplish charitable, etc., purposes:		
a	Expenses, contributions, gifts, etc.—total from Part I, column (d), line 26.	1a	366,997
b	Program-related investments—total from Part IX-B.	1b	0
2	Amounts paid to acquire assets used (or held for use) directly in carrying out charitable, etc., purposes.	2	232,484
3	Amounts set aside for specific charitable projects that satisfy the:		
a	Suitability test (prior IRS approval required).	3a	
b	Cash distribution test (attach the required schedule).	3b	
4	Qualifying distributions. Add lines 1a through 3b. Enter here and on Part V, line 8, and Part XIII, line 4	4	599,481
5	Foundations that qualify under section 4940(e) for the reduced rate of tax on net investment income. Enter 1% of Part I, line 27b. See instructions.	5	0
6	Adjusted qualifying distributions. Subtract line 5 from line 4.	6	599,481

Note: The amount on line 6 will be used in Part V, column (b), in subsequent years when calculating whether the foundation qualifies for the section 4940(e) reduction of tax in those years.

Part XIII Undistributed Income (see instructions)

	(a) Corpus	(b) Years prior to 2018	(c) 2018	(d) 2019
1 Distributable amount for 2019 from Part XI, line 7				
2 Undistributed income, if any, as of the end of 2019:				
a Enter amount for 2018 only.				
b Total for prior years: 20____, 20____, 20____				
3 Excess distributions carryover, if any, to 2019:				
a From 2014.				
b From 2015.				
c From 2016.				
d From 2017.				
e From 2018.				
f Total of lines 3a through e.				
4 Qualifying distributions for 2019 from Part XII, line 4: ► \$ _____				
a Applied to 2018, but not more than line 2a				
b Applied to undistributed income of prior years (Election required—see instructions).				
c Treated as distributions out of corpus (Election required—see instructions).				
d Applied to 2019 distributable amount.				
e Remaining amount distributed out of corpus				
5 Excess distributions carryover applied to 2019. (If an amount appears in column (d), the same amount must be shown in column (a).)				
6 Enter the net total of each column as indicated below:				
a Corpus. Add lines 3f, 4c, and 4e. Subtract line 5				
b Prior years' undistributed income. Subtract line 4b from line 2b.				
c Enter the amount of prior years' undistributed income for which a notice of deficiency has been issued, or on which the section 4942(a) tax has been previously assessed.				
d Subtract line 6c from line 6b. Taxable amount—see instructions.				
e Undistributed income for 2018. Subtract line 4a from line 2a. Taxable amount—see instructions.				
f Undistributed income for 2019. Subtract lines 4d and 5 from line 1. This amount must be distributed in 2020.				
7 Amounts treated as distributions out of corpus to satisfy requirements imposed by section 170(b)(1)(F) or 4942(g)(3) (Election may be required - see instructions).				
8 Excess distributions carryover from 2014 not applied on line 5 or line 7 (see instructions).				
9 Excess distributions carryover to 2020. Subtract lines 7 and 8 from line 6a.				
10 Analysis of line 9:				
a Excess from 2015.				
b Excess from 2016.				
c Excess from 2017.				
d Excess from 2018.				
e Excess from 2019.				

Part XIV Private Operating Foundations (see instructions and Part VII-A, question 9)

1a If the foundation has received a ruling or determination letter that it is a private operating foundation, and the ruling is effective for 2019, enter the date of the ruling. ▶

b Check box to indicate whether the organization is a private operating foundation described in section ☒ 4942(j)(3) or ☐ 4942(j)(5)

2a Enter the lesser of the adjusted net income from Part I or the minimum investment return from Part X for each year listed

Tax year	Prior 3 years			(e) Total	
(a) 2019	(b) 2018	(c) 2017	(d) 2016		
299,254	336,655	278,158	146,484	1,060,551	
b 85% of line 2a	254,366	286,157	236,434	124,511	901,468
c Qualifying distributions from Part XII, line 4 for each year listed	599,481	627,925	1,279,612	858,434	3,365,452
d Amounts included in line 2c not used directly for active conduct of exempt activities	0	0	0	0	0
e Qualifying distributions made directly for active conduct of exempt activities. Subtract line 2d from line 2c	599,481	627,925	1,279,612	858,434	3,365,452

3 Complete 3a, b, or c for the alternative test relied upon:

a "Assets" alternative test—enter:

(1) Value of all assets 11,311,935 9,439,986 20,751,921

(2) Value of assets qualifying under section 4942(j)(3)(B)(i) 11,311,935 9,439,986 20,751,921

b "Endowment" alternative test— enter 2/3 of minimum investment return shown in Part X, line 6 for each year listed. 0

c "Support" alternative test—enter:

(1) Total support other than gross investment income (interest, dividends, rents, payments on securities loans (section 512(a)(5)), or royalties) 0

(2) Support from general public and 5 or more exempt organizations as provided in section 4942(j)(3)(B)(iii). 0

(3) Largest amount of support from an exempt organization 0

(4) Gross investment income 0

Part XV Supplementary Information (Complete this part only if the foundation had \$5,000 or more in assets at any time during the year—see instructions.)

1 Information Regarding Foundation Managers:

a List any managers of the foundation who have contributed more than 2% of the total contributions received by the foundation before the close of any tax year (but only if they have contributed more than \$5,000). (See section 507(d)(2).) See Additional Data Table

b List any managers of the foundation who own 10% or more of the stock of a corporation (or an equally large portion of the ownership of a partnership or other entity) of which the foundation has a 10% or greater interest.
IKE MORRIS

2 Information Regarding Contribution, Grant, Gift, Loan, Scholarship, etc., Programs:

Check here ☒ if the foundation only makes contributions to preselected charitable organizations and does not accept unsolicited requests for funds. If the foundation makes gifts, grants, etc. to individuals or organizations under other conditions, complete items 2a, b, c, and d. See instructions

a The name, address, and telephone number or email address of the person to whom applications should be addressed:

b The form in which applications should be submitted and information and materials they should include:

c Any submission deadlines:

d Any restrictions or limitations on awards, such as by geographical areas, charitable fields, kinds of institutions, or other factors:

Part XV **Supplementary Information** (continued)**3 Grants and Contributions Paid During the Year or Approved for Future Payment**

<div>Recipient</div> <div>Name and address (home or business)</div>	If recipient is an individual, show any relationship to any foundation manager or substantial contributor	Foundation status of recipient	Purpose of grant or contribution	Amount
a <i>Paid during the year</i> GLENVILLE STATE COLLEGE FOUNDATION 200 HIGH STREET GLENVILLE, WV 26351		POF	SPORTS FUNDING	96,929
Total			▶ 3a	96,929
b <i>Approved for future payment</i>				
Total			▶ 3b	0

Enter gross amounts unless otherwise indicated.

	(a) Business code	(b) Amount	(c) Exclusion code	(d) Amount	(e) (See instructions.)
1 Program service revenue:					
a _____					
b _____					
c _____					
d _____					
e _____					
f _____					
g Fees and contracts from government agencies					
2 Membership dues and assessments. . . .					
3 Interest on savings and temporary cash investments					
4 Dividends and interest from securities. . . .					
5 Net rental income or (loss) from real estate:					
a Debt-financed property.					
b Not debt-financed property.	532000	1,200			
6 Net rental income or (loss) from personal property					
7 Other investment income.	211110	742,777	15		
8 Gain or (loss) from sales of assets other than inventory					-7,145
9 Net income or (loss) from special events:					
10 Gross profit or (loss) from sales of inventory					35,899
11 Other revenue:					
a <u>HARDROCK LAND COMPANY LLC-K1</u>	531390	21,363			
b _____					
c _____					
d _____					
e _____					
12 Subtotal. Add columns (b), (d), and (e). .		765,340		0	28,754
13 Total. Add line 12, columns (b), (d), and (e).					794,094

[illegible]

Part XVII

- 1** Did the organization directly or indirectly engage in any of the following with any other organization described in section 501(c)(3) (other than section 501(c)(3) organizations) or in section 527, relating to political organizations?
- a** Transfers from the reporting foundation to a noncharitable exempt organization of:
- (1) Cash.
- (2) Other assets.
- b** Other transactions:
- (1) Sales of assets to a noncharitable exempt organization.
- (2) Purchases of assets from a noncharitable exempt organization.
- (3) Rental of facilities, equipment, or other assets.
- (4) Reimbursement arrangements.
- (5) Loans or loan guarantees.
- (6) Performance of services or membership or fundraising solicitations.
- c** Sharing of facilities, equipment, mailing lists, other assets, or paid employees.
- d** If the answer to any of the above is "Yes," complete the following schedule. Column (b) should always show the fair market value of the goods, other assets, or services given by the reporting foundation. If the foundation received less than fair market value in any transaction or sharing arrangement, show in column (d) the value of the goods, other assets, or services received.

[illegible]

- 2a** Is the foundation directly or indirectly affiliated with, or related to, one or more tax-exempt organizations described in section 501(c) (other than section 501(c)(3)) or in section 527? ☐ Yes ☒ No

b If "Yes," complete the following schedule.

(a) Name of organization	(b) Type of organization	(c) Description of relationship

Sign Here	Under penalties of perjury, I declare that I have examined this return, including accompanying schedules and statements, and to the best of my knowledge and belief, it is true, correct, and complete. Declaration of preparer (other than taxpayer) is based on all information of which preparer has any knowledge.		
	*****	2020-11-12	*****
	_____ Signature of officer or trustee	_____ Date	_____ Title

May the IRS discuss this return with the preparer shown below
 (see instr.) ☒ **Yes** ☐ **No**

Paid Preparer Use Only	Print/Type preparer's name	Preparer's Signature	Date	Check if self-employed <input type="checkbox"/>	PTIN
	WILLIAM H PHILLIPS CPA		2020-11-11		P00197505
	Firm's name ▶ ARNETT CARBIS TOOTHMAN LLP				Firm's EIN ▶ 55-0486667
	Firm's address ▶ PO BOX 908 BRIDGEPORT, WV 26330				Phone no. (304) 624-5471

Form 990PF Part XV Line 1a - List any managers of the foundation who have contributed more than 2% of the total contributions received by the foundation before the close of any tax year (but only if they have contributed more than \$5,000).

IKE MORRIS
BETTY MORRIS

Note: To capture the full content of this document, please select landscape mode (11" x 8.5") when printing.

TY 2019 Depreciation Schedule

Name: THE MORRIS FOUNDATION
EIN: 20-5509111

Depreciation Schedule

Description of Property	Date Acquired	Cost or Other Basis	Prior Years' Depreciation	Computation Method	Rate / Life (# of years)	Current Year's Depreciation Expense	Net Investment Income	Adjusted Net Income	Cost of Goods Sold Not Included
RESTROOM BUILDING	2007-08-01	166,924	48,685	SL	39.0000000000000	4,280	0	4,280	
CONCESSION BUILDING	2007-08-01	201,281	58,706	SL	39.0000000000000	5,161	0	5,161	
PAVILLION 1	2007-08-01	15,250	4,448	SL	39.0000000000000	391	0	391	
PAVILLION 2	2007-08-01	15,250	4,448	SL	39.0000000000000	391	0	391	
FENCING	2007-08-01	177,102	134,305	SL	15.0000000000000	11,807	0	11,807	
ASPHALT	2007-08-01	247,496	187,687	SL	15.0000000000000	16,500	0	16,500	
BASKETBALL COURT	2007-08-01	17,288	13,115	SL	15.0000000000000	1,153	0	1,153	
VOLLEYBALL COURT	2007-08-01	8,250	6,256	SL	15.0000000000000	550	0	550	
OUTDOOR LIGHTS	2007-08-01	20,000	15,163	SL	15.0000000000000	1,333	0	1,333	
GRANITE SIGNS	2007-08-01	16,425	12,456	SL	15.0000000000000	1,095	0	1,095	
PLAYGROUND EQUIPMENT	2007-08-01	29,119	22,079	SL	15.0000000000000	1,941	0	1,941	
ICE MAKER	2007-04-24	1,921	1,921	SL	5.0000000000000	0	0	0	
COOLER	2007-04-24	2,079	2,079	SL	5.0000000000000	0	0	0	
FREEZER	2007-04-24	2,524	2,524	SL	5.0000000000000	0	0	0	
POPCORN MAKER	2007-04-24	1,255	1,255	SL	5.0000000000000	0	0	0	
ROLLER GRILLE	2007-04-24	1,430	1,430	SL	5.0000000000000	0	0	0	
GENERATOR 8500	2007-05-10	2,116	2,116	SL	5.0000000000000	0	0	0	
GENERATOR 8000	2007-05-10	2,116	2,116	SL	5.0000000000000	0	0	0	
TURFCO TOPDRESSER	2007-05-15	5,322	5,322	SL	5.0000000000000	0	0	0	
SD MOWER	2007-08-17	3,959	3,959	SL	7.0000000000000	0	0	0	

Depreciation Schedule

Description of Property	Date Acquired	Cost or Other Basis	Prior Years' Depreciation	Computation Method	Rate / Life (# of years)	Current Year's Depreciation Expense	Net Investment Income	Adjusted Net Income	Cost of Goods Sold Not Included
COMM LC DSL	2007-08-17	13,271	13,271	SL	7.00000000000000	0	0	0	
1200A BUNKER RAKE	2007-08-17	10,898	10,898	SL	7.00000000000000	0	0	0	
TX TURF GATOR	2007-08-17	7,812	7,812	SL	7.00000000000000	0	0	0	
SCOREBOARD BOXES	2007-07-12	1,990	1,990	SL	7.00000000000000	0	0	0	
2 5X10 ALUMINUM SIGNS	2007-10-12	1,484	1,126	SL	15.00000000000000	99	0	99	
2 4X8 ALUMINUM SIGNS	2007-10-12	2,120	1,604	SL	15.00000000000000	141	0	141	
JD PULVERIZER	2007-11-06	7,149	7,149	SL	7.00000000000000	0	0	0	
TYCROP PROPASS	2007-11-12	11,901	11,901	SL	7.00000000000000	0	0	0	
TOW TYPE CHASSIS	2007-11-12	2,334	2,334	SL	7.00000000000000	0	0	0	
HYDROLIC POWER PACK	2007-11-12	2,278	2,278	SL	7.00000000000000	0	0	0	
JD 1000TO MOWER	2007-11-06	6,012	6,012	SL	7.00000000000000	0	0	0	
SCOREBOARDS	2007-04-25	21,060	15,971	SL	15.00000000000000	1,404	0	1,404	
BENCHES	2007-04-25	6,500	6,500	SL	7.00000000000000	0	0	0	
FLAGPOLE	2007-04-25	7,500	5,688	SL	15.00000000000000	500	0	500	
BLEACHERS	2007-04-25	86,054	65,258	SL	15.00000000000000	5,020	0	4,781	
BALLFIELDS	2007-08-01	1,605,653	1,231,006	SL	15.00000000000000	107,044	0	107,044	
LAND	2006-12-31	960,000		L		0	0	0	
SCORING TRANSMITTER	2008-03-31	1,612	806	SL	7.00000000000000	0	0	0	
BACKSTOP PADDING	2008-04-01	9,004	4,502	SL	7.00000000000000	0	0	0	
BILLBOARD SIGNS	2008-04-01	3,000	1,050	SL	15.00000000000000	100	0	200	

Depreciation Schedule

Description of Property	Date Acquired	Cost or Other Basis	Prior Years' Depreciation	Computation Method	Rate / Life (# of years)	Current Year's Depreciation Expense	Net Investment Income	Adjusted Net Income	Cost of Goods Sold Not Included
FENCING	2008-05-01	19,197	6,720	SL	15.0000000000000	640	0	1,280	
LIGHTING	2008-11-12	25,000	8,747	SL	15.0000000000000	833	0	1,667	
SIGNAGE	2008-04-14	22,844	7,991	SL	15.0000000000000	761	0	1,523	
DUGOUTS	2008-08-01	47,169	12,544	SL	39.0000000000000	1,209	0	1,209	
BALLFIELD ADDITIONS - DRAINS & WARNING TRACK	2008-04-21	9,185	3,213	SL	15.0000000000000	306	0	612	
LAND	2009-07-01	321,444		L		0	0	0	
OUTDOOR LIGHTS	2009-07-01	33,751	10,688	SL	15.0000000000000	1,125	0	2,250	
PARKING LOT	2009-07-01	134,204	42,494	SL	15.0000000000000	4,473	0	8,947	
POLE BUILDING	2009-07-01	97,223	23,580	SL	39.0000000000000	2,493	0	2,493	
SHOWER	2009-07-01	12,854	3,121	SL	39.0000000000000	330	0	330	
DIRT SHED	2009-07-01	28,625	6,942	SL	39.0000000000000	734	0	734	
SMOKING AREA	2009-07-01	16,035	3,887	SL	39.0000000000000	411	0	411	
CONSESSION STAND	2009-07-01	28,500	6,914	SL	39.0000000000000	731	0	731	
DRAINS	2009-07-01	3,800	918	SL	39.0000000000000	97	0	97	
VENT - FRYER	2009-07-01	3,500	851	SL	39.0000000000000	90	0	90	
BULLPENS	2009-07-01	2,750	671	SL	39.0000000000000	71	0	71	
COMPUTER EQUIPMENT	2009-05-05	4,889	2,444	SL	5.0000000000000	0	0	0	
INFARED HEATER	2009-02-27	1,587	793	SL	5.0000000000000	0	0	0	
FRYER	2009-06-30	4,862	2,431	SL	5.0000000000000	0	0	0	
WARMER	2009-04-24	130	65	SL	5.0000000000000	0	0	0	

Depreciation Schedule

Description of Property	Date Acquired	Cost or Other Basis	Prior Years' Depreciation	Computation Method	Rate / Life (# of years)	Current Year's Depreciation Expense	Net Investment Income	Adjusted Net Income	Cost of Goods Sold Not Included
FIELD COVERS	2009-04-03	16,695	8,347	SL	5.00000000000000	0	0	0	
ALCO FENCE	2010-07-01	7,778	4,411	SL	15.00000000000000	519	0	519	
IRRIGATION SYSTEM	2010-07-01	38,692	21,922	SL	15.00000000000000	2,579	0	2,579	
SMOKER GRILL	2011-01-12	6,008	6,008	SL	5.00000000000000	0	0	0	
DRAINS/SOD	2011-08-18	11,665	5,705	SL	15.00000000000000	778	0	778	
TICKET BOOTH	2011-06-03	10,717	2,085	SL	39.00000000000000	275	0	275	
DRAINS/SOD	2011-02-28	47,036	24,565	SL	15.00000000000000	3,136	0	3,136	
LAWN SPRAYER	2011-08-23	1,314	1,314	SL	5.00000000000000	0	0	0	
STORAGE CONTAINER	2011-10-17	11,000	11,000	SL	7.00000000000000	0	0	0	
JOHN DEERE X748	2012-09-06	12,704	5,896	SL	7.00000000000000	456	0	1,210	
JOHN DEERE XUV 825I	2012-09-06	11,616	5,395	SL	7.00000000000000	413	0	1,106	
SIGNS	2012-05-01	2,533	546	SL	15.00000000000000	84	0	169	
SIGNS	2012-06-14	3,150	683	SL	15.00000000000000	105	0	210	
SIGNS	2012-06-15	2,700	585	SL	15.00000000000000	90	0	180	
SIGNS	2012-07-07	4,050	878	SL	15.00000000000000	135	0	270	
SIGNS	2012-10-12	2,100	455	SL	15.00000000000000	70	0	140	
SIGNS	2012-12-06	625	136	SL	15.00000000000000	21	0	42	
FENCE	2013-04-01	13,000	4,768	SL	15.00000000000000	867	0	867	
UNDERGROUND DOUGOUTS	2014-01-01	247,667	31,486	SL	39.00000000000000	6,350	0	6,350	
SIGNS	2013-02-05	1,185	435	SL	15.00000000000000	79	0	79	

Depreciation Schedule

Description of Property	Date Acquired	Cost or Other Basis	Prior Years' Depreciation	Computation Method	Rate / Life (# of years)	Current Year's Depreciation Expense	Net Investment Income	Adjusted Net Income	Cost of Goods Sold Not Included
PAVING PARKING LOT	2013-01-07	96,272	35,299	SL	15.0000000000000	6,418	0	6,418	
AED DEFIBULATOR	2013-02-07	1,699	1,699	SL	5.0000000000000	0	0	0	
CANOPY FOR PLAYGROUND	2013-08-22	15,987	5,863	SL	15.0000000000000	1,066	0	1,066	
SUMP PUMP	2013-08-01	1,781	1,397	SL	7.0000000000000	254	0	254	
SUMP PUMP	2013-08-01	2,973	2,337	SL	7.0000000000000	425	0	425	
TUBE HEATERS	2013-12-18	7,405	2,717	SL	15.0000000000000	494	0	494	
JOHN DEERE 4720	2013-05-23	49,171	38,632	SL	7.0000000000000	7,024	0	7,024	
JOHN DEERE 400 X LOADER	2013-05-23	6,362	4,999	SL	7.0000000000000	909	0	909	
2013 HLA HD 37 JD 440540	2013-05-23	1,395	1,095	SL	7.0000000000000	199	0	199	
BASEBALL FIELD STORAGE BUILDING	2014-08-31	38,752	4,349	SL	39.0000000000000	994	0	994	
INDOOR PRACTICE FACILITY	2014-06-30	45,150	5,259	SL	39.0000000000000	1,158	0	1,158	
UNDERGROUND DOUGOUTS	2014-03-31	9,693	1,193	SL	39.0000000000000	249	0	249	
PICNIC PAVILLION	2014-06-30	9,040	1,054	SL	39.0000000000000	232	0	232	
LOCKER ROOMS	2015-01-15	69,159	7,018	SL	39.0000000000000	1,773	0	1,773	
SIGNS	2014-02-02	450	68	SL	15.0000000000000	15	0	30	
SIGNS	2014-03-15	1,800	270	SL	15.0000000000000	60	0	120	
JOHN DEERE 997 ZERO TURN MOWER	2014-06-24	18,500	5,945	SL	7.0000000000000	1,321	0	2,643	
PLAYGROUND EQUIPMENT	2014-07-31	27,783	4,167	SL	15.0000000000000	926	0	1,852	
LOCKER ROOMS	2015-07-01	48,270	4,281	SL	39.0000000000000	1,238	0	1,238	
SIGNS	2015-01-25	450	105	SL	15.0000000000000	30	0	30	

Depreciation Schedule

Description of Property	Date Acquired	Cost or Other Basis	Prior Years' Depreciation	Computation Method	Rate / Life (# of years)	Current Year's Depreciation Expense	Net Investment Income	Adjusted Net Income	Cost of Goods Sold Not Included
SIGNS	2015-12-09	1,350	315	SL	15.0000000000000	90	0	90	
REFRIGERATION	2015-02-01	694	347	SL	7.0000000000000	99	0	99	
BENCHES	2015-02-17	3,350	1,676	SL	7.0000000000000	479	0	479	
SECURITY CAMERA	2015-06-03	6,595	3,297	SL	7.0000000000000	942	0	942	
SPREADER	2015-06-10	5,528	2,765	SL	7.0000000000000	790	0	790	
ARTIFICIAL TURF-BASEBALL FIELD	2016-12-31	490,350	69,466	SL	15.0000000000000	32,690	0	32,690	
BOX SEATS	2016-12-31	22,580	3,198	SL	15.0000000000000	1,505	0	1,505	
WHIRLPOOL 18 CUBIC FT FREEZER	2016-02-25	969	397	SL	7.0000000000000	138	0	138	
BENCHES	2016-07-13	632	100	SL	15.0000000000000	42	0	42	
STADIUM CHAIRS	2016-12-01	9,998	1,417	SL	15.0000000000000	667	0	667	
SCOREBOARD	2016-12-14	18,384	2,605	SL	15.0000000000000	1,226	0	1,226	
LOCKER ROOMS	2016-01-29	552	106	SL	15.0000000000000	37	0	37	
BULLPENS	2016-05-27	28,623	1,927	SL	39.0000000000000	734	0	734	
550' CHAIN LINK FENCE	2016-11-17	23,000	3,258	SL	15.0000000000000	1,533	0	1,533	
CONCRETE ADDED AROUND ARTIFICIAL TURF/BOX SEAT AREA	2016-11-18	7,660	1,086	SL	15.0000000000000	511	0	511	
ARTIFICIAL TURF-BASEBALL FIELD	2017-01-19	6,921	865	SL	15.0000000000000	461	0	461	
BOX SEATS	2017-12-31	89,657	6,724	SL	15.0000000000000	5,977	0	5,977	
FREEZER BUILDING	2017-06-30	11,341	449	SL	39.0000000000000	291	0	291	
DUGOUTS	2017-06-30	7,668	304	SL	39.0000000000000	197	0	197	
BOX SEATS	2017-06-30	20,488	810	SL	39.0000000000000	525	0	525	

Depreciation Schedule

Description of Property	Date Acquired	Cost or Other Basis	Prior Years' Depreciation	Computation Method	Rate / Life (# of years)	Current Year's Depreciation Expense	Net Investment Income	Adjusted Net Income	Cost of Goods Sold Not Included
PAVILLION	2017-06-30	36,922	1,460	SL	39.0000000000000	947	0	947	
BATTING CAGE	2017-05-16	10,630	1,152	SL	15.0000000000000	709	0	709	
FREEZER	2017-02-24	480	129	SL	7.0000000000000	69	0	69	
WHIRLPOOL RANGE	2017-03-14	1,100	294	SL	7.0000000000000	157	0	157	
SCOREBOARD	2017-08-25	9,024	828	SL	15.0000000000000	602	0	602	
BLEACHERS	2017-09-27	1,610	147	SL	15.0000000000000	94	0	89	
WINDSCREEN & PADS	2017-12-13	17,457	1,309	SL	15.0000000000000	1,164	0	1,164	
SIGNAGE	2017-05-25	535	58	SL	15.0000000000000	36	0	36	
FENCE	2017-08-18	61,648	5,651	SL	15.0000000000000	4,110	0	4,110	
SIDEWALKS	2017-11-03	51,560	3,867	SL	15.0000000000000	3,437	0	3,437	
WALKING TRACK	2017-11-28	44,200	3,315	SL	15.0000000000000	2,947	0	2,947	
BLOCK WALL DIVIDER	2017-03-10	1,600	200	SL	15.0000000000000	107	0	107	
PRACTICE FIELD	2017-09-30	33,935	3,110	SL	15.0000000000000	2,262	0	2,262	
WALKING TRAIL	2017-11-03	24,151	1,811	SL	15.0000000000000	1,610	0	1,610	
TURF	2017-10-23	596,121	44,709	SL	15.0000000000000	39,741	0	39,741	
BOX SEATS	2017-01-01	3,148	394	SL	15.0000000000000	210	0	210	
BOX SEATS	2018-12-31	136,109	1,134	SL	15.0000000000000	9,074	0	9,074	
PLASTIC SEATS	2018-03-15	32,821	1,915	SL	15.0000000000000	2,188	0	2,188	
SIGNAGE	2018-05-17	567	24	SL	15.0000000000000	38	0	38	
PROGRASS SYNTHETIC TURF	2018-06-18	100,000	4,167	SL	15.0000000000000	6,667	0	6,667	

Depreciation Schedule

Description of Property	Date Acquired	Cost or Other Basis	Prior Years' Depreciation	Computation Method	Rate / Life (# of years)	Current Year's Depreciation Expense	Net Investment Income	Adjusted Net Income	Cost of Goods Sold Not Included
SIDEWALKS	2018-05-23	224	9	SL	15.0000000000000	15	0	15	
FENCE	2018-06-04	17,000	708	SL	15.0000000000000	1,133	0	1,133	
FENCE	2018-12-17	9,600	80	SL	15.0000000000000	640	0	640	
BALLFIELD ADDITIONS	2018-12-12	55,224	460	SL	15.0000000000000	3,682	0	3,682	
PRESS BOX	2018-09-13	31,283	234	SL	39.0000000000000	802	0	802	
PAVILLION	2018-09-13	16,203	121	SL	39.0000000000000	415	0	415	
NETTING FOR POLES	2019-02-19	2,895		SL	15.0000000000000	97	0	161	
SEATING STADIUM CHAIRS	2019-04-30	24,475		SL	15.0000000000000	816	0	1,088	
MOWER	2019-07-24	10,900		SL	15.0000000000000	363	0	303	
BOX SEATS	2019-06-30	137,778		SL	15.0000000000000	4,593	0	4,593	
BALLFIELD ADDITIONS	2019-02-14	5,128		SL	15.0000000000000	171	0	313	
PLAYGROUND EQUIPMENT	2019-05-10	17,033		SL	15.0000000000000	568	0	757	
PLAYGROUND UMBRELLA	2019-05-14	2,600		SL	15.0000000000000	87	0	116	
SIGN	2019-06-03	700		SL	15.0000000000000	23	0	27	
SIGNS	2019-06-17	1,250		SL	15.0000000000000	42	0	42	
STADIUM CHAIRS	2019-04-01	29,725		SL	15.0000000000000	991	0	1,486	

Note: To capture the full content of this document, please select landscape mode (11" x 8.5") when printing.

TY 2019 Gain/Loss from Sale of Other Assets Schedule

Name: THE MORRIS FOUNDATION

EIN: 20-5509111

Gain Loss Sale Other Assets Schedule

Name	Date Acquired	How Acquired	Date Sold	Purchaser Name	Gross Sales Price	Basis	Basis Method	Sales Expenses	Total (net)	Accumulated Depreciation
		PURCHASED		NEWARK CHRISTIAN	10,000			0	-7,145	70,519

TY 2019 Land, Etc.
 Schedule

Name: THE MORRIS FOUNDATION
 EIN: 20-5509111

Category / Item	Cost / Other Basis	Accumulated Depreciation	Book Value	End of Year Fair Market Value
RESTROOM BUILDING	166,924	52,965	113,959	
CONCESSION BUILDING	201,281	63,867	137,414	
PAVILLION 1	15,250	4,839	10,411	
PAVILLION 2	15,250	4,839	10,411	
FENCING	177,102	146,112	30,990	
ASPHALT	247,496	204,187	43,309	
BASKETBALL COURT	17,288	14,268	3,020	
VOLLEYBALL COURT	8,250	6,806	1,444	
OUTDOOR LIGHTS	20,000	16,496	3,504	
GRANITE SIGNS	16,425	13,551	2,874	
PLAYGROUND EQUIPMENT	29,119	24,020	5,099	
ICE MAKER	1,921	1,921	0	
COOLER	2,079	2,079	0	
FREEZER	2,524	2,524	0	
POPCORN MAKER	1,255	1,255	0	
ROLLER GRILLE	1,430	1,430	0	
GENERATOR 8500	2,116	2,116	0	
GENERATOR 8000	2,116	2,116	0	
TURFCO TOPDRESSER	5,322	5,322	0	
SD MOWER	3,959	3,959	0	
COMM LC DSL	13,271	13,271	0	
1200A BUNKER RAKE	10,898	10,898	0	
TX TURF GATOR	7,812	7,812	0	
SCOREBOARD BOXES	1,990	1,990	0	
2 5X10 ALUMINUM SIGNS	1,484	1,225	259	
2 4X8 ALUMINUM SIGNS	2,120	1,745	375	
JD PULVERIZER	7,149	7,149	0	
TYCROP PROPASS	11,901	11,901	0	
TOW TYPE CHASSIS	2,334	2,334	0	
HYDROLIC POWER PACK	2,278	2,278	0	

Category / Item	Cost / Other Basis	Accumulated Depreciation	Book Value	End of Year Fair Market Value
JD 1000TO MOWER	6,012	6,012	0	
SCOREBOARDS	21,060	17,375	3,685	
BENCHES	6,500	6,500	0	
FLAGPOLE	7,500	6,188	1,312	
BALLFIELDS	1,605,653	1,338,050	267,603	
LAND	960,000	0	960,000	
SCORING TRANSMITTER	1,612	1,612	0	
BACKSTOP PADDING	9,004	9,004	0	
BILLBOARD SIGNS	3,000	2,650	350	
FENCING	19,197	16,959	2,238	
LIGHTING	25,000	22,080	2,920	
SIGNAGE	22,844	20,174	2,670	
DUGOUTS	47,169	13,753	33,416	
BALLFIELD ADDITIONS - DRAINS & WARNING TRACK	9,185	8,111	1,074	
LAND	321,444	0	321,444	
OUTDOOR LIGHTS	33,751	28,689	5,062	
PARKING LOT	134,204	114,069	20,135	
POLE BUILDING	97,223	26,073	71,150	
SHOWER	12,854	3,451	9,403	
DIRT SHED	28,625	7,676	20,949	
SMOKING AREA	16,035	4,298	11,737	
CONSESSION STAND	28,500	7,645	20,855	
DRAINS	3,800	1,015	2,785	
VENT - FRYER	3,500	941	2,559	
BULLPENS	2,750	742	2,008	
COMPUTER EQUIPMENT	4,889	4,889	0	
INFARED HEATER	1,587	1,587	0	
FRYER	4,862	4,862	0	
WARMER	130	130	0	
FIELD COVERS	16,695	16,695	0	

Category / Item	Cost / Other Basis	Accumulated Depreciation	Book Value	End of Year Fair Market Value
ALCO FENCE	7,778	4,930	2,848	
IRRIGATION SYSTEM	38,692	24,501	14,191	
SMOKER GRILL	6,008	6,008	0	
DRAINS/SOD	11,665	6,483	5,182	
TICKET BOOTH	10,717	2,360	8,357	
DRAINS/SOD	47,036	27,701	19,335	
LAWN SPRAYER	1,314	1,314	0	
STORAGE CONTAINER	11,000	11,000	0	
JOHN DEERE X748	12,704	12,704	0	
JOHN DEERE XUV 825I	11,616	11,616	0	
SIGNS	2,533	1,897	636	
SIGNS	3,150	2,363	787	
SIGNS	2,700	2,025	675	
SIGNS	4,050	3,038	1,012	
SIGNS	2,100	1,575	525	
SIGNS	625	470	155	
FENCE	13,000	5,635	7,365	
UNDERGROUND DOUGOUTS	247,667	37,836	209,831	
SIGNS	1,185	514	671	
PAVING PARKING LOT	96,272	41,717	54,555	
AED DEFIBULATOR	1,699	1,699	0	
CANOPY FOR PLAYGROUND	15,987	6,929	9,058	
SUMP PUMP	1,781	1,651	130	
SUMP PUMP	2,973	2,762	211	
TUBE HEATERS	7,405	3,211	4,194	
JOHN DEERE 4720	49,171	45,656	3,515	
JOHN DEERE 400 X LOADER	6,362	5,908	454	
2013 HLA HD 37 JD 440540	1,395	1,294	101	
BASEBALL FIELD STORAGE BUILDING	38,752	5,343	33,409	
INDOOR PRACTICE FACILITY	45,150	6,417	38,733	

Category / Item	Cost / Other Basis	Accumulated Depreciation	Book Value	End of Year Fair Market Value
UNDERGROUND DOUGOUTS	9,693	1,442	8,251	
PICNIC PAVILLION	9,040	1,286	7,754	
LOCKER ROOMS	69,159	8,791	60,368	
SIGNS	450	308	142	
SIGNS	1,800	1,230	570	
JOHN DEERE 997 ZERO TURN MOWER	18,500	16,516	1,984	
PLAYGROUND EQUIPMENT	27,783	18,985	8,798	
LOCKER ROOMS	48,270	5,519	42,751	
SIGNS	450	135	315	
SIGNS	1,350	405	945	
REFRIGERATION	694	446	248	
BENCHES	3,350	2,155	1,195	
SECURITY CAMERA	6,595	4,239	2,356	
SPREADER	5,528	3,555	1,973	
ARTIFICIAL TURF-BASEBALL FIELD	490,350	102,156	388,194	
BOX SEATS	22,580	4,703	17,877	
WHIRLPOOL 18 CUBIC FT FREEZER	969	535	434	
BENCHES	632	142	490	
STADIUM CHAIRS	9,998	2,084	7,914	
SCOREBOARD	18,384	3,831	14,553	
LOCKER ROOMS	552	143	409	
BULLPENS	28,623	2,661	25,962	
550' CHAIN LINK FENCE	23,000	4,791	18,209	
CONCRETE ADDED AROUND ARTIFICIAL TURF/BOX SEAT AREA	7,660	1,597	6,063	
ARTIFICIAL TURF-BASEBALL FIELD	6,921	1,326	5,595	
BOX SEATS	89,657	12,701	76,956	
FREEZER BUILDING	11,341	740	10,601	
DUGOUTS	7,668	501	7,167	
BOX SEATS	20,488	1,335	19,153	
PAVILLION	36,922	2,407	34,515	

Category / Item	Cost / Other Basis	Accumulated Depreciation	Book Value	End of Year Fair Market Value
BATTING CAGE	10,630	1,861	8,769	
FREEZER	480	198	282	
WHIRLPOOL RANGE	1,100	451	649	
SCOREBOARD	9,024	1,430	7,594	
WINDSCREEN & PADS	17,457	2,473	14,984	
SIGNAGE	535	94	441	
FENCE	61,648	9,761	51,887	
SIDEWALKS	51,560	7,304	44,256	
WALKING TRACK	44,200	6,262	37,938	
BLOCK WALL DIVIDER	1,600	307	1,293	
PRACTICE FIELD	33,935	5,372	28,563	
WALKING TRAIL	24,151	3,421	20,730	
TURF	596,121	84,450	511,671	
BOX SEATS	3,148	604	2,544	
BOX SEATS	136,109	10,208	125,901	
PLASTIC SEATS	32,821	4,103	28,718	
SIGNAGE	567	62	505	
PROGRASS SYNTHETIC TURF	100,000	10,834	89,166	
SIDEWALKS	224	24	200	
FENCE	17,000	1,841	15,159	
FENCE	9,600	720	8,880	
BALLFIELD ADDITIONS	55,224	4,142	51,082	
PRESS BOX	31,283	1,036	30,247	
PAVILLION	16,203	536	15,667	
NETTING FOR POLES	2,895	97	2,798	
SEATING STADIUM CHAIRS	24,475	816	23,659	
MOWER	10,900	363	10,537	
BOX SEATS	137,778	4,593	133,185	
BALLFIELD ADDITIONS	5,128	171	4,957	
PLAYGROUND EQUIPMENT	17,033	568	16,465	

Category / Item	Cost / Other Basis	Accumulated Depreciation	Book Value	End of Year Fair Market Value
PLAYGROUND UMBRELLA	2,600	87	2,513	
SIGN	700	23	677	
SIGNS	1,250	42	1,208	
STADIUM CHAIRS	29,725	991	28,734	

TY 2019 Other Assets Schedule**Name:** THE MORRIS FOUNDATION**EIN:** 20-5509111**Other Assets Schedule**

Description	Beginning of Year - Book Value	End of Year - Book Value	End of Year - Fair Market Value
INVESTMENTS	2,134,339	2,637,139	5,587,295

TY 2019 Other Expenses Schedule**Name:** THE MORRIS FOUNDATION**EIN:** 20-5509111**Other Expenses Schedule**

Description	Revenue and Expenses per Books	Net Investment Income	Adjusted Net Income	Disbursements for Charitable Purposes
CONTRACT LABOR	6,218	0	0	6,218
REPAIRS & MAINTENANCE	71,797	0	0	71,797
INSURANCE	6,251	0	0	6,251
OFFICE EXPENSE	11,663	0	0	11,663
SUPPLIES	18,049	0	0	18,049
UTILITIES	28,665	0	0	28,665
LEGAL & ACCOUNTING	11,435	0	0	11,435
ADVERTISING	24,104	0	0	24,104
TAXES	18,980	0	0	18,980
PAYROLL EXPENSE	8,288	0	0	8,288

Other Expenses Schedule				
Description	Revenue and Expenses per Books	Net Investment Income	Adjusted Net Income	Disbursements for Charitable Purposes
WORKERS COMPENSATION	4,312	0	0	4,312

TY 2019 Other Income Schedule

Name: THE MORRIS FOUNDATION

EIN: 20-5509111

Other Income Schedule

Description	Revenue And Expenses Per Books	Net Investment Income	Adjusted Net Income
ROYALTIES	742,777	742,777	742,777
HARDROCK LAND COMPANY LLC-K1	21,363		21,363

**TY 2019 Substantial Contributors
Schedule****Name:** THE MORRIS FOUNDATION**EIN:** 20-5509111**Name****Address**

IKE AND BETTY MORRIS

PO BOX 397
GLENVILLE, WV 26351

TY 2019 Taxes Schedule**Name:** THE MORRIS FOUNDATION**EIN:** 20-5509111

Category	Amount	Net Investment Income	Adjusted Net Income	Disbursements for Charitable Purposes
PROPERTY TAXES	7,918	0	0	7,918