

601912

OMB No. 1545-0047

2019

Form 990-PF

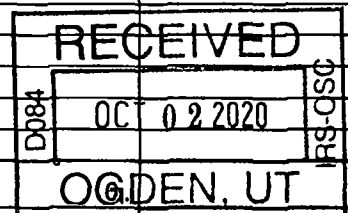
Return of Private Foundation
or Section 4947(a)(1) Trust Treated as Private FoundationDepartment of the Treasury
Internal Revenue ServiceDo not enter social security numbers on this form as it may be made public.
Go to www.irs.gov/Form990PF for instructions and the latest information.

For calendar year 2019 or tax year beginning , 2019, and ending

CELE H. & WILLIAM B. RUBIN FAMILY FUND, INC
32 MONADNOCK ROAD, C/O ELLEN GORDON
WELLESLEY HILLS, MA 02481A Employer identification number
11-6026235B Telephone number (see instructions)
781-235-4751C If exemption application is pending, check here ☐D 1 Foreign organizations, check here ☐2 Foreign organizations meeting the 85% test, check here and attach computation ☐E If private foundation status was terminated under section 507(b)(1)(A), check here ☐F If the foundation is in a 60-month termination under section 507(b)(1)(B), check here ☐G Check all that apply: ☐ Initial return ☐ Initial return of a former public charity
☐ Final return ☐ Amended return
☐ Address change ☐ Name changeH Check type of organization ☒ Section 501(c)(3) exempt private foundation ☐ Section 4947(a)(1) nonexempt charitable trust ☐ Other taxable private foundationI Fair market value of all assets at end of year (from Part II, column (c), line 16) ☐ Accounting method ☒ Cash ☐ Accrual
\$ 88,036,355. (Part I, column (d), must be on cash basis.)

Analysis of Revenue and Expenses (The total of amounts in columns (b), (c), and (d) may not necessarily equal the amounts in column (a) (see instructions).)		(a) Revenue and expenses per books	(b) Net investment income	(c) Adjusted net income	(d) Disbursements for charitable purposes (cash basis only)	
Revenue	1 Contributions, gifts, grants, etc., received (attach schedule) . . .	475,000.				
	2 Check <input type="checkbox"/> if the foundation is not required to attach Sch. B					
	3 Interest on savings and temporary cash investments	66,287.	66,287.	N/A		
	4 Dividends and interest from securities	986,416.	986,416.			
	5 a Gross rents					
	b Net rental income or (loss)					
	6 a Net gain or (loss) from sale of assets not on line 10	4,200,489.				
	b Gross sales price for all assets on line 6a	23,067,797.				
	7 Capital gain net income (from Part IV, line 2)		4,200,489.			
	8 Net short-term capital gain					
	9 Income modifications					
	10 a Gross sales less returns and allowances					
b Less: Cost of goods sold						
c Gross profit or (loss) (attach schedule)						
11 Other income (attach schedule)						
See Statement 1		78,375.				
12 Total. Add lines 1 through 11	5,806,567.	5,253,192.				
Operating and Administrative Expenses	13 Compensation of officers, directors, trustees, etc.	0.				
	14 Other employee salaries and wages					
	15 Pension plans, employee benefits					
	16 a Legal fees (attach schedule) See St. 2	15,033.				
	b Accounting fees (attach sch) See St. 3	29,875.				
	c Other professional fees (attach sch) See St. 4	232,618.	232,618.			
	17 Interest					
	18 Taxes (attach schedule)(see instrs) See Stm. 5	95,892.	7,947.			
	19 Depreciation (attach schedule) and depletion					
	20 Occupancy					
	21 Travel, conferences, and meetings					
	22 Printing and publications					
	23 Other expenses (attach schedule)					
	See Statement 6		2,158.			
	24 Total operating and administrative expenses. Add lines 13 through 23	375,576.	240,565.			
25 Contributions, gifts, grants paid Part XV	2,592,090.			2,592,090.		
26 Total expenses and disbursements. Add lines 24 and 25	2,967,666.	240,565.		2,592,090.		
27 Subtract line 26 from line 12						
a Excess of revenue over expenses and disbursements	2,838,901.					
b Net investment income (if negative, enter -0-)		5,012,627.				
c Adjusted net income (if negative, enter -0-)						

Part II Balance Sheets		Attached schedules and amounts in the description column should be for end-of-year amounts only. (See instructions.)			Beginning of year	End of year	
		(a) Book Value	(b) Book Value	(c) Fair Market Value			
Assets	1 Cash – non-interest-bearing	1,286,212.	2,076,390.	2,076,390.			
	2 Savings and temporary cash investments	2,167,824.	6,345,854.	6,345,853.			
	3 Accounts receivable						
	Less: allowance for doubtful accounts ▶						
	4 Pledges receivable						
	Less: allowance for doubtful accounts ▶						
	5 Grants receivable						
	6 Receivables due from officers, directors, trustees, and other disqualified persons (attach schedule) (see instructions)						
	7 Other notes and loans receivable (attach sch) ▶						
	Less: allowance for doubtful accounts ▶						
	8 Inventories for sale or use						
	9 Prepaid expenses and deferred charges	86,966.	48,110.	48,110.			
	10a Investments – U.S. and state government obligations (attach schedule)						
	b Investments – corporate stock (attach schedule)	29,458,685.	27,439,725.	79,466,010.			
	c Investments – corporate bonds (attach schedule)	171,826.	100,335.	99,992.			
	11 Investments – land, buildings, and equipment: basis						
	Less: accumulated depreciation (attach schedule) ▶						
	12 Investments – mortgage loans						
	13 Investments – other (attach schedule)						
	14 Land, buildings, and equipment: basis ▶						
	Less: accumulated depreciation (attach schedule) ▶						
	15 Other assets (describe ▶)						
	16 Total assets (to be completed by all filers – see the instructions. Also, see page 1, item I)	33,171,513.	36,010,414.	88,036,355.			
Liabilities	17 Accounts payable and accrued expenses						
	18 Grants payable						
	19 Deferred revenue						
	20 Loans from officers, directors, trustees, & other disqualified persons						
	21 Mortgages and other notes payable (attach schedule)						
	22 Other liabilities (describe ▶)						
	23 Total liabilities (add lines 17 through 22)	0.					
Net Assets or Fund Balances	Foundations that follow FASB ASC 958, check here and complete lines 24, 25, 29, and 30. <input type="checkbox"/>						
	24 Net assets without donor restrictions						
	25 Net assets with donor restrictions						
	Foundations that do not follow FASB ASC 958, check here and complete lines 26 through 30. <input checked="" type="checkbox"/>						
	26 Capital stock, trust principal, or current funds	33,171,513.	36,010,414.				
	27 Paid-in or capital surplus, or land, bldg., and equipment fund						
	28 Retained earnings, accumulated income, endowment, or other funds						
	29 Total net assets or fund balances (see instructions)	33,171,513.	36,010,414.				
	30 Total liabilities and net assets/fund balances (see instructions)	33,171,513.	36,010,414.				

**Part III Analysis of Changes in Net Assets or Fund Balances**

1 Total net assets or fund balances at beginning of year – Part II, column (a), line 29 (must agree with end-of-year figure reported on prior year's return)	1	33,171,513.
2 Enter amount from Part I, line 27a	2	2,838,901.
3 Other increases not included in line 2 (itemize) ▶	3	
4 Add lines 1, 2, and 3	4	36,010,414.
5 Decreases not included in line 2 (itemize) ▶	5	
6 Total net assets or fund balances at end of year (line 4 minus line 5) – Part II, column (b), line 29	6	36,010,414.

Part IV Capital Gains and Losses for Tax on Investment Income

(a) List and describe the kind(s) of property sold (for example, real estate, 2-story brick warehouse; or common stock, 200 shs. MLC Co.)		(b) How acquired P — Purchase D — Donation	(c) Date acquired (mo., day, yr.)	(d) Date sold (mo., day, yr.)
1a See Statement 7				
b				
c				
d				
e				

(e) Gross sales price	(f) Depreciation allowed (or allowable)	(g) Cost or other basis plus expense of sale	(h) Gain or (loss) (e) plus (f) minus (g)
a			
b			
c			
d			
e			

Complete only for assets showing gain in column (h) and owned by the foundation on 12/31/69.

(i) FMV as of 12/31/69	(j) Adjusted basis as of 12/31/69	(k) Excess of col. (i) over col. (j), if any	(l) Gains (Col. (h) gain minus col. (k), but not less than -0-) or Losses (from col. (h))
a			
b			
c			
d			
e			

2 Capital gain net income or (net capital loss).....	<div style="border: 1px solid black; padding: 2px;"> If gain, also enter in Part I, line 7 If (loss), enter -0- in Part I, line 7 </div>	2	4,200,489.
3 Net short-term capital gain or (loss) as defined in sections 1222(5) and (6):	<div style="border: 1px solid black; padding: 2px;"> If gain, also enter in Part I, line 8, column (c). See instructions. If (loss), enter -0- in Part I, line 8. </div>	3	-152,050.

Part V Qualification Under Section 4940(e) for Reduced Tax on Net Investment Income

(For optional use by domestic private foundations subject to the section 4940(a) tax on net investment income.)

If section 4940(d)(2) applies, leave this part blank.

Was the foundation liable for the section 4942 tax on the distributable amount of any year in the base period?

☐ Yes☒ No

If 'Yes,' the foundation doesn't qualify under section 4940(e). Do not complete this part.

1 Enter the appropriate amount in each column for each year; see the instructions before making any entries.

(a) Base period years Calendar year (or tax year beginning in)	(b) Adjusted qualifying distributions	(c) Net value of noncharitable-use assets	(d) Distribution ratio (col. (b) divided by col. (c))
2018	4,663,300.	74,597,650.	0.062513
2017	5,185,834.	94,425,682.	0.054920
2016	4,464,258.	91,810,489.	0.048625
2015	4,516,782.	87,568,578.	0.051580
2014	4,477,577.	87,308,480.	0.051285

2 Total of line 1, column (d).....	2	0.268923
3 Average distribution ratio for the 5-year base period — divide the total on line 2 by 5.0, or by the number of years the foundation has been in existence if less than 5 years.....	3	0.053785
4 Enter the net value of noncharitable-use assets for 2019 from Part X, line 5.....	4	81,098,187.
5 Multiply line 4 by line 3.....	5	4,361,866.
6 Enter 1% of net investment income (1% of Part I, line 27b).....	6	50,126.
7 Add lines 5 and 6.....	7	4,411,992.
8 Enter qualifying distributions from Part XII, line 4.....	8	2,592,090.

If line 8 is equal to or greater than line 7, check the box in Part VI, line 1b, and complete that part using a 1% tax rate. See the Part VI instructions.

Part VI Excise Tax Based on Investment Income (Section 4940(a), 4940(b), 4940(e), or 4948 — see instructions)

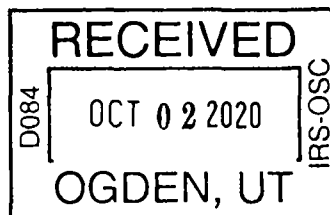
1 a Exempt operating foundations described in section 4940(d)(2), check here <input type="checkbox"/> and enter 'N/A' on line 1. Date of ruling or determination letter: _____ (attach copy of letter if necessary — see instructions)			
b Domestic foundations that meet the section 4940(e) requirements in Part V, check here <input type="checkbox"/> and enter 1% of Part I, line 27b.		1	100,253.
c All other domestic foundations enter 2% of line 27b. Exempt foreign organizations enter 4% of Part I, line 12, col. (b)			
2 Tax under section 511 (domestic section 4947(a)(1) trusts and taxable foundations only; others, enter -0-)		2	0.
3 Add lines 1 and 2		3	100,253.
4 Subtitle A (income) tax (domestic section 4947(a)(1) trusts and taxable foundations only; others, enter -0-)		4	0.
5 Tax based on investment income. Subtract line 4 from line 3. If zero or less, enter -0-		5	100,253.
6 Credits/Payments:			
a 2019 estimated tax pymts and 2018 overpayment credited to 2019	6 a	48,110.	
b Exempt foreign organizations — tax withheld at source	6 b		
c Tax paid with application for extension of time to file (Form 8868)	6 c		
d Backup withholding erroneously withheld	6 d		
7 Total credits and payments. Add lines 6a through 6d	7	48,110.	
8 Enter any penalty for underpayment of estimated tax. Check here <input checked="" type="checkbox"/> if Form 2220 is attached	8	1,511.	
9 Tax due. If the total of lines 5 and 8 is more than line 7, enter amount owed	9	53,654.	
10 Overpayment. If line 7 is more than the total of lines 5 and 8, enter the amount overpaid	10		
11 Enter the amount of line 10 to be: Credited to 2020 estimated tax <input type="checkbox"/> Refunded <input type="checkbox"/>	11		

Part VII Statements Regarding Activities

	Yes	No
1 a During the tax year, did the foundation attempt to influence any national, state, or local legislation or did it participate or intervene in any political campaign?		X
b Did it spend more than \$100 during the year (either directly or indirectly) for political purposes? See the instructions for the definition		X
If the answer is 'Yes' to 1a or 1b, attach a detailed description of the activities and copies of any materials published or distributed by the foundation in connection with the activities.		
c Did the foundation file Form 1120-POL for this year?		X
d Enter the amount (if any) of tax on political expenditures (section 4955) imposed during the year: (1) On the foundation ▶ \$ 0. (2) On foundation managers ▶ \$ 0.		
e Enter the reimbursement (if any) paid by the foundation during the year for political expenditure tax imposed on foundation managers ▶ \$ 0.		
2 Has the foundation engaged in any activities that have not previously been reported to the IRS?		X
If 'Yes,' attach a detailed description of the activities.		
3 Has the foundation made any changes, not previously reported to the IRS, in its governing instrument, articles of incorporation, or bylaws, or other similar instruments? If 'Yes,' attach a conformed copy of the changes.		X
4 a Did the foundation have unrelated business gross income of \$1,000 or more during the year?		X
b If 'Yes,' has it filed a tax return on Form 990-T for this year?		N/A
5 Was there a liquidation, termination, dissolution, or substantial contraction during the year?		X
If 'Yes,' attach the statement required by General Instruction T.		
6 Are the requirements of section 508(e) (relating to sections 4941 through 4945) satisfied either: • By language in the governing instrument, or • By state legislation that effectively amends the governing instrument so that no mandatory directions that conflict with the state law remain in the governing instrument?	X	
7 Did the foundation have at least \$5,000 in assets at any time during the year? If 'Yes,' complete Part II, col. (c), and Part XV	X	
8 a Enter the states to which the foundation reports or with which it is registered. See instructions NY MA		
b If the answer is 'Yes' to line 7, has the foundation furnished a copy of Form 990-PF to the Attorney General (or designate) of each state as required by General Instruction G? If 'No,' attach explanation.	X	
9 Is the foundation claiming status as a private operating foundation within the meaning of section 4942(j)(3) or 4942(j)(5) for calendar year 2019 or the tax year beginning in 2019? See the instructions for Part XIV. If 'Yes,' complete Part XIV.		X
10 Did any persons become substantial contributors during the tax year? If 'Yes,' attach a schedule listing their names and addresses See Statement 8	X	

BAA

Form 990-PF (2019)



Part VII-A Statements Regarding Activities (continued)

	Yes	No
11 At any time during the year, did the foundation, directly or indirectly, own a controlled entity within the meaning of section 512(b)(13)? If 'Yes,' attach schedule. See instructions.		X
12 Did the foundation make a distribution to a donor advised fund over which the foundation or a disqualified person had advisory privileges? If 'Yes,' attach statement. See instructions.	X	
13 Did the foundation comply with the public inspection requirements for its annual returns and exemption application? Website address: N/A	X	
14 The books are in care of: ELLEN GORDON Telephone no.: 781-235-4751 Located at: 32 MONADNOCK ROAD WELLESLEY HILLS MA ZIP + 4: 02481		
15 Section 4947(a)(1) nonexempt charitable trusts filing Form 990-PF in lieu of Form 1041 - check here: N/A and enter the amount of tax-exempt interest received or accrued during the year: 15 N/A		
16 At any time during calendar year 2019, did the foundation have an interest in or a signature or other authority over a bank, securities, or other financial account in a foreign country? See the instructions for exceptions and filing requirements for FinCEN Form 114. If 'Yes,' enter the name of the foreign country.		X

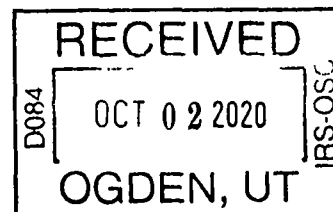
Part VII-B Statements Regarding Activities for Which Form 4720 May Be Required

File Form 4720 if any item is checked in the 'Yes' column, unless an exception applies.

	Yes	No
1 a During the year, did the foundation (either directly or indirectly):		
(1) Engage in the sale or exchange, or leasing of property with a disqualified person?	<input type="checkbox"/> Yes <input checked="" type="checkbox"/> No	
(2) Borrow money from, lend money to, or otherwise extend credit to (or accept it from) a disqualified person?	<input type="checkbox"/> Yes <input checked="" type="checkbox"/> No	
(3) Furnish goods, services, or facilities to (or accept them from) a disqualified person?	<input type="checkbox"/> Yes <input checked="" type="checkbox"/> No	
(4) Pay compensation to, or pay or reimburse the expenses of, a disqualified person?	<input type="checkbox"/> Yes <input checked="" type="checkbox"/> No	
(5) Transfer any income or assets to a disqualified person (or make any of either available for the benefit or use of a disqualified person)?	<input type="checkbox"/> Yes <input checked="" type="checkbox"/> No	
(6) Agree to pay money or property to a government official? (Exception. Check 'No' if the foundation agreed to make a grant to or to employ the official for a period after termination of government service, if terminating within 90 days.)	<input type="checkbox"/> Yes <input checked="" type="checkbox"/> No	
b If any answer is 'Yes' to 1a(1)-(6), did any of the acts fail to qualify under the exceptions described in Regulations section 53.4941(d)-3 or in a current notice regarding disaster assistance? See instructions. Organizations relying on a current notice regarding disaster assistance, check here.	1 b	N/A
c Did the foundation engage in a prior year in any of the acts described in 1a, other than excepted acts, that were not corrected before the first day of the tax year beginning in 2019?	1 c	X
2 Taxes on failure to distribute income (section 4942) (does not apply for years the foundation was a private operating foundation defined in section 4942(j)(3) or 4942(j)(5)):		
a At the end of tax year 2019, did the foundation have any undistributed income (Part XIII, lines 6d and 6e) for tax year(s) beginning before 2019? If 'Yes,' list the years: 20 __, 20 __, 20 __, 20 __	<input type="checkbox"/> Yes <input checked="" type="checkbox"/> No	
b Are there any years listed in 2a for which the foundation is not applying the provisions of section 4942(a)(2) (relating to incorrect valuation of assets) to the year's undistributed income? (If applying section 4942(a)(2) to all years listed, answer 'No' and attach statement - see instructions.)	2 b	N/A
c If the provisions of section 4942(a)(2) are being applied to any of the years listed in 2a, list the years here: 20 __, 20 __, 20 __, 20 __		
3 a Did the foundation hold more than a 2% direct or indirect interest in any business enterprise at any time during the year?	<input type="checkbox"/> Yes <input checked="" type="checkbox"/> No	
b If 'Yes,' did it have excess business holdings in 2019 as a result of (1) any purchase by the foundation or disqualified persons after May 26, 1969; (2) the lapse of the 5-year period (or longer period approved by the Commissioner under section 4943(c)(7)) to dispose of holdings acquired by gift or bequest; or (3) the lapse of the 10-, 15-, or 20-year first phase holding period? (Use Form 4720, Schedule C, to determine if the foundation had excess business holdings in 2019.)	3 b	N/A
4 a Did the foundation invest during the year any amount in a manner that would jeopardize its charitable purposes?	4 a	X
b Did the foundation make any investment in a prior year (but after December 31, 1969) that could jeopardize its charitable purpose that had not been removed from jeopardy before the first day of the tax year beginning in 2019?	4 b	X

BAA

Form 990-PF (2019)



TEEA0305L 08/22/19

Part VII-B Statements Regarding Activities for Which Form 4720 May Be Required (continued)**5a** During the year, did the foundation pay or incur any amount to:

- (1) Carry on propaganda, or otherwise attempt to influence legislation (section 4945(e))? ☐ Yes ☒ No
- (2) Influence the outcome of any specific public election (see section 4955); or to carry on, directly or indirectly, any voter registration drive? ☐ Yes ☒ No
- (3) Provide a grant to an individual for travel, study, or other similar purposes? ☐ Yes ☒ No
- (4) Provide a grant to an organization other than a charitable, etc., organization described in section 4945(d)(4)(A)? See instructions. ☐ Yes ☒ No
- (5) Provide for any purpose other than religious, charitable, scientific, literary, or educational purposes, or for the prevention of cruelty to children or animals? ☐ Yes ☒ No

b If any answer is 'Yes' to 5a(1)–(5), did any of the transactions fail to qualify under the exceptions described in Regulations section 53.4945 or in a current notice regarding disaster assistance? See instructions.Organizations relying on a current notice regarding disaster assistance, check here ☐**c** If the answer is 'Yes' to question 5a(4), does the foundation claim exemption from the tax because it maintained expenditure responsibility for the grant? ☐ Yes ☒ No
If 'Yes,' attach the statement required by Regulations section 53.4945-5(d).**6a** Did the foundation, during the year, receive any funds, directly or indirectly, to pay premiums on a personal benefit contract? ☐ Yes ☒ No**b** Did the foundation, during the year, pay premiums, directly or indirectly, on a personal benefit contract? ☐ Yes ☒ No
If 'Yes' to 6b, file Form 8870.**7a** At any time during the tax year, was the foundation a party to a prohibited tax shelter transaction? ☐ Yes ☒ No**b** If 'Yes,' did the foundation receive any proceeds or have any net income attributable to the transaction? ☐ Yes ☒ No**8** Is the foundation subject to the section 4960 tax on payment(s) of more than \$1,000,000 in remuneration or excess parachute payment(s) during the year? ☐ Yes ☒ No**Part VIII Information About Officers, Directors, Trustees, Foundation Managers, Highly Paid Employees, and Contractors**

See Statement 10

1 List all officers, directors, trustees, and foundation managers and their compensation. See instructions.

(a) Name and address	(b) Title, and average hours per week devoted to position	(c) Compensation (If not paid, enter -0-)	(d) Contributions to employee benefit plans and deferred compensation	(e) Expense account, other allowances
ELLEN R. GORDON 32 MONADNOCK ROAD WELLESLEY HILLS, MA 02481	Pres. & Treas 0	0.	0.	0.
BRUCE S. HYAMS 35764 ATLANTIC AVE-1449 OCEAN VIEW, DE 19970	Secretary 0	0.	0.	0.

2 Compensation of five highest-paid employees (other than those included on line 1 – see instructions). If none, enter 'NONE'.

(a) Name and address of each employee paid more than \$50,000	(b) Title, and average hours per week devoted to position	(c) Compensation	(d) Contributions to employee benefit plans and deferred compensation	(e) Expense account, other allowances
ELLEN GORDON 32 MONADNOCK ROAD WELLESLEY, MA 02481	PRESIDENT 15	0.	0.	0.

Total number of other employees paid over \$50,000 ☐ 0

RECEIVED

OCT 02 2020

OGDEN, UT

IRS-OSC

Minimum Investment Return (All domestic foundations must complete this part. Foreign foundations, see instructions.)

1	Fair market value of assets not used (or held for use) directly in carrying out charitable, etc., purposes:		
a	Average monthly fair market value of securities	1 a	77,956,254.
b	Average of monthly cash balances	1 b	4,376,931.
c	Fair market value of all other assets (see instructions)	1 c	
d	Total (add lines 1 a, b, and c)	1 d	82,333,185.
e	Reduction claimed for blockage or other factors reported on lines 1 a and 1 c (attach detailed explanation)	1 e	0.
2	Acquisition indebtedness applicable to line 1 assets	2	0.
3	Subtract line 2 from line 1 d	3	82,333,185.
4	Cash deemed held for charitable activities. Enter 1-1/2% of line 3 (for greater amount, see instructions)	4	1,234,998.
5	Net value of noncharitable-use assets. Subtract line 4 from line 3. Enter here and on Part V, line 4	5	81,098,187.
6	Minimum investment return. Enter 5% of line 5	6	4,054,909.

Part X Distributable Amount (see instructions) (Section 4942(j)(3) and (j)(5) private operating foundations and certain foreign organizations, check here ☐ and do not complete this part.)

1	Minimum investment return from Part X, line 6	1	4,054,909.
2 a	Tax on investment income for 2019 from Part VI, line 5	2 a	100,253.
b	Income tax for 2019. (This does not include the tax from Part VI.)	2 b	
c	Add lines 2 a and 2 b	2 c	100,253.
3	Distributable amount before adjustments. Subtract line 2 c from line 1	3	3,954,656.
4	Recoveries of amounts treated as qualifying distributions	4	
5	Add lines 3 and 4	5	3,954,656.
6	Deduction from distributable amount (see instructions)	6	
7	Distributable amount as adjusted. Subtract line 6 from line 5. Enter here and on Part XIII, line 1	7	3,954,656.


Part XIII Qualifying Distributions (see instructions)

1	Amounts paid (including administrative expenses) to accomplish charitable, etc., purposes:		
a	Expenses, contributions, gifts, etc. — total from Part I, column (d), line 26	1 a	2,592,090.
b	Program-related investments — total from Part IX-B	1 b	
2	Amounts paid to acquire assets used (or held for use) directly in carrying out charitable, etc., purposes	2	
3	Amounts set aside for specific charitable projects that satisfy the:		
a	Suitability test (prior IRS approval required)	3 a	
b	Cash distribution test (attach the required schedule)	3 b	
4	Qualifying distributions. Add lines 1 a through 3 b. Enter here and on Part V, line 8; and Part XIII, line 4	4	2,592,090.
5	Foundations that qualify under section 4940(e) for the reduced rate of tax on net investment income. Enter 1% of Part I, line 27b. See instructions	5	
6	Adjusted qualifying distributions. Subtract line 5 from line 4	6	2,592,090.

Note: The amount on line 6 will be used in Part V, column (b), in subsequent years when calculating whether the foundation qualifies for the section 4940(e) reduction of tax in those years.

BAA

Form 990-PF (2019)




Part XIII Undistributed Income (see instructions)

	(a) Corpus	(b) Years prior to 2018	(c) 2018	(d) 2019
1 Distributable amount for 2019 from Part XI, line 7				3,954,656.
2 Undistributed income, if any, as of the end of 2019:				
a Enter amount for 2018 only			1,063,732.	
b Total for prior years: 20 , 20 , 20		0.		
3 Excess distributions carryover, if any, to 2019:				
a From 2014				
b From 2015				
c From 2016				
d From 2017				
e From 2018				
f Total of lines 3a through e	0.			
4 Qualifying distributions for 2019 from Part XII, line 4. \$ 2,592,090.				
a Applied to 2018, but not more than line 2a			1,063,732.	
b Applied to undistributed income of prior years (Election required - see instructions)		0.		
c Treated as distributions out of corpus (Election required - see instructions)	0.			
d Applied to 2019 distributable amount				1,528,358.
e Remaining amount distributed out of corpus	0.			
5 Excess distributions carryover applied to 2019 (If an amount appears in column (d), the same amount must be shown in column (a).)		0.		0.
6 Enter the net total of each column as indicated below:				
a Corpus. Add lines 3f, 4c, and 4e. Subtract line 5	0.			
b Prior years' undistributed income. Subtract line 4b from line 2b		0.		
c Enter the amount of prior years' undistributed income for which a notice of deficiency has been issued, or on which the section 4942(a) tax has been previously assessed		0.		
d Subtract line 6c from line 6b. Taxable amount - see instructions		0.		
e Undistributed income for 2018. Subtract line 4a from line 2a. Taxable amount - see instructions			0.	
f Undistributed income for 2019. Subtract lines 4d and 5 from line 1. This amount must be distributed in 2020.				2,426,298.
7 Amounts treated as distributions out of corpus to satisfy requirements imposed by section 170(b)(1)(F) or 4942(g)(3) (Election may be required - see instructions)	0.			
8 Excess distributions carryover from 2014 not applied on line 5 or line 7 (see instructions)	0.			
9 Excess distributions carryover to 2020. Subtract lines 7 and 8 from line 6a	0.			
10 Analysis of line 9:				
a Excess from 2015				
b Excess from 2016				
c Excess from 2017				
d Excess from 2018				
e Excess from 2019				

BAA

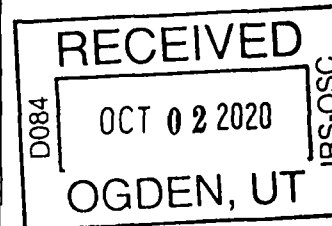
TEEA0309L 08/22/19



Form 990-PF (2019)

Part IV Supplementary Information (continued)**3 Grants and Contributions Paid During the Year or Approved for Future Payment**

Recipient Name and address (home or business)	If recipient is an individual, show any relationship to any foundation manager or substantial contributor	Foundation status of recipient	Purpose of grant or contribution	Amount
<i>a Paid during the year</i> SEE ATTACHED SCHEDULE 32 MONADNOCK WELLESLEY HILLS MA 02481	NONE	NC	CHARITABLE	2,592,090.
Total				3 a 2,592,090.
<i>b Approved for future payment</i>				
Total				3 b




Analysis of Income-Producing Activities

Enter gross amounts unless otherwise indicated.

Enter gross amounts unless otherwise indicated.		Unrelated business income		Excluded by section 512, 513, or 514		(e) Related or exempt function income (See instructions.)
		(a) Business code	(b) Amount	(c) Exclu- sion code	(d) Amount	
1	Program service revenue:					
a						
b						
c						
d						
e						
f						
g	Fees and contracts from government agencies . .					
2	Membership dues and assessments					
3	Interest on savings and temporary cash investments			14	66,287.	
4	Dividends and interest from securities			14	986,416.	
5	Net rental income or (loss) from real estate:					
a	Debt-financed property					
b	Not debt-financed property					
6	Net rental income or (loss) from personal property					
7	Other investment income			14	78,375.	
8	Gain or (loss) from sales of assets other than inventory					4,200,489.
9	Net income or (loss) from special events					
10	Gross profit or (loss) from sales of inventory					
11	Other revenue:					
a						
b						
c						
d						
e						
12	Subtotal. Add columns (b), (d), and (e)				1,131,078.	4,200,489.
13	Total. Add line 12, columns (b), (d), and (e)					5,331,567.

(See worksheet in line 13 instructions to verify calculations)

Part A Relationship of Activities to the Accomplishment of Exempt Purposes

[illegible]

Schedule B(Form 990, 990-EZ,
or 990-PF)Department of the Treasury
Internal Revenue Service**Schedule of Contributors**

- Attach to Form 990, Form 990-EZ, or Form 990-PF.
► Go to www.irs.gov/Form990 for the latest information.

OMB No. 1545-0047

2019

Name of the organization

CELE H. & WILLIAM B. RUBIN FAMILY FUND, INC

Employer identification number

11-6026235

Organization type (check one):


Filers of:

Section:

Form 990 or 990-EZ

☐ 501(c)() (enter number) organization☐ 4947(a)(1) nonexempt charitable trust not treated as a private foundation

Form 990-PF

☐ 527 political organization☒ 501(c)(3) exempt private foundation☐ 4947(a)(1) nonexempt charitable trust treated as a private foundation☐ 501(c)(3) taxable private foundationCheck if your organization is covered by the **General Rule** or a **Special Rule**.**Note:** Only a section 501(c)(7), (8), or (10) organization can check boxes for both the General Rule and a Special Rule. See instructions.**General Rule**

- ☒ For an organization filing Form 990, 990-EZ, or 990-PF that received, during the year, contributions totaling \$5,000 or more (in money or property) from any one contributor. Complete Parts I and II. See instructions for determining a contributor's total contributions.

Special Rules

- ☐ For an organization described in section 501(c)(3) filing Form 990 or 990-EZ that met the 33-1/3% support test of the regulations under sections 509(a)(1) and 170(b)(1)(A)(vi), that checked Schedule A (Form 990 or 990-EZ), Part II, line 13, 16a, or 16b, and that received from any one contributor, during the year, total contributions of the greater of (1) \$5,000; or (2) 2% of the amount on (i) Form 990, Part VIII, line 1h; or (ii) Form 990-EZ, line 1. Complete Parts I and II.
- ☐ For an organization described in section 501(c)(7), (8), or (10) filing Form 990 or 990-EZ that received from any one contributor, during the year, total contributions of more than \$1,000 *exclusively* for religious, charitable, scientific, literary, or educational purposes, or for the prevention of cruelty to children or animals. Complete Parts I, II, and III.
- ☐ For an organization described in section 501(c)(7), (8), or (10) filing Form 990 or 990-EZ that received from any one contributor, during the year, contributions *exclusively* for religious, charitable, etc., purposes, but no such contributions totaled more than \$1,000. If this box is checked, enter here the total contributions that were received during the year for an *exclusively* religious, charitable, etc., purpose. Don't complete any of the parts unless the **General Rule** applies to this organization because it received *nonexclusively* religious, charitable, etc., contributions totaling \$5,000 or more during the year. ► \$ _____

Caution: An organization that isn't covered by the General Rule and/or the Special Rules doesn't file Schedule B (Form 990, 990-EZ, or 990-PF), but it must answer 'No' on Part IV, line 2, of its Form 990; or check the box on line H of its Form 990-EZ or on its Form 990-PF, Part I, line 2, to certify that it doesn't meet the filing requirements of Schedule B (Form 990, 990-EZ, or 990-PF).

Name of organization

Employer identification number

CELE H. & WILLIAM B. RUBIN FAMILY FUND, INC

11-6026235

Part I Contributors (see instructions). Use duplicate copies of Part I if additional space is needed.

(a) No.	(b) Name, address, and ZIP + 4	(c) Total contributions	(d) Type of contribution
1	TOOTSIE ROLL INDUSTRIES, INC. 7401 SOUTH CICERO AVENUE CHICAGO, IL 60629	\$ 475,000.	Person <input checked="" type="checkbox"/> Payroll <input type="checkbox"/> Noncash <input type="checkbox"/> (Complete Part II for noncash contributions.)
		\$	Person <input type="checkbox"/> Payroll <input type="checkbox"/> Noncash <input type="checkbox"/> (Complete Part II for noncash contributions.)
		\$	Person <input type="checkbox"/> Payroll <input type="checkbox"/> Noncash <input type="checkbox"/> (Complete Part II for noncash contributions.)
		\$	Person <input type="checkbox"/> Payroll <input type="checkbox"/> Noncash <input type="checkbox"/> (Complete Part II for noncash contributions.)
		\$	Person <input type="checkbox"/> Payroll <input type="checkbox"/> Noncash <input type="checkbox"/> (Complete Part II for noncash contributions.)
		\$	Person <input type="checkbox"/> Payroll <input type="checkbox"/> Noncash <input type="checkbox"/> (Complete Part II for noncash contributions.)
		\$	Person <input type="checkbox"/> Payroll <input type="checkbox"/> Noncash <input type="checkbox"/> (Complete Part II for noncash contributions.)
		\$	Person <input type="checkbox"/> Payroll <input type="checkbox"/> Noncash <input type="checkbox"/> (Complete Part II for noncash contributions.)

RECEIVED

OCT 02 2020

OGDEN, UT

Name of organization

Employer identification number

CELE H. & WILLIAM B. RUBIN FAMILY FUND, INC

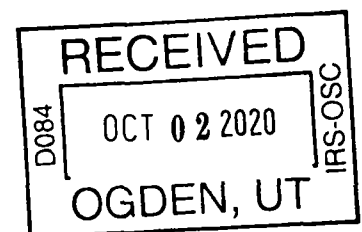
11-6026235

Part II **Noncash Property** (see instructions) Use duplicate copies of Part II if additional space is needed.

(a) No. from Part I	(b) Description of noncash property given	(c) FMV (or estimate) (See instructions.)	(d) Date received
	N/A		
		\$	
(a) No. from Part I	(b) Description of noncash property given	(c) FMV (or estimate) (See instructions.)	(d) Date received
		\$	
(a) No. from Part I	(b) Description of noncash property given	(c) FMV (or estimate) (See instructions.)	(d) Date received
		\$	
(a) No. from Part I	(b) Description of noncash property given	(c) FMV (or estimate) (See instructions.)	(d) Date received
		\$	
(a) No. from Part I	(b) Description of noncash property given	(c) FMV (or estimate) (See instructions.)	(d) Date received
		\$	
(a) No. from Part I	(b) Description of noncash property given	(c) FMV (or estimate) (See instructions.)	(d) Date received
		\$	
(a) No. from Part I	(b) Description of noncash property given	(c) FMV (or estimate) (See instructions.)	(d) Date received
		\$	

BAA

Schedule B (Form 990, 990-EZ, or 990-PF) (2019)



2019

Federal Statements

Page 1

CELE H.& WILLIAM B.RUBIN FAMILY FUND,INC

11-6026235

Statement 1
Form 990-PF, Part I, Line 11
Other Income

	(a) Revenue per Books	(b) Net Investment Income	(c) Adjusted Net Income
Other Investment Income			
Total	\$ 78,375.	\$ 0.	\$ 0.

Statement 2
Form 990-PF, Part I, Line 16a
Legal Fees

	(a) Expenses Per Books	(b) Net Investment Income	(c) Adjusted Net Income	(d) Charitable Purposes
LEGAL FEES AND CONSULTATION FEES PAID				
Total	\$ 15,033.	\$ 0.		\$ 0.

Statement 3
Form 990-PF, Part I, Line 16b
Accounting Fees

	(a) Expenses per Books	(b) Net Investment Income	(c) Adjusted Net Income	(d) Charitable Purposes
ACCOUNTING FEES	\$ 23,900.			
TAX RETURNS PREPARATION	5,975.			
Total	\$ 29,875.	\$ 0.		\$ 0.

Statement 4
Form 990-PF, Part I, Line 16c
Other Professional Fees

	(a) Expenses per Books	(b) Net Investment Income	(c) Adjusted Net Income	(d) Charitable Purposes
BIRCH HILL FEES INVESTMENT FEES	\$ 25,197.	\$ 25,197.		
FIDELITY INVESTMENT FEES	24,229.	24,229.		
FIRST MANHATTAN CO. INVESTMENT FEES	98,971.	98,971.		
GENEVA INVESTSMENT FEES	47,018.	47,018.		
MERRILL LYNCH FEES	37,203.	37,203.		
Total	\$ 232,618.	\$ 232,618.		\$ 0.

RECEIVED

OCT 02 2020

OGDEN, UT

1084

IRS-OSC

CELE H.& WILLIAM B.RUBIN FAMILY FUND,INC

11-6026235

Statement 5
Form 990-PF, Part I, Line 18
Taxes


	(a) Expenses per Books	(b) Net Investment Income	(c) Adjusted Net Income	(d) Charitable Purposes
FEDERAL EXCISE TAX	\$ 87,945.			
FOREIGN TAXES WITHHELD ON INVESTMENTS	7,947.	\$ 7,947.		
Total	\$ 95,892.	\$ 7,947.		\$ 0.

Statement 6
Form 990-PF, Part I, Line 23
Other Expenses

	(a) Expenses per Books	(b) Net Investment Income	(c) Adjusted Net Income	(d) Charitable Purposes
ANNUAL PUBLIC NOTICE	\$ 160.			
FILING FEES COMMONWEALTH OF MASS	500.			
NYS DEPARTMENT OF LAW FILING FEES	1,500.			
ROUNDING	-2.			
Total	\$ 2,158.	\$ 0.		\$ 0.

Statement 7
Form 990-PF, Part IV, Line 1
Capital Gains and Losses for Tax on Investment Income

Item	(a) Description	(b) How Acquired	(c) Date Acquired	(d) Date Sold
1	26500 JEFFRIES FINL CORP	Purchased	9/08/2003	3/06/2019
2	14000 BROOKFIELD ASSET MGMT, INC (VTG)	Purchased	6/05/2002	11/15/2019
3	1500 BROOKFIELD ASSET MGMT, INC (VTG)	Purchased	6/05/2002	11/20/2019
4	1000 BROOKFIELD ASSET MGMT, INC (VTG)	Purchased	6/05/2002	11/22/2019
5	900 BROOKFIELD ASSET MGMT, INC (VTG)	Purchased	6/05/2002	12/18/2019
6	750 BROOKFIELD ASSET MGMT, INC (VTG)	Purchased	6/05/2002	12/19/2019
7	750 BROOKFIELD ASSET MGMT, INC (VTG)	Purchased	6/05/2002	12/20/2019
8	1074.346 FIDELITY SELECT NATURAL RESOURCES PORTFOLIO	Purchased	6/22/2018	1/10/2019
9	993.865 FIDELITY SELECT NATURAL RESOURCES PORTFOLIO	Purchased	6/22/2018	1/17/2019
10	950.806 FIDELITY SELECT NATURAL RESOURCES PORTFOLIO	Purchased	6/22/2018	1/24/2019
11	1222.944 STRATEGIC ADVISERS FID US TOTAL	Purchased	6/22/2018	1/31/2019
12	2117.117 FIDELITY SAI INTL INDEX	Purchased	6/22/2018	1/31/2019
13	439.978 FIDELITY SELECT NATURAL RESOURCES PORTFOLIO	Purchased	6/22/2018	1/31/2019
14	37.871 FIDELITY SELECT NATURAL RESOURCES PORTFOLIO	Purchased	12/14/2018	1/31/2019
15	471.321 FIDELITY SELECT NATURAL RESOURCES PORTFOLIO	Purchased	12/28/2018	1/31/2019
16	631.079 STRATEGIC ADVISERS FIDELITY INTERNATIONAL FUND	Purchased	6/22/2018	2/11/2019
17	2325.581 STRATEGIC ADVISERS FID US TOTAL	Purchased	6/22/2018	3/06/2019




CELE H. & WILLIAM B. RUBIN FAMILY FUND, INC

11-6026235

Statement 7 (continued)
Form 990-PF, Part IV, Line 1
Capital Gains and Losses for Tax on Investment Income

Item	(a) Description	(b) How Acquired	(c) Date Acquired	(d) Date Sold
18	636.372 STRATEGIC ADVISERS FIDELITY INTERNATIONAL FUND	Purchased	6/22/2018	5/13/2019
19	2243.861 FIDELITY SAI INTL INDEX	Purchased	6/22/2018	6/26/2019
20	1487.28 FIDELITY SAI INFLATION-FOCUSED FUND	Purchased	1/10/2019	8/15/2019
21	1210.348 FIDELITY SAI INFLATION-FOCUSED FUND	Purchased	1/17/2019	8/15/2019
22	2139.253 STRATEGIC ADVISERS FID US TOTAL	Purchased	6/22/2018	8/15/2019
23	608.819 STRATEGIC ADVISERS FID US TOTAL	Purchased	6/22/2018	8/26/2019
24	740.375 STRATEGIC ADVISERS FIDELITY INTERNATIONAL FUND	Purchased	6/22/2018	9/25/2019
25	1003.017 FIDELITY SAI EMERGING MARKETS INDEX FUND	Purchased	6/22/2018	9/25/2019
26	555.185 STRATEGIC ADVISERS FID US TOTAL	Purchased	6/22/2018	11/18/2019
27	See Accountants' Compilation report	Purchased		
28	Cele H. & William B. Rubin Family Fund, Inc.	Purchased		
29	Schedule of Gains/(Loss) on the Sale of Securities	Purchased		
30	The Period Ended December 31, 2019	Purchased		
31	Shares Security	Purchased		
32	398.19 STRATEGIC ADVISERS FID US TOTAL	Purchased	6/22/2018	12/09/2019
33	1047.382 FIDELITY SAI INTL INDEX	Purchased	6/22/2018	12/09/2019
34	65000 ELEMENT SOLUTIONS	Purchased	12/18/2017	2/06/2019
35	10000 HORIZON GLOBAL	Purchased	7/07/2015	3/04/2019
36	1500 ASBURY AUTOMOTIVE GROUP, INC.	Purchased	12/21/2017	5/08/2019
37	34 SPECTRUM BRANDS HOLDINGS INC	Purchased	7/01/2015	5/10/2019
38	8028 SPECTRUM BRANDS HOLDINGS INC	Purchased	7/01/2015	5/24/2019
39	5000 ASBURY AUTOMOTIVE GROUP, INC.	Purchased	12/21/2017	6/27/2019
40	3500 ASBURY AUTOMOTIVE GROUP, INC.	Purchased	1/04/2018	6/27/2019
41	2500 HORIZON GLOBAL	Purchased	7/07/2015	7/26/2019
42	5000 HORIZON GLOBAL	Purchased	7/07/2015	7/29/2019
43	2500 HORIZON GLOBAL	Purchased	7/07/2015	7/30/2019
44	3500 HORIZON GLOBAL	Purchased	7/07/2015	8/02/2019
45	4000 STANDEX INTL CORP	Purchased	2/27/2019	8/12/2019
46	1100 CBIZ INC.	Purchased	2/22/2012	9/24/2019
47	4000 HORIZON GLOBAL	Purchased	7/07/2015	9/27/2019
48	5000 CAPITAL SR LIVING CORP	Purchased	8/18/2016	10/08/2019
49	1614000 UNITED STATES 0.00% 10/11/18	Purchased	7/12/2019	10/10/2019
50	7500 NEWELL BRANDS INC	Purchased	3/22/2013	10/24/2019
51	5000 CAPITAL SR LIVING CORP	Purchased	8/18/2016	10/28/2019
52	1076.5 NEWELL BRANDS INC	Purchased	3/22/2013	11/08/2019
53	3403.5 NEWELL BRANDS INC	Purchased	12/01/2014	11/08/2019
54	5000 CBIZ INC.	Purchased	4/13/2012	11/08/2019
55	5000 CBIZ INC.	Purchased	4/17/2012	11/08/2019
56	7500 CBIZ INC.	Purchased	4/17/2012	11/08/2019
57	See Accountants' Compilation report	Purchased		
58	Cele H. & William B. Rubin Family Fund, Inc.	Purchased		
59	Schedule of Gains/(Loss) on the Sale of Securities	Purchased		
60	The Period Ended December 31, 2019	Purchased		
61	Shares Security	Purchased		
62	6500 AMERICAN INTL. GRP	Purchased	8/01/2012	11/15/2019
63	2000 AMERICAN INTL. GRP	Purchased	9/12/2012	11/15/2019
64	4000 CBIZ INC.	Purchased	4/17/2012	11/15/2019




CELE H.& WILLIAM B.RUBIN FAMILY FUND, INC

11-6026235

Statement 7 (continued)
Form 990-PF, Part IV, Line 1
Capital Gains and Losses for Tax on Investment Income

Item	(a) Description	(b) How Acquired	(c) Date Acquired	(d) Date Sold
65	4825 CAPITAL SR LIVING CORP	Purchased	8/18/2016	11/15/2019
66	2675 CAPITAL SR LIVING CORP	Purchased	8/29/2016	11/15/2019
67	7500 CITIGROUP, INC.	Purchased	1/24/2014	11/15/2019
68	5000 ONEX CORP-SUB VTG	Purchased	5/09/2003	11/15/2019
69	2500 ONEX CORP-SUB VTG	Purchased	12/30/2003	11/15/2019
70	7500 PACIFIC MERCANTILE BANCORP	Purchased	12/09/2003	11/15/2019
71	5000 SAFEGUARD SCIENTIFICS COM NEW	Purchased	11/02/2009	11/15/2019
72	5000 TRIMAS CORP.	Purchased	3/19/2008	11/15/2019
73	10000 CAPITAL SR LIVING CORP	Purchased	8/29/2016	11/18/2019
74	2500 PACIFIC MERCANTILE BANCORP	Purchased	12/09/2003	11/18/2019
75	1200 PACIFIC MERCANTILE BANCORP	Purchased	3/07/2007	11/18/2019
76	3800 PACIFIC MERCANTILE BANCORP	Purchased	5/12/2008	11/18/2019
77	1000 HORIZON GLOBAL	Purchased	7/07/2015	11/18/2019
78	5500 HORIZON GLOBAL	Purchased	2/01/2017	11/18/2019
79	7500 TRIMAS CORP.	Purchased	3/19/2008	11/18/2019
80	5000 SAFEGUARD SCIENTIFICS COM NEW	Purchased	11/02/2009	11/18/2019
81	5000 PRESTIGE BRANDS HOLDINGS INC	Purchased	6/26/2006	11/18/2019
82	5000 PRESTIGE BRANDS HOLDINGS INC	Purchased	2/02/2011	11/18/2019
83	7000 LENNAR CORP CL A	Purchased	7/26/2018	11/18/2019
84	7500 CBIZ INC.	Purchased	4/17/2012	11/19/2019
85	10000 CAPITAL SR LIVING CORP	Purchased	8/29/2016	11/19/2019
86	5000 PACIFIC MERCANTILE BANCORP	Purchased	5/12/2008	11/19/2019
87	5000 SAFEGUARD SCIENTIFICS COM NEW	Purchased	11/04/2009	11/19/2019
88	6150 TRIMAS CORP.	Purchased	3/19/2008	11/19/2019
89	3850 TRIMAS CORP.	Purchased	7/11/2008	11/19/2019
90	7500 NEWELL BRANDS INC	Purchased	12/01/2014	11/19/2019
91	5000 GMAC CAP TRI GTD PFD	Purchased	5/24/2019	11/19/2019
92	4800 GATES INDUSTRIAL CORPORATION PLC	Purchased	7/12/2018	11/19/2019
93	5200 GATES INDUSTRIAL CORPORATION PLC	Purchased	7/13/2018	11/19/2019
94	1920 BROOKFIELD PROPERTY REIT INC	Purchased	8/30/2018	11/19/2019
95	1000 AMERICAN INTL. GRP	Purchased	9/12/2012	11/20/2019
96	1000 CBIZ INC.	Purchased	4/17/2012	11/20/2019
97	1500 CBIZ INC.	Purchased	4/23/2012	11/20/2019
98	10000 CAPITAL SR LIVING CORP	Purchased	8/29/2016	11/20/2019
99	5000 CAPITAL SR LIVING CORP	Purchased	11/07/2016	11/20/2019
100	5000 PACIFIC MERCANTILE BANCORP	Purchased	5/12/2008	11/20/2019
101	7500 SAFEGUARD SCIENTIFICS COM NEW	Purchased	11/04/2009	11/20/2019
102	7500 KKR & CO INC	Purchased	3/04/2019	11/20/2019
103	10000 TRIMAS CORP.	Purchased	7/11/2008	11/20/2019
104	5000 GRAFTECH INTERNATIONAL LTD	Purchased	10/05/2018	11/21/2019
105	10000 CAPITAL SR LIVING CORP	Purchased	11/07/2016	11/22/2019
106	750 CITIGROUP, INC.	Purchased	4/22/2014	11/22/2019
107	5000 PACIFIC MERCANTILE BANCORP	Purchased	5/12/2008	11/22/2019
108	7500 SAFEGUARD SCIENTIFICS COM NEW	Purchased	11/04/2009	11/22/2019
109	10000 HORIZON GLOBAL	Purchased	2/01/2017	11/22/2019
110	1500 KKR & CO INC	Purchased	3/04/2019	11/22/2019
111	10000 GMAC CAP TRI GTD PFD	Purchased	5/24/2019	11/22/2019
112	500 AMERICAN INTL. GRP	Purchased	9/12/2012	11/25/2019
113	10000 CAPITAL SR LIVING CORP	Purchased	11/07/2016	11/25/2019
114	500 CITIGROUP, INC.	Purchased	4/22/2014	11/25/2019
115	5000 PACIFIC MERCANTILE BANCORP	Purchased	5/12/2008	11/25/2019
116	5000 SAFEGUARD SCIENTIFICS COM NEW	Purchased	11/04/2009	11/25/2019
117	3500 HORIZON GLOBAL	Purchased	2/01/2017	11/25/2019
118	5000 HORIZON GLOBAL	Purchased	4/05/2017	11/25/2019
119	1300000 UNTIED STATES 0.00% 02/06/2020	Purchased	11/12/2019	11/25/2019
120	5000 PACIFIC MERCANTILE BANCORP	Purchased	12/29/2009	11/26/2019



CELE H.& WILLIAM B.RUBIN FAMILY FUND,INC

11-6026235

Statement 7 (continued)
Form 990-PF, Part IV, Line 1
Capital Gains and Losses for Tax on Investment Income

Item	(a) Description	(b) How Acquired	(c) Date Acquired	(d) Date Sold
121	1500 AMERICAN INTL. GRP	Purchased	9/12/2012	12/18/2019
122	5000 AMERICAN INTL. GRP	Purchased	11/09/2012	12/18/2019
123	750 CITIGROUP, INC.	Purchased	4/22/2014	12/18/2019
124	5000 GMAC CAP TRI GTD PFD	Purchased	5/24/2019	12/18/2019
125	1500 KKR &CO INC	Purchased	3/04/2019	12/18/2019
126	2500 ONEX CORP-SUB VTG	Purchased	12/30/2003	12/18/2019
127	5000 PACIFIC MERCANTILE BANCORP	Purchased	12/29/2009	12/18/2019
128	5000 SAFEGUARD SCIENTIFICS COM NEW	Purchased	11/04/2009	12/18/2019
129	5000 SAFEGUARD SCIENTIFICS COM NEW	Purchased	11/13/2009	12/18/2019
130	1150 TRIMAS CORP.	Purchased	7/11/2008	12/18/2019
131	1850 TRIMAS CORP.	Purchased	1/05/2009	12/18/2019
132	1500 VERITEX HLDNG INC	Purchased	2/05/2019	12/18/2019
133	500 CITIGROUP, INC.	Purchased	4/22/2014	12/19/2019
134	5000 SAFEGUARD SCIENTIFICS COM NEW	Purchased	11/13/2009	12/19/2019
135	5000 GATES INDUSTRIAL CORPORATION PLC	Purchased	7/13/2018	12/19/2019
136	5000 ORION ENGINEERED CARBONS SA	Purchased	5/24/2018	12/19/2019
137	1500 KKR &CO INC	Purchased	3/04/2019	12/19/2019
138	1500 VERITEX HLDNG INC	Purchased	2/05/2019	12/19/2019
139	1500 PRESTIGE BRANDS HOLDINGS INC	Purchased	2/02/2011	12/19/2019
140	500 CITIGROUP, INC.	Purchased	8/19/2016	12/20/2019
141	500 ONEX CORP-SUB VTG	Purchased	6/16/2006	12/20/2019
142	5000 PACIFIC MERCANTILE BANCORP	Purchased	12/31/2009	12/20/2019
143	1500 VERITEX HLDNG INC	Purchased	2/05/2019	12/20/2019
144	1500 KKR &CO INC	Purchased	3/04/2019	12/20/2019
145	1500 CBIZ INC.	Purchased	4/23/2012	12/20/2019
146	750 PRESTIGE BRANDS HOLDINGS INC	Purchased	2/02/2011	12/20/2019
147	5000 PACIFIC MERCANTILE BANCORP	Purchased	12/31/2009	12/23/2019
148	10000 CAPITAL SR LIVING CORP	Purchased	3/06/2017	12/23/2019
149	5000 CARROLS RESTAURANT GRP INC	Purchased	5/26/2010	12/23/2019
150	977000 UNTIED STATES 0.00% 02/06/20	Purchased	11/12/2019	12/24/2019
151	22 ALIGN TECHNOLOGY	Purchased	5/04/2016	1/07/2019
152	165 ALIGN TECHNOLOGY	Purchased	5/12/2016	1/07/2019
153	205 GUIDEWIRE SOFTWARE INC	Purchased	7/05/2016	1/07/2019
154	265 GUIDEWIRE SOFTWARE INC	Purchased	8/22/2017	1/07/2019
155	570 FIVE BELOW INC	Purchased	5/18/2018	1/15/2019
156	43 AMAZON.COM-7700	Purchased	7/27/2015	2/20/2019
157	320 ANTHEM INC	Purchased	12/14/2017	3/04/2019
158	355 CENTENE CORP (7700)	Purchased	5/07/2018	3/04/2019
159	150 GUIDEWIRE SOFTWARE INC	Purchased	8/22/2017	3/06/2019
160	180 GUIDEWIRE SOFTWARE INC	Purchased	3/08/2018	3/06/2019
161	375 CENTENE CORP (7700)	Purchased	5/07/2018	3/06/2019
162	560 CENTENE CORP (7700)	Purchased	6/27/2018	3/06/2019
163	460 CENTENE CORP (7700)	Purchased	8/08/2018	3/06/2019
164	425 BURLINGTON STORES	Purchased	3/21/2018	3/11/2019
165	370 BURLINGTON STORES	Purchased	6/22/2018	3/11/2019
166	165 BRIGHT HORIZON FAM	Purchased	5/02/2016	3/22/2019
167	190 ECOLAB INC. (7700)	Purchased	10/24/2018	3/22/2019
168	410 INTERCONTINENTAL EXCHANGE INC	Purchased	11/30/2018	3/28/2019
169	151 ILLUMINA INC.	Purchased	3/04/2019	3/29/2019
170	20 ANTHEM INC	Purchased	12/14/2017	4/15/2019
171	105 ANTHEM INC	Purchased	12/15/2017	4/15/2019
172	155 ANTHEM INC	Purchased	4/04/2018	4/15/2019
173	235 BECTON DICKINSON-7700	Purchased	11/20/2018	4/22/2019
174	430 PAYPAL	Purchased	6/25/2018	4/23/2019
175	290 WORKDAY INC	Purchased	3/04/2019	4/23/2019
176	385 WORKDAY INC	Purchased	3/14/2019	4/23/2019

RECEIVED

OCT 02 2020

OGDEN, UT

D084

IPSOSC

CELE H.& WILLIAM B.RUBIN FAMILY FUND,INC

11-6026235

Statement 7 (continued)
Form 990-PF, Part IV, Line 1
Capital Gains and Losses for Tax on Investment Income

Item	(a) Description	(b) How Acquired	(c) Date Acquired	(d) Date Sold
177	1010 SS&C TECHNOLOGS HLDG	Purchased	5/26/2017	5/03/2019
178	134 ABIOMED INC	Purchased	2/01/2018	5/06/2019
179	250 SALESFORCE CORP 5962	Purchased	5/26/2016	5/29/2019
180	245 PIONEER NATURAL RESOURCES CO	Purchased	4/23/2019	6/04/2019
181	220 SALESFORCE CORP 5962	Purchased	5/26/2016	6/05/2019
182	850 SS&C TECHNOLOGS HLDG	Purchased	5/26/2017	6/06/2019
183	825 CHARLES SCHWAB	Purchased	1/09/2017	6/18/2019
184	140 CHARLES SCHWAB	Purchased	4/28/2017	6/18/2019
185	445 CHARLES SCHWAB	Purchased	4/28/2017	7/11/2019
186	710 CHARLES SCHWAB	Purchased	7/13/2017	7/11/2019
187	560 CHARLES SCHWAB	Purchased	5/18/2018	7/11/2019
188	32 SALESFORCE CORP 5962	Purchased	5/26/2016	7/31/2019
189	305 SALESFORCE CORP 5962	Purchased	3/19/2018	7/31/2019
190	250 SALESFORCE CORP 5962	Purchased	1/11/2019	7/31/2019
191	430 WORLDPAY INC	Purchased	4/12/2019	8/01/2019
192	695 WORLDPAY INC	Purchased	5/06/2019	8/01/2019
193	205 SS&C TECHNOLOGS HLDG	Purchased	5/26/2017	8/05/2019
194	860 SS&C TECHNOLOGS HLDG	Purchased	7/06/2017	8/05/2019
195	645 SS&C TECHNOLOGS HLDG	Purchased	2/21/2019	8/05/2019
196	61 ABIOMED INC	Purchased	2/01/2018	8/05/2019
197	39 ABIOMED INC	Purchased	3/14/2019	8/05/2019
198	560 GUIDEWIRE SOFTWARE INC	Purchased	3/08/2018	8/08/2019
199	445 GARTNER INC	Purchased	5/11/2016	8/15/2019
200	480 PIONEER NATURAL RESOURCES CO	Purchased	4/23/2019	8/16/2019
201	72 MARKETAXESS HLDINGS 7700	Purchased	10/05/2015	9/03/2019
202	98 INTUITIVE SURGICAL INC	Purchased	5/05/2016	9/03/2019
203	205 LULULEMON	Purchased	1/25/2019	9/05/2019
204	370 EXACT SCIENCES CORP	Purchased	3/23/2018	9/11/2019
205	168 IDEXX LABORATORIES INC (7700)	Purchased	7/27/2015	9/11/2019
206	350 BRIGHT HORIZON FAM	Purchased	5/02/2016	9/12/2019
207	53 MARKETAXESS HLDINGS 7700	Purchased	10/05/2015	9/12/2019
208	85 MARKETAXESS HLDINGS 7700	Purchased	9/09/2015	9/12/2019
209	90 MARKETAXESS HLDINGS 7700	Purchased	10/06/2015	9/12/2019
210	495 EXACT SCIENCES CORP	Purchased	3/23/2018	9/16/2019
211	65 EXACT SCIENCES CORP	Purchased	4/16/2018	9/16/2019
212	165 ADOBE SYSTEM INC	Purchased	12/17/2015	9/27/2019
213	500 EXACT SCIENCES CORP	Purchased	4/16/2018	9/27/2019
214	240 EXACT SCIENCES CORP	Purchased	3/14/2019	9/27/2019
215	185 SBA COMMUNICATIONS CORP-7700	Purchased	1/09/2019	10/01/2019
216	345 ZENDESK INC	Purchased	1/09/2019	10/04/2019
217	335 ZENDESK INC	Purchased	1/10/2019	10/04/2019
218	125 ZENDESK INC	Purchased	1/29/2019	10/04/2019
219	390 ZENDESK INC	Purchased	1/29/2019	10/18/2019
220	345 ZENDESK INC	Purchased	3/14/2019	10/18/2019
221	215 SERVICENOW INC-7700	Purchased	3/20/2019	10/22/2019
222	90 PAYPAL	Purchased	6/25/2018	10/31/2019
223	815 PAYPAL	Purchased	12/05/2018	10/31/2019
224	340 PAYPAL	Purchased	12/14/2018	10/31/2019
225	555 STARBUCKS CORP 5962	Purchased	9/05/2019	11/20/2019
226	885 ALCON INC.	Purchased	9/05/2019	12/18/2019
227	70 SBA COMMUNICATIONS CORP-7700	Purchased	1/09/2019	12/19/2019
228	260 SBA COMMUNICATIONS CORP-7700	Purchased	1/23/2019	12/19/2019
229	87 SBA COMMUNICATIONS CORP-7700	Purchased	8/05/2019	12/19/2019
230	149 AMERICA TOWER CORP	Purchased	7/05/2018	1/10/2019
231	248 APPLE INC (3222)	Purchased	7/05/2018	1/10/2019
232	126 COSTCO WHOLESALE CORP (3222)	Purchased	7/05/2018	1/10/2019

CELE H.& WILLIAM B.RUBIN FAMILY FUND,INC

11-6026235

Statement 7 (continued)
Form 990-PF, Part IV, Line 1
Capital Gains and Losses for Tax on Investment Income

Item	(a) Description	(b) How Acquired	(c) Date Acquired	(d) Date Sold
233	267 HOME DEPOT	Purchased	7/05/2018	1/10/2019
234	276 MICROSOFT CORP {3222}	Purchased	7/05/2018	1/10/2019
235	74 ANTHEM INC(3222)	Purchased	7/05/2018	1/10/2019
236	106 THERMO FISHER SCIENTIFIC (3222)	Purchased	7/05/2018	1/10/2019
237	200 WAL-MART STORES	Purchased	7/05/2018	1/10/2019
238	35 HUMANA INC.1	Purchased	7/05/2018	1/10/2019
239	1324 DOW DUPONT	Purchased	7/05/2018	2/06/2019
240	792 SYSCO CORPORATION (3222)	Purchased	7/05/2018	2/06/2019
241	510 WAL-MART STORES	Purchased	7/05/2018	2/06/2019
242	192 AMERICA TOWER CORP	Purchased	7/05/2018	2/06/2019
243	263 HILTON HOTELS, INC.	Purchased	7/05/2018	3/01/2019
244	150 MICROCHIP TECHNOLOGY ,INC.{3222}	Purchased	7/05/2018	3/01/2019
245	66 ANTHEM INC(3222)	Purchased	7/05/2018	3/01/2019
246	215 SUNTRUST BKS INC	Purchased	7/05/2018	3/01/2019
247	165 UNION PACIFIC CORP(3222)	Purchased	7/05/2018	3/01/2019
248	41 HILTON HOTELS, INC.	Purchased	7/05/2018	3/04/2019
249	139 HUMANA INC.1	Purchased	7/05/2018	3/28/2019
250	286 MEDTRONIC INC. (3222)	Purchased	7/05/2018	3/28/2019
251	176 ANTHEM INC(3222)	Purchased	7/05/2018	3/28/2019
252	487 MEDTRONIC INC. (3222)	Purchased	7/05/2018	3/29/2019
253	157 MEDTRONIC INC. (3222)	Purchased	7/05/2018	4/02/2019
254	458 MEDTRONIC INC. (3222)	Purchased	7/05/2018	4/04/2019
255	52 HUMANA INC.1	Purchased	7/05/2018	4/16/2019
256	180 ANTHEM INC(3222)	Purchased	7/05/2018	4/16/2019
257	170 HUMANA INC.1	Purchased	7/05/2018	4/17/2019
258	1123 DOW DUPONT	Purchased	7/05/2018	4/25/2019
259	374.341 DOW DUPONT	Purchased	7/05/2018	4/25/2019
260	226 HUMANA INC.1	Purchased	7/05/2018	6/05/2019
261	30 HUMANA INC.1	Purchased	7/05/2018	6/05/2019
262	845 INTEL CORP (3222)	Purchased	3/28/2019	6/05/2019
263	347 INTEL CORP (3222)	Purchased	3/29/2019	6/05/2019
264	168 VISA INC CL A	Purchased	7/05/2018	6/05/2019
265	1179 INTEL CORP (3222)	Purchased	3/29/2019	6/06/2019
266	206 PROLOGIS INC	Purchased	7/05/2018	7/16/2019
267	295 AUTOMATIC DATA PROCESS (3222)	Purchased	7/05/2018	7/16/2019
268	471 CITIGROUP, INC.(3222)	Purchased	7/05/2018	7/16/2019
269	243 HILTON HOTELS, INC.	Purchased	7/05/2018	7/16/2019
270	133 JP MORGAN CHASE & CO (3222)	Purchased	7/05/2018	7/16/2019
271	58 LOCKHEED MARTIN CORP	Purchased	7/05/2018	7/16/2019
272	189 VISA INC CL A	Purchased	7/05/2018	7/16/2019
273	63 AUTOMATIC DATA PROCESS (3222)	Purchased	7/05/2018	7/17/2019
274	144 HILTON HOTELS, INC.	Purchased	7/05/2018	7/17/2019
275	153 AUTOMATIC DATA PROCESS (3222)	Purchased	7/05/2018	7/18/2019
276	629 HILTON HOTELS, INC.	Purchased	7/05/2018	7/18/2019
277	104 HILTON HOTELS, INC.	Purchased	7/05/2018	7/19/2019
278	28 HILTON HOTELS, INC.	Purchased	7/05/2018	7/22/2019
279	69 HILTON HOTELS, INC.	Purchased	11/02/2018	7/22/2019
280	151 HILTON HOTELS, INC.	Purchased	11/02/2018	7/23/2019
281	161 HILTON HOTELS, INC.	Purchased	11/02/2018	7/24/2019
282	21 HILTON HOTELS, INC.	Purchased	11/05/2018	7/24/2019
283	209 HILTON HOTELS, INC.	Purchased	11/05/2018	7/25/2019
284	113 HILTON HOTELS, INC.	Purchased	11/06/2018	7/25/2019
285	85 AMERICA TOWER CORP	Purchased	7/05/2018	8/08/2019
286	68 COSTCO WHOLESALE CORP (3222)	Purchased	7/05/2018	8/08/2019
287	179 DANAHER CORP DEL	Purchased	7/05/2018	8/08/2019
288	426 MICROSOFT CORP {3222}	Purchased	7/05/2018	8/08/2019

CELE H.& WILLIAM B.RUBIN FAMILY FUND,INC

11-6026235

Statement 7 (continued)
Form 990-PF, Part IV, Line 1
Capital Gains and Losses for Tax on Investment Income

Item	(a) Description	(b) How Acquired	(c) Date Acquired	(d) Date Sold
289	32 SHERWIN WILLIAMS CO(3222)	Purchased	7/05/2018	8/08/2019
290	25 BLACKROCK INC	Purchased	7/05/2018	8/23/2019
291	761 CITIGROUP, INC.(3222)	Purchased	7/05/2018	8/23/2019
292	65 CHUBB CORP.(3222)	Purchased	7/05/2018	8/23/2019
293	42 SHERWIN WILLIAMS CO(3222)	Purchased	7/05/2018	8/23/2019
294	177 CHUBB CORP.(3222)	Purchased	7/05/2018	8/26/2019
295	24 SHERWIN WILLIAMS CO(3222)	Purchased	7/05/2018	8/26/2019
296	17 BLACKROCK INC	Purchased	7/05/2018	8/26/2019
297	32 SHERWIN WILLIAMS CO(3222)	Purchased	7/05/2018	8/27/2019
298	25 SHERWIN WILLIAMS CO(3222)	Purchased	7/05/2018	8/28/2019
299	24 SHERWIN WILLIAMS CO(3222)	Purchased	7/05/2018	8/29/2019
300	135 AUTOMATIC DATA PROCESS (3222)	Purchased	7/05/2018	9/16/2019
301	112 AUTOMATIC DATA PROCESS (3222)	Purchased	7/05/2018	9/17/2019
302	89 AUTOMATIC DATA PROCESS (3222)	Purchased	7/05/2018	9/18/2019
303	170 AUTOMATIC DATA PROCESS (3222)	Purchased	7/05/2018	9/19/2019
304	100 AUTOMATIC DATA PROCESS (3222)	Purchased	7/05/2018	9/20/2019
305	145 AUTOMATIC DATA PROCESS (3222)	Purchased	7/05/2018	9/23/2019
306	93 AUTOMATIC DATA PROCESS (3222)	Purchased	7/05/2018	9/26/2019
307	367 BAXTER,INTL. INC.	Purchased	3/26/2019	10/29/2019
308	282 BAXTER,INTL. INC.	Purchased	3/28/2019	10/29/2019
309	173 BAXTER,INTL. INC.	Purchased	4/01/2019	10/29/2019
310	120 BAXTER,INTL. INC.	Purchased	4/01/2019	10/30/2019
311	121 BAXTER,INTL. INC.	Purchased	4/02/2019	10/30/2019
312	106 BAXTER,INTL. INC.	Purchased	4/02/2019	10/31/2019
313	194 BAXTER,INTL. INC.	Purchased	4/03/2019	10/31/2019
314	200 BAXTER,INTL. INC.	Purchased	4/03/2019	11/01/2019
315	48 BAXTER,INTL. INC.	Purchased	6/05/2019	11/01/2019
316	254 BAXTER,INTL. INC.	Purchased	6/05/2019	11/04/2019
317	95 BAXTER,INTL. INC.	Purchased	6/06/2019	11/04/2019
318	126 BAXTER,INTL. INC.	Purchased	6/06/2019	11/05/2019
319	69 BAXTER,INTL. INC.	Purchased	6/07/2019	11/05/2019
320	416 PROLOGIS INC	Purchased	7/05/2018	11/07/2019
321	106 AMERICA TOWER CORP	Purchased	7/05/2018	11/07/2019
322	210 CHUBB CORP.(3222)	Purchased	7/05/2018	11/07/2019
323	36 HOME DEPOT	Purchased	7/05/2018	11/07/2019
324	114 LOCKHEED MARTIN CORP	Purchased	7/05/2018	11/07/2019
325	13 SHERWIN WILLIAMS CO(3222)	Purchased	7/05/2018	11/07/2019
326	181 SUNTRUST BKS INC	Purchased	7/05/2018	11/07/2019
327	72 PROLOGIS INC	Purchased	7/05/2018	11/08/2019
328	30 SUNTRUST BKS INC	Purchased	7/05/2018	11/08/2019
329	142 CHUBB CORP.(3222)	Purchased	7/05/2018	11/08/2019
330	64 LOCKHEED MARTIN CORP	Purchased	7/05/2018	11/08/2019
331	1723 SUNTRUST BKS INC	Purchased	7/05/2018	12/09/2019
332	466 SUNTRUST BKS INC	Purchased	1/10/2019	12/09/2019
333	75 SUNTRUST BKS INC	Purchased	8/08/2019	12/09/2019
334	303 SUNTRUST BKS INC	Purchased	8/09/2019	12/09/2019
335	51 AMAZON(3222)	Purchased	7/05/2018	12/10/2019
336	21 AMAZON(3222)	Purchased	7/16/2018	12/10/2019
337	204 CONSTELLATION BRANDS INC	Purchased	4/25/2019	12/10/2019
338	29 CONSTELLATION BRANDS INC	Purchased	4/25/2019	12/10/2019
339	89 CONSTELLATION BRANDS INC	Purchased	4/26/2019	12/10/2019
340	204 CONSTELLATION BRANDS INC	Purchased	6/05/2019	12/10/2019
341	612 CISCO SYSTEMS,INC.	Purchased	8/23/2019	12/10/2019
342	707 CISCO SYSTEMS,INC.	Purchased	8/26/2019	12/10/2019
343	494 CISCO SYSTEMS,INC.	Purchased	8/27/2019	12/10/2019
344	314 CISCO SYSTEMS,INC.	Purchased	8/28/2019	12/10/2019

CELE H.& WILLIAM B.RUBIN FAMILY FUND,INC

11-6026235

Statement 7 (continued)
Form 990-PF, Part IV, Line 1
Capital Gains and Losses for Tax on Investment Income

Item	(a) Description	(b) How Acquired	(c) Date Acquired	(d) Date Sold
345	735 CISCO SYSTEMS, INC.	Purchased	8/29/2019	12/10/2019
346	1421 CISCO SYSTEMS, INC.	Purchased	9/26/2019	12/10/2019
347	252 ANTHEM INC(3222)	Purchased	7/05/2018	12/10/2019
348	9 ANTHEM INC(3222)	Purchased	7/11/2019	12/10/2019
349	2830 TOTAL S.A SP ADR	Purchased	7/05/2018	12/10/2019
350	523 TOTAL S.A SP ADR	Purchased	1/10/2019	12/10/2019
351	289 TOTAL S.A SP ADR	Purchased	1/11/2019	12/10/2019
352	183 TOTAL S.A SP ADR	Purchased	7/16/2019	12/10/2019
353	349 TOTAL S.A SP ADR	Purchased	7/17/2019	12/10/2019
354	151 TOTAL S.A SP ADR	Purchased	7/18/2019	12/10/2019
355	51 AMAZON(3222)	Purchased	7/16/2018	12/11/2019
356	21 AMAZON(3222)	Purchased	2/06/2019	12/11/2019
357	50000 US TREASURY 0% 3.28.19	Purchased	12/31/2018	3/28/2019
358	25000 U.S. TREASURY BILL 0% MAY 23 18	Purchased	6/05/2018	5/23/2019
359	200 CARNIVAL CORP	Purchased	4/05/2011	7/01/2019
360	1000 CARNIVAL CORP	Purchased	3/23/2012	7/01/2019
361	50000 US TREASURY 0% 8/15/19	Purchased	9/11/2018	8/15/2019
362	200 SCHLUMBERGER LTD.	Purchased	12/02/2008	9/30/2019
363	100 SCHLUMBERGER LTD.	Purchased	4/30/2009	9/30/2019
364	250 SCHLUMBERGER LTD.	Purchased	7/09/2013	9/30/2019
365	100 SCHLUMBERGER LTD.	Purchased	9/14/2015	9/30/2019
366	1500 SYNCHRONY FINL (H56)	Purchased	1/28/2015	11/22/2019
367	300 SYNCHRONY FINL (H56)	Purchased	4/16/2015	11/22/2019
368	400 SYNCHRONY FINL (H56)	Purchased	11/04/2015	11/22/2019
369	50000 US TREASURY 0% 12.5.2019	Purchased	12/20/2018	12/05/2019

Item	(e) Gross Sales	(f) Deprec. Allowed	(g) Cost Basis	(h) Gain (Loss)	(i) FMV 12/31/69	(j) Adj. Bas. 12/31/69	(k) Excess (i) - (j)	(l) Gain (Loss)
1	539,232.		304,448.	234,784.				\$ 234,784.
2	797,771.		81,207.	716,564.				716,564.
3	85,758.		8,701.	77,057.				77,057.
4	57,264.		5,801.	51,463.				51,463.
5	52,152.		5,220.	46,932.				46,932.
6	43,324.		4,350.	38,974.				38,974.
7	43,332.		4,350.	38,982.				38,982.
8	26,300.		32,488.	-6,188.				-6,188.
9	24,300.		30,054.	-5,754.				-5,754.
10	23,000.		28,752.	-5,752.				-5,752.
11	11,300.		12,413.	-1,113.				-1,113.
12	23,500.		25,596.	-2,096.				-2,096.
13	11,039.		13,305.	-2,266.				-2,266.
14	950.		906.	44.				44.
15	11,825.		10,600.	1,225.				1,225.
16	5,882.		6,462.	-580.				-580.
17	23,000.		23,605.	-605.				-605.
18	6,217.		6,516.	-299.				-299.
19	26,500.		27,128.	-628.				-628.
20	15,051.		15,200.	-149.				-149.
21	12,249.		12,430.	-181.				-181.
22	21,200.		21,713.	-513.				-513.
23	6,068.		6,180.	-112.				-112.
24	7,500.		7,581.	-81.				-81.
25	13,300.		14,072.	-772.				-772.
26	6,063.		5,635.	428.				428.

CELE H.& WILLIAM B.RUBIN FAMILY FUND,INC

11-6026235

Statement 7 (continued)
Form 990-PF, Part IV, Line 1
Capital Gains and Losses for Tax on Investment Income

Item	(e) Gross Sales	(f) Deprec. Allowed	(g) Cost Basis	(h) Gain (Loss)	(i) FMV 12/31/69	(j) Adj. Bas. 12/31/69	(k) Excess (i) - (j)	(l) Gain (Loss)
27	0.		0.	0.				\$ 0.
28	0.		0.	0.				0.
29	0.		0.	0.				0.
30	0.		0.	0.				0.
31	0.		0.	0.				0.
32	4,400.		4,042.	358.				358.
33	12,600.		12,663.	-63.				-63.
34	774,206.		619,479.	154,727.				154,727.
35	27,390.		0.	27,390.				27,390.
36	120,929.		98,107.	22,822.				22,822.
37	2,203.		2,785.	-582.				-582.
38	489,647.		657,675.	-168,028.				-168,028.
39	403,375.		327,023.	76,352.				76,352.
40	282,362.		222,081.	60,281.				60,281.
41	11,563.		0.	11,563.				11,563.
42	25,064.		0.	25,064.				25,064.
43	12,906.		0.	12,906.				12,906.
44	19,424.		0.	19,424.				19,424.
45	252,245.		328,790.	-76,545.				-76,545.
46	26,981.		7,261.	19,720.				19,720.
47	15,305.		0.	15,305.				15,305.
48	21,909.		80,206.	-58,297.				-58,297.
49	1605476.		1605476.	0.				0.
50	148,649.		0.	148,649.				148,649.
51	21,950.		80,206.	-58,256.				-58,256.
52	21,518.		0.	21,518.				21,518.
53	68,031.		0.	68,031.				68,031.
54	133,231.		31,720.	101,511.				101,511.
55	133,231.		31,024.	102,207.				102,207.
56	200,234.		46,535.	153,699.				153,699.
57	0.		0.	0.				0.
58	0.		0.	0.				0.
59	0.		0.	0.				0.
60	0.		0.	0.				0.
61	0.		0.	0.				0.
62	357,041.		204,562.	152,479.				152,479.
63	109,859.		68,045.	41,814.				41,814.
64	106,020.		24,819.	81,201.				81,201.
65	19,073.		77,399.	-58,326.				-58,326.
66	10,574.		45,556.	-34,982.				-34,982.
67	559,031.		391,862.	167,169.				167,169.
68	302,786.		50,433.	252,353.				252,353.
69	151,393.		28,620.	122,773.				122,773.
70	53,875.		69,375.	-15,500.				-15,500.
71	58,816.		45,630.	13,186.				13,186.
72	154,326.		28,667.	125,659.				125,659.
73	39,339.		170,305.	-130,966.				-130,966.
74	17,923.		23,125.	-5,202.				-5,202.
75	8,603.		17,247.	-8,644.				-8,644.
76	27,243.		33,603.	-6,360.				-6,360.
77	3,465.		0.	3,465.				3,465.
78	19,056.		101,750.	-82,694.				-82,694.
79	234,540.		43,000.	191,540.				191,540.

CELE H.& WILLIAM B.RUBIN FAMILY FUND,INC

11-6026235

Statement 7 (continued)
Form 990-PF, Part IV, Line 1
Capital Gains and Losses for Tax on Investment Income

Item	(e) Gross Sales	(f) Deprec. Allowed	(g) Cost Basis	(h) Gain (Loss)	(i) FMV 12/31/69	(j) Adj. Bas. 12/31/69	(k) Excess (i) - (j)	(l) Gain (Loss)
80	58,966.		45,630.	13,336.				\$ 13,336.
81	190,679.		42,210.	148,469.				148,469.
82	190,679.		56,153.	134,526.				134,526.
83	416,001.		375,409.	40,592.				40,592.
84	197,540.		46,535.	151,005.				151,005.
85	37,417.		170,305.	-132,888.				-132,888.
86	35,614.		44,214.	-8,600.				-8,600.
87	58,979.		45,001.	13,978.				13,978.
88	190,801.		35,260.	155,541.				155,541.
89	119,445.		23,018.	96,427.				96,427.
90	147,028.		0.	147,028.				147,028.
91	129,619.		129,854.	-235.				-235.
92	57,253.		76,646.	-19,393.				-19,393.
93	62,024.		82,694.	-20,670.				-20,670.
94	37,005.		39,629.	-2,624.				-2,624.
95	53,544.		34,023.	19,521.				19,521.
96	26,162.		6,205.	19,957.				19,957.
97	39,243.		9,192.	30,051.				30,051.
98	36,944.		170,305.	-133,361.				-133,361.
99	18,472.		65,153.	-46,681.				-46,681.
100	35,476.		46,708.	-11,232.				-11,232.
101	87,915.		67,501.	20,414.				20,414.
102	221,492.		173,159.	48,333.				48,333.
103	309,717.		59,788.	249,929.				249,929.
104	72,823.		96,555.	-23,732.				-23,732.
105	36,348.		130,306.	-93,958.				-93,958.
106	55,354.		35,814.	19,540.				19,540.
107	35,583.		46,708.	-11,125.				-11,125.
108	86,381.		67,501.	18,880.				18,880.
109	31,952.		185,000.	-153,048.				-153,048.
110	43,562.		34,632.	8,930.				8,930.
111	259,336.		259,709.	-373.				-373.
112	26,324.		17,011.	9,313.				9,313.
113	34,871.		130,306.	-95,435.				-95,435.
114	36,919.		23,876.	13,043.				13,043.
115	35,216.		46,708.	-11,492.				-11,492.
116	57,298.		45,001.	12,297.				12,297.
117	10,950.		64,750.	-53,800.				-53,800.
118	15,642.		68,875.	-53,233.				-53,233.
119	129,517.		129,517.	620.				620.
120	35,377.		15,763.	19,614.				19,614.
121	78,312.		51,034.	27,278.				27,278.
122	261,041.		165,340.	95,701.				95,701.
123	57,881.		35,814.	22,067.				22,067.
124	129,874.		129,854.	20.				20.
125	44,157.		34,632.	9,525.				9,525.
126	154,957.		28,620.	126,337.				126,337.
127	37,774.		15,763.	22,011.				22,011.
128	59,396.		45,001.	14,395.				14,395.
129	61,280.		45,982.	15,298.				15,298.
130	36,536.		6,876.	29,660.				29,660.
131	58,775.		2,419.	56,356.				56,356.
132	41,974.		39,554.	2,420.				2,420.

CELE H.& WILLIAM B.RUBIN FAMILY FUND,INC

11-6026235

Statement 7 (continued)
Form 990-PF, Part IV, Line 1
Capital Gains and Losses for Tax on Investment Income

Item	(e) Gross Sales	(f) Deprec. Allowed	(g) Cost Basis	(h) Gain (Loss)	(i) FMV 12/31/69	(j) Adj. Bas. 12/31/69	(k) Excess (i) - (j)	(l) Gain (Loss)
133	38,749.		23,876.	14,873.			\$	14,873.
134	60,424.		45,982.	14,442.				14,442.
135	64,524.		79,513.	-14,989.				-14,989.
136	99,076.		141,339.	-42,263.				-42,263.
137	43,984.		34,632.	9,352.				9,352.
138	42,349.		39,554.	2,795.				2,795.
139	59,464.		16,846.	42,618.				42,618.
140	38,965.		23,355.	15,610.				15,610.
141	31,540.		9,362.	22,178.				22,178.
142	38,374.		15,761.	22,613.				22,613.
143	43,339.		39,554.	3,785.				3,785.
144	44,315.		34,632.	9,683.				9,683.
145	41,330.		9,192.	32,138.				32,138.
146	30,064.		8,423.	21,641.				21,641.
147	38,374.		15,761.	22,613.				22,613.
148	32,301.		152,132.	-119,831.				-119,831.
149	34,541.		31,131.	3,410.				3,410.
150	975,166.		973,465.	1,701.				1,701.
151	4,113.		1,571.	2,542.				2,542.
152	30,845.		12,516.	18,329.				18,329.
153	15,827.		12,541.	3,286.				3,286.
154	20,460.		18,893.	1,567.				1,567.
155	67,665.		42,648.	25,017.				25,017.
156	69,097.		22,686.	46,411.				46,411.
157	96,640.		72,753.	23,887.				23,887.
158	21,582.		20,462.	1,120.				1,120.
159	12,950.		10,694.	2,256.				2,256.
160	15,540.		15,297.	243.				243.
161	21,943.		21,615.	328.				328.
162	32,768.		34,570.	-1,802.				-1,802.
163	26,917.		31,097.	-4,180.				-4,180.
164	61,874.		55,967.	5,907.				5,907.
165	53,867.		56,649.	-2,782.				-2,782.
166	20,566.		10,880.	9,686.				9,686.
167	33,229.		27,925.	5,304.				5,304.
168	30,217.		33,382.	-3,165.				-3,165.
169	45,698.		47,237.	-1,539.				-1,539.
170	5,540.		4,547.	993.				993.
171	29,084.		24,415.	4,669.				4,669.
172	42,934.		34,131.	8,803.				8,803.
173	53,173.		57,817.	-4,644.				-4,644.
174	45,769.		37,108.	8,661.				8,661.
175	54,139.		57,494.	-3,355.				-3,355.
176	71,875.		72,410.	-535.				-535.
177	60,319.		37,407.	22,912.				22,912.
178	35,013.		33,540.	1,473.				1,473.
179	38,691.		20,451.	18,240.				18,240.
180	34,430.		42,863.	-8,433.				-8,433.
181	32,255.		17,997.	14,258.				14,258.
182	47,642.		31,482.	16,160.				16,160.
183	33,702.		33,932.	-230.				-230.
184	5,719.		5,567.	152.				152.
185	17,810.		17,696.	114.				114.

CELE H.& WILLIAM B.RUBIN FAMILY FUND,INC

11-6026235

Statement 7 (continued)
Form 990-PF, Part IV, Line 1
Capital Gains and Losses for Tax on Investment Income

Item	(e) Gross Sales	(f) Deprec. Allowed	(g) Cost Basis	(h) Gain (Loss)	(i) FMV 12/31/69	(j) Adj. Bas. 12/31/69	(k) Excess (i) - (j)	(l) Gain (Loss)
186	28,415.		30,959.	-2,544.				\$ -2,544.
187	22,412.		33,068.	-10,656.				-10,656.
188	5,033.		2,618.	2,415.				2,415.
189	47,974.		38,007.	9,967.				9,967.
190	39,323.		36,456.	2,867.				2,867.
191	4,730.		48,558.	-43,828.				-43,828.
192	7,645.		82,282.	-74,637.				-74,637.
193	9,642.		7,593.	2,049.				2,049.
194	40,447.		33,242.	7,205.				7,205.
195	30,335.		38,863.	-8,528.				-8,528.
196	12,673.		15,268.	-2,595.				-2,595.
197	8,102.		12,932.	-4,830.				-4,830.
198	52,301.		47,590.	4,711.				4,711.
199	57,636.		43,079.	14,557.				14,557.
200	59,306.		83,977.	-24,671.				-24,671.
201	28,130.		6,728.	21,402.				21,402.
202	48,410.		20,677.	27,733.				27,733.
203	36,702.		31,208.	5,494.				5,494.
204	40,544.		18,255.	22,289.				22,289.
205	45,733.		11,019.	34,714.				34,714.
206	53,315.		23,079.	30,236.				30,236.
207	18,232.		4,952.	13,280.				13,280.
208	29,240.		8,224.	21,016.				21,016.
209	30,960.		8,390.	22,570.				22,570.
210	53,736.		24,422.	29,314.				29,314.
211	7,056.		2,946.	4,110.				4,110.
212	45,200.		15,275.	29,925.				29,925.
213	48,313.		22,663.	25,650.				25,650.
214	23,190.		22,754.	436.				436.
215	44,090.		30,502.	13,588.				13,588.
216	24,206.		21,112.	3,094.				3,094.
217	23,505.		21,068.	2,437.				2,437.
218	8,770.		8,221.	549.				549.
219	26,546.		25,650.	896.				896.
220	23,483.		28,271.	-4,788.				-4,788.
221	52,686.		53,738.	-1,052.				-1,052.
222	8,642.		7,767.	875.				875.
223	78,258.		71,729.	6,529.				6,529.
224	32,647.		29,748.	2,899.				2,899.
225	46,226.		53,603.	-7,377.				-7,377.
226	49,756.		53,539.	-3,783.				-3,783.
227	16,043.		11,541.	4,502.				4,502.
228	59,587.		44,912.	14,675.				14,675.
229	19,939.		21,459.	-1,520.				-1,520.
230	23,778.		21,347.	2,431.				2,431.
231	36,911.		46,093.	-9,182.				-9,182.
232	25,959.		26,016.	-57.				-57.
233	47,290.		51,550.	-4,260.				-4,260.
234	27,331.		27,277.	54.				54.
235	18,473.		17,504.	969.				969.
236	24,118.		21,657.	2,461.				2,461.
237	18,903.		16,744.	2,159.				2,159.
238	9,580.		10,385.	-805.				-805.

CELE H.& WILLIAM B. RUBIN FAMILY FUND, INC

11-6026235

Statement 7 (continued)
Form 990-PF, Part IV, Line 1
Capital Gains and Losses for Tax on Investment Income

Item	(e) Gross Sales	(f) Deprec. Allowed	(g) Cost Basis	(h) Gain (Loss)	(i) FMV 12/31/69	(j) Adj. Bas. 12/31/69	(k) Excess (i) - (j)	(l) Gain (Loss)
239	69,953.		86,342.	-16,389.				\$ -16,389.
240	52,823.		53,713.	-890.				-890.
241	47,913.		42,696.	5,217.				5,217.
242	32,621.		27,507.	5,114.				5,114.
243	21,948.		20,729.	1,219.				1,219.
244	13,080.		13,524.	-444.				-444.
245	20,228.		15,611.	4,617.				4,617.
246	14,011.		14,291.	-280.				-280.
247	27,846.		23,514.	4,332.				4,332.
248	3,402.		3,232.	170.				170.
249	36,437.		41,241.	-4,804.				-4,804.
250	26,003.		24,449.	1,554.				1,554.
251	50,579.		41,630.	8,949.				8,949.
252	43,988.		41,632.	2,356.				2,356.
253	14,191.		13,422.	769.				769.
254	41,235.		39,153.	2,082.				2,082.
255	13,178.		15,428.	-2,250.				-2,250.
256	45,682.		42,576.	3,106.				3,106.
257	43,034.		50,439.	-7,405.				-7,405.
258	42,940.		54,926.	-11,986.				-11,986.
259	21,493.		18,309.	3,184.				3,184.
260	56,619.		67,054.	-10,435.				-10,435.
261	7,587.		8,901.	-1,314.				-1,314.
262	36,836.		45,037.	-8,201.				-8,201.
263	15,127.		18,517.	-3,390.				-3,390.
264	26,757.		22,155.	4,602.				4,602.
265	52,686.		62,916.	-10,230.				-10,230.
266	16,497.		13,263.	3,234.				3,234.
267	48,559.		39,552.	9,007.				9,007.
268	33,816.		31,270.	2,546.				2,546.
269	24,195.		19,153.	5,042.				5,042.
270	15,192.		13,849.	1,343.				1,343.
271	21,338.		17,224.	4,114.				4,114.
272	33,979.		24,925.	9,054.				9,054.
273	10,412.		8,447.	1,965.				1,965.
274	14,287.		11,350.	2,937.				2,937.
275	25,179.		20,513.	4,666.				4,666.
276	62,574.		49,576.	12,998.				12,998.
277	10,227.		8,197.	2,030.				2,030.
278	2,718.		2,207.	511.				511.
279	6,697.		4,914.	1,783.				1,783.
280	14,416.		10,753.	3,663.				3,663.
281	15,020.		11,465.	3,555.				3,555.
282	1,959.		1,522.	437.				437.
283	19,605.		15,149.	4,456.				4,456.
284	10,600.		8,264.	2,336.				2,336.
285	18,371.		12,178.	6,193.				6,193.
286	18,080.		14,040.	4,040.				4,040.
287	24,499.		17,483.	7,016.				7,016.
288	56,937.		42,101.	14,836.				14,836.
289	15,870.		12,959.	2,911.				2,911.
290	10,543.		12,395.	-1,852.				-1,852.
291	48,343.		50,523.	-2,180.				-2,180.

CELE H.& WILLIAM B. RUBIN FAMILY FUND, INC

11-6026235

Statement 7 (continued)
Form 990-PF, Part IV, Line 1
Capital Gains and Losses for Tax on Investment Income

Item	(e) Gross Sales	(f) Deprec. Allowed	(g) Cost Basis	(h) Gain (Loss)	(i) FMV 12/31/69	(j) Adj. Bas. 12/31/69	(k) Excess (i)-(j)	(l) Gain (Loss)
292	10,065.		8,227.	1,838.				\$ 1,838.
293	22,170.		17,009.	5,161.				5,161.
294	27,474.		22,403.	5,071.				5,071.
295	12,615.		9,720.	2,895.				2,895.
296	7,134.		8,429.	-1,295.				-1,295.
297	16,515.		12,959.	3,556.				3,556.
298	12,811.		10,125.	2,686.				2,686.
299	12,367.		9,720.	2,647.				2,647.
300	21,735.		18,100.	3,635.				3,635.
301	17,931.		15,016.	2,915.				2,915.
302	14,115.		11,933.	2,182.				2,182.
303	26,986.		22,792.	4,194.				4,194.
304	15,778.		13,407.	2,371.				2,371.
305	23,139.		19,441.	3,698.				3,698.
306	15,003.		12,469.	2,534.				2,534.
307	28,296.		28,871.	-575.				-575.
308	21,743.		22,197.	-454.				-454.
309	13,339.		13,731.	-392.				-392.
310	9,389.		9,524.	-135.				-135.
311	9,467.		9,788.	-321.				-321.
312	8,259.		8,575.	-316.				-316.
313	15,115.		15,795.	-680.				-680.
314	15,370.		16,283.	-913.				-913.
315	3,689.		3,556.	133.				133.
316	19,482.		18,815.	667.				667.
317	7,286.		7,200.	86.				86.
318	9,767.		9,550.	217.				217.
319	5,349.		5,327.	22.				22.
320	35,712.		26,783.	8,929.				8,929.
321	21,662.		15,186.	6,476.				6,476.
322	31,209.		26,579.	4,630.				4,630.
323	8,317.		6,951.	1,366.				1,366.
324	42,518.		33,854.	8,664.				8,664.
325	7,303.		5,265.	2,038.				2,038.
326	12,907.		12,031.	876.				876.
327	6,272.		4,635.	1,637.				1,637.
328	2,132.		1,994.	138.				138.
329	21,331.		17,973.	3,358.				3,358.
330	24,096.		19,006.	5,090.				5,090.
331	114,531.		114,531.	0.				0.
332	25,348.		25,348.	0.				0.
333	4,560.		4,560.	0.				0.
334	18,129.		18,129.	0.				0.
335	89,314.		88,916.	398.				398.
336	36,776.		37,476.	-700.				-700.
337	37,500.		42,352.	-4,852.				-4,852.
338	5,331.		6,021.	-690.				-690.
339	16,361.		18,626.	-2,265.				-2,265.
340	37,500.		36,171.	1,329.				1,329.
341	26,824.		29,836.	-3,012.				-3,012.
342	30,988.		34,190.	-3,202.				-3,202.
343	21,652.		23,519.	-1,867.				-1,867.
344	13,762.		14,763.	-1,001.				-1,001.

CELE H.& WILLIAM B. RUBIN FAMILY FUND, INC

11-6026235

Statement 7 (continued)
Form 990-PF, Part IV, Line 1
Capital Gains and Losses for Tax on Investment Income

Item	(e) Gross Sales	(f) Deprec. Allowed	(g) Cost Basis	(h) Gain (Loss)	(i) FMV 12/31/69	(j) Adj. Bas. 12/31/69	(k) Excess (i) - (j)	(l) Gain (Loss)
345	32,215.		34,760.	-2,545.				\$ -2,545.
346	62,282.		70,647.	-8,365.				-8,365.
347	71,489.		59,607.	11,882.				11,882.
348	2,553.		2,741.	-188.				-188.
349	149,768.		172,085.	-22,317.				-22,317.
350	27,678.		27,437.	241.				241.
351	15,294.		15,993.	-699.				-699.
352	9,685.		10,323.	-638.				-638.
353	18,470.		19,806.	-1,336.				-1,336.
354	7,991.		8,464.	-473.				-473.
355	89,314.		91,014.	-1,700.				-1,700.
356	36,776.		34,424.	2,352.				2,352.
357	50,000.		49,716.	284.				284.
358	25,000.		24,462.	538.				538.
359	9,010.		7,712.	1,298.				1,298.
360	45,052.		32,419.	12,633.				12,633.
361	50,000.		48,876.	1,124.				1,124.
362	6,868.		9,351.	-2,483.				-2,483.
363	3,434.		4,819.	-1,385.				-1,385.
364	8,585.		18,112.	-9,527.				-9,527.
365	3,434.		7,697.	-4,263.				-4,263.
366	54,843.		46,290.	8,553.				8,553.
367	10,969.		9,177.	1,792.				1,792.
368	14,625.		12,388.	2,237.				2,237.
369	50,000.		48,771.	1,229.				1,229.
Total								\$ 4200489.

Statement 8
Form 990-PF, Part VII-A, Line 10
Substantial Contributors During the Tax Year

Name of Substantial Contributor	Address of Substantial Contributor
TOOTSIE ROLL INDUSTRIES INC	7401 SOUTH CICERO AVE CHICAGO, IL 60629
ELLEN GORDON	32 MONADNOCK ROAD WELLESLEY ROAD, MA 02481

Statement 9
Form 990-PF, Part VII-A, Line 12
Explanation of Distribution to Donor Advised Fund

Qualifying Distribution Statement:
 THE CELE H. & WILLIAM B. RUBIN FAMILY FUND, INC (THE FOUNDATION) HAS, IN 2019, ISSUED A GRANT IN THE AMOUNT OF \$ 115,000.00 TO THE BANK OF AMERICA CHARITABLE GIFT FUND FOR WHICH ELLEN GORDON, A DIRECTOR OF THE FOUNDATION, HAS ADVISORY PRIVILEGES. THE FUNDS

CELE H.& WILLIAM B.RUBIN FAMILY FUND,INC

11-6026235

Statement 9 (continued)**Form 990-PF, Part VII-A, Line 12****Explanation of Distribution to Donor Advised Fund**

WILL BE DISTRIBUTED FROM THE BANK OF AMERICA CHARITABLE GIFT FUND TO ONE OR MORE QUALIFIED PUBLIC CHARITIES FOR PURPOSES DESCRIBED IN SECTION 170 (C) (2) (B) OF THE INTERNAL REVENUE CODE.

Section 170(C) (2) (B) Explanation:

Statement 10**Form 990-PF, Part VIII****Compensation Explanation****FIRST MANHATTAN CO.**

FEES PAID TO INVESTMENT BROKER FOR ADVISORY AND CUSTODIAL SERVICES

Statement 11**Form 990-PF, Part XV, Line 2a-d****Application Submission Information**

Name of Grant Program:	THE CELE H. & WILLIAM B. RUBIN FAMILY FD
Name:	ELLEN R. GORDON
Care Of:	
Street Address:	32 MONADNOCK ROAD
City, State, Zip Code:	WELLESLEY HILLS, MA 02481
Telephone:	781-235-1075
E-Mail Address:	
Form and Content:	NO SPECIFIC FORMS ARE REQUIRED
Submission Deadlines:	NONE
Restrictions on Awards:	NONE

CELE H & WILLIAM B RUBIN FAMILY FUND INC.
Schedule of Grants-Donations Paid
For the Year Ended December 31, 2019

<u>Name</u>	<u>Address</u>	<u>Amount</u>
American Lung	1301 Pennsylvania Ave NW, Suite 800, Washington DC 20004	2,235.00
Amnesty International	5 Penn Plaza New YOUR NY 10001	1,000.00
Bank Of America Chantable Gift Fund	100 Federal St MA5-100 Boston, MA 02110	115,000.00
Bike to the Beach	1990 K Street NW, Washington DC 20006	50.00
Brander University	415 South Street, Waltham, MA 02453-9110	10,000.00
Bingham and Women's Hospital	75 Francis Street Boston, MA 02115	300,000.00
Bright Focus Foundation	22512 Gateway Center Dr, Clarksbury MD 20871	100.00
Buckingham, Browne & Nichols School	External Affairs Office, Cambridge, MA 02138-5512	500.00
Camp Harbor View	200 Clarendon Street, Boston MA 02118	20,000.00
Carl Perkins Center	707 South Main Street, Covington TN 38019	1,600.00
Cascade Public Media	401 Mercer St, Seattle WA 98109	150.00
Combined Jewish Philanthropies Greater Boston	126 High St, Boston, MA 02110	72,000.00
Commonwealth School	151 Commonwealth Ave, Boston, MA 02116	2,000.00
Crossroads for Kids	119 Myrtle St Duxbury Mass 02332	7,500.00
Doctors Without Borders	2, 333 7th Ave, NY NY 10001	1,000.00
Facing History and Ourselves	200 E Randolph St, Ste 2100, Chicago IL 60601-6432	1,000.00
Farther Foundation	223 S Elmwood, Oak park IL 60302	200.00
Feeding America	35 East Wacker Drive, Suite 2000 Chicago, IL 60126	1,000.00
Friends Of Harvard Football	MURR Center/ 65 North Harbor Boston MA 02163	10,000.00
Give Directly	Church Street Station New York, NY 10008	1,000.00
Harvard Business School	Soldier Field, Boston MA 02163	10,000.00
Harvard College Fund	124 Mount Auburn Street, Cambridge, MA 02138	110,000.00
Harvard Medical School	25 Shattuck Street, Boston, MA 02115	40,000.00
Hinsdale Humane	22 N Elm Street, hinsdale IL 60521	500.00
Impact	420 Pearl Street, Malden MA 02148	1,000.00
J Street Education Fund	P O Box 66073, Washington DC 20035	32,000.00
Kellogg Graduate School	Leverone 3492001/2001 Shendan Rd, Evanston, IL 60208	10,000.00
KUOW Puget Sound Radio	KUOW Puget Sound Publication, Seattle WA 98105	125.00
Le Bonheur Children's Foundation	P O Box 41817, Memphis, TN 38174	1,000.00
Loyola Univ Medical center	21660 S 1st Ave, Maywood IL 60153	7,500.00
Loyola University Health System	Office of Development, 21660 S 1st Ave, Maywood IL 60153	100.00
Lune Children's Hospital	225 E Chicago Ave, Chicago IL 60611	500.00
Lydia Home Association	4300 W Irving Park Road, Chicago, IL 60641	26,050.00
National Confectioners Foundation	1101 30th st NW #200, Washington DC 20007	5,000.00
Navy League Bay County	125 Landings Dr, Lynn Haven FL 32444	680.00
Northern Illinois University Foundation	1425 W Lincoln Hwy, DeKalb IL 60115	250.00
Our Bodies Ourselves	5 Upland Road #3, Cambridge, MA 02140	2,000.00
Oxford America	4208 University Way NE, Seattle, Washington 98105	1,000.00
Partners In Health	800 Boylston Street, 47th Floor, Boston MA 02199	6,000.00
Pine Street Inn	144 Hamson Ave, Boston MA 02118	1,000.00
Rensselaerville Institute	63 Huyck Rd, Rensselaerville, NY 12147	5,000.00
Rivers Country Day School	333 Winter Street, Weston, MA 02193-9981	1,500.00
Rosie's Place	889 Hamson Ave, Boston MA 02118	1,000.00
Ryan's Case for Smiles	295 E Swedesford Road #396, Wayne PA 19087	2,000.00
San Francisco Chanticeer, Inc.	1668 Bush St, San Francisco CA 94109	100.00
Smith College Museum of Art	20 Elm Street, Northampton MA 01063	200.00
Sommerville Homeless Coalition	1 Davis Square, Somerville MA 02144	1,000.00
Spaulding Rehabilitation Hospital	300 First Avenue, Charlestown, MA 02129	1,100,000.00
Squam Lakes Association	534 Rte 3, Holderness, NH 03245-0204	2,500.00
Squam Lakes Conservation Society	PO Box 696, Holderness, NH 03245-0204	5,000.00
Squam Lakes Natural Science Center	PO Box 173, 23 Science Center Road, Holderness, NH 03245	5,000.00
St Patnck High School	5900 West Belmont, Chicago IL 60634	500.00
St Judes Children's Research Hospital	501 St. Jude Place Memphis Tenn 38105	100.00
Stanford School of Business	326 Galvez Street, Stanford CA 94305-6105	250.00
Stanford University- School Education	450 Serra Mall, Stanford, CA 94305-2004	250.00
Stanford University School of Earth Science	397 Panama Mall, CA 94305-2210	100.00
Tagore-SenGupta Foundation	3286 Merchant Dr, Bethlehem PA 18017-1952	5,500.00
Taking Care of Your Diabetes	1701 North Beauregard St, Alexandria, VA 22311	10,000.00
The Anti Cruelty Society	157 W Grand Avenue, Chicago IL 60654	200.00
The Windsor School	103 Pilgrim Rd, Boston, MA 02215	500.00
United States Holocaust	100 Raoul Wallenberg Place, SW, Washington, DC 20024	300,000.00
United Way New Hampshire	United Way Lakes Region, Laconia, NH 03246-3313	2,000.00
United Way of Massachusetts Bay, Inc	United Way Massachusetts, Boston, MA 02210-1121	2,000.00
United Way/Crusade of Mercy	United Way/Crusades of Mercy, Chicago, IL 60675-5828	2,000.00
University of Chicago Medical Center	5801 South Ellis Ave, Chicago, IL 60637	315,000.00
USC Shoah Foundation	650 West 35th St, Suite 114, Los Angeles CA 90089-2571	1,500.00

CELE H & WILLIAM B RUBIN FAMILY FUND INC.

Schedule of Grants-Donations Paid

For the Year Ended December 31, 2019

<u>Name</u>	<u>Address</u>	<u>Amount</u>
Vassar College	124 Raymond Ave , Poughkeepsie, NY 12604	10,000.00
Wellesley College	106 Central Street, Wellesley, MA 02481	5,000.00
Wellesley Free Library	530 Washington St, Wellesley, MA 02482	3,500.00
Wellesley Neighbors	888 Worcester Street, Wellesley MA 02482	7,500.00
Wellesley Police Benevolent Assoc	485 Washington Street, Wellesley, Ma 02482	1,600.00
Wesleyan University	318 High Street, Middletown CT 06459	250.00
		<hr/> 2,592,090.00 <hr/>