

Form **990-PF**Department of the Treasury  
Internal Revenue Service**Return of Private Foundation**

or Section 4947(a)(1) Trust Treated as Private Foundation

▶ Do not enter social security numbers on this form as it may be made public.  
▶ Go to [www.irs.gov/Form990PF](http://www.irs.gov/Form990PF) for instructions and the latest information.

OMB No 1545-0052

**2018**

Open to Public Inspection

For calendar year 2018 or tax year beginning **DEC 1, 2018**, and ending **NOV 30, 2019**

Name of foundation

**THE FULLERTON FOUNDATION**

Number and street (or P.O. box number if mail is not delivered to street address)

**P. O. BOX 2208**

Room/suite

City or town, state or province, country, and ZIP or foreign postal code

**GAFFNEY, SC 29342-2208**

G Check all that apply:

☐ Initial return☐ Final return☐ Address change☐ Initial return of a former public charity☐ Amended return☐ Name change

A Employer identification number

**57-0847444**

B Telephone number

**864-489-6678**

C If exemption application is pending check here

☐ 6

D 1. Foreign organizations, check here

☐2. Foreign organizations meeting the 85% test  
check here and attach computation☐

**Part II** Balance Sheets

Attached schedules and amounts in the description column should be for end-of-year amounts only

	Beginning of year		End of year	
	(a) Book Value	(b) Book Value	(c) Fair Market Value	
1 Cash - non-interest-bearing	2,795.	8,356.	8,356.	
2 Savings and temporary cash investments	1,945,465.	1,187,659.	1,187,659.	
3 Accounts receivable ▶				
Less: allowance for doubtful accounts ▶				
4 Pledges receivable ▶				
Less: allowance for doubtful accounts ▶				
5 Grants receivable				
6 Receivables due from officers, directors, trustees, and other disqualified persons				
7 Other notes and loans receivable ▶				
Less: allowance for doubtful accounts ▶				
8 Inventories for sale or use				
9 Prepaid expenses and deferred charges				
10 Investments - U.S. and state government obligations	2,044,874.	2,394,926.	2,425,336.	

Assets

STMT 8

**Part IV Capital Gains and Losses for Tax on Investment Income****SEE ATTACHED STATEMENT**

(a) List and describe the kind(s) of property sold (for example, real estate, 2-story brick warehouse; or common stock, 200 shs. MLC Co.)			(b) How acquired P - Purchase D - Donation	(c) Date acquired (mo., day, yr.)	(d) Date sold (mo., day, yr.)
1a					
b					
c					
d					
e					
(e) Gross sales price	(f) Depreciation allowed (or allowable)	(g) Cost or other basis plus expense of sale	(h) Gain or (loss) ((e) plus (f) minus (g))		
a					
b					
c					
d					
e	12,455,516.	12,700,865.	<245,349.>		
Complete only for assets showing gain in column (h) and owned by the foundation on 12/31/69.			(i) Gains (Col. (h) gain minus col. (k), but not less than -0-) or Losses (from col. (h))		
(i) FMV as of 12/31/69	(j) Adjusted basis as of 12/31/69	(k) Excess of col. (i) over col. (j), if any			
a					
b					
c					
d					
e			<245,349.>		
2 Capital gain net income or (net capital loss) { If gain, also enter in Part I, line 7 If (loss), enter -0- in Part I, line 7 }			2	<245,349.>	
3 Net short-term capital gain or (loss) as defined in sections 1222(5) and (6): If gain, also enter in Part I, line 8, column (c). If (loss), enter -0- in Part I, line 8			3	N/A	

**Part V Qualification Under Section 4940(e) for Reduced Tax on Net Investment Income**

(For optional use by domestic private foundations subject to the section 4940(a) tax on net investment income.)

If section 4940(d)(2) applies, leave this part blank.

Was the foundation liable for the section 4942 tax on the distributable amount of any year in the base period?

☐ Yes ☒ No

If "Yes," the foundation doesn't qualify under section 4940(e). Do not complete this part.

1 Enter the appropriate amount in each column for each year; see the instructions before making any entries.

(a) Base period years Calendar year (or tax year beginning in)	(b) Adjusted qualifying distributions	(c) Net value of noncharitable-use assets	(d) Distribution ratio (col. (b) divided by col. (c))
2017	1,931,448.	37,501,948.	.051503
2016	1,862,281.	36,656,055.	.050804
2015	1,851,606.	35,028,376.	.052860
2014	1,851,202.	38,625,372.	.047927
2013	1,790,898.	39,679,569.	.045134
2 Total of line 1, column (d)			.248228
3 Average distribution ratio for the 5-year base period - divide the total on line 2 by 5.0, or by the number of years the foundation has been in existence if less than 5 years			.049646
4 Enter the net value of noncharitable-use assets for 2018 from Part X, line 5			36,786,091.
5 Multiply line 4 by line 3			1,826,282.
6 Enter 1% of net investment income (1% of Part I, line 27b)			8,308.
7 Add lines 5 and 6			1,834,590.
8 Enter qualifying distributions from Part XII, line 4			1,877,368.

If line 8 is equal to or greater than line 7, check the box in Part VI, line 1b, and complete that part using a 1% tax rate.  
See the Part VI instructions.

3

**Part VI Excise Tax Based on Investment Income (Section 4940(a), 4940(b), 4940(e), or 4948 - see instructions)**

1a Exempt operating foundations described in section 4940(d)(2), check here <input type="checkbox"/> and enter "N/A" on line 1. Date of ruling or determination letter: _____ (attach copy of letter if necessary-see instructions)			
b Domestic foundations that meet the section 4940(e) requirements in Part V, check here <input checked="" type="checkbox"/> and enter 1% of Part I, line 27b		1	8,308.
c All other domestic foundations enter 2% of line 27b. Exempt foreign organizations, enter 4% of Part I, line 12, col. (b).			
2 Tax under section 511 (domestic section 4947(a)(1) trusts and taxable foundations only; others, enter -0-)		2	0.
3 Add lines 1 and 2		3	8,308.
4 Subtitle A (income) tax (domestic section 4947(a)(1) trusts and taxable foundations only; others, enter -0-)		4	0.
5 Tax based on investment income. Subtract line 4 from line 3. If zero or less, enter -0-		5	8,308.
6 Credits/Payments:			
a 2018 estimated tax payments and 2017 overpayment credited to 2018	6a	22,159.	
b Exempt foreign organizations - tax withheld at source	6b	0.	
c Tax paid with application for extension of time to file (Form 8868)	6c	0.	
d Backup withholding erroneously withheld	6d	0.	
7 Total credits and payments. Add lines 6a through 6d	7	22,159.	
8 Enter any penalty for underpayment of estimated tax. Check here <input type="checkbox"/> if Form 2220 is attached	8	0.	
9 Tax due. If the total of lines 5 and 8 is more than line 7, enter amount owed	9		
10 Overpayment. If line 7 is more than the total of lines 5 and 8, enter the amount overpaid	10	13,851.	
11 Enter the amount of line 10 to be: Credited to 2018 estimated tax <input checked="" type="checkbox"/> 8,308. Refunded <input checked="" type="checkbox"/>	11	5,543.	

**Part VII-A Statements Regarding Activities**

	Yes	No
1a During the tax year, did the foundation attempt to influence any national, state, or local legislation or did it participate or intervene in any political campaign?		X
1b Did it spend more than \$100 during the year (either directly or indirectly) for political purposes? See the instructions for the definition. If the answer is "Yes" to 1a or 1b, attach a detailed description of the activities and copies of any materials published or distributed by the foundation in connection with the activities.		X
1c Did the foundation file Form 1120-POL for this year?		X
d Enter the amount (if any) of tax on political expenditures (section 4955) imposed during the year: (1) On the foundation. \$ 0. (2) On foundation managers. \$ 0.		
e Enter the reimbursement (if any) paid by the foundation during the year for political expenditure tax imposed on foundation managers. \$ 0.		
2 Has the foundation engaged in any activities that have not previously been reported to the IRS? If "Yes," attach a detailed description of the activities.		X
3 Has the foundation made any changes, not previously reported to the IRS, in its governing instrument, articles of incorporation, or bylaws, or other similar instruments? If "Yes," attach a conformed copy of the changes		X
4a Did the foundation have unrelated business gross income of \$1,000 or more during the year?		X
b If "Yes," has it filed a tax return on Form 990-T for this year?		
5 Was there a liquidation, termination, dissolution, or substantial contraction during the year? If "Yes," attach the statement required by General Instruction T		X
6 Are the requirements of section 508(e) (relating to sections 4941 through 4945) satisfied either: • By language in the governing instrument, or • By state legislation that effectively amends the governing instrument so that no mandatory directions that conflict with the state law remain in the governing instrument?	X	
7 Did the foundation have at least \$5,000 in assets at any time during the year? If "Yes," complete Part II, col. (c), and Part XV	X	
8a Enter the states to which the foundation reports or with which it is registered. See instructions. SC		
b If the answer is "Yes" to line 7, has the foundation furnished a copy of Form 990-PF to the Attorney General (or designate) of each state as required by General Instruction G? If "No," attach explanation		X
9 Is the foundation claiming status as a private operating foundation within the meaning of section 4942(j)(3) or 4942(j)(5) for calendar year 2018 or the tax year beginning in 2018? See the instructions for Part XIV. If "Yes," complete Part XIV		X
10 Did any persons become substantial contributors during the tax year? If "Yes," attach a schedule listing their names and address		X

**Part VII-A** Statements Regarding Activities (continued)

- 11 At any time during the year, did the foundation, directly or indirectly, own a controlled entity within the meaning of section 512(b)(13)? If "Yes," attach schedule. See instructions
- 12 Did the foundation make a distribution to a donor advised fund over which the foundation or a disqualified person had advisory privileges? If "Yes," attach statement. See instructions
- 13 Did the foundation comply with the public inspection requirements for its annual returns and exemption application?

	Yes	No
11		X
12		X
13	X	

Website address ► N/A

- 14 The books are in care of ► W. CARLISLE HAMRICK

Telephone no. ► 864-489-6678

Located at ► GAFFNEY, SC

ZIP+4 ► 29342-2208

- 15 Section 4947(a)(1) nonexempt charitable trusts filing Form 990-PF in lieu of Form 1041 - check here and enter the amount of tax-exempt interest received or accrued during the year

► 15 N/A

- 16 At any time during calendar year 2018, did the foundation have an interest in or a signature or other authority over a bank, securities, or other financial account in a foreign country?

	Yes	No
16		X

See the instructions for exceptions and filing requirements for FinCEN Form 114. If "Yes," enter the name of the foreign country ►

**Part VII-B** Statements Regarding Activities for Which Form 4720 May Be Required

File Form 4720 if any item is checked in the "Yes" column, unless an exception applies.

- 1a During the year, did the foundation (either directly or indirectly):

- (1) Engage in the sale or exchange, or leasing of property with a disqualified person?
- (2) Borrow money from, lend money to, or otherwise extend credit to (or accept it from) a disqualified person?
- (3) Furnish goods, services, or facilities to (or accept them from) a disqualified person?
- (4) Pay compensation to, or pay or reimburse the expenses of, a disqualified person?
- (5) Transfer any income or assets to a disqualified person (or make any of either available for the benefit or use of a disqualified person)?
- (6) Agree to pay money or property to a government official? (Exception. Check "No" if the foundation agreed to make a grant to or to employ the official for a period after termination of government service, if terminating within 90 days.)

☐ Yes ☒ No☐ Yes ☒ No☐ Yes ☒ No☒ Yes ☐ No☐ Yes ☒ No☐ Yes ☒ No

- b If any answer is "Yes" to 1a(1)-(6), did any of the acts fail to qualify under the exceptions described in Regulations section 53.4941(d)-3 or in a current notice regarding disaster assistance? See instructions

Organizations relying on a current notice regarding disaster assistance, check here

► ☐

- c Did the foundation engage in a prior year in any of the acts described in 1a, other than excepted acts, that were not corrected before the first day of the tax year beginning in 2018?

	Yes	No
1b		X
1c		X
2b		
3b		
4a		X
4b		X

- 2 Taxes on failure to distribute income (section 4942) (does not apply for years the foundation was a private operating foundation defined in section 4942(j)(3) or 4942(j)(5)):

- a At the end of tax year 2018, did the foundation have any undistributed income (lines 6d and 6e, Part XIII) for tax year(s) beginning before 2018?

☐ Yes ☒ No

If "Yes," list the years ► , , ,

- b Are there any years listed in 2a for which the foundation is not applying the provisions of section 4942(a)(2) (relating to incorrect valuation of assets) to the year's undistributed income? (If applying section 4942(a)(2) to all years listed, answer "No" and attach statement - see instructions.)

N/A

- c If the provisions of section 4942(a)(2) are being applied to any of the years listed in 2a, list the years here.

► , , ,

- 3a Did the foundation hold more than a 2% direct or indirect interest in any business enterprise at any time during the year?

☐ Yes ☒ No

- b If "Yes," did it have excess business holdings in 2018 as a result of (1) any purchase by the foundation or disqualified persons after May 26, 1969; (2) the lapse of the 5-year period (or longer period approved by the Commissioner under section 4943(c)(7)) to dispose of holdings acquired by gift or bequest; or (3) the lapse of the 10-, 15-, or 20-year first phase holding period? (Use Schedule C, Form 4720, to determine if the foundation had excess business holdings in 2018.)

N/A

- 4a Did the foundation invest during the year any amount in a manner that would jeopardize its charitable purposes?

- b Did the foundation make any investment in a prior year (but after December 31, 1969) that could jeopardize its charitable purpose that had not been removed from jeopardy before the first day of the tax year beginning in 2018?

Form 990-PF (2018)

**Part VII-B** Statements Regarding Activities for Which Form 4720 May Be Required (continued)

5a During the year, did the foundation pay or incur any amount to:

(1) Carry on propaganda, or otherwise attempt to influence legislation (section 4945(e))?

☐ Yes ☒ No

(2) Influence the outcome of any specific public election (see section 4955); or to carry on, directly or indirectly, any voter registration drive?

☐ Yes ☒ No

(3) Provide a grant to an individual for travel, study, or other similar purposes?

☐ Yes ☒ No

(4) Provide a grant to an organization other than a charitable, etc., organization described in section 4945(d)(4)(A)? See instructions

☐ Yes ☒ No

(5) Provide for any purpose other than religious, charitable, scientific, literary, or educational purposes, or for the prevention of cruelty to children or animals?

☐ Yes ☒ Nob If any answer is "Yes" to 5a(1)-(5), did any of the transactions fail to qualify under the exceptions described in Regulations section 53.4945 or in a current notice regarding disaster assistance? See instructions  
Organizations relying on a current notice regarding disaster assistance, check here

N/A

5b

c If the answer is "Yes" to question 5a(4), does the foundation claim exemption from the tax because it maintained expenditure responsibility for the grant?

N/A

☐ Yes ☐ No

If "Yes," attach the statement required by Regulations section 53.4945-5(d).

6a Did the foundation, during the year, receive any funds, directly or indirectly, to pay premiums on a personal benefit contract?

☐ Yes ☒ No

b Did the foundation, during the year, pay premiums, directly or indirectly, on a personal benefit contract?

6b

X

If "Yes" to 6b, file Form 8870.

7a At any time during the tax year, was the foundation a party to a prohibited tax shelter transaction?

☐ Yes ☒ No

b If "Yes," did the foundation receive any proceeds or have any net income attributable to the transaction?

N/A

7b

8 Is the foundation subject to the section 4960 tax on payment(s) of more than \$1,000,000 in remuneration or excess parachute payment(s) during the year?

☐ Yes ☒ No**Part VIII** Information About Officers, Directors, Trustees, Foundation Managers, Highly Paid Employees, and Contractors**1** List all officers, directors, trustees, and foundation managers and their compensation.

(a) Name and address	(b) Title, and average hours per week devoted to position	(c) Compensation (If not paid, enter -0-)	(d) Contributions to employee benefit plans and deferred compensation	(e) Expense account, other allowances
SEE STATEMENT 12		179,178.	12,641.	0.

**2** Compensation of five highest-paid employees (other than those included on line 1). If none, enter "NONE."

(a) Name and address of each employee paid more than \$50,000	(b) Title, and average hours per week devoted to position	(c) Compensation	(d) Contributions to employee benefit plans and deferred compensation	(e) Expense account, other allowances
NONE				

Total number of other employees paid over \$50,000

0



**Part X** Minimum Investment Return (All domestic foundations must complete this part. Foreign foundations, see instructions.)

1	Fair market value of assets not used (or held for use) directly in carrying out charitable, etc., purposes:		
a	Average monthly fair market value of securities	1a	35,470,124.
b	Average of monthly cash balances	1b	1,764,294.
c	Fair market value of all other assets	1c	111,867.
d	Total (add lines 1a, b, and c)	1d	37,346,285.
e	Reduction claimed for blockage or other factors reported on lines 1a and 1c (attach detailed explanation)	1e	0.
2	Acquisition indebtedness applicable to line 1 assets	2	0.
3	Subtract line 2 from line 1d	3	37,346,285.
4	Cash deemed held for charitable activities. Enter 1 1/2% of line 3 (for greater amount, see instructions)	4	560,194.
5	Net value of noncharitable-use assets. Subtract line 4 from line 3. Enter here and on Part V, line 4	5	36,786,091.
6	Minimum investment return. Enter 5% of line 5	6	1,839,305.

**Part XI** Distributable Amount (see instructions) (Section 4942(j)(3) and (j)(5) private operating foundations and certain foreign organizations, check here ☐ and do not complete this part.)

1	Minimum investment return from Part X, line 6	1	1,839,305.
2a	Tax on investment income for 2018 from Part VI, line 5	2a	8,308.
b	Income tax for 2018. (This does not include the tax from Part VI.)	2b	
c	Add lines 2a and 2b	2c	8,308.
3	Distributable amount before adjustments. Subtract line 2c from line 1	3	1,830,997.
4	Recoveries of amounts treated as qualifying distributions	4	0.
5	Add lines 3 and 4	5	1,830,997.
6	Deduction from distributable amount (see instructions)	6	0.
7	Distributable amount as adjusted. Subtract line 6 from line 5. Enter here and on Part XIII, line 1	7	1,830,997.

**Part XII** Qualifying Distributions (see instructions)

1	Amounts paid (including administrative expenses) to accomplish charitable, etc., purposes:	
---	--	--



**Part XIII** Undistributed Income (see instructions)

	(a) Corpus	(b) Years prior to 2017	(c) 2017	(d) 2018
1 Distributable amount for 2018 from Part XI, line 7				1,830,997.
2 Undistributed income, if any, at the end of 2018:				
a Enter amount for 2017 only			1,442,056.	
b Total for prior years		0.		
3 Excess distributions carryover, if any, to 2018:				
a From 2013				
b From 2014				
c From 2015				
d From 2016				
e From 2017	<175,659.>			
f Total of lines 3a through e	<175,659.>			
4 Qualifying distributions for 2018 from Part XII, line 4: ▶ \$ 1,877,368.				
a Applied to 2017, but not more than line 2a			1,442,056.	
b Applied to undistributed income of prior years (Election required - see instructions)		0.		
c Treated as distributions out of corpus (Election required - see instructions)	0.			
d Applied to 2018 distributable amount				435,312.
e Remaining amount distributed out of corpus	0.			
5 Excess distributions carryover applied to 2018 (If an amount appears in column (d), the same amount must be shown in column (a).)	<175,659.>			<175,659.>
6 Enter the net total of each column as indicated below:				
a Corpus: Add lines 3f, 4e, and 5e. Subtract line 5	0.			
b Prior years' undistributed income: Subtract line 4b from line 2b		0.		
c Enter the amount of prior years' undistributed income for which a notice of deficiency has been issued, or on which the section 4942(a) tax has been previously assessed		0.		
d Subtract line 6c from line 6b. Taxable amount - see instructions		0.		
e Undistributed income for 2017. Subtract line 4a from line 2a. Taxable amount - see instr.			0.	
f Undistributed income for 2018. Subtract lines 4d and 5 from line 1. This amount must be distributed in 2019				1,571,344.
7 Amounts treated as distributions out of corpus to satisfy requirements imposed by section 170(b)(1)(F) or 4942(g)(3) (Election may be required - see instructions)	0.			
8 Excess distributions carryover from 2013 not applied on line 5 or line 7	0.			
9 Excess distributions carryover to 2019. Subtract lines 7 and 8 from line 6a	0.			
10 Analysis of line 9:				
a Excess from 2014				
b Excess from 2015				
c Excess from 2016				
d Excess from 2017				
e Excess from 2018	175,659.			

**Part XIV Private Operating Foundations** (see instructions and Part VII-A, question 9)

N/A

**1 a** If the foundation has received a ruling or determination letter that it is a private operating foundation, and the ruling is effective for 2018, enter the date of the ruling

**b** Check box to indicate whether the foundation is a private operating foundation described in section

☐ 4942(j)(3) or ☐ 4942(j)(5)

**2 a** Enter the lesser of the adjusted net income from Part I or the minimum investment return from Part X for each year listed

**b** 85% of line 2a

**c** Qualifying distributions from Part XII, line 4 for each year listed

**d** Amounts included in line 2c not used directly for active conduct of exempt activities

**e** Qualifying distributions made directly for active conduct of exempt activities.

Subtract line 2d from line 2c

**3** Complete 3a, b, or c for the alternative test relied upon:

**a** "Assets" alternative test - enter:

(1) Value of all assets

(2) Value of assets qualifying under section 4942(j)(3)(B)(i)

**b** "Endowment" alternative test - enter 2/3 of minimum investment return shown in Part X, line 6 for each year listed

**c** "Support" alternative test - enter:

(1) Total support other than gross investment income (interest, dividends, rents, payments on securities loans (section 512(a)(5)), or royalties)

(2) Support from general public and 5 or more exempt organizations as provided in section 4942(j)(3)(B)(iii)

(3) Largest amount of support from an exempt organization

(4) Gross investment income

**Part XV Supplementary Information** (Complete this part only if the foundation had \$5,000 or more in assets at any time during the year-see instructions.)**1 Information Regarding Foundation Managers:**

**a** List any managers of the foundation who have contributed more than 2% of the total contributions received by the foundation before the close of any tax year (but only if they have contributed more than \$5,000). (See section 507(d)(2).)

NONE

**b** List any managers of the foundation who own 10% or more of the stock of a corporation (or an equally large portion of the ownership of a partnership or other entity) of which the foundation has a 10% or greater interest.

NONE

**2 Information Regarding Contribution, Grant, Gift, Loan, Scholarship, etc., Programs:**

Check here ☐ if the foundation only makes contributions to preselected charitable organizations and does not accept unsolicited requests for funds. If the foundation makes gifts, grants, etc., to individuals or organizations under other conditions, complete items 2a, b, c, and d.

**a** The name, address, and telephone number or email address of the person to whom applications should be addressed:

CHRIS STEED, 864-489-6678

P.O. BOX 2208, GAFFNEY, SC 29342-2208

**b** The form in which applications should be submitted and information and materials they should include:

SEE ATTACHED STATEMENTS 17 &amp; 18

**c** Any submission deadlines:

GRANT REQUESTS: APRIL 1, AUGUST 1, DECEMBER 1

**d** Any restrictions or limitations on awards, such as by geographical areas, charitable fields, kinds of institutions, or other factors:

SEE ATTACHED STATEMENTS 17 &amp; 18

**Part XV** Supplementary Information (continued)

<b>3 Grants and Contributions Paid During the Year or Approved for Future Payment</b>				
Recipient	If recipient is an individual, show any relationship to any foundation manager or substantial contributor	Foundation status of recipient	Purpose of grant or contribution	Amount
Name and address (home or business)				
<b>a Paid during the year</b>				
SEE ATTACHED STATEMENT 19		PUBLIC CHARITIES		1,619,557.
<b>Total</b>			<b>3a</b>	1,619,557.
<b>b Approved for future payment</b>				
SEE ATTACHED STATEMENT 19		PUBLIC CHARITIES		1,860,000.
<b>Total</b>			<b>3b</b>	1,860,000.

Form 990-PF (2018)

**Part XVI-A**

### Analysis of Income-Producing Activities

Enter gross amounts unless otherwise indicated.

Enter gross amounts unless otherwise indicated.		Unrelated business income		Excluded by section 512, 513, or 514		(e) Related or exempt function income	
	(a) Business code	(b) Amount	(c) Exclu- sion code	(d) Amount			
1 Program service revenue:							
a _____							
b _____							
c _____							
d _____							
e _____							
f _____							
g Fees and contracts from government agencies							
2 Membership dues and assessments							
3 Interest on savings and temporary cash investments							
4 Dividends and interest from securities			14	1,419,129.			
5 Net rental income or (loss) from real estate:							
a Debt-financed property							
b Not debt-financed property							
6 Net rental income or (loss) from personal property							
7 Other investment income	900099	<69,268.>	14	<20,063.>			
8 Gain or (loss) from sales of assets other than inventory			18	<245,349.>			
9 Net income or (loss) from special events							
10 Gross profit or (loss) from sales of inventory							
11 Other revenue:							
a _____							
b _____							
c _____							
d _____							
e _____							
12 Subtotal. Add columns (b), (d), and (e)		<69,268.>		1,153,717.			0.
13 Total. Add line 12, columns (b), (d), and (e)						13	1,084,449.

**Part XVI-B**

### Relationship of Activities to the Accomplishment of Exempt Purposes

[illegible]

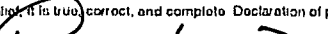
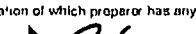

**Part XVII** Information Regarding Transfers to and Transactions and Relationships With Noncharitable Exempt Organizations

Exempt Organizations		Yes	No
<b>1</b>	Did the organization directly or indirectly engage in any of the following with any other organization described in section 501(c)(3) (other than section 501(c)(3) organizations) or in section 527, relating to political organizations?		
<b>a</b>	Transfers from the reporting foundation to a noncharitable exempt organization of:		
	(1) Cash	1a(1)	X
	(2) Other assets	1a(2)	X
<b>b</b>	Other transactions		
	(1) Sales of assets to a noncharitable exempt organization	1b(1)	X
	(2) Purchases of assets from a noncharitable exempt organization	1b(2)	X
	(3) Rental of facilities, equipment, or other assets	1b(3)	X
	(4) Reimbursement arrangements	1b(4)	X
	(5) Loans or loan guarantees	1b(5)	X
	(6) Performance of services or membership or fundraising solicitations	1b(6)	X
<b>c</b>	Sharing of facilities, equipment, mailing lists, other assets, or paid employees	1c	X
<b>d</b>	If the answer to any of the above is "Yes," complete the following schedule. Column (b) should always show the fair market value of the goods, other assets, or services given by the reporting foundation. If the foundation received less than fair market value in any transaction or sharing arrangement, show in column (d) the value of the goods, other assets, or services received.		

[illegible]

2a Is the foundation directly or indirectly affiliated with, or related to, one or more tax exempt organizations described in section 501(c) (other than section 501(c)(3)) or in section 527? ☐ Yes ☒ No

b If "Yes," complete the following schedule		
(a) Name of organization	(b) Type of organization	(c) Description of relationship
N/A		

Sign Here	Under penalties of perjury, I declare that I have examined this return, including accompanying schedules and statements, and to the best of my knowledge and belief, it is true, correct, and complete. Declaration of preparer (other than taxpayer) is based on all information of which preparer has any knowledge.				May the IRS discuss this return with the preparer shown below? See inst. <input checked="" type="checkbox"/> Yes <input type="checkbox"/> No		
	 Signature of officer or trustee		4/23/20 Date			 Title	
Paid Preparer Use Only	Print/Type preparer's name		Preparer's signature		Date	Check <input type="checkbox"/> if self-employed	PTIN
	JANICE A RATICA				04/02/20		P00358837
	Firm's name ▶ ELLIOTT DAVIS, LLC/PLLC					Firm's EIN ▶ 57-0381582	
	Firm's address ▶ 500 EAST MOREHEAD STREET, SUITE 700 CHARLOTTE, NC 28202					Phone no (704) 333-8881	

THE FULLERTON FOUNDATION

**Part IV** Capital Gains and Losses for Tax on Investment Income

(a) List and describe the kind(s) of property sold, e.g., real estate, 2-story brick warehouse; or common stock, 200 shs. MLC Co.	(b) How acquired P - Purchase D - Donation	(c) Date acquired (mo., day, yr.)	(d) Date sold (mo., day, yr.)
1a SCHEDULE K-1 NET ST GAINS	P	VARIOUS	VARIOUS
b SCHEDULE K-1 NET LT GAINS	P	VARIOUS	VARIOUS
c SCHEDULE K-1 NET SECTION 1231 LOSSES	P	VARIOUS	VARIOUS
d SCHEDULE K-1 DISPOSITION ADJUSTMENT	P	VARIOUS	VARIOUS
e UNIFIED MGMT	P	VARIOUS	VARIOUS
f BLACKROCK	P	VARIOUS	VARIOUS
g LAZARD	P	VARIOUS	VARIOUS
h PELICAN BAY	P	VARIOUS	VARIOUS
i MORGAN STANLEY	P	VARIOUS	VARIOUS
j ABBEY	P	VARIOUS	VARIOUS
k GOLDMAN MMLC	P	VARIOUS	VARIOUS
l			
m			
n			
o			

(a) Gross sales price	(f) Depreciation allowed (or allowable)	(g) Cost or other basis plus expense of sale	(h) Gain or (loss) (e) plus (f) minus (g)
a		30,333.	<30,333.>
b		37,325.	<37,325.>
c 9,776.			9,776.
d 147,601.			147,601.
e 7,954,024.		8,206,907.	<252,883.>
f 572,200.		596,997.	<24,797.>
g 77,000.		70,964.	6,036.
h 192,162.		243,506.	<51,344.>
i 2,570,078.		2,570,113.	<35.>
j 932,675.		944,000.	<11,325.>
k		720.	<720.>
l			
m			
n			
o			

Complete only for assets showing gain in column (h) and owned by the foundation on 12/31/69

(i) F.M.V. as of 12/31/69	(j) Adjusted basis as of 12/31/69	(k) Excess of col. (i) over col. (j), if any	(l) Losses (from col. (h)) Gains (excess of col. (h) gain over col. (k), but not less than "-0-")
a			<30,333.>
b			<37,325.>
c			9,776.
d			147,601.
e			<252,883.>
f			<24,797.>
g			6,036.
h			<51,344.>
i			<35.>
j			<11,325.>
k			<720.>
l			
m			
n			
o			

2 Capital gain net income or (net capital loss) { If gain, also enter in Part I, line 7 If (loss), enter "-0-" in Part I, line 7 }	2	<245,349.>
3 Net short-term capital gain or (loss) as defined in sections 1222(5) and (6): If gain, also enter in Part I, line 8, column (c). If (loss), enter "-0-" in Part I, line 8 }	3	N/A

## FORM 990-PF

## DIVIDENDS AND INTEREST FROM SECURITIES

## STATEMENT 1

SOURCE	GROSS AMOUNT	CAPITAL GAINS DIVIDENDS	(A) REVENUE PER BOOKS	(B) NET INVEST- MENT INCOME	(C) ADJUSTED NET INCOME
CASH DIVIDENDS -					
UNIFIED MGMT	623,951.	0.	623,951.	623,951.	
DIVIDENDS - AIP	48,307.	0.	48,307.	48,307.	
DIVIDENDS -					
BLACKROCK	11,311.	0.	11,311.	11,311.	
DIVIDENDS -					
BLACKSTONE ENERGY	5,811.	0.	5,811.	5,811.	
DIVIDENDS - CGA					
LAZARD	176,480.	0.	176,480.	176,480.	
DIVIDENDS -					
HAMILTON LANE	18,142.	0.	18,142.	18,142.	
DIVIDENDS -					
PELICAN BAY	48,814.	0.	48,814.	48,814.	
DIVIDENDS -					
PRIVATE EQUITY	79,209.	0.	79,209.	79,209.	
DIVIDENDS - SSB	47,126.	0.	47,126.	47,126.	
INTEREST - ALKEON	105,397.	0.	105,397.	105,397.	
INTEREST -					
BLACKROCK	89,994.	0.	89,994.	89,994.	
INTEREST - CGA					
LAZARD	80,932.	0.	80,932.	80,932.	
INTEREST - GOLDMAN					
MMLC	66.	0.	66.	66.	
INTEREST - PELICAN					
BAY	51,925.	0.	51,925.	51,925.	
INTEREST - U.S. -					
BLACKROCK	989.	0.	989.	989.	
INTEREST - UNIFIED					
MGMT	2.	0.	2.	2.	
K-1 DIVIDENDS -					
VARIOUS PTP					
INVESTMENTS	9,251.	0.	9,251.	9,251.	
K-1 INTEREST -					
VARIOUS PTP/ ALT.					
INVS.	21,422.	0.	21,422.	21,422.	
TO PART I, LINE 4	1,419,129.	0.	1,419,129.	1,419,129.	

FORM 990-PF	OTHER INCOME		STATEMENT 2
DESCRIPTION	(A) REVENUE PER BOOKS	(B) NET INVEST- MENT INCOME	(C) ADJUSTED NET INCOME
OTHER INCOME	29,272.	29,272.	
SCH K-1 OTHER LOSS - VARIOUS PTP INVESTMENTS	<52,130.>	<19,169.>	
EQUITY ADJUSTMENTS - MANAGED FUTURES	2,795.	2,795.	
SCH K-1 OTHER LOSS - VARIOUS PTP INVESTMENTS	<69,268.>	<69,268.>	
TOTAL TO FORM 990-PF, PART I, LINE 11	<89,331.>	<56,370.>	

FORM 990-PF	ACCOUNTING FEES			STATEMENT 3
DESCRIPTION	(A) EXPENSES PER BOOKS	(B) NET INVEST- MENT INCOME	(C) ADJUSTED NET INCOME	(D) CHARITABLE PURPOSES
ACCOUNTING FEES	17,578.	4,395.		13,184.
TO FORM 990-PF, PG 1, LN 16B	17,578.	4,395.		13,184.

FORM 990-PF	OTHER PROFESSIONAL FEES			STATEMENT 4
DESCRIPTION	(A) EXPENSES PER BOOKS	(B) NET INVEST- MENT INCOME	(C) ADJUSTED NET INCOME	(D) CHARITABLE PURPOSES
INVESTMENT MANAGEMENT FEES	144,488.	144,488.		0.
TO FORM 990-PF, PG 1, LN 16C	144,488.	144,488.		0.



## FORM 990-PF

## TAXES

## STATEMENT 5

DESCRIPTION	(A) EXPENSES PER BOOKS	(B) NET INVEST- MENT INCOME	(C) ADJUSTED NET INCOME	(D) CHARITABLE PURPOSES
FOREIGN TAXES	27,851.	27,851.		0.
FEDERAL PAYROLL TAXES	12,729.	3,182.		9,547.
STATE PAYROLL TAXES	17.	4.		13.
FOREIGN TAXES - SCH K-1S	545.	545.		0.
FEDERAL EXCISE TAXES	<15,377.>	0.		0.
TO FORM 990-PF, PG 1, LN 18	25,765.	31,582.		9,560.

## FORM 990-PF

## OTHER EXPENSES

## STATEMENT 6

DESCRIPTION	(A) EXPENSES PER BOOKS	(B) NET INVEST- MENT INCOME	(C) ADJUSTED NET INCOME	(D) CHARITABLE PURPOSES
SCHOLARSHIP EXPENSE	10,019.	0.		10,019.
DUES & SUBSCRIPTIONS	6,807.	1,702.		5,106.
OFFICE EXPENSE	11,081.	2,770.		8,310.
LIABILITY INSURANCE	8,613.	2,153.		6,460.
EMPLOYEE EXPENSE	60.	0.		0.
TELEPHONE	1,345.	336.		1,009.
WORKERS COMP	1,780.	445.		1,335.
UTILITIES	2,486.	622.		1,865.
MISCELLANEOUS	198.	50.		150.
SCH K-1 OTHER DEDUCTIONS - VARIOUS INVESTMENTS	36,450.	36,450.		0.
TO FORM 990-PF, PG 1, LN 23	78,839.	44,528.		34,254.

## FORM 990-PF

## OTHER INCREASES IN NET ASSETS OR FUND BALANCES

## STATEMENT 7

DESCRIPTION	AMOUNT
ADJUSTMENT FOR TIMING DIFFERENCES BETWEEN BOOKS AND TAX	34,923.
TOTAL TO FORM 990-PF, PART III, LINE 3	34,923.

## FORM 990-PF

## U.S. AND STATE/CITY GOVERNMENT OBLIGATIONS

## STATEMENT 8

DESCRIPTION	U.S. GOV'T	OTHER GOV'T	BOOK VALUE	FAIR MARKET VALUE
SEE ATTACHED STATEMENT 20	X		2,394,926.	2,425,336.
TOTAL U.S. GOVERNMENT OBLIGATIONS			2,394,926.	2,425,336.
TOTAL STATE AND MUNICIPAL GOVERNMENT OBLIGATIONS				
TOTAL TO FORM 990-PF, PART II, LINE 10A			2,394,926.	2,425,336.

## FORM 990-PF

## CORPORATE STOCK

## STATEMENT 9

DESCRIPTION	BOOK VALUE	FAIR MARKET VALUE
SEE ATTACHED STATEMENT 21	24,459,375.	27,852,468.
TOTAL TO FORM 990-PF, PART II, LINE 10B	24,459,375.	27,852,468.

## FORM 990-PF

## CORPORATE BONDS

## STATEMENT 10

DESCRIPTION	BOOK VALUE	FAIR MARKET VALUE
SEE ATTACHED STATEMENT 22	2,526,106.	2,602,364.
TOTAL TO FORM 990-PF, PART II, LINE 10C	2,526,106.	2,602,364.

## FORM 990-PF

## OTHER INVESTMENTS

## STATEMENT 11

DESCRIPTION	VALUATION METHOD	BOOK VALUE	FAIR MARKET VALUE
HEDGE FUND OF FUNDS/MANAGED FUTURES	COST	3,616,936.	3,468,068.
TOTAL TO FORM 990-PF, PART II, LINE 13		3,616,936.	3,468,068.

FORM 990-PF

PART VIII - LIST OF OFFICERS, DIRECTORS  
TRUSTEES AND FOUNDATION MANAGERS

STATEMENT 12

NAME AND ADDRESS	TITLE AND AVRG HRS/WK	COMPEN- SATION	EMPLOYEE BEN PLAN CONTRIB	EXPENSE ACCOUNT
HELEN B. ATWOOD P.O. BOX 2208 GAFFNEY, SC 29342-2208	DIRECTOR 0.25	4,000.	0.	0.
CHARLES F. HAMRICK II P.O. BOX 2208 GAFFNEY, SC 29342-2208	CHAIRMAN 1.00	4,000.	0.	0.
LYMAN W. HAMRICK P.O. BOX 2208 GAFFNEY, SC 29342-2208	SECRETARY 1.00	4,000.	0.	0.
W. CARLISLE HAMRICK P.O. BOX 2208 GAFFNEY, SC 29342-2208	TREASURER 1.00	4,000.	0.	0.
A. WARDLAW HAMRICK P.O. BOX 2208 GAFFNEY, SC 29342-2208	DIRECTOR 1.00	4,000.	0.	0.
ELAINE HAMRICK SHIELDS P.O. BOX 2208 GAFFNEY, SC 29342-2208	DIRECTOR 0.25	2,000.	0.	0.
THOMAS J. BADEN P.O. BOX 2208 GAFFNEY, SC 29342-2208	DIRECTOR 0.25	4,000.	0.	0.
PACE H. BEATTIE P.O. BOX 2208 GAFFNEY, SC 29342-2208	DIRECTOR 0.25	4,000.	0.	0.
MARY CARLISLE BENSON P.O. BOX 2208 GAFFNEY, SC 29342-2208	DIRECTOR 0.25	3,000.	0.	0.
ELIZABETH H. FREEMAN P.O. BOX 2208 GAFFNEY, SC 29342-2208	DIRECTOR 0.25	2,000.	0.	0.

THE FULLERTON FOUNDATION57-0847444

ANSLEY H. CHEATHAM  
P.O. BOX 2208  
GAFFNEY, SC 29342-2208

ADVISOR  
0.25

800.

0.

0.

CATHERINE H. HAMPTON  
P.O. BOX 2208  
GAFFNEY, SC 29342-2208

ADVISOR  
0.25

700.

0.

0.

CHARLES F. HAMRICK III  
P.O. BOX 2208  
GAFFNEY, SC 29342-2208

ADVISOR  
0.25

400.

0.

0.

CHRIS M. STEED  
P.O. BOX 2208  
GAFFNEY, SC 29342-2208

EXECUTIVE DIRECTOR  
40.00

142,278. 12,641.

0.

FRANCES R. ROSS  
P.O. BOX 2208  
GAFFNEY, SC 29342-2208

DIRECTOR  
0.25

0.

0.

0.

TOTALS INCLUDED ON 990-PF, PAGE 6, PART VIII

179,178.12,641.0.

**THE FULLERTON FOUNDATION**

**57-0847444**

Form 990-PF, Part XV, Line 2(b)

Initial letter of application should be brief and contain background of grant requester, purpose of the grant, general financial information and documentation of Section 501(c)(3) federal tax exempt status.

Form 990-PF, Part XV, Line 2(d)

Geographical Primarily Upstate South Carolina and Western North Carolina. Primary field of interest is health care and medicine.



Greenwood Genetic Center Greenwood, SC	Public Charity	Enhancing the efficiency and cost-effectiveness of genomic sequencing through the installation of SC's first NovaSeq instrument	\$ 100,000 00
Know(2) Gaffney, SC	Public Charity	Challenge grant to underwrite cost of dedicated development director and support project sustainability	\$ 15,000 00
Project Hope Foundation Woodruff, SC	Public Charity	Expansion funding for supported and customized employment programs for individuals with Autism Spectrum Disorder	\$ 80,000 00
ReGenesis Health Care Spartanburg, SC	Public Charity	Seed funding to hire two full-time behavioral health therapists in Cherokee County	\$ 45,832 00
Senior Centers of Cherokee County Gaffney, SC	Public Charity	Support continued growth of Cherokee County's free medical clinic by underwriting various operating costs	\$50,000 00
S C Institute of Medicine and Public Health Columbia, SC	Public Charity	Policy brief on licensure, credentialing and reciprocity for behavioral health clinicians in S C	\$ 10,000 00
South Carolina Office of Rural Health Lexington, SC	Public Charity	Implementation of the SC Rural Health Action Plan	\$ 50,000 00
Spartanburg Regional Hospital Foundation Spartanburg, SC	Public Charity	To purchase and equip a second mobile mammography unit to serve Spartanburg, Cherokee and Union Counties	\$ 50,000 00
United Way of South Carolina Columbia, SC	Public Charity	SC Counts 2020 Census Initiative	\$ 5,000 00
University of North Carolina School of Medicine - Chapel Hill, NC	Government	Expanding UNC's accelerated medical pathway (FIRST) for family medicine physicians to the school's Asheville campus	\$ 101,005 00
University of North Carolina School of Medicine - Chapel Hill, NC	Government	Pilot project establishing a Level 1 Maternity Unit in a rural hospital to address disparities in infant and maternal morbidity and mortality	\$ 50,000 00
USC Arnold School of Public Health Columbia, SC	Government	Creation of a Community Health Worker Institute to address various public health issues facing vulnerable populations in SC	\$ 50,000 00
USC School of Medicine Greenville Greenville, SC	Government	The development of a novel functional outcome model to reduce stroke care inequity	\$ 38,000 00
WelVista Columbia, SC	Public Charity	Establish community patient advocacy program for Cherokee, York, Union, Chester, Lancaster, Fairfield and Kershaw Counties	\$ 50,000 00
TOTAL PAID IN CURRENT YEAR			<u>\$ 1,619,557.00</u>

EIN: 57-0847444  
SCHEDULE OF INVESTMENTS  
11/30/2019

DESCRIPTION	INTEREST RATE	MATURITY DATE	QUANTITY	TOTAL COST	MARKET VALUE
<b><u>U.S. GOVERNMENT AND U.S. GOVERNMENT AGENCY OBLIGATIONS</u></b>					
UNITED STATES TREASURY NOTE CPN	2 625	08/15/2020	130,000.000	130,977.81	130,847.60
UNITED STATES TREASURY NOTE CPN	2 625	02/15/2029	145,000.000	146,527.94	155,426.95
UNITED STATES TREASURY NOTE CPN	3 500	05/15/2020	122,000.000	123,106.14	123,005.28
UNITED STATES TREASURY NOTE CPN	1 750	05/31/2022	115,000.000	110,638.28	115,400.20
UNITED STATES TREASURY NOTE CPN	2 000	02/15/2025	55,000.000	55,853.83	55,934.45
UNITED STATES TREASURY NOTE CPN	2 250	02/15/2027	116,000.000	115,320.59	120,091.32
UNITED STATES TREASURY NOTE CPN	1 625	05/15/2026	223,000.000	219,343.14	221,806.95
UNITED STATES TREASURY NOTE CPN	2 000	11/30/2022	101,000.000	101,134.69	102,152.41
UNITED STATES TREASURY NOTE CPN	1 625	11/30/2020	160,000.000	160,084.54	159,881.60
UNITED STATES TREASURY NOTE CPN	2 375	05/15/2027	20,000.000	19,915.66	20,900.80
UNITED STATES TREASURY NOTE CPN	1 875	04/30/2022	77,000.000	74,482.56	77,466.62
UNITED STATES TREASURY NOTE CPN	1 375	03/31/2020	154,000.000	153,615.31	153,842.92
UNITED STATES TREASURY NOTE CPN	1 500	08/15/2020	75,000.000	73,998.15	74,912.25
UNITED STATES TREASURY NOTE CPN	1 500	05/31/2020	274,000.000	273,925.47	273,764.36
UNITED STATES TREASURY NOTE CPN	2 625	02/28/2023	69,000.000	69,248.16	71,196.96
UNITED STATES TREASURY NOTE CPN	1 375	10/31/2020	150,000.000	148,845.90	149,560.50
UNITED STATES TREASURY NOTE CPN	2 500	01/31/2021	85,000.000	85,009.98	85,773.50
<b>TOTAL</b>				<b>2,062,028.15</b>	<b>2,091,964.67</b>
<b><u>FEDERAL AGENCIES</u></b>					
FEDERAL NATIONAL MTG ASSN POOL MA3026	3 500	05/01/2047	155,000.000	118,501.97	119,316.40
FHLMC 15 YR GOLD SD8001	3 500	07/01/2049	75,000.000	72,863.67	72,958.27
FHLMC 30 YR GOLD G08764	4 500	05/01/2047	123,285.000	76,496.68	75,016.43
				<b>267,862.32</b>	<b>267,291.10</b>
<b><u>SOVEREIGN SECURITIES</u></b>					
MEXICO GOVERNMENT INTERNATIONAL BOND CPN	3 625	03/15/2022	64,000.000	65,035.65	66,080.00
<b>GRAND TOTAL</b>				<b>2,394,926.12</b>	<b>2,425,335.77</b>



**FULLERTON FOUNDATION**  
**EIN: 57-0847444**  
**SCHEDULE OF INVESTMENTS**  
**11/30/2019**

NAME	QUANTITY	TOTAL COST	MARKET VALUE
<b><u>EQUITIES</u></b>			
AAC TECHNOLOGIES HLDG INC	3,898 000	35,556.47	27,169.06
ABBOTT LABORATORIES	412.000	33,749.73	35,205.40
ACCENTURE PLC IRELAND CL A	307.000	36,400.12	61,756.12
ACCOR S A SPONS ADR NEW	5,285.000	45,636.11	45,186.75
ACS ACTIV DE CONSTRU Y SERV	5,534.000	34,901.38	42,833.16
ADIDAS AG	284.000	33,232.19	44,318.20
ADOBE INC	247.000	28,233.26	76,453.91
AERCAP HOLDINGS N.V.	793.000	33,577.88	49,015.33
AIA GROUP LTD SPON ADR	3,644.000	102,590.27	145,832.88
AIR LIQUIDE ADR	932.000	18,210.15	25,233.90
AIRBUS SE UNSPONSORED ADR	1,369.000	25,872.75	50,310.75
ALFA LAVAL AB-UNSPONS ADR	1,185.000	21,630.29	29,026.59
ALIGN TECHNOLOGY	141.000	23,028.22	39,104.94
ALLERGAN PLC SHS	805 000	142,159.14	148,876.70
ALLIANZ SE ADS	3,032.000	56,250.77	72,343.52
ALLSTATE CORP	498.000	44,415.33	55,452.30
ALPHABET INC CL A	73 000	55,767.18	95,198.57
ALPHABET INC CL C	128.000	115,345.59	167,034.88
AMADEUS IT GROUP S.A ADR	448.000	35,719.89	35,647.36
AMBEV S A SPONSORED ADR	11,815.000	56,965.75	49,741.15
AMER INTL GP INC NEW	2,211.000	112,860.74	116,431.26
AMEREN CORP (HLDG CO)	572.000	32,272.18	42,516.76
AMERICA MOVIL SA DE CV ADR L	3,219.000	52,690.87	49,218.51
AMERICAN CAMPUS CMMTYS INC	663.000	32,082.30	31,850.52
ANGLO AMERN PLC SPONSORED ADR	3,664.000	47,270.65	48,474.72
ANHUI CONCH CEMENT ADR	1,091.000	30,966.06	34,904.37
ARCHER DANIELS MIDLAND	1,700.000	69,435.14	72,981.00
ASM PACIFIC	851.000	27,796.73	33,478.34
ASML HOLDING NV NY REG NEW	208 000	39,258.72	56,288.96
AT&T INC	1,300.000	52,981.50	48,594.00
ATLAS COPCO AS A ADR A NEW	1,860.000	42,692.18	67,890.00
AUTOMATIC DATA PROCESSING INC	240.000	21,338.76	40,987.20
AUTOZONE INC	31.000	15,849.91	36,515.52
AXA ADS	1,792.000	41,950.61	48,590.09
AXALTA COATING SYSTEMS LTD.	4,437.000	131,754.75	126,321.39
BAE SYS PLC SPON ADR	1,920.000	61,521.57	57,177.60
BAIDU INC ADS	569.000	103,031.37	67,443.57
BANCO BILBAO VIZ ARG SA ADS	9,386 000	66,656.74	49,088.78
BANCO DO BRASIL SA SPON ADR	4,732.000	51,591.91	53,045.72
BASF SE SP ADR	2,717.000	60,884.30	50,835.07
BB SEGURIDADE PARTICIPACOES	3,490.000	29,984.89	28,373.70
BERKLEY W R CORP	1,720.000	66,331.19	116,960.00
BERKSHIRE HATHAWAY CL-B NEW	548.000	89,407.50	120,724.40

BIDVEST GROUP LTD SPONS ADR	746.000	19,475.90	20,873.08
BLACK KNIGHT INC	1,986.000	96,936.91	125,137.86
BOOKING HOLDINGS INC	17.000	24,114.02	32,368.51
BRISTOL MYERS SQUIBB CO	1,300.000	72,345.00	74,022.00
BROOKFIELD ASSET MGMT CL A LTD	2,374.000	102,050.94	138,665.34
CANADIAN NATL RAILWAY CO	528.000	33,178.04	48,095.52
CAPGEMINI S E UNSPONSORED ADR	2,000.000	47,978.55	47,232.00
CARLSBERG AS	1,718.000	30,787.26	49,598.66
CERNER CORP	1,566.000	83,610.10	112,109.94
CHECK POINT SOFTWARE TECH LTD	632.000	59,663.72	74,500.16
CHINA CONSTRUCTION BANK CORP	5,208.000	85,343.21	82,442.64
CHINA MERCHANTS BK CO LTD UNSP	1,266.000	29,827.00	30,007.37
CHINA MOBILE LTD	2,225.000	111,559.09	83,949.25
CHINA SHENHUA ENERGY LTD ADR	3,692.000	33,547.12	28,317.64
CHUGAI PHARMACEUTIC UNSP ADR	261.000	34,123.63	45,637.81
CIELO SA SPONSORED ADR NEW	7,748.000	40,121.01	13,791.44
CISCO SYS INC	1,300.000	40,438.19	58,903.00
CITIGROUP INC NEW	1,200.000	59,949.00	90,144.00
CMS ENERGY CP	896.000	41,742.93	54,924.80
CNOOC LTD ADS	208.000	28,480.84	30,205.76
COCA COLA CO	1,300.000	57,024.50	69,420.00
COMMERCIAL INTL BNK LTD SP ADR	6,902.000	28,046.27	33,336.66
COMPAGNIE FIN RICHEMONTAG ADR	15,332.000	107,873.90	115,748.94
CVS HEALTH CORP COM	1,200.000	69,279.16	90,324.00
DANONE SPONSORED ADR	4,194.000	66,954.47	68,865.48
DASSAULT SYSTEMS SA ADS	315.000	30,583.26	49,788.90
DBS GROUP HOLDINGS LTD SP	1,436.000	76,288.26	105,761.40
DELTA AIR LINES INC NEW	1,916.000	108,585.37	109,805.96
DENTSU INC UNSPON ADR	632.000	27,350.00	22,941.60
DEUTSCHE BOERSE AG UNSPON ADR	3,214.000	34,439.78	49,142.06
DEUTSCHE POST AG SPONSORED ADR	1,456.000	54,056.22	54,219.26
DIAGEO PLC SPON ADR NEW	938.000	132,883.14	153,306.72
DIAMONDBACK ENERGY INC	366.000	37,565.23	28,306.44
DNB ASA SPONSORED ADR	2,560.000	41,703.78	42,726.40
DOLBY CLA A COM STK	588.000	36,682.14	40,501.44
DOLLAR GEN CORP NEW COM	310.000	21,466.39	48,781.60
DUKE REALTY CORP	1,936.000	55,597.66	68,108.48
E.ON SE	4,802.000	44,019.50	50,132.88
ENBRIDGE INC	1,128.000	41,205.34	42,864.00
ENERGY TRANSFER LP COM UT LTD	13,365.000	213,764.94	157,840.65
ENGIE SPONS ADR	3,131.000	48,394.97	49,219.32
ENN ENERGY HOLDINGS LTD UNSPON	517.000	15,173.72	22,556.71
ENTERPRISE PROD PRTRNS L.P.	6,417.000	160,763.94	168,895.44
EPIROC AKTIEBOLAG ADR	2,402.000	22,631.87	27,997.71
ESSILORLUXOTTICA ADR	742.000	44,725.50	57,638.56
EXPEDIA GROUP INC	383.000	47,796.22	38,935.78
EXXON MOBIL CORP	800.000	70,032.00	54,504.00
FACEBOOK INC CL-A	415.000	54,973.09	83,680.60
FANUC CORPORATION UNSP ADR	3,933.000	71,506.60	74,992.51
FASTENAL CO	2,856.000	64,610.44	101,445.12
FMC CORP NEW	573.000	44,225.63	56,131.08
FOMENTO ECONOMICO MEXICANO	392.000	34,566.72	35,644.56

FUCHS PETROLUB AG UNSPON ADR	2,140.000	25,985.74	22,940.80
GALP ENERGIA SA LISBOA ADR	2,788.000	22,299.26	22,605.10
GARTNER INC	256.000	24,906.72	41,077.76
GENUINE PARTS CO	477.000	46,465.63	49,784.49
GRIFOLS SA ADR	393.000	8,008.41	8,991.84
HANOVER INSURANCE GROUP INC	289.000	26,612.54	39,283.77
HDFC BANK LTD ADR	494.000	22,168.68	30,504.50
HEALTHCARE TR AMER INC CL A	1,637.000	46,862.49	49,682.95
HENGAN INTL GROUP CO LTD ADR	975.000	40,626.22	32,009.34
HITACHI 10 COM NEW ADR	656.000	44,396.44	51,627.20
HOST HOTEL & RESORTS INC	1,911.000	34,653.62	33,423.39
HSBC HOLDINGS PLC SPON ADR NEW	2,685.000	109,148.74	100,043.10
ICICI BANK LTD	2,829.000	22,663.59	39,860.61
ILL TOOL WORKS INC	741.000	81,278.10	129,178.53
INDUSTRIA DE DISENO TEXTIL IND	3,223.000	49,840.06	50,149.88
INFINEON TECHNOLOGIES AG	3,746.000	74,542.47	79,864.72
INFOSYS LIMITED ADR	4,934.000	42,753.86	48,501.22
INTEL CORP	1,600.000	59,249.75	92,880.00
INTL BUSINESS MACHINES CORP	800.000	123,889.12	107,560.00
ITAU UNIBANCO MULTIPLE ADR	2,933.000	13,203.75	23,874.62
JACOBS ENGINEERING GROUP INC	471.000	24,617.95	43,374.39
JOHNSON & JOHNSON	1,100.000	131,109.00	151,239.00
JOHNSON CTLS INTL PLC	1,800.000	71,208.26	77,094.00
JULIUS BAER GROUP LTD UN ADR	5,392.000	47,971.83	50,253.44
KASIKORNBANK PUB CO LTD UNSPON	922.000	22,278.32	18,744.26
KB FINANCIAL GRP INC SONS ADR	1,147.000	55,714.90	44,744.47
KEYCORP NEW	1,697.000	30,642.73	32,904.83
KIMBERLY CLARK SPON ADR	1,845.000	18,334.20	17,453.70
KINDER MORGAN INCORP	2,305.000	41,042.02	45,201.05
KIRBY CP	639.000	52,328.93	53,912.43
KOC HLDG AS UNSPON ADR	1,796.000	33,145.30	31,214.48
KOMATSU LTD SPON ADR NEW	786.000	21,449.63	18,416.06
KUBOTA CP ADR	469.000	35,505.55	36,230.25
L OREAL CO ADR	1,154.000	45,405.77	65,847.24
LAMB WESTON HLDGS INC COM	451.000	33,534.96	37,874.98
LIFE HEALTHCARE GRP HLDGS LTD	3,091.000	20,476.84	20,246.35
LINCOLN NTL CORP IND	689.000	48,754.12	40,685.45
LINDE PLC	241.000	37,899.11	49,696.61
LLOYDS BANKING GROUP PLC	17,390.000	55,891.05	53,909.00
LONZA GROUP AG ZUERICH ADR	1,205.000	31,424.24	40,885.65
LOWES COMPANIES INC	1,016.000	82,286.73	119,186.96
M&T BANK CORP	124.000	19,641.29	20,427.76
MAGELLAN MIDSTREAM PARTNERS LP	2,444.000	161,217.58	142,900.68
MARKEL CORP (HOLDING CO)	104.000	91,109.78	118,097.20
MASTERCARD INC CL A	556.000	50,407.08	162,479.88
MERCK & CO INC NEW COM	1,200.000	76,054.32	104,616.00
METLIFE INCORPORATED	1,300.000	47,770.69	64,883.00
MICROSOFT CORP	695.000	43,499.56	105,209.10
MID AMER APART COMM INC	352.000	35,235.84	47,910.72
MOBILE TELESYSTEMS PJSC	2,174.000	17,473.61	20,522.56
MONDI PLC ADR	566.000	24,590.07	25,113.42
MPLX LP COM UNIT REP LTD	4,558.000	153,150.51	107,796.70

MSCI INC COM	106.000	24,497.75	27,474.14
MURATA MANUFACTURING CO LTD	3,402.000	41,840.24	49,158.90
NEDBANK GRP LTD SPON ADR	1,227.000	20,644.42	18,171.99
NESTLE SPON ADR REP REG SHR	1,310.000	99,521.87	136,161.40
NETEASE.COM INC ADS	244.000	66,860.03	76,938.08
NIKE INC B	510.000	30,043.47	47,679.90
NORDEA BANK ABP SPON ADR	6,277.000	65,595.28	44,001.77
NOVOZYMES A/S UNSPONS APR	447.000	23,186.56	21,339.78
NUTRIEN LTD	851.000	46,167.60	40,354.42
NXP SEMICONDUCTORS NV	1,653.000	131,750.09	191,053.74
ONEOK INC	803.000	43,385.81	57,053.15
ORACLE CORP	2,155.000	91,384.44	120,981.70
O'REILLY AUTOMOTIVE INC NEW	106.000	21,580.60	46,881.68
OTSUKA HOLDINGS CO LTD UNS ADR	2,542.000	50,073.04	55,288.50
PAYPAL HLDGS INC COM	364.000	13,654.03	39,315.64
PEMBINA PIPELINE CORP COM	997.000	33,473.77	34,895.00
PEPSICO INC NC	863.000	85,790.15	117,221.29
PFIZER INC	2,000.000	72,918.80	77,040.00
PHILLIPS 66 PARTNERS LP	1,237.000	64,768.65	68,938.01
PING AN INSURANCE ADR	1,781.000	39,669.11	40,535.56
PINNACLE FINCL PARTNERS INC	595.000	40,801.47	36,544.90
PIONEER NATURAL RESOURCES CO	236.000	35,068.37	30,170.24
PJSC GAZPROM SPON ADR	2,827.000	11,542.98	22,418.11
PJSC LUKOIL SPONSORED ADR	856.000	59,209.15	81,559.68
PLAINS ALL AMERICAN PIPLIN L P	4,251.000	99,660.92	73,967.40
PLAINS GP HLDGS L P	1,708.000	39,029.25	29,838.76
PLDT INC ADR	680.000	16,431.61	14,728.80
PROCTER & GAMBLE	1,300.000	113,356.10	158,678.00
PROSUS N V SPONSORED ADR	5,192.000	76,305.34	70,715.04
PT ASTRA INTERNATIONAL TBK ADR	3,606.000	40,891.46	32,814.60
PT BK MANDIRI PERSERO TBK UNSP	4,269.000	42,145.99	41,622.75
PT TELEKOMUNIKASI INDONESIA	1,049.000	32,148.80	29,025.83
PUBLIC SERVICE ENTERPRISE GP	827.000	38,416.18	49,049.37
QUEST DIAGNOSTICS INC	451.000	45,211.66	48,054.05
RALPH LAUREN CORP CL A	205.000	18,832.24	22,004.70
REGENERON PHARM	86.000	32,213.96	31,734.00
REPSOL SA SPON ADR	2,999.000	55,201.80	46,964.34
RIO TINTO PLC SPON ADR	397.000	24,713.51	21,660.32
ROCHE HOLDINGS ADR	3,544.000	114,030.17	136,692.08
ROCKWELL AUTOMATION INC	192.000	31,669.44	37,601.28
ROLLS ROYCE HOLDINGS PLC	4,502.000	53,773.95	41,607.48
ROYAL DSM NV SPONSORED ADR	2,397.000	47,164.59	76,840.63
ROYAL DUTCH SHELL PLC	799.000	42,876.47	45,934.51
ROYAL DUTCH SHELL PLC CL B	590.000	27,441.05	33,989.90
RWE AG SPONSORED ADR	1,652.000	45,239.37	49,047.88
SALESFORCE.COM, INC.	142.000	22,607.31	23,130.38
SANDS CHINA LTD UNSPONSORE ADR	921.000	47,768.71	43,683.03
SANLAM LTD ADR	1,676.000	18,099.65	17,665.04
SAP AG	1,286.000	129,780.81	174,831.70
SASOL LTD SPON ADR	644.000	19,020.39	11,611.32
SBERBANK RUSSIA SPONSORED ADR	3,170.000	37,748.83	46,282.00
SCHLUMBERGER LTD	2,292.000	152,810.45	82,970.40

SCHNEIDER ELEC SA UNSP ADR	1,536.000	29,906.44	29,537.28
SERVICENOW INC	89.000	22,666.01	25,190.56
SGS SA ADR	934.000	23,823.35	24,333.04
SHELL MIDSTREAM PARTNERS L P	2,192.000	67,114.33	43,094.72
SHINHAN FINANCIAL GROUP CO LTD	842.000	36,856.54	31,255.04
SHOPRITE HLDGS LTD SPONSORED A	1,295.000	18,238.33	11,214.83
SIEMENS HEALTHINEERS AG ADR	2,207.000	45,806.95	53,519.75
SMITH & NEPHEW PLC ADR	1,075.000	36,773.42	48,138.50
SNAP-ON INC	283.000	42,559.56	45,410.18
SONOVA HLDG AG UNSP ADR	799.000	23,430.70	36,514.30
STANDARD BANK GROUP LTD SPON	1,758.000	22,483.76	19,724.76
STARBUCKS CORP WASHINGTON	1,286.000	71,955.48	109,862.98
STRYKER CORP	448.000	60,532.26	91,777.28
SYMRISE AG UNSPONS ADR	1,430.000	22,887.52	34,606.00
SYNCHRONY FINANCIAL	658.000	20,226.79	24,615.78
SYSMEX CORP UNSPON ADR	923.000	23,627.50	31,986.57
TAIWAN SMCNDCR MFG CO LTD ADR	3,198.000	101,338.84	169,781.82
TALLGRASS ENERGY GP LP CL A	1,733.000	38,070.38	31,038.03
TC ENERGY CORP	1,070.000	54,540.48	54,495.10
TENCENT HLDGS LTD UNSPON ADR	745.000	32,312.71	31,401.75
TERADATA CORP	1,107.000	42,681.35	29,401.92
TERNIUM S.A. ADR	784.000	21,389.10	16,903.04
THERMO FISHER SCIENTIFIC	313.000	47,713.19	98,266.35
TJX COS INC NEW	2,152.000	84,177.24	131,551.76
TOLL BROTHERS	463.000	18,236.51	18,598.71
UNICHARM CORP UNSPON ADR	3,486.000	22,422.49	22,868.16
UNILEVER NV NY SH NEW	425.000	25,244.32	25,308.75
UNILEVER PLC (NEW) ADS	544.000	24,479.61	32,362.56
UNITED TECHNOLOGIES CORP	828.000	95,372.60	122,825.52
UNIVERSAL HEALTH SERVICES B	311.000	39,850.48	43,381.39
VERIZON COMMUNICATIONS	1,300.000	68,103.23	78,312.00
VISA INC CL A	502.000	40,996.73	92,624.02
VODACOM GROUP LIMITED	2,588.000	32,375.96	21,092.20
VULCAN MATERIALS CO	348.000	43,827.95	49,370.76
WALMART INC	1,300.000	94,207.23	154,817.00
WEICHAI PWR CO LTD UNSPON ADR	4,864.000	44,234.26	66,490.88
WESTERN MIDSTREAM PARTNERS L P	3,341.000	109,033.29	59,235.93
WILLIAMS CO INC	992.000	31,535.68	22,538.24
YANDEX N.V. A	751.000	20,133.41	31,519.47
ZOETIS INC CLASS-A	545.000	40,509.26	65,683.40

**TOTAL**

**12,300,315.40**

**14,236,412.93**

**MUTUAL FUNDS**

ACAP STRATEGIC INTERVAL COMMON	70,689.228	1,189,993.79	1,292,832.82
BLACKROCK BATS: SERIES A PTF	25,562.000	260,221.16	257,664.96
BLACKROCK BATS: SERIES M PTF	59,115.000	567,640.06	576,962.40
LAZARD GLB LSTD INFR	105,780.101	1,550,278.50	1,637,475.96
LORD ABBETT SHT DURATION INC F	305,429.761	1,274,645.97	1,285,859.30
MATTHEWS ASIAN JAPAN INV	31,248.400	607,337.62	718,088.23
VIRTUS VONTOBEL EMRG MKT OPP I	128,416.003	1,307,243.77	1,433,122.60

WESTERN ASSET MACRO OPPORT I	117,021.772	1,336,388.64	1,390,218.65
MSILF PRIME PTF INST	168,793.955	168,912.11	168,912.11
<b>TOTAL</b>		<b>8,262,661.62</b>	<b>8,761,137.03</b>

**EXCHANGE-TRADED & CLOSED END FUNDS**

ISHARES CORE S&P 500 ETF	13,771.000	3,394,779.96	4,352,462.26
ISHARES FLOATING RATE BD ETF	9,854.000	501,617.87	502,455.46
<b>TOTAL</b>		<b>3,896,397.83</b>	<b>4,854,917.72</b>
<b>GRAND TOTAL</b>		<b>24,459,374.85</b>	<b>27,852,467.68</b>

FULLERTON FOUNDATION  
EIN: 57-0847444  
SCHEDULE OF INVESTMENTS  
11/30/2019

DESCRIPTION	INTEREST RATE	MATURITY DATE	QUANTITY	TOTAL COST	MARKET VALUE
<b>CORPORATE BONDS</b>					
ALABAMA POWER CO CPN	5.875	12/01/2022	75,000.000	80,149.37	82,702.50
AMERICAN EXPRESS CO CPN	3.700	08/03/2023	40,000.000	40,132.98	42,052.00
AMERICAN EXPRESS CREDIT CORP CPN	2.200	03/03/2020	56,000.000	56,020.03	56,019.60
AT&T INC CPN	2.450	06/30/2020	105,000.000	103,429.75	105,155.40
BANK OF AMERICA CORP CPN	5.625	07/01/2020	95,000.000	96,254.50	96,935.15
BANK OF AMERICA CORP CPN	3.248	10/21/2027	41,000.000	39,311.21	42,745.78
BANK OF MONTREAL CPN	3.100	04/13/2021	45,000.000	44,842.05	45,711.45
BERKSHIRE HATHAWAY FINANCE CORP CPN	3.000	05/15/2022	75,000.000	73,628.20	77,046.75
BERKSHIRE HATHAWAY INC CPN	3.125	03/15/2026	50,000.000	49,939.50	52,678.50
BP CAPITAL MARKETS AMERICA INC CPN	3.410	02/11/2026	55,000.000	55,058.65	58,137.20
BRANCH BANKING & TRUST CO CPN	2.625	01/15/2022	95,000.000	95,149.48	96,151.40
CATERPILLAR INC CPN	3.900	05/27/2021	65,000.000	67,053.50	66,848.60
CHEVRON CORP CPN	3.191	06/24/2023	100,000.000	100,151.15	104,122.00
COMCAST CORP CPN	3.450	10/01/2021	65,000.000	65,016.50	66,812.20
CVS HEALTH CORP CPN	3.500	07/20/2022	52,000.000	53,024.04	53,688.44
DEERE & CO CPN	2.600	06/08/2022	80,000.000	76,732.80	81,340.80
DUPONT DE NEMOURS INC CPN	3.766	11/15/2020	71,000.000	71,110.40	72,169.37
ENTERPRISE PRODUCTS OPERATING LLC CPN	3.750	02/15/2025	52,000.000	53,012.25	55,266.12
EXXON MOBIL CORP CPN	3.176	03/15/2024	100,000.000	101,449.71	104,963.00
GENERAL MOTORS FINANCIAL CO INC CPN	3.450	01/14/2022	65,000.000	64,236.90	66,265.55
GOLDMAN SACHS GROUP INC CPN	5.250	07/27/2021	76,000.000	78,690.07	79,868.40
JOHNSON & JOHNSON CPN	3.550	05/15/2021	50,000.000	50,883.85	51,256.00
JPMORGAN CHASE & CO FXD TO	3.540	05/01/2028	44,000.000	44,352.00	46,655.40
KINDER MORGAN ENERGY PARTNERS LP CPN	3.950	09/01/2022	49,000.000	49,968.26	50,930.11
MARSH & MCLENNAN COS INC CPN	4.375	03/15/2029	48,000.000	48,438.51	54,365.76
MCDONALD'S CORP CPN	2.750	12/09/2020	50,000.000	50,131.79	50,399.50
METLIFE INC CPN	3.600	04/10/2024	49,000.000	50,297.40	51,955.19
MICROSOFT CORP CPN	2.375	05/01/2023	70,000.000	66,756.35	71,323.00
NORTHROP GRUMMAN CORP CPN	2.550	10/15/2022	70,000.000	67,669.70	70,984.90
ORACLE CORP CPN	2.800	07/08/2021	79,000.000	79,757.92	80,211.86
SUNTRUST BANKS INC CPN	2.700	01/27/2022	55,000.000	55,051.88	55,605.00
TOYOTA MOTOR CREDIT CORP CPN	3.400	09/15/2021	100,000.000	101,579.66	102,732.00
UNITED TECHNOLOGIES CORP CPN	3.650	08/16/2023	40,000.000	40,123.60	42,165.20
VERIZON COMMUNICATIONS INC CPN	5.150	09/15/2023	90,000.000	97,254.11	100,130.40
VERIZON COMMUNICATIONS INC CPN	4.600	04/01/2021	52,000.000	53,270.17	53,791.92
VIRGINIA ELECTRIC & POWER CO CPN	2.950	01/15/2022	75,000.000	75,728.36	76,247.25
WALMART INC CPN	3.400	06/26/2023	55,000.000	55,200.37	57,739.00
WELLS FARGO & CO CPN	3.550	09/29/2025	75,000.000	75,248.61	79,191.75
<b>TOTAL</b>				<b>2,526,105.58</b>	<b>2,602,364.45</b>

THE FULLERTON FOUNDATION, INC.  
GRANTS TO BE PAID IN FUTURE YEARS

GRANTEE	FOUNDATION STATUS	PURPOSE	AMOUNT
<b>2020</b>			
Anderson University Anderson, SC	Public Charity	Equipment and support for the doctor of physical therapy and nurse practitioner programs at the University Center in Greenville	\$ 50,000.00
American Cancer Society North Charleston, SC	Public Charity	Support of SC HPV Cancer Free program in partnership with Federally Qualified Health Centers in the Upstate of SC	\$ 25,000.00
Blue Ridge Health Hendersonville, NC	Public Charity	Purchase three bedside point of care ultrasounds for use at FQHC clinic sites in Henderson, Polk and Haywood Counties	\$ 25,000.00
Boys and Girls Clubs of the Upstate Spartanburg, SC	Public Charity	The Great Futures Plan to establish three new Boys & Girls Clubs in Cherokee Co. Elementary Schools	\$ 50,000.00
Cherokee Historical and Preservation Society Gaffney, SC	Public Charity	Funding for the museum's Phase III 'Kid's Discovery Zone and Sports Hall of Fame	\$ 50,000.00
Cherokee County Meals on Wheels Gaffney, SC	Public Charity	Support of a \$1.37 million capital campaign to fund the construction of a new facility for the organization on its existing site	\$ 100,000.00
Converse College Spartanburg, SC	Public Charity	Partnership between Converse College and EMERGE Family Therapy to expand the current graduate level LMFT program to the University Ctr. in Greenville, SC	\$ 30,000.00
Duke University Medical Center Durham, NC	Public Charity	Pilot Bridges to Excellence Program that will facilitate diverse students' transition between college and medical school	\$ 100,000.00
Fullerton Medical Scholarship Program Gaffney, SC	Public Charity	To assist medical students in medical schools in NC and SC	\$ 173,500.00
Fullerton Nurse Practitioner Scholarship Program Gaffney, SC	Public Charity	To assist Nurse Practitioners with tuition	\$ 41,000.00
Greenwood Genetic Center Greenwood, SC	Public Charity	Enhancing the efficiency and cost-effectiveness of genomic sequencing through the installation of SC's first NovaSeq instrument	\$ 100,000.00
Project Hope Foundation Woodruff, SC	Public Charity	Expansion funding for supported and customized employment programs for individuals with Autism Spectrum Disorder	\$ 80,000.00
Spartanburg Regional Hospital Foundation Spartanburg, SC	Public Charity	To purchase and equip a second mobile mammography unit to serve Spartanburg, Cherokee and Union Counties	\$ 50,000.00
University of North Carolina School of Medicine - Chapel Hill, NC	Government	Pilot project establishing a Level 1 Maternity Unit in a rural hospital to address disparities in infant and maternal morbidity and mortality	\$ 50,000.00
USC School of Medicine Greenville Greenville, SC	Government	The development of a novel functional outcome model to reduce stroke care inequity	\$ 38,000.00
USC Arnold School of Public Health Columbia, SC	Government	Creation of a Community Health Worker Institute to address various public health issues facing vulnerable populations in SC	\$ 50,000.00
<b>2021</b>			
Anderson University Anderson, SC	Public Charity	Equipment and support for the doctor of physical therapy and nurse practitioner programs at the University Center in Greenville	\$ 50,000.00



Boys and Girls Clubs of the Upstate Spartanburg, SC	Public Charity	The Great Futures Plan to establish three new Boys & Girls Clubs in Cherokee Co Elementary Schools	\$ 50,000 00
Cherokee Historical and Preservation Society Gaffney, SC	Public Charity	Funding for the museum's Phase III Kid's Discovery Zone and Sports Hall of Fame	\$ 50,000 00
Cherokee County Meals on Wheels Gaffney, SC	Public Charity	Support of a \$1.37 million capital campaign to fund the construction of a new facility for the organization on its existing site	\$ 100,000 00
Converse College Spartanburg, SC	Public Charity	Partnership between Converse College and EMERGE Family Therapy to expand the current graduate level LMFT program to the University Ctr. in Greenville, SC	\$ 30,000 00
Duke University Medical Center Durham, NC	Public Charity	Pilot Bridges to Excellence Program that will facilitate diverse students' transition between college and medical school	\$ 100,000.00
Fullerton Medical Scholarship Program Gaffney, SC	Public Charity	To assist medical students in medical schools in NC and SC	\$ 137,500 00
Fullerton Nurse Practitioner Scholarship Program Gaffney, SC	Public Charity	To assist Nurse Practitioners with tuition	\$ 10,000.00
Spartanburg Regional Hospital Foundation Spartanburg, SC	Public Charity	To purchase and equip a second mobile mammography unit to serve Spartanburg, Cherokee and Union Counties	\$ 50,000 00
USC Arnold School of Public Health Columbia, SC	Government	Creation of a Community Health Worker Institute to address various public health issues facing vulnerable populations in SC	\$ 50,000 00
University of North Carolina School of Medicine - Chapel Hill, NC	Government	Pilot project establishing a Level 1 Maternity Unit in a rural hospital to address disparities in infant and maternal morbidity and mortality	\$ 50,000.00
<b><u>2022</u></b>			
Fullerton Medical Scholarship Program Gaffney, SC	Public Charity	To assist medical students in medical schools in NC and SC	\$ 90,000 00
<b><u>2023</u></b>			
Fullerton Medical Scholarship Program Gaffney, SC	Public Charity	To assist medical students in medical schools in NC and SC	\$ 60,000 00
<b><u>2024</u></b>			
Fullerton Medical Scholarship Program Gaffney, SC	Public Charity	To assist medical students in medical schools in NC and SC	\$ 20,000.00
			<b><u>\$ 1,860,000.00</u></b>