

2949106701800 0

EXTENDED TO MAY 15, 2020  
Return of Private Foundation

OMB No 1545-0052

2018

Open to Public Inspection

Form 990-PF


Department of the Treasury  
Internal Revenue Service

Do not enter social security numbers on this form as it may be made public.  
Go to [www.irs.gov/Form990PF](http://www.irs.gov/Form990PF) for instructions and the latest information.

For calendar year 2018 or tax year beginning JUL 1, 2018, and ending JUN 30, 2019

|   |  |   |
|---|--|---|
| Name of foundation<br><b>L.A.T. FOUNDATION</b>  |  | A Employer identification number<br><b>65-1060292</b>   |
| Number and street (or P O box number if mail is not delivered to street address)<br><b>1603 KING'S CROWN COURT</b>  |  | B Telephone number<br><b>239-395-0125</b>   |
| City or town, state or province, country, and ZIP or foreign postal code<br><b>FORT MYERS, FL 33908-1645</b>  |  | C If exemption application is pending, check here <input type="checkbox"/>  |
| G Check all that apply<br><input type="checkbox"/> Initial return<br><input type="checkbox"/> Final return<br><input checked="" type="checkbox"/> Address change<br><input type="checkbox"/> Initial return of a former public charity<br><input type="checkbox"/> Amended return<br><input type="checkbox"/> Name change |  | D 1 Foreign organizations, check here <input type="checkbox"/><br>2. Foreign organizations meeting the 85% test, check here and attach computation <input type="checkbox"/> |
| H Check type of organization<br><input type="checkbox"/> Section 4947(a)(1) nonexempt charitable trust<br><input checked="" type="checkbox"/> Section 501(c)(3) exempt private foundation<br><input type="checkbox"/> Other taxable private foundation  |  | E If private foundation status was terminated under section 507(b)(1)(A), check here <input type="checkbox"/>   |
| I Fair market value of all assets at end of year (from Part II, col (c), line 16)<br><b>\$ 8,089,808.</b>   |  | F If the foundation is in a 60-month termination under section 507(b)(1)(B), check here <input type="checkbox"/>  |
| J Accounting method<br><input checked="" type="checkbox"/> Cash<br><input type="checkbox"/> Accrual<br><input type="checkbox"/> Other (specify) _____   |  |   |

| Part I Analysis of Revenue and Expenses<br>(The total of amounts in columns (b), (c), and (d) may not necessarily equal the amounts in column (a)) |  | (a) Revenue and expenses per books | (b) Net investment income | (c) Adjusted net income | (d) Disbursements for charitable purposes (cash basis only) |
|--|--|------------------------------------|---------------------------|-------------------------|---|
| 1 Contributions, gifts, grants, etc., received   |  | 1,458,355.                         |                           | N/A                     |   |
| 2 Check <input type="checkbox"/> if the foundation is not required to attach Sch. B  |  |                                    |                           |                         |   |
| 3 Interest on savings and temporary cash investments   |  |                                    |                           |                         |   |
| 4 Dividends and interest from securities   |  | 366,890.                           | 366,890.                  |                         | STATEMENT 1   |
| 5a Gross rents   |  |                                    |                           |                         |   |
| b Net rental income or (loss)  |  |                                    |                           |                         |   |
| 6a Net gain or (loss) from sale of assets not on line 10   |  | 54,598.                            |                           |                         |   |
| b Gross sales price for all assets on line 6a  |  | 561,460.                           |                           |                         |   |
| 7 Capital gain net income (from Part IV, line 2)   |  |                                    | 54,598.                   |                         |   |
| 8 Net short-term capital gain  |  |                                    |                           |                         |   |
| 9 Income modifications   |  |                                    |                           |                         |   |
| 10a Gross sales less returns and allowances  |  |                                    |                           |                         |   |
| b Less Cost of goods sold  |  |                                    |                           |                         |   |
| c Gross profit or (loss)   |  |                                    |                           |                         |   |
| 11 Other income  |  |                                    |                           |                         |   |
| 12 Total. Add lines 1 through 11   |  | 1,879,843.                         | 421,488.                  |                         |   |
| 13 Compensation of officers, directors, trustees, etc  |  | 0.                                 | 0.                        |                         | 0.  |
| 14 Other employee salaries and wages   |  |                                    |                           |                         |   |
| 15 Pension plans, employee benefits  |  |                                    |                           |                         |   |
| 16a Legal fees   |  |                                    |                           |                         |   |
| b Accounting fees STMT 2   |  | 3,700.                             | 1,850.                    |                         | 1,850.  |
| c Other professional fees STMT 3   |  | 17,831.                            | 17,831.                   |                         | 0.  |
| 17 Interest  |  |                                    |                           |                         |   |
| 18 Taxes STMT 4  |  | 6,000.                             | 0.                        |                         | 0.  |
| 19 Depreciation and depletion  |  |                                    |                           |                         |   |
| 20 Occupancy   |  |                                    |                           |                         |   |
| 21 Travel, conferences, and meetings   |  |                                    |                           |                         |   |
| 22 Printing and publications   |  |                                    |                           |                         |   |
| 23 Other expenses  |  |                                    |                           |                         |   |
| 24 Total operating and administrative expenses Add lines 13 through 23   |  | 27,531.                            | 19,681.                   |                         | 1,850.  |
| 25 Contributions, gifts, grants paid   |  | 423,500.                           |                           |                         | 423,500.  |
| 26 Total expenses and disbursements. Add lines 24 and 25   |  | 451,031.                           | 19,681.                   |                         | 425,350.  |
| 27 Subtract line 26 from line 12   |  | 1,428,812.                         |                           |                         |   |
| a Excess of revenue over expenses and disbursements  |  |                                    | 401,807.                  |                         |   |
| b Net investment income (if negative, enter -0-)   |  |                                    |                           |                         |   |
| c Adjusted net income (if negative, enter -0-)   |  |                                    |                           | N/A                     |   |



SCANNED JUL 02 2020

945

| Part II Balance Sheets   |   | Attached schedules and amounts in the description column should be for end-of-year amounts only |                |                       | Beginning of year | End of year |  |
|--|---|---|----------------|-----------------------|-------------------|-------------|--|
|  |   | (a) Book Value  | (b) Book Value | (c) Fair Market Value |                   |             |  |
| Assets   | 1 Cash - non-interest-bearing   |   | 133,810.       | 153,443.              | 153,443.          |             |  |
|  | 2 Savings and temporary cash investments  |   |                |                       |                   |             |  |
|  | 3 Accounts receivable   |   |                |                       |                   |             |  |
|  | Less: allowance for doubtful accounts   |   |                |                       |                   |             |  |
|  | 4 Pledges receivable  |   |                |                       |                   |             |  |
|  | Less: allowance for doubtful accounts   |   |                |                       |                   |             |  |
|  | 5 Grants receivable   |   |                |                       |                   |             |  |
|  | 6 Receivables due from officers, directors, trustees, and other disqualified persons                |   |                |                       |                   |             |  |
|  | 7 Other notes and loans receivable  |   |                |                       |                   |             |  |
|  | Less: allowance for doubtful accounts   |   |                |                       |                   |             |  |
|  | 8 Inventories for sale or use   |   |                |                       |                   |             |  |
|  | 9 Prepaid expenses and deferred charges   |   |                |                       |                   |             |  |
|  | 10a Investments - U.S. and state government obligations   | STMT 7  | 587,600.       | 637,839.              | 619,084.          |             |  |
|  | b Investments - corporate stock   | STMT 8  | 1,049,380.     | 2,511,124.            | 4,866,744.        |             |  |
|  | c Investments - corporate bonds   | STMT 9  | 2,066,985.     | 2,157,138.            | 2,155,803.        |             |  |
|  | Liabilities   | 11 Investments - land, buildings and equipment basis  |                |                       |                   |             |  |
| Less: accumulated depreciation   |   |   |                |                       |                   |             |  |
| 12 Investments - mortgage loans  |   |   |                |                       |                   |             |  |
| 13 Investments - other   |   | STMT 10   | 233,871.       | 189,090.              | 294,734.          |             |  |
| 14 Land, buildings, and equipment basis  |   |   |                |                       |                   |             |  |
| Less: accumulated depreciation   |   |   |                |                       |                   |             |  |
| 15 Other assets (describe )  |   |   |                |                       |                   |             |  |
| 16 Total assets (to be completed by all filers - see the instructions. Also, see page 1, item I) |   |   | 4,071,646.     | 5,648,634.            | 8,089,808.        |             |  |
| 17 Accounts payable and accrued expenses   |   |   |                |                       |                   |             |  |
| 18 Grants payable  |   |   |                |                       |                   |             |  |
| Liabilities  | 19 Deferred revenue   |   |                |                       |                   |             |  |
|  | 20 Loans from officers, directors, trustees, and other disqualified persons                         |   |                |                       |                   |             |  |
|  | 21 Mortgages and other notes payable  |   |                |                       |                   |             |  |
|  | 22 Other liabilities (describe )  |   |                |                       |                   |             |  |
| Net Assets or Fund Balances  | 23 Total liabilities (add lines 17 through 22)  |   | 0.             | 0.                    |                   |             |  |
|  | Foundations that follow SFAS 117, check here and complete lines 24 through 26, and lines 30 and 31. | <input type="checkbox"/>  |                |                       |                   |             |  |
|  | 24 Unrestricted   |   |                |                       |                   |             |  |
|  | 25 Temporarily restricted   |   |                |                       |                   |             |  |
|  | 26 Permanently restricted   |   |                |                       |                   |             |  |
|  | Foundations that do not follow SFAS 117, check here and complete lines 27 through 31                | <input checked="" type="checkbox"/>   |                |                       |                   |             |  |
|  | 27 Capital stock, trust principal, or current funds   |   | 1,101,817.     | 1,101,817.            |                   |             |  |
|  | 28 Paid-in or capital surplus, or land, bldg., and equipment fund                                   |   | 0.             | 0.                    |                   |             |  |
|  | 29 Retained earnings, accumulated income, endowment, or other funds                                 |   | 2,969,829.     | 4,546,817.            |                   |             |  |
|  | 30 Total net assets or fund balances  |   | 4,071,646.     | 5,648,634.            |                   |             |  |
| 31 Total liabilities and net assets/fund balances  |   | 4,071,646.  | 5,648,634.     |                       |                   |             |  |

## Part III Analysis of Changes in Net Assets or Fund Balances

|   |   |            |
|---|---|------------|
| 1 Total net assets or fund balances at beginning of year - Part II, column (a), line 30<br>(must agree with end-of-year figure reported on prior year's return) | 1 | 4,071,646. |
| 2 Enter amount from Part I, line 27a  | 2 | 1,428,812. |
| 3 Other increases not included in line 2 (itemize) SEE STATEMENT 5  | 3 | 212,007.   |
| 4 Add lines 1, 2, and 3   | 4 | 5,712,465. |
| 5 Decreases not included in line 2 (itemize) SEE STATEMENT 6  | 5 | 63,831.    |
| 6 Total net assets or fund balances at end of year (line 4 minus line 5) - Part II, column (b), line 30   | 6 | 5,648,634. |

Form 990-PF (2018)

**Part IV Capital Gains and Losses for Tax on Investment Income**

| (a) List and describe the kind(s) of property sold (for example, real estate, 2-story brick warehouse, or common stock, 200 shs MLC Co.) | (b) How acquired<br>P - Purchase<br>D - Donation | (c) Date acquired<br>(mo., day, yr.) | (d) Date sold<br>(mo., day, yr.) |
|--|--|--------------------------------------|----------------------------------|
| 1a   |  |                                      |                                  |
| b SEE ATTACHED STATEMENTS  |  |                                      |                                  |
| c  |  |                                      |                                  |
| d  |  |                                      |                                  |
| e  |  |                                      |                                  |

| (e) Gross sales price | (f) Depreciation allowed<br>(or allowable) | (g) Cost or other basis<br>plus expense of sale | (h) Gain or (loss)<br>((e) plus (f) minus (g)) |
|-----------------------|--|---|--|
| a                     |  |   |  |
| b                     |  |   |  |
| c                     |  |   |  |
| d                     |  |   |  |
| e 561,460.            |  | 506,862.  | 54,598.  |

Complete only for assets showing gain in column (h) and owned by the foundation on 12/31/69

| (i) FMV as of 12/31/69 | (j) Adjusted basis<br>as of 12/31/69 | (k) Excess of col (i)<br>over col (j), if any | (l) Gains (Col (h) gain minus<br>col (k), but not less than -0-) or<br>Losses (from col (h)) |
|------------------------|--------------------------------------|---|--|
| a                      |                                      |   |  |
| b                      |                                      |   |  |
| c                      |                                      |   |  |
| d                      |                                      |   |  |
| e                      |                                      |   | 54,598.  |

2 Capital gain net income or (net capital loss) { If gain, also enter in Part I, line 7  
If (loss), enter -0- in Part I, line 7 } 2 54,598.

3 Net short-term capital gain or (loss) as defined in sections 1222(5) and (6)  
If gain, also enter in Part I, line 8, column (c).  
If (loss), enter -0- in Part I, line 8 } 3 N/A

**Part V Qualification Under Section 4940(e) for Reduced Tax on Net Investment Income**

(For optional use by domestic private foundations subject to the section 4940(a) tax on net investment income.)

If section 4940(d)(2) applies, leave this part blank

Was the foundation liable for the section 4942 tax on the distributable amount of any year in the base period?

☐ Yes ☒ No

If "Yes," the foundation doesn't qualify under section 4940(e). Do not complete this part.

1 Enter the appropriate amount in each column for each year; see the instructions before making any entries

| (a)<br>Base period years<br>Calendar year (or tax year beginning in) | (b)<br>Adjusted qualifying distributions | (c)<br>Net value of noncharitable-use assets | (d)<br>Distribution ratio<br>(col (b) divided by col (c)) |
|--|--|--|---|
| 2017   | 421,857.                                 | 6,141,279.                                   | .068692   |
| 2016   | 369,912.                                 | 6,109,142.                                   | .060551   |
| 2015   | 398,960.                                 | 6,237,920.                                   | .063957   |
| 2014   | 314,582.                                 | 6,543,562.                                   | .048075   |
| 2013   | 220,475.                                 | 6,168,797.                                   | .035740   |

|  |   |            |
|--|---|------------|
| 2 Total of line 1, column (d)  | 2 | .277015    |
| 3 Average distribution ratio for the 5-year base period - divide the total on line 2 by 5 0, or by the number of years the foundation has been in existence if less than 5 years                                       | 3 | .055403    |
| 4 Enter the net value of noncharitable-use assets for 2018 from Part X, line 5   | 4 | 7,177,138. |
| 5 Multiply line 4 by line 3  | 5 | 397,635.   |
| 6 Enter 1% of net investment income (1% of Part I, line 27b)   | 6 | 4,018.     |
| 7 Add lines 5 and 6  | 7 | 401,653.   |
| 8 Enter qualifying distributions from Part XII, line 4<br>If line 8 is equal to or greater than line 7, check the box in Part VI, line 1b, and complete that part using a 1% tax rate.<br>See the Part VI instructions | 8 | 425,350.   |

**Part VI Excise Tax Based on Investment Income (Section 4940(a), 4940(b), 4940(e), or 4948 - see instructions)**

|    |  |    |        |
|----|--|----|--------|
| 1a | Exempt operating foundations described in section 4940(d)(2), check here <input type="checkbox"/> and enter "N/A" on line 1.<br>Date of ruling or determination letter _____ (attach copy of letter if necessary-see instructions) |    |        |
| b  | Domestic foundations that meet the section 4940(e) requirements in Part V, check here <input checked="" type="checkbox"/> and enter 1% of Part I, line 27b   | 1  | 4,018. |
| c  | All other domestic foundations enter 2% of line 27b. Exempt foreign organizations, enter 4% of Part I, line 12, col (b).   |    |        |
| 2  | Tax under section 511 (domestic section 4947(a)(1) trusts and taxable foundations only, others, enter -0-)   | 2  | 0.     |
| 3  | Add lines 1 and 2  | 3  | 4,018. |
| 4  | Subtitle A (income) tax (domestic section 4947(a)(1) trusts and taxable foundations only, others, enter -0-)   | 4  | 0.     |
| 5  | Tax based on investment income. Subtract line 4 from line 3. If zero or less, enter -0-  | 5  | 4,018. |
| 6  | Credits/Payments   |    |        |
| a  | 2018 estimated tax payments and 2017 overpayment credited to 2018  | 6a | 3,069. |
| b  | Exempt foreign organizations - tax withheld at source  | 6b | 0.     |
| c  | Tax paid with application for extension of time to file (Form 8868)  | 6c | 5,000. |
| d  | Backup withholding erroneously withheld  | 6d | 0.     |
| 7  | Total credits and payments. Add lines 6a through 6d  | 7  | 8,069. |
| 8  | Enter any penalty for underpayment of estimated tax. Check here <input type="checkbox"/> if Form 2220 is attached  | 8  | 0.     |
| 9  | Tax due. If the total of lines 5 and 8 is more than line 7, enter amount owed  | 9  |        |
| 10 | Overpayment. If line 7 is more than the total of lines 5 and 8, enter the amount overpaid  | 10 | 4,051. |
| 11 | Enter the amount of line 10 to be credited to 2019 estimated tax. <b>4,051.</b> Refunded   | 11 | 0.     |

**Part VII-A Statements Regarding Activities**

|   | Yes | No |
|---|-----|----|
| 1a During the tax year, did the foundation attempt to influence any national, state, or local legislation or did it participate or intervene in any political campaign?   |     | X  |
| 1b Did it spend more than \$100 during the year (either directly or indirectly) for political purposes? See the instructions for the definition. If the answer is "Yes" to 1a or 1b, attach a detailed description of the activities and copies of any materials published or distributed by the foundation in connection with the activities |     | X  |
| 1c Did the foundation file Form 1120-POL for this year?   |     | X  |
| d Enter the amount (if any) of tax on political expenditures (section 4955) imposed during the year:<br>(1) On the foundation. <b>\$ 0.</b> (2) On foundation managers. <b>\$ 0.</b>  |     |    |
| e Enter the reimbursement (if any) paid by the foundation during the year for political expenditure tax imposed on foundation managers. <b>\$ 0.</b>  |     |    |
| 2 Has the foundation engaged in any activities that have not previously been reported to the IRS?<br>If "Yes," attach a detailed description of the activities  |     | X  |
| 3 Has the foundation made any changes, not previously reported to the IRS, in its governing instrument, articles of incorporation, or bylaws, or other similar instruments? If "Yes," attach a conformed copy of the changes  |     | X  |
| 4a Did the foundation have unrelated business gross income of \$1,000 or more during the year?  |     | X  |
| b If "Yes," has it filed a tax return on Form 990-T for this year?  |     |    |
| 5 Was there a liquidation, termination, dissolution, or substantial contraction during the year?<br>If "Yes," attach the statement required by General Instruction T  |     | X  |
| 6 Are the requirements of section 508(e) (relating to sections 4941 through 4945) satisfied either:<br>• By language in the governing instrument, or<br>• By state legislation that effectively amends the governing instrument so that no mandatory directions that conflict with the state law remain in the governing instrument?          | X   |    |
| 7 Did the foundation have at least \$5,000 in assets at any time during the year? If "Yes," complete Part II, col (c), and Part XV  | X   |    |
| 8a Enter the states to which the foundation reports or with which it is registered. See instructions <b>FL</b>  |     |    |
| b If the answer is "Yes" to line 7, has the foundation furnished a copy of Form 990-PF to the Attorney General (or designate) of each state as required by General Instruction G? If "No," attach explanation   | X   |    |
| 9 Is the foundation claiming status as a private operating foundation within the meaning of section 4942(j)(3) or 4942(j)(5) for calendar year 2018 or the tax year beginning in 2018? See the instructions for Part XIV. If "Yes," complete Part XIV   |     | X  |
| 10 Did any persons become substantial contributors during the tax year? If "Yes," attach a schedule listing their names and addresses   |     | X  |

N/A

**Part VII-A Statements Regarding Activities** (continued)

|  | Yes | No |
|--|-----|----|
| 11 At any time during the year, did the foundation, directly or indirectly, own a controlled entity within the meaning of section 512(b)(13)? If "Yes," attach schedule. See instructions  | 11  | X  |
| 12 Did the foundation make a distribution to a donor advised fund over which the foundation or a disqualified person had advisory privileges? If "Yes," attach statement. See instructions   | 12  | X  |
| 13 Did the foundation comply with the public inspection requirements for its annual returns and exemption application?<br>Website address ► N/A  | 13  | X  |
| 14 The books are in care of ► ELIZABETH TAUCK WALTERS Telephone no ► 206-850-3791<br>Located at ► 6778 WING POINT ROAD NE, BAINBRIDGE ISLAND, WA ZIP+4 ► 98110   |     |    |
| 15 Section 4947(a)(1) nonexempt charitable trusts filing Form 990-PF in lieu of Form 1041 - check here<br>and enter the amount of tax-exempt interest received or accrued during the year ► 15 N/A   |     |    |
| 16 At any time during calendar year 2018, did the foundation have an interest in or a signature or other authority over a bank, securities, or other financial account in a foreign country?<br>See the instructions for exceptions and filing requirements for FinCEN Form 114. If "Yes," enter the name of the foreign country ► | 16  | X  |

**Part VII-B Statements Regarding Activities for Which Form 4720 May Be Required**

File Form 4720 if any item is checked in the "Yes" column, unless an exception applies.

|   | Yes | No |
|---|-----|----|
| 1a During the year, did the foundation (either directly or indirectly):<br>(1) Engage in the sale or exchange, or leasing of property with a disqualified person? <input type="checkbox"/> Yes <input checked="" type="checkbox"/> No<br>(2) Borrow money from, lend money to, or otherwise extend credit to (or accept it from) a disqualified person? <input type="checkbox"/> Yes <input checked="" type="checkbox"/> No<br>(3) Furnish goods, services, or facilities to (or accept them from) a disqualified person? <input type="checkbox"/> Yes <input checked="" type="checkbox"/> No<br>(4) Pay compensation to, or pay or reimburse the expenses of, a disqualified person? <input type="checkbox"/> Yes <input checked="" type="checkbox"/> No<br>(5) Transfer any income or assets to a disqualified person (or make any of either available for the benefit or use of a disqualified person)? <input type="checkbox"/> Yes <input checked="" type="checkbox"/> No<br>(6) Agree to pay money or property to a government official? (Exception. Check "No" if the foundation agreed to make a grant to or to employ the official for a period after termination of government service, if terminating within 90 days.) <input type="checkbox"/> Yes <input checked="" type="checkbox"/> No |     |    |
| b If any answer is "Yes" to 1a(1)-(6), did any of the acts fail to qualify under the exceptions described in Regulations section 53.4941(d)-3 or in a current notice regarding disaster assistance? See instructions. Organizations relying on a current notice regarding disaster assistance, check here<br>N/A<br>► <input type="checkbox"/>  | 1b  |    |
| c Did the foundation engage in a prior year in any of the acts described in 1a, other than excepted acts, that were not corrected before the first day of the tax year beginning in 2018?   | 1c  | X  |
| 2 Taxes on failure to distribute income (section 4942) (does not apply for years the foundation was a private operating foundation defined in section 4942(j)(3) or 4942(j)(5))<br>a At the end of tax year 2018, did the foundation have any undistributed income (lines 6d and 6e, Part XIII) for tax year(s) beginning before 2018? <input type="checkbox"/> Yes <input checked="" type="checkbox"/> No<br>If "Yes," list the years ► , , ,<br>b Are there any years listed in 2a for which the foundation is not applying the provisions of section 4942(a)(2) (relating to incorrect valuation of assets) to the year's undistributed income? (If applying section 4942(a)(2) to all years listed, answer "No" and attach statement - see instructions.) N/A<br>c If the provisions of section 4942(a)(2) are being applied to any of the years listed in 2a, list the years here<br>► , , ,   | 2b  |    |
| 3a Did the foundation hold more than a 2% direct or indirect interest in any business enterprise at any time during the year? <input type="checkbox"/> Yes <input checked="" type="checkbox"/> No<br>b If "Yes," did it have excess business holdings in 2018 as a result of (1) any purchase by the foundation or disqualified persons after May 26, 1969, (2) the lapse of the 5-year period (or longer period approved by the Commissioner under section 4943(c)(7)) to dispose of holdings acquired by gift or bequest, or (3) the lapse of the 10-, 15-, or 20-year first phase holding period? (Use Schedule C, Form 4720, to determine if the foundation had excess business holdings in 2018.) N/A  | 3b  |    |
| 4a Did the foundation invest during the year any amount in a manner that would jeopardize its charitable purposes?  | 4a  | X  |
| b Did the foundation make any investment in a prior year (but after December 31, 1969) that could jeopardize its charitable purpose that had not been removed from jeopardy before the first day of the tax year beginning in 2018?   | 4b  | X  |

Form 990-PF (2018)

**Part VII-B** Statements Regarding Activities for Which Form 4720 May Be Required (continued)

5a During the year, did the foundation pay or incur any amount to

(1) Carry on propaganda, or otherwise attempt to influence legislation (section 4945(e))?

☐ Yes ☒ No

(2) Influence the outcome of any specific public election (see section 4955), or to carry on, directly or indirectly, any voter registration drive?

☐ Yes ☒ No

(3) Provide a grant to an individual for travel, study, or other similar purposes?

☐ Yes ☒ No

(4) Provide a grant to an organization other than a charitable, etc., organization described in section 4945(d)(4)(A)? See instructions

☐ Yes ☒ No

(5) Provide for any purpose other than religious, charitable, scientific, literary, or educational purposes, or for the prevention of cruelty to children or animals?

☐ Yes ☒ No

b If any answer is "Yes" to 5a(1)-(5), did any of the transactions fail to qualify under the exceptions described in Regulations section 53.4945 or in a current notice regarding disaster assistance? See instructions

N/A

5b

Organizations relying on a current notice regarding disaster assistance, check here

☐

c If the answer is "Yes" to question 5a(4), does the foundation claim exemption from the tax because it maintained expenditure responsibility for the grant?

N/A

☐ Yes ☐ No

If "Yes," attach the statement required by Regulations section 53.4945-5(d).

6a Did the foundation, during the year, receive any funds, directly or indirectly, to pay premiums on a personal benefit contract?

☐ Yes ☒ No

6h

X

b Did the foundation, during the year, pay premiums, directly or indirectly, on a personal benefit contract?

If "Yes" to 6b, file Form 8870

☐ Yes ☒ No

7b

7a At any time during the tax year, was the foundation a party to a prohibited tax shelter transaction?

b If "Yes," did the foundation receive any proceeds or have any net income attributable to the transaction?

N/A

8 Is the foundation subject to the section 4960 tax on payment(s) of more than \$1,000,000 in remuneration or excess parachute payment(s) during the year?

☐ Yes ☒ No**Part VIII** Information About Officers, Directors, Trustees, Foundation Managers, Highly Paid Employees, and Contractors

1 List all officers, directors, trustees, and foundation managers and their compensation.

| (a) Name and address      | (b) Title, and average hours per week devoted to position | (c) Compensation (If not paid, enter -0-) | (d) Contributions to employee benefit plans and deferred compensation | (e) Expense account, other allowances |
|---------------------------|---|---|---|---------------------------------------|
| LEE ANNE TAUCK            | TRUSTEE   |   |   |                                       |
| 1603 KING'S CROWN COURT   |   |   |   |                                       |
| FORT MYERS, FL 33908-1645 | 1.00  | 0.  | 0.  | 0.                                    |
|                           |   |   |   |                                       |
|                           |   |   |   |                                       |
|                           |   |   |   |                                       |
|                           |   |   |   |                                       |
|                           |   |   |   |                                       |
|                           |   |   |   |                                       |
|                           |   |   |   |                                       |
|                           |   |   |   |                                       |

2 Compensation of five highest-paid employees (other than those included on line 1). If none, enter "NONE."

| (a) Name and address of each employee paid more than \$50,000 | (b) Title, and average hours per week devoted to position | (c) Compensation | (d) Contributions to employee benefit plans and deferred compensation | (e) Expense account, other allowances |
|---|---|------------------|---|---------------------------------------|
| NONE  |   |                  |   |                                       |
|   |   |                  |   |                                       |
|   |   |                  |   |                                       |
|   |   |                  |   |                                       |
|   |   |                  |   |                                       |
|   |   |                  |   |                                       |
|   |   |                  |   |                                       |
|   |   |                  |   |                                       |

Total number of other employees paid over \$50,000

0

Form 990-PF (2018)

**Part VIII Information About Officers, Directors, Trustees, Foundation Managers, Highly Paid Employees, and Contractors** *(continued)*

**3 Five highest-paid independent contractors for professional services. If none, enter "NONE."**

[illegible]**Total** number of others receiving over \$50,000 for professional services

0

|  |  |
|--|--|
| Total number of donors receiving over \$50,000 for professional services |  |
| <b>Part IX-A</b>   | <b>Summary of Direct Charitable Activities</b> |

List the foundation's four largest direct charitable activities during the tax year. Include relevant statistical information such as the number of organizations and other beneficiaries served, conferences convened, research papers produced, etc.

### Expenses

|   |     |  |
|---|-----|--|
| 1 | N/A |  |
|   |     |  |
|   |     |  |
| 2 |     |  |
|   |     |  |
|   |     |  |
| 3 |     |  |
|   |     |  |
|   |     |  |
| 4 |     |  |
|   |     |  |
|   |     |  |

|                  |   |
|------------------|---|
| <b>Part IX-B</b> | <b>Summary of Program-Related Investments</b> |
|------------------|---|

Describe the two largest program-related investments made by the foundation during the tax year on lines 1 and 2.

Amount

|  |     |  |
|--|-----|--|
| 1  | N/A |  |
| 2  |     |  |
| All other program-related investments See instructions |     |  |
| 3  |     |  |
|  |     |  |
|  |     |  |
|  |     |  |
|  |     |  |
|  |     |  |

**Total. Add lines 1 through 3**

0.

Form **990-PF** (2018)

**Part X** Minimum Investment Return (All domestic foundations must complete this part. Foreign foundations, see instructions.)

|   |  |    |            |
|---|--|----|------------|
| 1 | Fair market value of assets not used (or held for use) directly in carrying out charitable, etc., purposes | 1a | 6,923,654. |
| a | Average monthly fair market value of securities  | 1b | 362,781.   |
| b | Average of monthly cash balances   | 1c |            |
| c | Fair market value of all other assets  | 1d | 7,286,435. |
| d | Total (add lines 1a, b, and c)   |    |            |
| e | Reduction claimed for blockage or other factors reported on lines 1a and 1c (attach detailed explanation)  | 1e | 0.         |
| 2 | Acquisition indebtedness applicable to line 1 assets   | 2  | 0.         |
| 3 | Subtract line 2 from line 1d   | 3  | 7,286,435. |
| 4 | Cash deemed held for charitable activities. Enter 1 1/2% of line 3 (for greater amount, see instructions)  | 4  | 109,297.   |
| 5 | Net value of noncharitable-use assets. Subtract line 4 from line 3. Enter here and on Part V, line 4       | 5  | 7,177,138. |
| 6 | Minimum investment return. Enter 5% of line 5  | 6  | 358,857.   |

**Part XI** Distributable Amount (see instructions) (Section 4942(j)(3) and (j)(5) private operating foundations and certain foreign organizations, check here ☐ and do not complete this part.)

|    |  |    |          |
|----|--|----|----------|
| 1  | Minimum investment return from Part X, line 6  | 1  | 358,857. |
| 2a | Tax on investment income for 2018 from Part VI, line 5   | 2a | 4,018.   |
| b  | Income tax for 2018. (This does not include the tax from Part VI.)                                 | 2b |          |
| c  | Add lines 2a and 2b  | 2c | 4,018.   |
| 3  | Distributable amount before adjustments. Subtract line 2c from line 1                              | 3  | 354,839. |
| 4  | Recoveries of amounts treated as qualifying distributions  | 4  | 0.       |
| 5  | Add lines 3 and 4  | 5  | 354,839. |
| 6  | Deduction from distributable amount (see instructions)   | 6  | 0.       |
| 7  | Distributable amount as adjusted. Subtract line 6 from line 5. Enter here and on Part XIII, line 1 | 7  | 354,839. |

**Part XII** Qualifying Distributions (see instructions)

|   |   |    |          |
|---|---|----|----------|
| 1 | Amounts paid (including administrative expenses) to accomplish charitable, etc., purposes:  | 1a | 425,350. |
| a | Expenses, contributions, gifts, etc. - total from Part I, column (d), line 26   | 1b | 0.       |
| b | Program-related investments - total from Part IX-B  | 2  |          |
| 2 | Amounts paid to acquire assets used (or held for use) directly in carrying out charitable, etc., purposes                         |    |          |
| 3 | Amounts set aside for specific charitable projects that satisfy the:  |    |          |
| a | Suitability test (prior IRS approval required)  | 3a |          |
| b | Cash distribution test (attach the required schedule)   | 3b |          |
| 4 | Qualifying distributions. Add lines 1a through 3b. Enter here and on Part V, line 8; and Part XIII, line 4                        | 4  | 425,350. |
| 5 | Foundations that qualify under section 4940(e) for the reduced rate of tax on net investment income. Enter 1% of Part I, line 27b | 5  | 4,018.   |
| 6 | Adjusted qualifying distributions. Subtract line 5 from line 4  | 6  | 421,332. |

Note: The amount on line 6 will be used in Part V, column (b), in subsequent years when calculating whether the foundation qualifies for the section 4940(e) reduction of tax in those years.

Form 990-PF (2018)



**Part XIII Undistributed Income** (see instructions)

|   | (a)<br>Corpus | (b)<br>Years prior to 2017 | (c)<br>2017 | (d)<br>2018 |
|---|---------------|----------------------------|-------------|-------------|
| <b>1</b> Distributable amount for 2018 from Part XI, line 7   |               |                            |             | 354,839.    |
| <b>2</b> Undistributed income, if any, as of the end of 2018  |               |                            |             |             |
| <b>a</b> Enter amount for 2017 only   |               |                            | 0.          |             |
| <b>b</b> Total for prior years  |               | 0.                         |             |             |
| <b>3</b> Excess distributions carryover, if any, to 2018:   |               |                            |             |             |
| <b>a</b> From 2013  |               |                            |             |             |
| <b>b</b> From 2014  |               |                            |             |             |
| <b>c</b> From 2015  |               |                            |             |             |
| <b>d</b> From 2016  | 61,041.       |                            |             |             |
| <b>e</b> From 2017  | 120,453.      |                            |             |             |
| <b>f</b> Total of lines 3a through e  | 181,494.      |                            |             |             |
| <b>4</b> Qualifying distributions for 2018 from Part XII, line 4: ▶ S 425,350.  |               |                            |             |             |
| <b>a</b> Applied to 2017, but not more than line 2a   |               |                            | 0.          |             |
| <b>b</b> Applied to undistributed income of prior years (Election required - see instructions)  |               | 0.                         |             |             |
| <b>c</b> Treated as distributions out of corpus (Election required - see instructions)  | 0.            |                            |             |             |
| <b>d</b> Applied to 2018 distributable amount   |               |                            |             | 354,839.    |
| <b>e</b> Remaining amount distributed out of corpus   | 70,511.       |                            |             |             |
| <b>5</b> Excess distributions carryover applied to 2018 (If an amount appears in column (d), the same amount must be shown in column (a))   | 0.            |                            |             | 0.          |
| <b>6</b> Enter the net total of each column as indicated below:   |               |                            |             |             |
| <b>a</b> Corpus: Add lines 3f, 4c, and 4e. Subtract line 5  | 252,005.      |                            |             |             |
| <b>b</b> Prior years' undistributed income: Subtract line 4b from line 2b   |               | 0.                         |             |             |
| <b>c</b> Enter the amount of prior years' undistributed income for which a notice of deficiency has been issued, or on which the section 4942(a) tax has been previously assessed |               | 0.                         |             |             |
| <b>d</b> Subtract line 6c from line 6b. Taxable amount - see instructions   |               | 0.                         |             |             |
| <b>e</b> Undistributed income for 2017: Subtract line 4a from line 2a. Taxable amount - see instr   |               |                            | 0.          |             |
| <b>f</b> Undistributed income for 2018: Subtract lines 4d and 5 from line 1. This amount must be distributed in 2019  |               |                            |             | 0.          |
| <b>7</b> Amounts treated as distributions out of corpus to satisfy requirements imposed by section 170(b)(1)(F) or 4942(g)(3) (Election may be required - see instructions)       | 0.            |                            |             |             |
| <b>8</b> Excess distributions carryover from 2013 not applied on line 5 or line 7   | 0.            |                            |             |             |
| <b>9</b> Excess distributions carryover to 2019. Subtract lines 7 and 8 from line 6a  | 252,005.      |                            |             |             |
| <b>10</b> Analysis of line 9:   |               |                            |             |             |
| <b>a</b> Excess from 2014   |               |                            |             |             |
| <b>b</b> Excess from 2015   |               |                            |             |             |
| <b>c</b> Excess from 2016   | 61,041.       |                            |             |             |
| <b>d</b> Excess from 2017   | 120,453.      |                            |             |             |
| <b>e</b> Excess from 2018   | 70,511.       |                            |             |             |

|                 |  |
|-----------------|--|
| <b>Part XIV</b> | <b>Private Operating Foundations</b> (see instructions and Part VII-A, question 9) |
|-----------------|--|

N/A

**1 a** If the foundation has received a ruling or determination letter that it is a private operating foundation, and the ruling is effective for 2018, enter the date of the ruling

**b** Check box to indicate whether the foundation is a private operating foundation described in section

☐ 4942(j)(3) or ☐ 4942(j)(5)

**2 a** Enter the lesser of the adjusted net income from Part I or the minimum investment return from Part X for each year listed

**b 85% of line 2a**

**c** Qualifying distributions from Part XII,  
line 4 for each year listed

**d** Amounts included in line 2c not used directly for active conduct of exempt activities

**e Qualifying distributions made directly for active conduct of exempt activities.**

Subtract line 2d from line 2c

3 Complete 3a, b, or c for the alternative test relied upon

(1) Value of all assets

(2) Value of assets qualifying under section 4942(j)(3)(B)(i)

**b** "Endowment" alternative test - enter 2/3 of minimum investment return shown in Part X, line 6 for each year listed

c "Support" alternative test - enter

(1) Total support other than gross investment income (interest, dividends, rents, payments on securities loans (section 512(a)(5)), or royalties)

(2) Support from general public and 5 or more exempt organizations as provided in section 4942(j)(3)(B)(iii)

**(3) Largest amount of support from an exempt organization**

**(4) Gross investment income**

**Part XV** **Supplementary Information (Complete this part only if the foundation had \$5,000 or more in assets at any time during the year-see instructions.)**

### 1 Information Regarding Foundation Managers:

a List any managers of the foundation who have contributed more than 2% of the total contributions received by the foundation before the close of any tax year (but only if they have contributed more than \$5,000). (See section 507(d)(2).)

NONE

b List any managers of the foundation who own 10% or more of the stock of a corporation (or an equally large portion of the ownership of a partnership or other entity) of which the foundation has a 10% or greater interest.

NONE

**2 Information Regarding Contribution, Grant, Gift, Loan, Scholarship, etc., Programs:**

Check here ☒ if the foundation only makes contributions to preselected charitable organizations and does not accept unsolicited requests for funds. If the foundation makes gifts, grants, etc., to individuals or organizations under other conditions, complete items 2a, b, c, and d.

**a** The name, address, and telephone number or email address of the person to whom applications should be addressed

**b The form in which applications should be submitted and information and materials they should include:**

**c Any submission deadlines**

d Any restrictions or limitations on awards, such as by geographical areas, charitable fields, kinds of institutions, or other factors

**Part XV** Supplementary Information (continued)**3 Grants and Contributions Paid During the Year or Approved for Future Payment**

| Recipient  | If recipient is an individual, show any relationship to any foundation manager or substantial contributor | Foundation status of recipient | Purpose of grant or contribution<br>* *                                    | Amount   |
|--|---|--------------------------------|--|----------|
| Name and address (home or business)  |   |                                |  |          |
| a Paid during the year   |   |                                |  |          |
| ALLIANCE FOR THE ARTS<br>10091 MCGREGOR BOULEVARD<br>FORT MYERS, FL 33919                      | NONE  | PC                             | GENERAL FUND   | 2,500.   |
| BIG ARTS<br>900 DUNLOP ROAD<br>SANIBEL, FL 33957   | NONE  | PC                             | STAFF PROFESSIONAL DEVELOPMENT, COMMUNITY EVENT AND ANNUAL BENEFIT SPONSOR | 22,500.  |
| CLINIC FOR THE REHABILITATION OF WILDLIFE (C.R.O.W.)<br>P.O. BOX 150<br>SANIBEL, FL 33957-0150 | NONE  | PC                             | MATERIALS AND SUPPLIES FOR PATIENT CARE                                    | 22,500.  |
| COMMUNITY HOUSING & RESOURCES<br>2401 LIBRARY WAY<br>SANIBEL, FL 33957                         | NONE  | PC                             | REFURBISHMENT OF LOW-INCOME HOUSING RENTAL UNITS                           | 40,000.  |
| CONSERVANCY OF SOUTHWEST FLORIDA<br>1495 SMITH PRESERVE WAY<br>NAPLES, FL 34102                | NONE  | PC                             | GENERAL FUND   | 1,000.   |
| Total  | SEE CONTINUATION SHEET(S)   |                                |  | 423,500. |
| b Approved for future payment  |   |                                |  |          |
| NONE   |   |                                |  |          |
|  |   |                                |  |          |
|  |   |                                |  |          |
|  |   |                                |  |          |
| Total  |   |                                |  | 0.       |

## **Part XVI-A      Analysis of Income-Producing Activities**

Enter gross amounts unless otherwise indicated

| Enter gross amounts unless otherwise indicated                       |                         | Unrelated business income |                               | Excluded by section 512, 513, or 514 |    | (e)<br>Related or exempt<br>function income |
|--|-------------------------|---------------------------|-------------------------------|--------------------------------------|----|---|
|  | (a)<br>Business<br>code | (b)<br>Amount             | (c)<br>Exclu-<br>sion<br>code | (d)<br>Amount                        |    |   |
| <b>1</b> Program service revenue:                                    |                         |                           |                               |                                      |    |   |
| <b>a</b> _____   |                         |                           |                               |                                      |    |   |
| <b>b</b> _____   |                         |                           |                               |                                      |    |   |
| <b>c</b> _____   |                         |                           |                               |                                      |    |   |
| <b>d</b> _____   |                         |                           |                               |                                      |    |   |
| <b>e</b> _____   |                         |                           |                               |                                      |    |   |
| <b>f</b> _____   |                         |                           |                               |                                      |    |   |
| <b>g</b> Fees and contracts from government agencies                 |                         |                           |                               |                                      |    |   |
| <b>2</b> Membership dues and assessments                             |                         |                           |                               |                                      |    |   |
| <b>3</b> Interest on savings and temporary cash<br>investments       |                         |                           |                               |                                      |    |   |
| <b>4</b> Dividends and interest from securities                      |                         |                           | 14                            | 366,890.                             |    |   |
| <b>5</b> Net rental income or (loss) from real estate                |                         |                           |                               |                                      |    |   |
| <b>a</b> Debt-financed property                                      |                         |                           |                               |                                      |    |   |
| <b>b</b> Not debt-financed property                                  |                         |                           |                               |                                      |    |   |
| <b>6</b> Net rental income or (loss) from personal<br>property       |                         |                           |                               |                                      |    |   |
| <b>7</b> Other investment income                                     |                         |                           |                               |                                      |    |   |
| <b>8</b> Gain or (loss) from sales of assets other<br>than inventory |                         |                           | 18                            | 54,598.                              |    |   |
| <b>9</b> Net income or (loss) from special events                    |                         |                           |                               |                                      |    |   |
| <b>10</b> Gross profit or (loss) from sales of inventory             |                         |                           |                               |                                      |    |   |
| <b>11</b> Other revenue  |                         |                           |                               |                                      |    |   |
| <b>a</b> _____   |                         |                           |                               |                                      |    |   |
| <b>b</b> _____   |                         |                           |                               |                                      |    |   |
| <b>c</b> _____   |                         |                           |                               |                                      |    |   |
| <b>d</b> _____   |                         |                           |                               |                                      |    |   |
| <b>e</b> _____   |                         |                           |                               |                                      |    |   |
| <b>12</b> Subtotal. Add columns (b), (d), and (e)                    |                         | 0.                        |                               | 421,488.                             |    | 0.  |
| <b>13</b> Total. Add line 12, columns (b), (d), and (e)              |                         |                           |                               |                                      | 13 | 421,488.                                    |

(See worksheet in line 13 instructions to verify calculations )

**Part XVI-B Relationship of Activities to the Accomplishment of Exempt Purposes**

[illegible]

**Part XVII Information Regarding Transfers to and Transactions and Relationships With Noncharitable Exempt Organizations**



- |   |       |     |    |
|---|-------|-----|----|
| <p><b>1</b> Did the organization directly or indirectly engage in any of the following with any other organization described in section 501(c)(3) (other than section 501(c)(3) organizations) or in section 527, relating to political organizations?</p> <p><b>a</b> Transfers from the reporting foundation to a noncharitable exempt organization of</p> <p>(1) Cash</p> <p>(2) Other assets</p> <p><b>b</b> Other transactions:</p> <p>(1) Sales of assets to a noncharitable exempt organization</p> <p>(2) Purchases of assets from a noncharitable exempt organization</p> <p>(3) Rental of facilities, equipment, or other assets</p> <p>(4) Reimbursement arrangements</p> <p>(5) Loans or loan guarantees</p> <p>(6) Performance of services or membership or fundraising solicitations</p> <p><b>c</b> Sharing of facilities, equipment, mailing lists, other assets, or paid employees</p> <p><b>d</b> If the answer to any of the above is "Yes," complete the following schedule. Column (b) should always show the fair market value of the goods, other assets, or services given by the reporting foundation. If the foundation received less than fair market value in any transaction or sharing arrangement, show in column (d) the value of the goods, other assets, or services received</p> |       | Yes | No |
|   | 1a(1) |     | X  |
|   | 1a(2) |     | X  |
|   |       |     |    |
|   | 1b(1) |     | X  |
|   | 1b(2) |     | X  |
|   | 1b(3) |     | X  |
|   | 1b(4) |     | X  |
|   | 1b(5) |     | X  |
|   | 1b(6) |     | X  |
|   | 1c    |     | X  |

[illegible]

- 2a** Is the foundation directly or indirectly affiliated with, or related to, one or more tax-exempt organizations described in section 501(c) (other than section 501(c)(3)) or in section 527? ☐ Yes ☒ No
- b** If "Yes," complete the following schedule

| (a) Name of organization | (b) Type of organization | (c) Description of relationship |
|--------------------------|--------------------------|---------------------------------|
| N/A                      |                          |                                 |
|                          |                          |                                 |
|                          |                          |                                 |
|                          |                          |                                 |
|                          |                          |                                 |

Under penalties of perjury I declare that I have examined this return including accompanying schedules and statements, and to the best of my knowledge and belief it is true, correct, and complete. Declaration of preparer (other than taxpayer) is based on all information of which preparer has any knowledge.

**Sign Here**   **TRUSTEE**

Signature of officer or trustee Date Title

May the IRS discuss this return with the preparer shown below? See instr. ☒ Yes ☐ No

May the IRS discuss this return with the preparer shown below? See instr

☒ Yes ☐ No

|                                       |  |                      |          |   |           |
|---------------------------------------|--|----------------------|----------|---|-----------|
| <b>Paid<br/>Preparer<br/>Use Only</b> | Print/Type preparer's name   | Preparer's signature | Date     | Check <input type="checkbox"/> if self-employed | PTIN      |
|                                       | LAURA J. KENNEY  | LAURA J. KENNEY      | 01/28/20 |   | P00202198 |
|                                       | Firm's name ► BLUM, SHAPIRO & COMPANY, P.C., CPA'S                       |                      |          | Firm's EIN ► 06-1009205                         |           |
|                                       | Firm's address ► ONE INTERNATIONAL PLACE, 16TH FLOOR<br>BOSTON, CT 02110 |                      |          | Phone no. 617 221-1944                          |           |

**Schedule B**(Form 990, 990-EZ,  
or 990-PF)Department of the Treasury  
Internal Revenue Service**Schedule of Contributors**

- ▶ Attach to Form 990, Form 990-EZ, or Form 990-PF.  
▶ Go to [www.irs.gov/Form990](http://www.irs.gov/Form990) for the latest information.

OMB No 1545-0047

**2018**

Name of the organization

**L.A.T. FOUNDATION**

Employer identification number

**65-1060292**

Organization type (check one)

Filers of:

Section:

Form 990 or 990-EZ

☐

501(c)( ) (enter number) organization

☐4947(a)(1) nonexempt charitable trust **not** treated as a private foundation☐

527 political organization

Form 990-PF

☒

501(c)(3) exempt private foundation

☐

4947(a)(1) nonexempt charitable trust treated as a private foundation

☐

501(c)(3) taxable private foundation

Check if your organization is covered by the **General Rule** or a **Special Rule**.**Note:** Only a section 501(c)(7), (8), or (10) organization can check boxes for both the General Rule and a Special Rule. See instructions.**General Rule**☒

For an organization filing Form 990, 990-EZ, or 990-PF that received, during the year, contributions totaling \$5,000 or more (in money or property) from any one contributor. Complete Parts I and II. See instructions for determining a contributor's total contributions.

**Special Rules**☐

For an organization described in section 501(c)(3) filing Form 990 or 990-EZ that met the 33 1/3% support test of the regulations under sections 509(a)(1) and 170(b)(1)(A)(vi), that checked Schedule A (Form 990 or 990-EZ), Part II, line 13, 16a, or 16b, and that received from any one contributor, during the year, total contributions of the greater of (1) \$5,000, or (2) 2% of the amount on (i) Form 990, Part VIII, line 1h, or (ii) Form 990-EZ, line 1. Complete Parts I and II.

☐For an organization described in section 501(c)(7), (8), or (10) filing Form 990 or 990-EZ that received from any one contributor, during the year, total contributions of more than \$1,000 *exclusively* for religious, charitable, scientific, literary, or educational purposes, or for the prevention of cruelty to children or animals. Complete Parts I (entering "N/A" in column (b) instead of the contributor name and address), II, and III.☐For an organization described in section 501(c)(7), (8), or (10) filing Form 990 or 990-EZ that received from any one contributor, during the year, contributions *exclusively* for religious, charitable, etc., purposes, but no such contributions totaled more than \$1,000. If this box is checked, enter here the total contributions that were received during the year for an *exclusively* religious, charitable, etc., purpose. Don't complete any of the parts unless the **General Rule** applies to this organization because it received *nonexclusively* religious, charitable, etc., contributions totaling \$5,000 or more during the year.

▶ \$

**Caution:** An organization that isn't covered by the General Rule and/or the Special Rules doesn't file Schedule B (Form 990, 990-EZ, or 990-PF), but it **must** answer "No" on Part IV, line 2, of its Form 990, or check the box on line H of its Form 990-EZ or on its Form 990-PF, Part I, line 2, to certify that it doesn't meet the filing requirements of Schedule B (Form 990, 990-EZ, or 990-PF).

|                          |                                |
|--------------------------|--------------------------------|
| Name of organization     | Employer identification number |
| <b>L.A.T. FOUNDATION</b> | <b>65-1060292</b>              |

**Part I Contributors** (see instructions) Use duplicate copies of Part I if additional space is needed

| (a)<br>No. | (b)<br>Name, address, and ZIP + 4                                      | (c)<br>Total contributions | (d)<br>Type of contribution  |
|------------|--|----------------------------|--|
| 1          | LEE ANNE TAUCK<br>1603 KING'S CROWN COURT<br>FORT MYERS, FL 33908-1645 | \$ 155,562.                | Person <input type="checkbox"/><br>Payroll <input type="checkbox"/><br>Noncash <input checked="" type="checkbox"/><br>(Complete Part II for noncash contributions) |
| 2          | LEE ANNE TAUCK<br>1603 KING'S CROWN COURT<br>FORT MYERS, FL 33908-1645 | \$ 140,412.                | Person <input type="checkbox"/><br>Payroll <input type="checkbox"/><br>Noncash <input checked="" type="checkbox"/><br>(Complete Part II for noncash contributions) |
| 3          | LEE ANNE TAUCK<br>1603 KING'S CROWN COURT<br>FORT MYERS, FL 33908-1645 | \$ 161,664.                | Person <input type="checkbox"/><br>Payroll <input type="checkbox"/><br>Noncash <input checked="" type="checkbox"/><br>(Complete Part II for noncash contributions) |
| 4          | LEE ANNE TAUCK<br>1603 KING'S CROWN COURT<br>FORT MYERS, FL 33908-1645 | \$ 150,585.                | Person <input type="checkbox"/><br>Payroll <input type="checkbox"/><br>Noncash <input checked="" type="checkbox"/><br>(Complete Part II for noncash contributions) |
| 5          | LEE ANNE TAUCK<br>1603 KING'S CROWN COURT<br>FORT MYERS, FL 33908-1645 | \$ 152,388.                | Person <input type="checkbox"/><br>Payroll <input type="checkbox"/><br>Noncash <input checked="" type="checkbox"/><br>(Complete Part II for noncash contributions) |
| 6          | LEE ANNE TAUCK<br>1603 KING'S CROWN COURT<br>FORT MYERS, FL 33908-1645 | \$ 147,744.                | Person <input type="checkbox"/><br>Payroll <input type="checkbox"/><br>Noncash <input checked="" type="checkbox"/><br>(Complete Part II for noncash contributions) |

|                          |                                |
|--------------------------|--------------------------------|
| Name of organization     | Employer identification number |
| <b>L.A.T. FOUNDATION</b> | <b>65-1060292</b>              |

**Part I Contributors** (see instructions) Use duplicate copies of Part I if additional space is needed

| (a)<br>No. | (b)<br>Name, address, and ZIP + 4                                      | (c)<br>Total contributions | (d)<br>Type of contribution  |
|------------|--|----------------------------|--|
| 7          | LEE ANNE TAUCK<br>1603 KING'S CROWN COURT<br>FORT MYERS, FL 33908-1645 | \$ 550,000.                | Person <input checked="" type="checkbox"/><br>Payroll <input type="checkbox"/><br>Noncash <input type="checkbox"/><br>(Complete Part II for noncash contributions) |
|            |  | \$                         | Person <input type="checkbox"/><br>Payroll <input type="checkbox"/><br>Noncash <input type="checkbox"/><br>(Complete Part II for noncash contributions)            |
|            |  | \$                         | Person <input type="checkbox"/><br>Payroll <input type="checkbox"/><br>Noncash <input type="checkbox"/><br>(Complete Part II for noncash contributions)            |
|            |  | \$                         | Person <input type="checkbox"/><br>Payroll <input type="checkbox"/><br>Noncash <input type="checkbox"/><br>(Complete Part II for noncash contributions)            |
|            |  | \$                         | Person <input type="checkbox"/><br>Payroll <input type="checkbox"/><br>Noncash <input type="checkbox"/><br>(Complete Part II for noncash contributions)            |
|            |  | \$                         | Person <input type="checkbox"/><br>Payroll <input type="checkbox"/><br>Noncash <input type="checkbox"/><br>(Complete Part II for noncash contributions)            |
|            |  | \$                         | Person <input type="checkbox"/><br>Payroll <input type="checkbox"/><br>Noncash <input type="checkbox"/><br>(Complete Part II for noncash contributions)            |



Name of organization

Employer identification number

**L.A.T. FOUNDATION****65-1060292****Part II Noncash Property** (see instructions) Use duplicate copies of Part II if additional space is needed

| (a)<br>No.<br>from<br>Part I | (b)<br>Description of noncash property given         | (c)<br>FMV (or estimate)<br>(See instructions) | (d)<br>Date received |
|------------------------------|--|--|----------------------|
| <u>1</u>                     | <u>150 SH ALPHABET CL C</u><br>_____<br>_____        | \$ <u>155,562.</u>                             | <u>12/28/18</u>      |
| <u>2</u>                     | <u>95 SH AMAZON.COM INC.</u><br>_____<br>_____       | \$ <u>140,412.</u>                             | <u>12/28/18</u>      |
| <u>3</u>                     | <u>800 SH BERKSHIRE HATHAWAY B</u><br>_____<br>_____ | \$ <u>161,664.</u>                             | <u>12/28/18</u>      |
| <u>4</u>                     | <u>1,500 SH MICROSOFT</u><br>_____<br>_____          | \$ <u>150,585.</u>                             | <u>12/28/18</u>      |
| <u>5</u>                     | <u>3,400 SH ORACLE</u><br>_____<br>_____             | \$ <u>152,388.</u>                             | <u>12/28/18</u>      |
| <u>6</u>                     | <u>600 SH UNITED HEALTH GROUP</u><br>_____<br>_____  | \$ <u>147,744.</u>                             | <u>12/28/18</u>      |

Name of organization

Employer identification number

**L.A.T. FOUNDATION****65-1060292**

**Part III** Exclusively religious, charitable, etc., contributions to organizations described in section 501(c)(7), (8), or (10) that total more than \$1,000 for the year from any one contributor. Complete columns (a) through (e) and the following line entry. For organizations completing Part III, enter the total of exclusively religious, charitable, etc., contributions of \$1,000 or less for the year (Enter this info once) ▶ \$ \_\_\_\_\_

Use duplicate copies of Part III if additional space is needed

| (a) No.<br>from<br>Part I | (b) Purpose of gift                     | (c) Use of gift | (d) Description of how gift is held      |
|---------------------------|---|-----------------|--|
|                           |   |                 |  |
|                           |   |                 |  |
|                           | (e) Transfer of gift                    |                 |  |
|                           | Transferee's name, address, and ZIP + 4 |                 | Relationship of transferor to transferee |
|                           |   |                 |  |
|                           |   |                 |  |
|                           | (e) Transfer of gift                    |                 |  |
|                           | Transferee's name, address, and ZIP + 4 |                 | Relationship of transferor to transferee |
|                           |   |                 |  |
|                           |   |                 |  |
|                           | (e) Transfer of gift                    |                 |  |
|                           | Transferee's name, address, and ZIP + 4 |                 | Relationship of transferor to transferee |
|                           |   |                 |  |
|                           |   |                 |  |
|                           | (e) Transfer of gift                    |                 |  |
|                           | Transferee's name, address, and ZIP + 4 |                 | Relationship of transferor to transferee |
|                           |   |                 |  |
|                           |   |                 |  |
|                           | (e) Transfer of gift                    |                 |  |
|                           | Transferee's name, address, and ZIP + 4 |                 | Relationship of transferor to transferee |
|                           |   |                 |  |
|                           |   |                 |  |

## L.A.T. FOUNDATION

**Part IV** Capital Gains and Losses for Tax on Investment Income

| (a) List and describe the kind(s) of property sold, e.g., real estate, 2-story brick warehouse, or common stock, 200 shs. MLC Co |   | (b) How acquired<br>P - Purchase<br>D - Donation | (c) Date acquired<br>(mo, day, yr) | (d) Date sold<br>(mo, day, yr) |
|--|---|--|------------------------------------|--------------------------------|
| 1a   | 25,000 UTS. DELL INC NT 5.875% 06/15/19 B/E DTD   | P  | 10/22/09                           | 06/17/19                       |
| b  | 50,000 UTS. MICROSOFT CORP NT 4.200% 06/01/19 B/  | P  | 12/23/14                           | 06/03/19                       |
| c  | 50,000 UTS. DISNEY WALT CO NEW MEDIUM TERM NTS FX | P  | 09/25/14                           | 05/30/19                       |
| d  | 12,000 UTS. TRUSTEES OF PRINCETON UNIV TAXABLE BD | P  | 05/03/11                           | 03/01/19                       |
| e  | 50,000 UTS. BRISTOL MYERS SQUIBB CO FIXED RT 1.7  | P  | 05/27/15                           | 03/01/19                       |
| f  | 25,000 UTS. CISCO SYS INC SR NT 4.950% 02/15/19   | P  | 01/25/10                           | 02/15/19                       |
| g  | 25,000 UTS. NOVARTIS SECS INVEST LTD SERIES ISIN  | P  | 03/01/10                           | 02/11/19                       |
| h  | 50,000 UTS. GENERAL ELEC CO NT 2.700% 10/09/22 B  | P  | 01/21/15                           | 11/15/18                       |
| i  | 60,000 UTS. COCA COLA CO FXD RT NT 1.650% 11/01/  | P  | 11/05/14                           | 11/01/18                       |
| j  | 50,000 UTS. ST JUDE MED INC FXD RT SR NT 3.250%   | P  | 04/18/16                           | 10/29/18                       |
| k  | 1,368.5516 SH TWENTY-FIRST CL A C/A EFF 3/19/19 1 | P  |                                    | 03/20/19                       |
| l  | 0.6653 SH DISNEY WALT CO DISNEY COM               | P  | 02/18/09                           | 03/20/19                       |
| m  | 0.3337 SH FOX CORP CL A COM                       | P  | 03/19/19                           | 03/19/19                       |
| n  | 1,050 SH KRAFT HEINZ CO COM STK                   | P  |                                    | 03/05/19                       |
| o  | 150 SH EXPRESS SCRIPTS HLDG CO COM                | P  | 08/02/18                           | 09/24/18                       |

| (e) Gross sales price | (f) Depreciation allowed<br>(or allowable) | (g) Cost or other basis<br>plus expense of sale | (h) Gain or (loss)<br>(e) plus (f) minus (g) |
|-----------------------|--|---|--|
| a 25,000.             |  | 25,000.   | 0.   |
| b 50,000.             |  | 50,000.   | 0.   |
| c 50,000.             |  | 49,625.   | 375.   |
| d 12,000.             |  | 12,000.   | 0.   |
| e 50,000.             |  | 50,000.   | 0.   |
| f 25,000.             |  | 25,000.   | 0.   |
| g 25,000.             |  | 25,000.   | 0.   |
| h 44,382.             |  | 50,358.   | <5,976.>                                     |
| i 60,000.             |  | 60,000.   | 0.   |
| j 50,148.             |  | 51,303.   | <1,155.>                                     |
| k 70,668.             |  | 6,685.  | 63,983.                                      |
| l 73.                 |  | 8.  | 65.  |
| m 13.                 |  | 14.   | <1.>   |
| n 34,546.             |  | 45,395.   | <10,849.>                                    |
| o 14,154.             |  | 11,694.   | 2,460.                                       |

Complete only for assets showing gain in column (h) and owned by the foundation on 12/31/69

| (i) F M V as of 12/31/69 | (j) Adjusted basis<br>as of 12/31/69 | (k) Excess of col (i)<br>over col (j), if any | (l) Losses (from col (h))<br>Gains (excess of col. (h) gain over col (k),<br>but not less than "-0-") |
|--------------------------|--------------------------------------|---|---|
| a                        |                                      |   | 0.  |
| b                        |                                      |   | 0.  |
| c                        |                                      |   | 375.  |
| d                        |                                      |   | 0.  |
| e                        |                                      |   | 0.  |
| f                        |                                      |   | 0.  |
| g                        |                                      |   | 0.  |
| h                        |                                      |   | <5,976.>  |
| i                        |                                      |   | 0.  |
| j                        |                                      |   | <1,155.>  |
| k                        |                                      |   | 63,983.   |
| l                        |                                      |   | 65.   |
| m                        |                                      |   | <1.>  |
| n                        |                                      |   | <10,849.>   |
| o                        |                                      |   | 2,460.  |

2 Capital gain net income or (net capital loss) { If gain, also enter in Part I, line 7  
If (loss), enter "-0-" in Part I, line 7 }

2

3 Net short-term capital gain or (loss) as defined in sections 1222(5) and (6).  
If gain, also enter in Part I, line 8, column (c).  
If (loss), enter "-0-" in Part I, line 8

3

**Part IV** Capital Gains and Losses for Tax on Investment Income

| (a) List and describe the kind(s) of property sold, e.g., real estate, 2-story brick warehouse, or common stock, 200 shs MLC Co |   | (b) How acquired<br>P - Purchase<br>D - Donation | (c) Date acquired<br>(mo, day, yr.) | (d) Date sold<br>(mo, day, yr.) |
|---|---|--|-------------------------------------|---------------------------------|
| 1a  | 40.186 SH. HARBOR INTERNATIONAL FUND INSTITUTIONA | P  | 12/18/17                            | 08/28/18                        |
| b   | 636.459 SH. HARBOR INTERNATIONAL FUND INSTITUTION | P  |                                     | 08/28/18                        |
| c   | CAPITAL GAINS DIVIDENDS                           |  |                                     |                                 |
| d   |   |  |                                     |                                 |
| e   |   |  |                                     |                                 |
| f   |   |  |                                     |                                 |
| g   |   |  |                                     |                                 |
| h   |   |  |                                     |                                 |
| i   |   |  |                                     |                                 |
| j   |   |  |                                     |                                 |
| k   |   |  |                                     |                                 |
| l   |   |  |                                     |                                 |
| m   |   |  |                                     |                                 |
| n   |   |  |                                     |                                 |
| o   |   |  |                                     |                                 |

| (e) Gross sales price | (f) Depreciation allowed<br>(or allowable) | (g) Cost or other basis<br>plus expense of sale | (h) Gain or (loss)<br>(e) plus (f) minus (g) |
|-----------------------|--|---|--|
| a 2,639.              |  | 2,697.  | <58.>  |
| b 41,789.             |  | 42,083.   | <294.>                                       |
| c 6,048.              |  |   | 6,048.                                       |
| d                     |  |   |  |
| e                     |  |   |  |
| f                     |  |   |  |
| g                     |  |   |  |
| h                     |  |   |  |
| i                     |  |   |  |
| j                     |  |   |  |
| k                     |  |   |  |
| l                     |  |   |  |
| m                     |  |   |  |
| n                     |  |   |  |
| o                     |  |   |  |

| Complete only for assets showing gain in column (h) and owned by the foundation on 12/31/69 |                                      |   | (l) Losses (from col (h))<br>Gains (excess of col (h) gain over col (k),<br>but not less than "-0-") |
|---|--------------------------------------|---|--|
| (i) FMV as of 12/31/69  | (j) Adjusted basis<br>as of 12/31/69 | (k) Excess of col (i)<br>over col (j), if any |  |
| a   |                                      |   | <58.>  |
| b   |                                      |   | <294.>   |
| c   |                                      |   | 6,048.   |
| d   |                                      |   |  |
| e   |                                      |   |  |
| f   |                                      |   |  |
| g   |                                      |   |  |
| h   |                                      |   |  |
| i   |                                      |   |  |
| j   |                                      |   |  |
| k   |                                      |   |  |
| l   |                                      |   |  |
| m   |                                      |   |  |
| n   |                                      |   |  |
| o   |                                      |   |  |

|   |   |         |
|---|---|---------|
| 2 Capital gain net income or (net capital loss) { If gain, also enter in Part I, line 7<br>If (loss), enter "-0-" in Part I, line 7 }   | 2 | 54,598. |
| 3 Net short-term capital gain or (loss) as defined in sections 1222(5) and (6)<br>If gain, also enter in Part I, line 8, column (c)<br>If (loss), enter "-0-" in Part I, line 8 } | 3 | N/A     |

**Part XV** Supplementary Information**3 Grants and Contributions Paid During the Year (Continuation)**

| Recipient<br>Name and address (home or business)  | If recipient is an individual,<br>show any relationship to<br>any foundation manager<br>or substantial contributor | Foundation<br>status of<br>recipient | Purpose of grant or<br>contribution   | Amount   |
|---|--|--------------------------------------|---|----------|
| DING DARLING WILDLIFE SOCIETY, INC.<br>1 WILDLIFE DRIVE, P.O. BOX 565<br>SANIBEL, FL 33957            | NONE   | PC                                   | SCHOOL TRANSPORTATION,<br>FUNDING FOR THE STAR<br>SUMMER TEACHER INTERN,<br>AND TO SUPPORT THE<br>REFUGE'S SCHOOL | 33,000.  |
| DING DARLING WILDLIFE SOCIETY, INC.<br>1 WILDLIFE DRIVE, P.O. BOX 565<br>SANIBEL, FL 33957            | NONE   | PC                                   | THE REFUGE'S WULFERT<br>ROAD LAND CAMPAIGN  | 150,000. |
| F.I.S.H. OF SANIBEL-CAPTIVA, INC.<br>2430-B PERIWINKLE WAY<br>SANIBEL, FL 33957                       | NONE   | PC                                   | GENERAL FUND  | 5,000.   |
| FLORIDA REPERTORY THEATRE<br>P.O. BOX 2483<br>FORT MYERS, FL 33902-2483                               | NONE   | PC                                   | GENERAL FUND  | 2,500.   |
| FORT MYERS SYMPHONIC MASTERSINGERS<br>6900 DANIELS PARKWAY, SUITE 29-193<br>FORT MYERS, FL 33912-7513 | NONE   | PC                                   | SPONSOR THE<br>MASTERSINGER'S AND<br>YOUTH CHOIR'S UPCOMING<br>SEASON   | 12,000.  |
| FORT MYERS COMMUNITY CONCERT ASSOC.<br>P.O. BOX 606<br>FORT MYERS, FL 33902                           | NONE   | PC                                   | GENERAL FUND  | 1,000.   |
| GULF COAST SYMPHONY<br>6314 CORPORATE COURT, SUITE #100<br>FORT MYERS, FL 33919                       | NONE   | PC                                   | GENERAL FUND  | 2,500.   |
| SANIBEL COMMUNITY ASSOCIATION, INC.<br>2173 PERIWINKLE WAY<br>SANIBEL, FL 33957                       | NONE   | PC                                   | GENERAL FUND  | 3,000.   |
| SANIBEL CONGREGATIONAL UNITED CHURCH<br>OF CHRIST<br>2050 PERIWINKLE WAY<br>SANIBEL, FL 33957         | NONE   | PC                                   | GENERAL FUND  | 3,500.   |
| SANIBEL HISTORICAL MUSEUM & VILLAGE<br>P.O. BOX 413<br>SANIBEL, FL 33957                              | NONE   | PC                                   | SPONSORSHIP OF<br>FEBRUARY 2020 GALA  | 3,000.   |
| Total from continuation sheets  |  |                                      |   | 335,000. |

**Part XV** Supplementary Information**3 Grants and Contributions Paid During the Year (Continuation)**

| Recipient<br>Name and address (home or business)  | If recipient is an individual,<br>show any relationship to<br>any foundation manager<br>or substantial contributor | Foundation<br>status of<br>recipient | Purpose of grant or<br>contribution   | Amount  |
|---|--|--------------------------------------|---|---------|
| SANIBEL MUSIC FESTIVAL<br>P.O. BOX 1623<br>SANIBEL, FL 33957-1623   | NONE   | PC                                   | CONCERT SPONSOR   | 15,000. |
| SANIBEL SEA SCHOOL<br>P.O. BOX 1229<br>SANIBEL, FL 33957  | NONE   | PC                                   | GENERAL FUND  | 1,000.  |
| SANIBEL-CAPTIVA CONSERVATION<br>FOUNDATION<br>3333 SANIBEL-CAPTIVA ROAD, P.O. BOX<br>839 SANIBEL, FL 33957-0839 | NONE   | PC                                   | GENERAL FUND, RECON<br>OPERATING COSTS, NO<br>CHILD LEFT ONSHORE<br>PROGRAM   | 50,000. |
| SYMPHONIC CHORALE OF SOUTHWEST<br>FLORIDA<br>P.O. BOX 07105<br>FORT MYERS, FL 33919                             | NONE   | PC                                   | FESTIVAL SPONSOR  | 7,500.  |
| WGCU PUBLIC MEDIA - FLORIDA GULF<br>COAST UNIVERSITY<br>10501 FGCU BOULEVARD SOUTH<br>FORT MYERS, FL 33965      | NONE   | PC                                   | GENERAL FUND  | 5,000.  |
| SOUTHWEST FLORIDA SYMPHONY<br>8290 COLLEGE PARKWAY, SUITE 103<br>FORT MYERS, FL 33919                           | NONE   | PC                                   | GENERAL FUND  | 5,000.  |
| SOUTHWEST FLORIDA SYMPHONY<br>8290 COLLEGE PARKWAY, SUITE 103<br>FORT MYERS, FL 33919                           | NONE   | PC                                   | SPONSORSHIP OF BRAVE<br>NEW MUSIC SERIES, BEN<br>FOLDS MASTERWORKS<br>CONCERT, SMALL STAGE<br>SYMPHONIES ON SANIBEL | 36,000. |
|   |  |                                      |   |         |
|   |  |                                      |   |         |
|   |  |                                      |   |         |
| Total from continuation sheets  |  |                                      |   |         |

**Part XV** Supplementary Information

3a Grants and Contributions Paid During the Year Continuation of Purpose of Grant or Contribution

NAME OF RECIPIENT - DING DARLING WILDLIFE SOCIETY, INC.

SCHOOL TRANSPORTATION, FUNDING FOR THE STAR SUMMER TEACHER INTERN, AND  
TO SUPPORT THE REFUGE'S SCHOOL PROGRAMS

---



---

FORM 990-PF                      DIVIDENDS AND INTEREST FROM SECURITIES                      STATEMENT    1

---

| SOURCE            | GROSS<br>AMOUNT | CAPITAL<br>GAINS<br>DIVIDENDS | (A)<br>REVENUE<br>PER BOOKS | (B)<br>NET INVEST-<br>MENT INCOME | (C)<br>ADJUSTED<br>NET INCOME |
|-------------------|-----------------|-------------------------------|-----------------------------|-----------------------------------|-------------------------------|
| PERSHING LLC      | 372,938.        | 6,048.                        | 366,890.                    | 366,890.                          |                               |
| TO PART I, LINE 4 | 372,938.        | 6,048.                        | 366,890.                    | 366,890.                          |                               |

---



---



---



---

FORM 990-PF                      ACCOUNTING FEES                      STATEMENT    2

---

| DESCRIPTION                  | (A)<br>EXPENSES<br>PER BOOKS | (B)<br>NET INVEST-<br>MENT INCOME | (C)<br>ADJUSTED<br>NET INCOME | (D)<br>CHARITABLE<br>PURPOSES |
|------------------------------|------------------------------|-----------------------------------|-------------------------------|-------------------------------|
| ACCOUNTING FEES              | 3,700.                       | 1,850.                            |                               | 1,850.                        |
| TO FORM 990-PF, PG 1, LN 16B | 3,700.                       | 1,850.                            |                               | 1,850.                        |

---



---



---



---

FORM 990-PF                      OTHER PROFESSIONAL FEES                      STATEMENT    3

---

| DESCRIPTION                  | (A)<br>EXPENSES<br>PER BOOKS | (B)<br>NET INVEST-<br>MENT INCOME | (C)<br>ADJUSTED<br>NET INCOME | (D)<br>CHARITABLE<br>PURPOSES |
|------------------------------|------------------------------|-----------------------------------|-------------------------------|-------------------------------|
| ADVISORY FEES                | 17,831.                      | 17,831.                           |                               | 0.                            |
| TO FORM 990-PF, PG 1, LN 16C | 17,831.                      | 17,831.                           |                               | 0.                            |

---



---



---



---

FORM 990-PF                      TAXES                      STATEMENT    4

---

| DESCRIPTION                 | (A)<br>EXPENSES<br>PER BOOKS | (B)<br>NET INVEST-<br>MENT INCOME | (C)<br>ADJUSTED<br>NET INCOME | (D)<br>CHARITABLE<br>PURPOSES |
|-----------------------------|------------------------------|-----------------------------------|-------------------------------|-------------------------------|
| FEDERAL EXCISE TAX          | 6,000.                       | 0.                                |                               | 0.                            |
| TO FORM 990-PF, PG 1, LN 18 | 6,000.                       | 0.                                |                               | 0.                            |

---



---



FORM 990-PF OTHER INCREASES IN NET ASSETS OR FUND BALANCES STATEMENT 5

| DESCRIPTION  | AMOUNT   |
|--|----------|
| STEP-UP IN BASIS PER TWENTY-FIRST CENTURY FOX/WALT DISNEY COMPANY MERGER | 212,007. |
| TOTAL TO FORM 990-PF, PART III, LINE 3                                   | 212,007. |

FORM 990-PF OTHER DECREASES IN NET ASSETS OR FUND BALANCES STATEMENT 6

| DESCRIPTION  | AMOUNT  |
|--|---------|
| VARIANCE IN REALIZED GAINS/LOSSES PER YEAR-END REPORT VS. MONTHLY STATEMENTS | 63,831. |
| TOTAL TO FORM 990-PF, PART III, LINE 5                                       | 63,831. |

FORM 990-PF U.S. AND STATE/CITY GOVERNMENT OBLIGATIONS STATEMENT 7

| DESCRIPTION                                      | U.S.<br>GOV'T | OTHER<br>GOV'T | BOOK VALUE | FAIR MARKET<br>VALUE |
|--|---------------|----------------|------------|----------------------|
| MUNICIPAL BONDS                                  |               | X              | 637,839.   | 619,084.             |
| TOTAL U.S. GOVERNMENT OBLIGATIONS                |               |                |            |                      |
| TOTAL STATE AND MUNICIPAL GOVERNMENT OBLIGATIONS |               |                | 637,839.   | 619,084.             |
| TOTAL TO FORM 990-PF, PART II, LINE 10A          |               |                | 637,839.   | 619,084.             |

FORM 990-PF CORPORATE STOCK STATEMENT 8

| DESCRIPTION                             | BOOK VALUE | FAIR MARKET<br>VALUE |
|---|------------|----------------------|
| STOCKS                                  | 2,511,124. | 4,866,744.           |
| TOTAL TO FORM 990-PF, PART II, LINE 10B | 2,511,124. | 4,866,744.           |

---

|             |                 |           |   |
|-------------|-----------------|-----------|---|
| FORM 990-PF | CORPORATE BONDS | STATEMENT | 9 |
|-------------|-----------------|-----------|---|

---

| DESCRIPTION                             | BOOK VALUE | FAIR MARKET VALUE |
|---|------------|-------------------|
| CORPORATE BONDS                         | 2,157,138. | 2,155,803.        |
| TOTAL TO FORM 990-PF, PART II, LINE 10C | 2,157,138. | 2,155,803.        |

---

---

|             |                   |           |    |
|-------------|-------------------|-----------|----|
| FORM 990-PF | OTHER INVESTMENTS | STATEMENT | 10 |
|-------------|-------------------|-----------|----|

---

| DESCRIPTION                            | VALUATION METHOD | BOOK VALUE | FAIR MARKET VALUE |
|--|------------------|------------|-------------------|
| MUTUAL FUNDS                           | COST             | 189,090.   | 294,734.          |
| TOTAL TO FORM 990-PF, PART II, LINE 13 |                  | 189,090.   | 294,734.          |

---

L.A.T. Foundation  
Form 990-PF; Part II; Balance Sheets  
FYE 6/30/2019 EIN: 65-1060292

Pershing Advisor Solutions LLC, a BNY Mellon company  
One Pershing Plaza, Jersey City, NJ 07399  
(877) 870-7230  
Member FINRA, SIPC

June 1, 2019 - June 30, 2019  
L A T FOUNDATION

Portfolio Holdings

| Description   | Quantity   | Market Price | Market Value | Accrued Interest | Estimated Annual Income | Estimated Yield |
|---|------------|--------------|--------------|------------------|-------------------------|-----------------|
| <b>FIXED INCOME 33.00% of Portfolio (In Maturity Date Sequence)</b>   |            |              |              |                  |                         |                 |
| <b>Municipal Bonds</b>  |            |              |              |                  |                         |                 |
| UTAH COUNTY UTAH TRANSH SALES TAX REV<br>SALES TAX REV BDS 2009B<br>5.570% 12/01/22 B/E DTD 08/27/09<br>PREREFUNDED 12/01/19 @ 100.000<br>INS ASSURED GUARANTY CORP<br>1ST CPN DTE 12/01/09 CPN PMT SEMI ANNUAL<br>ON JUN 01 AND DEC 01<br>---TAXABLE---<br>S & P Rating AA<br>Security Identifier: 91739RAN7 | 75,000.000 | 101.3470     | 76,010.25    | 336.52           | 4,177.50                | 5.49%           |
| DAVENPORT IOWA TAXABLE GO REF BDS<br>2012B 3.100% 06/01/23 B/E<br>DTD 05/07/12 CALLABLE 06/01/20<br>@ 100.000 1ST CPN DTE 12/01/12<br>CPN PMT SEMI ANNUAL ON JUN 01 AND DEC 01<br>---TAXABLE---<br>S & P Rating AA<br>Security Identifier: 238388L77  | 70,000.000 | 101.1510     | 70,805.70    | 174.81           | 2,170.00                | 3.08%           |



L.A.T. Foundation  
Form 990-PF; Part II; Balance Sheets  
FYE 6/30/2019 EIN: 65-1060292

Portfolio Holdings (continued)

| Description  | Quantity   | Market Price | Market Value | Accrued Interest | Estimated Annual Income | Estimated Yield |
|--|------------|--------------|--------------|------------------|-------------------------|-----------------|
| <b>FIXED INCOME (continued)</b>  |            |              |              |                  |                         |                 |
| <b>Municipal Bonds (continued)</b>   |            |              |              |                  |                         |                 |
| SACRAMENTO CNTY CALIF SANTIN DIST<br>FINC AUTH REV REV BDS SACRAMENTO REG<br>3.203% 12/01/23 B/E DTD 11/79/14<br>1ST CPN DTE 06/01/15 CPN PMT SEMI ANNUAL<br>ON JUN 01 AND DEC 01<br>***TAXABLE***<br>Moody Rating Aa3 S & P Rating AA<br>Security Identifier: 786184VDS   | 50,000.000 | 104.3970     | 52,198.50    | 129.01           | 1,601.50                | 3.06%           |
| CLACKAMAS CNTY ORE SCH DIST NO 62 C<br>OREGON CITY TAXABLE GO REF BDS 2018 C<br>3.340% 06/15/24 B/E DTD 12/20/18<br>SCH OREGON SCHOOL BOND GUARANTEE P<br>1ST CPN DTE 12/15/19 CPN PMT SEMI ANNUAL<br>ON JUN 15 AND DEC 15<br>***TAXABLE***<br>Moody Rating Aa1 S & P Rating AA+<br>Security Identifier: 179162HJ4 | 50,000.000 | 104.9250     | 52,462.50    | 881.39           | 1,670.00                | 3.18%           |
| ENERGY NORTHWEST WASH ELEC REV REV<br>BDS BONNEVILLE PWR ADMIN 2012E<br>3.253% 07/01/24 B/E DTD 08/23/12<br>1ST CPN DTE 01/01/13 CPN PMT SEMI ANNUAL<br>ON JAN 01 AND JUL 01<br>***TAXABLE***<br>Moody Rating Aa1 S & P Rating AA-<br>Security Identifier: 29270CY58   | 50,000.000 | 104.2590     | 52,129.50    | 808.73           | 1,626.50                | 3.12%           |
| TEXAS ST GO WTR FINANCIAL ASSISTANCE<br>REF BDS 2013 D 3.832% 08/01/25 B/E<br>DTD 12/19/13, CALLABLE 08/01/22<br>@ 100.000 1ST CPN DTE 02/01/14<br>CPN PMT SEMI ANNUAL ON FEB 01 AND AUG 01<br>Moody Rating Aaa S & P Rating AAA<br>***TAXABLE***<br>Security Identifier: 882723EN5                                | 50,000.000 | 104.9280     | 52,464.00    | 793.01           | 1,916.00                | 3.65%           |



L.A.T. Foundation  
Form 990-PF; Part II; Balance Sheets  
FYE 6/30/2019 EIN: 65-1060292

Pershing Advisor Solutions LLC, a BNY Mellon company  
One Pershing Plaza, Jersey City, NJ 07399  
(877) 870-7230  
Member FINRA, SIPC

June 1, 2019 - June 30, 2019  
L A T FOUNDATION

Portfolio Holdings (continued)

| Description   | Quantity   | Market Price | Market Value | Accrued Interest | Estimated Annual Income | Estimated Yield |
|---|------------|--------------|--------------|------------------|-------------------------|-----------------|
| <b>FIXED INCOME (continued)</b>   |            |              |              |                  |                         |                 |
| <b>Municipal Bonds (continued)</b>  |            |              |              |                  |                         |                 |
| CORPUS CHRISTI TEX GEN IMPT REF BDS<br>2012 3.052% 03/01/26 B/E<br>DTD 12/01/12 CALLABLE 03/01/22<br>@ 100,000 1ST CPN DTE 03/01/23<br>CPN PMT SEMI ANNUAL ON MAR 01 AND SEP 01<br>Moody Rating Aa2 S & P Rating AA<br>***TAXABLE***<br>Security Identifier: 22012412         | 50,000 000 | 102.0020     | 51,001 00    | 504 43           | 1,526.00                | 2.99%           |
| TEXAS A & M UNIV REV REV FINANCING SYS<br>BDS 2010 4.000% 05/15/26 B/E<br>DTD 07/23/15 CALLABLE 05/15/25<br>@ 100,000 1ST CPN DTE 05/15/25<br>CPN PMT SEMI ANNUAL ON MAY 15 AND NOV 15<br>Moody Rating Aaa S & P Rating AAA<br>***TAXABLE***<br>Security Identifier: 8823ACH3 | 25,000 000 | 109.0870     | 27,271 75    | 125 00           | 1,000 00                | 3.66%           |
| BUNCOMBE CNTY N C LTD OBLIG COPS 2010B<br>6.500% 06/01/26 B/E DTD 12/16/10<br>CALLABLE 06/01/20 @ 100,000<br>1ST CPN DTE 06/01/11 CPN PMT SEMI ANNUAL<br>ON JUN 01 AND DEC 01<br>***TAXABLE***<br>Moody Rating Aa1 S & P Rating AA+   | 50,000 000 | 103.5830     | 51,791.50    | 261 81           | 3,250 00                | 6.27%           |
| DANE CNTY WIS TAXABLE HEALTH CTR<br>BDS 2009K 5.450% 06/01/26 B/E<br>DTD 10/01/09 CALLABLE 07/28/19<br>@ 100,000 1ST CPN DTE 06/01/10<br>CPN PMT SEMI ANNUAL ON JUN 01 AND DEC 01<br>***TAXABLE***<br>Moody Rating Aa1<br>Security Identifier: 236091F58                      | 55,000 000 | 100.2470     | 55,135 85    | 241 47           | 2,997.50                | 5.43%           |

Page 5 of 29

Account Number: 53C-01B42

Go paperless  
ACCOUNT DELIVERY



Rated Excellent  
Every Year Since 2007  
GALBA RATED COMMUNICATIONS  
EXCELLENCE

Clearing through Pershing LLC, a wholly owned  
subsidiary of The Bank of New York Mellon  
Corporation (BNY Mellon)  
Pershing LLC, member FINRA, NYSE, SIPC



L.A.T. Foundation  
Form 990-PF; Part II; Balance Sheets  
FYE 6/30/2019 EIN: 65-1060292

Portfolio Holdings (continued)

| Description   | Quantity           | Market Price | Market Value        | Accrued Interest  | Estimated Annual Income | Estimated Yield |
|---|--------------------|--------------|---------------------|-------------------|-------------------------|-----------------|
| <b>FIXED INCOME (continued)</b>   |                    |              |                     |                   |                         |                 |
| <b>Municipal Bonds (continued)</b>  |                    |              |                     |                   |                         |                 |
| FAIRBORN OHIO CITY SCH DIST TAXABLE SCH<br>IMPT REF BDS 2015 3.500% 12/01/26 B/E<br>DTD 06/17/15 CALLABLE 12/01/24<br>@ 100 000 SCH OHIO ST AID<br>INTERCEPT PROG 1ST CPN DTE 12/01/15<br>CPN PMT SEMI ANNUAL ON JUN 01 AND DEC 01<br>---TAXABLE---<br>Moody Rating Aa2<br>Security Identifier: 303603HRB     | 25,000 000         | 103.8880     | 25,972 00           | 70 49             | 875 00                  | 3.36%           |
| ANDERSON IND SCH BLDG CORP TAXABLE GO<br>PENSION REF BDS 2015 3.625% 07/05/27 B/E<br>DTD 03/10/15 CALLABLE 07/05/23<br>@ 100 000 SCH INDIANA ST AID<br>INTERCEPT PROG 1ST CPN DTE 07/05/15<br>CPN PMT SEMI ANNUAL ON JAN 05 AND JUL 05<br>---TAXABLE---<br>S & P Rating AA+<br>Security Identifier: 033896K03 | 50,000 000         | 103.6820     | 51,841 00           | 881 08            | 1,812 50                | 3.49%           |
| <b>Total Municipal Bonds:</b>   | <b>600,000 000</b> |              | <b>\$619,083.55</b> | <b>\$5,207.75</b> | <b>\$24,622.50</b>      |                 |
| <b>Corporate Bonds</b>  |                    |              |                     |                   |                         |                 |
| CATERPILLAR FINL SVCS CORP MEDIUM<br>TERM HTS- FXD RT MT SER H<br>2.250% 12/01/19 B/E DTD 12/01/14<br>1ST CPN DTE 06/01/15 CPN PMT SEMI ANNUAL<br>ON JUN 01 AND DEC 01<br>Moody Rating A3 S & P Rating A<br>Security Identifier: 14912L6F3  | 25,000 000         | 99 9410      | 24,985 25           | 45.31             | 562 50                  | 2.25%           |
| CISCO SYS INC FIXED RT SR MT<br>4.450% 01/15/20 B/E DTD 11/07/09<br>1ST CPN DTE 01/15/10 CPN PMT SEMI ANNUAL<br>ON JAN 15 AND JUL 15<br>Moody Rating A1 S & P Rating AA-<br>Security Identifier: 17275RAHS  | 25,000 000         | 101 1050     | 25,276.25           | 509.90            | 1,112 50                | 4.40%           |



**L.A.T. Foundation**  
**Form 990-PF; Part II; Balance Sheets**  
**FYE 6/30/2019** **EIN: 65-1060292**

**Pershing Advisor Solutions LLC, a BNY Mellon company**  
**One Pershing Plaza, Jersey City, NJ 07399**  
**(877) 870-7230**  
**Member FINRA, SIPC**

June 1, 2019 - June 30, 2019  
LAT FOUNDATION

**Portfolio Holdings (continued)**

| Description   | Quantity   | Market Price | Market Value | Accrued Interest | Estimated Annual Income | Estimated Yield |
|---|------------|--------------|--------------|------------------|-------------------------|-----------------|
| <b>FIXED INCOME (continued)</b>   |            |              |              |                  |                         |                 |
| <b>Corporate Bonds (continued)</b>  |            |              |              |                  |                         |                 |
| ADOBE SYS INC FIXED RT NT<br>4.750% 02/01/20 B/E DTD 02/01/10<br>1ST CPN DTE 08/01/10 CPN PMT SEMI ANNUAL<br>ON FEB 01 AND AUG 01<br>Moody Rating A3 S & P Rating A<br>Security Identifier: 00724FAB7                                     | 75,000.000 | 101.3630     | 76,022.25    | 1,474.48         | 3,562.50                | 4.68%           |
| LOWES COS INC FIXED RT NT<br>4.625% 04/15/20 B/E DTD 04/15/10<br>CALLABLE 10/15/19 @ 100.000<br>1ST CPN DTE 10/15/10 CPN PMT SEMI ANNUAL<br>ON APR 15 AND OCT 15<br>Moody Rating Baa1 S & P Rating BBB+<br>Security Identifier: 548661CQ8 | 25,000.000 | 100.6960     | 25,174.00    | 240.89           | 1,156.25                | 4.59%           |
| INTERNATIONAL BUSINESS MACHS CORP<br>FIXD RT 1.625% 05/15/20 B/E<br>DTD 05/07/13 1ST CPN DTE 11/15/13<br>CPN PMT SEMI ANNUAL ON MAY 15 AND NOV 15<br>Moody Rating A1 S & P Rating A<br>Security Identifier: 459200H46                     | 50,000.000 | 99.4260      | 49,713.00    | 101.56           | 812.50                  | 1.63%           |
| MCDONALDS CORP MEDIUM TERM NTS<br>FIXED RT 3.500% 07/15/20 B/E<br>DTD 08/02/10 1ST CPN DTE 01/15/11<br>CPN PMT SEMI ANNUAL ON JAN 15 AND JUL 15<br>Moody Rating Baa1 S & P Rating BBB+<br>Security Identifier: 58013MEJ9                  | 25,000.000 | 101.1650     | 25,291.25    | 401.04           | 875.00                  | 3.45%           |
| JOHNSON & JOHNSON FIXED RT NT<br>2.950% 09/01/20 B/E DTD 08/07/10<br>1ST CPN DTE 03/01/11 CPN PMT SEMI ANNUAL<br>ON MAR 01 AND SEP 01<br>Moody Rating Aaa S & P Rating AAA<br>Security Identifier: 478160AW4                              | 50,000.000 | 101.0720     | 50,536.00    | 487.57           | 1,475.00                | 2.91%           |

L.A.T. Foundation  
Form 990-PF; Part II; Balance Sheets  
FYE 6/30/2019 EIN: 65-1060292

Portfolio Holdings (continued)

| Description   | Quantity   | Market Price | Market Value | Accrued Interest | Estimated Annual Income | Estimated Yield |
|---|------------|--------------|--------------|------------------|-------------------------|-----------------|
| <b>FIXED INCOME (continued)</b>   |            |              |              |                  |                         |                 |
| <b>Corporate Bonds (continued)</b>  |            |              |              |                  |                         |                 |
| CELGENE CORP SR FIXED RT NT<br>3.950% 10/15/20 B/E DTD 10/07/10<br>1ST CPN DTE 04/15/11 CPN PMT SEMI ANNUAL<br>ON APR 15 AND OCT 15<br>Moody Rating Baa2 S & P Rating BBB+<br>Security Identifier: 151020AE4  | 50,000 000 | 101.9650     | 50,982.50    | 411.46           | 1,975.00                | 3.87%           |
| BAYLOR SCOTT & WHITE HLDGS FIXED RATE<br>TAXABLE BD SER 2015 2.123% 11/15/20 B/E<br>DTD 04/22/15 CALLABLE 08/15/20<br>@ 100 000 1ST CPN DTE 11/15/15<br>CPN PMT SEMI ANNUAL ON MAY 15 AND NOV 15<br>Moody Rating Aa3 S & P Rating AA-<br>Security Identifier: 072863AA1 | 50,000 000 | 99.5710      | 49,785.50    | 132.69           | 1,061.50                | 2.13%           |
| APPLE INC FXD RT NT 2.850% 05/06/21 B/E<br>DTD 05/06/14 1ST CPN DTE 11/06/14<br>CPN PMT SEMI ANNUAL ON MAY 06 AND NOV 06<br>Moody Rating Aa1 S & P Rating AA+<br>Security Identifier: 037833AR1   | 50,000 000 | 101.4630     | 50,731.50    | 213.75           | 1,425.00                | 2.80%           |
| GOOGLE INC FXD RT NT 3.625% 05/19/21 B/E<br>DTD 05/19/11 1ST CPN DTE 11/19/11<br>CPN PMT SEMI ANNUAL ON MAY 19 AND NOV 19<br>S & P Rating AA+<br>Security Identifier: 38259PAB8   | 50,000 000 | 103.0330     | 51,516.50    | 85.42            | 2,050.00                | 3.97%           |
| AMGEN INC SR NT 4.100% 06/15/21 B/E<br>DTD 06/30/11 CALLABLE 03/15/21<br>@ 100 000 1ST CPN DTE 12/15/11<br>CPN PMT SEMI ANNUAL ON JUN 15 AND DEC 15<br>Moody Rating Baa1 S & P Rating A<br>Security Identifier: 031162BG4   | 50,000 000 | 101.8360     | 50,918.00    | 520.83           | 1,500.00                | 2.94%           |
| PEPSICO INC SR NT 3.000% 08/25/21 B/E<br>DTD 08/29/11 1ST CPN DTE 02/25/12<br>CPN PMT SEMI ANNUAL ON FEB 25 AND AUG 25<br>Moody Rating A1 S & P Rating A+<br>Security Identifier: 704488V77   | 50,000 000 |              |              |                  |                         |                 |





L.A.T. Foundation  
Form 990-PF; Part II; Balance Sheets  
FYE 6/30/2019 EIN: 65-1060292

Pershing Advisor Solutions LLC, a BNY Mellon company  
One Pershing Plaza, Jersey City, NJ 07399  
(877) 870-7230  
Member FINRA, SIPC

June 1, 2019 - June 30, 2019  
L A T FOUNDATION

Portfolio Holdings (continued)

| Description   | Quantity   | Market Price | Market Value | Accrued Interest | Estimated Annual Income | Estimated Yield |
|---|------------|--------------|--------------|------------------|-------------------------|-----------------|
| <b>FIXED INCOME (continued)</b>   |            |              |              |                  |                         |                 |
| <b>Corporate Bonds (continued)</b>  |            |              |              |                  |                         |                 |
| BECTON DICKINSON & CO FIXED RT NT<br>3.125% 11/08/21 B/E DTD 11/08/11<br>1ST CPN DTE 06/08/12 CPN PMT SEMI ANNUAL<br>ON MAY 08 AND NOV 08<br>Moody Rating Ba1 S & P Rating BBB<br>Security Identifier: 075887BA6                      | 50,000 000 | 101.4660     | 50,733.00    | 225.69           | 1,562.50                | 3.07%           |
| GILEAD SCIENCES INC SR NT<br>4.400% 12/01/21 B/E DTD 12/01/11<br>CALLABLE 09/01/21 @ 100.000<br>1ST CPN DTE 06/01/12 CPN PMT SEMI ANNUAL<br>ON JUN 01 AND DEC 01<br>Moody Rating A3 S & P Rating A<br>Security Identifier: 375538AU7  | 50,000 000 | 104.6130     | 52,306.50    | 177.22           | 2,200.00                | 4.20%           |
| BERKSHIRE HATHAWAY INC DEL SR NT<br>3.400% 01/31/22 B/E DTD 01/31/12<br>1ST CPN DTE 07/31/12 CPN PMT SEMI ANNUAL<br>ON JAN 30 AND JUL 30<br>Moody Rating Aa2 S & P Rating AA<br>Security Identifier: 084670BF4                        | 50,000 000 | 103.9970     | 51,998.50    | 708.33           | 1,700.00                | 3.26%           |
| PROCTER & GAMBLE CO FIXED RATE NOTE<br>2.300% 02/06/22 B/E DTD 02/06/12<br>1ST CPN DTE 08/06/12 CPN PMT SEMI ANNUAL<br>ON FEB 06 AND AUG 06<br>Moody Rating AA3 S & P Rating AA-<br>Security Identifier: 742718DY2                    | 50,000 000 | 100.7910     | 50,395.50    | 460.00           | 1,150.00                | 2.28%           |
| EBAY INC FXD RT SR NT<br>3.800% 03/09/22 B/E DTD 03/09/16<br>CALLABLE 02/09/22 @ 100.000<br>1ST CPN DTE 09/09/16 CPN PMT SEMI ANNUAL<br>ON MAR 09 AND SEP 09<br>Moody Rating Baa1 S & P Rating BBB+<br>Security Identifier: 278642AKG | 25,000 000 | 103.5270     | 25,881.75    | 292.92           | 950.00                  | 3.67%           |

Page 9 of 29

Account Number: SSC-01342  
000013710P

Go paperless  
ASK ABOUT DELIVERY



Rated Excellent  
Every Year Since 2007  
DUAL RATED COMMUNICATIONS  
EXCELLENCE

Cheering through Pershing LLC, a wholly owned  
subsidiary of The Bank of New York Mellon  
Corporation (BNY Mellon)  
Pershing LLC, member FINRA, NYSE, SIPC



L.A.T. Foundation  
Form 990-PF; Part II; Balance Sheets  
FYE 6/30/2019 EIN: 65-1060292

Portfolio Holdings (continued)

| Description  | Quantity   | Market Price | Market Value | Accrued Interest | Estimated Annual Income | Estimated Yield |
|--|------------|--------------|--------------|------------------|-------------------------|-----------------|
| <b>FIXED INCOME (continued)</b>  |            |              |              |                  |                         |                 |
| <b>Corporate Bonds (continued)</b>   |            |              |              |                  |                         |                 |
| LOWES COS INC NT 3.120% 04/15/22 B/E<br>DTD 04/23/12 CALLABLE 01/15/22<br>@ 100.000 1ST CPN DTE 10/15/12<br>CPN PMT SEMI ANNUAL ON APR 15 AND OCT 15<br>Moody Rating Baa1 S & P Rating BBB+<br>Security Identifier: 548661CV5              | 25,000.000 | 101.9720     | 25,493.00    | 162.50           | 780.00                  | 3.05%           |
| COLGATE-PALMOLIVE CO MEDIUM TERM NTS<br>FIXED RT NTS SER G 2.300% 05/03/22 B/E<br>DTD 05/03/12 1ST CPN DTE 11/03/12<br>CPN PMT SEMI ANNUAL ON MAY 03 AND NOV 03<br>Moody Rating Aa3 S & P Rating AA-<br>Security Identifier: 19416QDZ0     | 50,000.000 | 101.0970     | 50,548.50    | 182.08           | 1,150.00                | 2.27%           |
| STANLEY BLACK & DECKER INC GTD NT<br>2.900% 11/01/22 B/E DTD 11/06/12<br>GTD BLACK & DECKER CORP<br>1ST CPN DTE 05/01/13 CPN PMT SEMI ANNUAL<br>ON MAY 01 AND NOV 01<br>Moody Rating Baa1 S & P Rating A<br>Security Identifier: 854502AD3 | 50,000.000 | 101.6190     | 50,809.50    | 237.64           | 1,450.00                | 2.85%           |
| ECOLAB INC FXD RT NOTES<br>3.250% 01/14/23 B/E DTD 01/14/16<br>CALLABLE 11/14/22 @ 100.000<br>1ST CPN DTE 07/14/16 CPN PMT SEMI ANNUAL<br>ON JAN 14 AND JUL 14<br>Moody Rating Baa1 S & P Rating A-<br>Security Identifier: 278865AU4      | 75,000.000 | 102.7430     | 77,057.25    | 1,123.96         | 2,437.50                | 3.16%           |
| CARDINAL HEALTH INC NT<br>3.200% 03/15/23 B/E DTD 03/22/13<br>1ST CPN DTE 09/15/13 CPN PMT SEMI ANNUAL<br>ON MAR 15 AND SEP 15<br>Moody Rating Baa2 S & P Rating BBB+<br>Security Identifier: W149YAY4                                     | 50,000.000 | 101.2730     | 50,636.50    | 466.67           | 1,600.00                | 3.15%           |



L.A.T. Foundation  
Form 990-PF; Part II; Balance Sheets  
FYE 6/30/2019 EIN: 65-1060292

Pershing Advisor Solutions LLC, a BNY Mellon company  
One Pershing Plaza, Jersey City, NJ 07399  
(877) 870-7230  
Member FINRA, SIPC

June 1, 2019 - June 30, 2019  
LAT FOUNDATION

Portfolio Holdings (continued)

| Description  | Quantity   | Market Price | Market Value | Accrued Interest | Estimated Annual Income | Estimated Yield |
|--|------------|--------------|--------------|------------------|-------------------------|-----------------|
| <b>FIXED INCOME (continued)</b>  |            |              |              |                  |                         |                 |
| <b>Corporate Bonds (continued)</b>   |            |              |              |                  |                         |                 |
| THERMO FISHER SCIENTIFIC INC FIXED RATE NOTE 3.000% 04/15/23 B/E DTD 04/13/16 CALLABLE 02/15/23 @ 100.000 1ST CPN DTE 10/15/16 CPN PMT SEMI ANNUAL ON APR 15 AND OCT 15 Moody Rating Baa1 S & P Rating BBB+ Security Identifier: 883556BK1 | 50,000 000 | 102.5450     | 51,272.50    | 312.50           | 1,500.00                | 2.92%           |
| HERSHEY CO FXD RT SR NT 3.375% 05/15/23 B/E DTD 05/10/18 CALLABLE 04/15/23 @ 100.000 1ST CPN DTE 11/15/18 CPN PMT SEMI ANNUAL ON MAY 15 AND NOV 15 Moody Rating A1 S & P Rating A Security Identifier: 427866A21                           | 50,000 000 | 104.5630     | 52,281.50    | 210.94           | 1,687.50                | 3.22%           |
| UNITED TECHNOLOGIES CORP FXD RT SR NT 3.650% 08/16/23 B/E DTD 08/16/18 CALLABLE 07/16/23 @ 100.000 1ST CPN DTE 02/16/19 CPN PMT SEMI ANNUAL ON FEB 16 AND AUG 16 Moody Rating Baa1 S & P Rating BBB+ Security Identifier: 9D017DB2         | 50,000 000 | 104.7290     | 52,364.50    | 679.31           | 1,825.00                | 3.48%           |
| 3M CO FXD RT MEDIUM TERM NT SER F 3.250% 02/14/24 B/E DTD 09/14/18 CALLABLE 01/14/24 @ 100.000 1ST CPN DTE 02/14/19 CPN PMT SEMI ANNUAL ON FEB 14 AND AUG 14 Moody Rating A1 S & P Rating AA- Security Identifier: 88579Y886               | 75,000 000 | 104.4660     | 78,349.50    | 920.83           | 2,437.50                | 3.11%           |



L.A.T. Foundation  
Form 990-PF; Part II; Balance Sheets  
FYE 6/30/2019 EIN: 65-1060292

Portfolio Holdings (continued)

| Description  | Quantity    | Market Price | Market Value | Accrued Interest | Estimated Annual Income | Estimated Yield |
|--|-------------|--------------|--------------|------------------|-------------------------|-----------------|
| <b>FIXED INCOME (continued)</b>  |             |              |              |                  |                         |                 |
| <b>Corporate Bonds (continued)</b>   |             |              |              |                  |                         |                 |
| AMPHENOL CORP NEW FXD RT SR NT<br>3.200% 04/01/24 B/E DTD 04/05/17<br>CALLABLE 02/01/24 @ 100.000<br>1ST CPN DTE 10/01/17 CPN PMT SEMI ANNUAL<br>ON APR 01 AND OCT 01<br>Moody Rating Baa1 S & P Rating BBB+<br>Security Identifier: 03209SAG6 | 100,000.000 | 102.4780     | 102,478.00   | 791.11           | 3,200.00                | 3.12%           |
| CATERPILLAR INC SR NT<br>3.400% 05/15/24 B/E DTD 05/08/14<br>CALLABLE 02/15/24 @ 100.000<br>1ST CPN DTE 11/15/14 CPN PMT SEMI ANNUAL<br>ON MAY 15 AND NOV 15<br>Moody Rating A3 S & P Rating A<br>Security Identifier: 149123CC3               | 75,000.000  | 104.9370     | 78,702.75    | 318.75           | 2,550.00                | 3.24%           |
| CELGENE CORP SR FXD RT NT<br>3.625% 05/15/24 B/E DTD 05/15/14<br>CALLABLE 02/15/24 @ 100.000<br>1ST CPN DTE 11/15/14 CPN PMT SEMI ANNUAL<br>ON MAY 15 AND NOV 15<br>Moody Rating Baa2 S & P Rating BBB+<br>Security Identifier: 151020AP9      | 50,000.000  | 104.9780     | 52,489.00    | 226.56           | 1,812.50                | 3.45%           |
| STRYKER CORP SENIOR NOTE<br>3.375% 05/15/24 B/E DTD 05/01/14<br>CALLABLE 02/15/24 @ 100.000<br>1ST CPN DTE 11/15/14 CPN PMT SEMI ANNUAL<br>ON MAY 15 AND NOV 15<br>Moody Rating Baa1 S & P Rating A<br>Security Identifier: 863667AF8          | 50,000.000  | 104.0210     | 52,010.50    | 210.94           | 1,687.50                | 3.24%           |
| ORACLE CORP FXD RT NT<br>3.400% 07/08/24 B/E DTD 07/08/14<br>CALLABLE 04/08/24 @ 100.000<br>1ST CPN DTE 01/08/15 CPN PMT SEMI ANNUAL<br>ON JAN 08 AND JUL 08<br>Moody Rating A1 S & P Rating AA-<br>Security Identifier: 68389XAU9             | 25,000.000  | 104.8030     | 26,200.75    | 406.11           | 850.00                  | 3.24%           |

Page 12 of 29

Account Number: 53C-01342  
1000761572107

Go paperless  
ASK ABOUT E-DELIVERY



Rated Excellent  
Every Year Since 2007  
DALBAR RATED COMMUNICATIONS  
EXCELLENCE

Checking through Pershing LLC, a wholly owned  
subsidiary of The Bank of New York Mellon  
Corporation (BNY Mellon)  
Pershing LLC, member FINRA, NYSE, SIPC

002 H20H

L.A.T. Foundation  
Form 990-PF; Part II; Balance Sheets  
FYE 6/30/2019 EIN: 65-1060292

Pershing Advisor Solutions LLC, a BNY Mellon company  
One Pershing Plaza, Jersey City, NJ 07399  
(877) 870-7230  
Member FINRA, SIPC

June 1, 2019 - June 30, 2019  
L A T FOUNDATION

**Portfolio Holdings (continued)**

| Description  | Quantity   | Market Price | Market Value | Accrued Interest | Estimated Annual Income | Estimated Yield |
|--|------------|--------------|--------------|------------------|-------------------------|-----------------|
| <b>FIXED INCOME (continued)</b>  |            |              |              |                  |                         |                 |
| <b>Corporate Bonds (continued)</b>   |            |              |              |                  |                         |                 |
| CLOROX CO FXD RT SR NT<br>3.500% 12/15/24 B/E DTD 12/09/14<br>CALLABLE 09/15/24 @ 100.000<br>1ST CPN DTE 06/15/15 CPN PMT SEMI ANNUAL<br>ON JUN 15 AND DEC 15<br>Moody Rating Baa1 S & P Rating A-<br>Security Identifier: 189054AU3                       | 50,000.000 | 104.7060     | 52,353.00    | 72.92            | 1,750.00                | 3.34%           |
| ABBOTT LABS FXD RT SR NT<br>2.950% 03/15/25 B/E DTD 03/10/15<br>CALLABLE 12/15/24 @ 100.000<br>1ST CPN DTE 09/15/15 CPN PMT SEMI ANNUAL<br>ON MAR 15 AND SEP 15<br>Moody Rating A3 S & P Rating BBB+<br>Security Identifier: 007824885                     | 50,000.000 | 102.8440     | 51,422.00    | 430.21           | 1,475.00                | 2.86%           |
| MCDONALDS CORP MEDIUM TERMNTS FXD<br>RT NT 3.375% 05/26/25 B/E<br>DTD 05/26/15 CALLABLE 02/26/25<br>@ 100.000 1ST CPN DTE 11/26/15<br>CPN PMT SEMI ANNUAL ON MAY 26 AND NOV 26<br>Moody Rating Baa1 S & P Rating BBB+<br>Security Identifier: 58033MEU4    | 25,000.000 | 104.6330     | 26,158.25    | 79.69            | 843.75                  | 3.22%           |
| COMCAST CORP GTD FXD RT NT<br>3.375% 08/15/25 B/E DTD 05/27/15<br>CALLABLE 05/15/25 @ 100.000<br>MULTIPLE GUARANTORS 1ST CPN DTE 08/15/15<br>CPN PMT SEMI ANNUAL ON FEB 15 AND AUG 15<br>Moody Rating A3 S & P Rating A-<br>Security Identifier: 20030R8N0 | 75,000.000 | 104.5900     | 78,442.50    | 949.22           | 2,531.25                | 3.22%           |

Page 13 of 29

Account Number: 53C-01842  
600026337810

Go paperless  
ASK ABOUT E-DELIVERY



Rated Excellent  
Every Year Since 2007  
Duke Energy  
Duke Energy Communications  
EXCELLENCE

Clearing through Pershing LLC, a wholly owned  
subsidiary of The Bank of New York Mellon  
Corporation (BNY Mellon)  
Pershing LLC, member FINRA, NYSE, SIPC



L.A. I. Foundation  
Form 990-PF; Part II; Balance Sheets  
FYE 6/30/2019 EIN: 65-1060292

Portfolio Holdings (continued)

| Description  | Quantity             | Market Price | Market Value          | Accrued Interest   | Estimated Annual Income | Estimated Yield |
|--|----------------------|--------------|-----------------------|--------------------|-------------------------|-----------------|
| <b>FIXED INCOME (continued)</b>  |                      |              |                       |                    |                         |                 |
| <b>Corporate Bonds (continued)</b>   |                      |              |                       |                    |                         |                 |
| MCCORMICK & CO INC FXD RT SR NT<br>3.250% 11/15/25 B/E DTD 11/06/15<br>CALLABLE 08/15/25 @ 100.000<br>1ST CPN DTE 05/15/16 CPN PMT SEMI ANNUAL<br>ON MAY 15 AND NOV 15<br>Moody Rating BAA2 S & P Rating BBB<br>Security Identifier: 579780A03 | 75,000.000           | 100.5000     | 75,375.00             | 304.69             | 2,437.50                | 3.23%           |
| VISA INC FXD RT SR NT<br>3.150% 12/14/25 B/E DTD 12/14/15<br>CALLABLE 09/14/25 @ 100.000<br>1ST CPN DTE 06/14/16 CPN PMT SEMI ANNUAL<br>ON JUN 14 AND DEC 14<br>Moody Rating Aa3 S & P Rating AA-<br>Security Identifier: 92826CAD4            | 75,000.000           | 104.9080     | 78,681.00             | 105.00             | 2,362.50                | 3.00%           |
| EXXON MOBIL CORP FXD RT SR NT<br>3.043% 03/01/26 B/E DTD 03/03/16<br>CALLABLE 12/01/25 @ 100.000<br>1ST CPN DTE 09/01/16 CPN PMT SEMI ANNUAL<br>ON MAR 01 AND SEP 01<br>Moody Rating AAA S & P Rating AA+<br>Security Identifier: 30231GAT9    | 50,000.000           | 103.6400     | 51,820.00             | 502.94             | 1,521.50                | 2.93%           |
| UNION PAC CORP FXD RT SR NT<br>2.750% 03/01/26 B/E DTD 03/01/16<br>CALLABLE 12/01/25 @ 100.000<br>1ST CPN DTE 09/01/16 CPN PMT SEMI ANNUAL<br>ON MAR 01 AND SEP 01<br>Moody Rating BAA1 S & P Rating A-<br>Security Identifier: 907818EH7      | 75,000.000           | 100.4650     | 75,348.75             | 681.77             | 2,062.50                | 2.73%           |
| HOME DEPOT INC FXD RT SR NT<br>3.000% 04/01/26 B/E DTD 02/12/16<br>CALLABLE 01/01/26 @ 100.000<br>1ST CPN DTE 10/01/16 CPN PMT SEMI ANNUAL<br>ON APR 01 AND OCT 01<br>Moody Rating A2 S & P Rating A<br>Security Identifier: 437076M03         | 50,000.000           | 103.5210     | 51,760.50             | 370.83             | 1,500.00                | 2.89%           |
| <b>Total Corporate Bonds:</b>  | <b>2,100,000.000</b> |              | <b>\$2,155,803.00</b> | <b>\$16,442.65</b> | <b>\$68,394.25</b>      |                 |
| <b>TOTAL FIXED INCOME</b>  | <b>2,700,000.000</b> |              | <b>\$2,774,886.55</b> | <b>\$21,650.40</b> | <b>\$93,016.75</b>      |                 |

Page 14 of 29

Account Number: 53C-01342  
00000000000000000000

Go paperless  
ASK ABOUT E-DELIVERY



Rated Excellent  
Every Year Since 2007  
DALLAS RATED COMMUNICATIONS  
EXCELLENCE

Clearing through Pershing LLC, a wholly owned  
subsidiary of The Bank of New York Mellon  
Corporation (BNY Mellon)  
Pershing LLC, member FINRA, NYSE, SIPC

00218288

L.A.T. Foundation  
Form 990-PF; Part II; Balance Sheets  
FYE 6/30/2019 EIN: 65-1060292

Pershing Advisor Solutions LLC, a BNY Mellon company  
One Pershing Plaza, Jersey City, NJ 07399  
(877) 870-7230  
Member FINRA, SIPC

June 1, 2019 - June 30, 2019  
L A T FOUNDATION

Portfolio Holdings (continued)

| Description  | Quantity  | Market Price | Market Value | Estimated Annual Income | Estimated Yield |
|--|-----------|--------------|--------------|-------------------------|-----------------|
| <b>EQUITIES 56.00% of Portfolio</b>  |           |              |              |                         |                 |
| <b>Common Stocks</b>   |           |              |              |                         |                 |
| LIBERTY GLOBAL PLC SHS CL C<br>ISIN#GB0088W67819<br>Security Identifier: LBTYK<br>CUSIP: G5480U20<br>Dividend Option: Cash | 2,400,000 | 26.5300      | 63,672.00    |                         |                 |
| MEDTRONIC PLC SHS<br>ISIN#IE0087M1Y16<br>Security Identifier: MDT<br>CUSIP: G5960LH03<br>Dividend Option: Cash             | 600,000   | 97.3900      | 58,434.00    | 1,296.00                | 2.21%           |
| ALPHABET INC CAP STK CL C<br>Security Identifier: GOOG<br>CUSIP: 02079K107<br>Dividend Option: Cash                        | 150,000   | 1,080.9100   | 162,136.50   |                         |                 |
| ALPHABET INC CL A<br>Security Identifier: GOOGL<br>CUSIP: 02079K305<br>Dividend Option: Cash                               | 100,000   | 1,082.8000   | 108,280.00   |                         |                 |
| AMAZON COM INC<br>Security Identifier: AMZN<br>CUSIP: 023135106<br>Dividend Option: Cash                                   | 95,000    | 1,893.6300   | 179,894.85   |                         |                 |
| AMGEN INC COM<br>Security Identifier: AMGN<br>CUSIP: 031621100<br>Dividend Option: Cash                                    | 500,000   | 184.2800     | 92,140.00    | 2,900.00                | 3.14%           |
| APPLE INC COM<br>Security Identifier: AAPL<br>CUSIP: 037833100<br>Dividend Option: Cash                                    | 770,000   | 197.9200     | 152,398.40   | 2,371.60                | 1.55%           |



L.A.T. Foundation  
Form 990-PF; Part II; Balance Sheets  
FYE 6/30/2019 EIN: 65-1060292

Portfolio Holdings (continued)

| Description  | Quantity  | Market Price | Market Value | Estimated Annual Income | Estimated Yield |
|--|-----------|--------------|--------------|-------------------------|-----------------|
| <b>EQUITIES (continued)</b>  |           |              |              |                         |                 |
| <b>Common Stocks (continued)</b>   |           |              |              |                         |                 |
| BERKSHIRE HATHAWAY INC DEL CL B NEW<br>Security Identifier: BRK B<br>CUSIP: 084670702<br>Dividend Option: Cash | 1,200,000 | 213.1700     | 255,804.00   |                         |                 |
| CYS HEALTH CORP COM<br>Security Identifier: CYS<br>CUSIP: 126650100<br>Dividend Option: Cash                   | 1,700,000 | 54.4900      | 92,633.00    | 3,400.00                | 3.67%           |
| CELGENE CORP<br>Security Identifier: CELG<br>CUSIP: 151020104<br>Dividend Option: Cash                         | 1,000,000 | 92.4400      | 92,440.00    |                         |                 |
| CHEVRON CORP NEW COM<br>Security Identifier: CVX<br>CUSIP: 166764100<br>Dividend Option: Cash                  | 600,000   | 124.4400     | 74,664.00    | 2,856.00                | 3.82%           |
| COLGATE PALMOLIVE CO COM<br>Security Identifier: CL<br>CUSIP: 194162103<br>Dividend Option: Cash               | 1,000,000 | 71.6700      | 71,670.00    | 1,720.00                | 2.39%           |
| COMCAST CORP CL A<br>Security Identifier: CMCSA<br>CUSIP: 200304101<br>Dividend Option: Cash                   | 3,300,000 | 42.2800      | 139,524.00   | 2,772.00                | 1.98%           |
| COSTCO WHOLESALE CORP NEW COM<br>Security Identifier: COST<br>CUSIP: 22160K305<br>Dividend Option: Cash        | 960,000   | 264.2600     | 253,689.60   | 2,496.00                | 0.98%           |
| CUMMINS INC<br>Security Identifier: CMI<br>CUSIP: 231021006<br>Dividend Option: Cash                           | 300,000   | 171.3400     | 51,402.00    | 1,368.00                | 2.66%           |
| DANAHER CORP COM<br>Security Identifier: DHR<br>CUSIP: 235851102<br>Dividend Option: Cash                      | 1,300,000 | 142.9200     | 185,796.00   | 884.00                  | 0.47%           |

Page 16 of 29

Account Number: 53C-011342  
0000701097109

Go paperless  
ASK ABOUT E-DELIVERY



Rated Excellent  
Every Year Since 2007  
DALLAS RATED COMMUNICATIONS  
EXCELLENCE

Clearing through Pershing LLC, a wholly owned  
subsidiary of The Bank of New York Mellon  
Corporation (BNY Mellon)  
Pershing LLC, member FINRA, NYSE, SIPC

03/21/2020



L.A.T. Foundation  
Form 990-PF; Part II; Balance Sheets  
FYE 6/30/2019 EIN: 65-1060292

Pershing Advisor Solutions LLC, a BNY Mellon company  
One Pershing Plaza, Jersey City, NJ 07399  
(877) 870-7230  
Member FINRA, SIPC

June 1, 2019 - June 30, 2019  
L A T FOUNDATION

Portfolio Holdings (continued)

| Description  | Quantity  | Market Price | Market Value | Estimated Annual Income | Estimated Yield |
|--|-----------|--------------|--------------|-------------------------|-----------------|
| <b>EQUITIES (continued)</b>  |           |              |              |                         |                 |
| <b>Common Stocks (continued)</b>   |           |              |              |                         |                 |
| DISNEY WALT CO DISNEY COM<br>Security Identifier: DIS<br>CUSIP: 254687106<br>Dividend Option: Cash | 1,730,000 | 139.6400     | 241,577.20   | 3,044.80                | 1.26%           |
| ECOLAB INC COM<br>Security Identifier: ECL<br>CUSIP: 278865100<br>Dividend Option: Cash            | 700,000   | 197.4400     | 138,208.00   | 1,288.00                | 0.93%           |
| FORTIVE CORP COM<br>Security Identifier: FTV<br>CUSIP: 349591008<br>Dividend Option: Cash          | 650,000   | 81.5200      | 52,988.00    | 182.00                  | 0.34%           |
| FOX CORP CL A COM<br>Security Identifier: FOXA<br>CUSIP: 353711105<br>Dividend Option: Cash        | 1,733,000 | 36.6400      | 63,497.12    | 797.18                  | 1.25%           |
| GILEAD SCIENCES INC<br>Security Identifier: GILD<br>CUSIP: 375558103<br>Dividend Option: Cash      | 1,000,000 | 67.5600      | 67,560.00    | 2,520.00                | 3.73%           |
| JOHNSON & JOHNSON COM<br>Security Identifier: JNJ<br>CUSIP: 478160104<br>Dividend Option: Cash     | 967,000   | 139.2800     | 134,683.76   | 3,674.60                | 2.72%           |
| MICROSOFT CORP COM<br>Security Identifier: MSFT<br>CUSIP: 594918104<br>Dividend Option: Cash       | 4,800,000 | 133.9600     | 643,008.00   | 8,832.00                | 1.37%           |
| ORACLE CORP COM<br>Security Identifier: ORCL<br>CUSIP: 68089X105<br>Dividend Option: Cash          | 3,400,000 | 56.9700      | 193,698.00   | 3,264.00                | 1.68%           |

Page 17 of 29

Account Number: 53C-01042  
000010037100

Go paperless  
ASK ABOUT E-STATEMENT



Rated Excellent  
Every Year Since 2007  
DALLAS RATED COMMUNICATIONS  
EXCELLENCE

Clearing through Pershing LLC, a wholly owned  
subsidiary of The Bank of New York Mellon  
Corporation (BNY Mellon)  
Pershing LLC, member FINRA, NYSE, SIPC



L.A.T. Foundation  
Form 990-PF; Part II; Balance Sheets  
FYE 6/30/2019 EIN: 65-1060292

Portfolio Holdings (continued)

| Description   | Quantity  | Market Price | Market Value          | Estimated Annual Income | Estimated Yield |
|---|-----------|--------------|-----------------------|-------------------------|-----------------|
| <b>EQUITIES (continued)</b>   |           |              |                       |                         |                 |
| <b>Common Stocks (continued)</b>  |           |              |                       |                         |                 |
| PAYPAL HLDGS INC COM<br>Security Identifier: PYPL<br>CUSIP: 70450YK03<br>Dividend Option: Cash            | 950 000   | 114 4600     | 108,737 00            |                         |                 |
| PEPSICO INC COM<br>Security Identifier: PEP<br>CUSIP: 733448108<br>Dividend Option: Cash                  | 500 000   | 131 1300     | 65,565 00             | 1,910 00                | 2 91%           |
| THERMO FISHER SCIENTIFIC INC COM<br>Security Identifier: TMO<br>CUSIP: 883556102<br>Dividend Option: Cash | 1,300 000 | 293 6800     | 381,784 00            | 988 00                  | 0 25%           |
| UNITED TECHNOLOGIES CORP COM<br>Security Identifier: UTX<br>CUSIP: 913017109<br>Dividend Option: Cash     | 970 000   | 130 2000     | 126,294 00            | 2,851 80                | 2 25%           |
| UNITEDHEALTH GROUP INC COM<br>Security Identifier: UNH<br>CUSIP: 91324P102<br>Dividend Option: Cash       | 1,750 000 | 244 0100     | 427,017 50            | 7,560 00                | 1 77%           |
| VISA INC COM CL A<br>Security Identifier: V<br>CUSIP: 928260839<br>Dividend Option: Cash                  | 300 000   | 173 5500     | 52,065 00             | 300 00                  | 0 57%           |
| WOODWARD INC COM<br>Security Identifier: WWD<br>CUSIP: 980745103<br>Dividend Option: Cash                 | 300 000   | 113 1600     | 33,948 00             | 195 00                  | 0 57%           |
| YUM BRANDS INC COM<br>Security Identifier: YUM<br>CUSIP: 988498101<br>Dividend Option: Cash               | 500 000   | 110 6700     | 55,335 00             | 840 00                  | 1 51%           |
| YUM CHINA HLDGS INC COM<br>Security Identifier: YUMC<br>CUSIP: 98850P109<br>Dividend Option: Cash         | 1,000 000 | 46 2000      | 46,200 00             | 480 00                  | 1 03%           |
| <b>Total Common Stocks</b>  |           |              | <b>\$4,866,743.93</b> | <b>\$60,790 98</b>      |                 |

Page 18 of 29

Account Number: 53C-01342  
100076339/100

Go paperless  
ASK ABOUT E-DELIVERY



Rated Excellent  
Every Year Since 2007  
DALLAS RATED COMMUNICATIONS  
EXCELLENCE

Clearing through Pershing LLC, a wholly owned  
subsidiary of The Bank of New York Mellon  
Corporation (BNY Mellon)  
Pershing LLC, member FINRA, NYSE SIPC

00715228

L.A.T. Foundation  
Form 990-PF; Part II; Balance Sheets  
FYE 6/30/2019 EIN: 65-1060292

Pershing Advisor Solutions LLC, a BNY Mellon company  
One Pershing Plaza, Jersey City, NJ 07399  
(877) 870-7230  
Member FINRA, SIPC

June 1, 2019 - June 30, 2019  
L A T FOUNDATION

Portfolio Holdings (continued)

| Description  | Quantity | Market Price | Market Value   | Estimated Annual Income | Estimated Yield |
|--|----------|--------------|----------------|-------------------------|-----------------|
| <b>EQUITIES (continued)</b>  |          |              |                |                         |                 |
| <b>TOTAL EQUITIES</b>  |          |              | \$4,866,743.93 | \$60,790.98             |                 |
| <b>MUTUAL FUNDS 1.00% of Portfolio</b>   |          |              |                |                         |                 |
| COLUMBIA ACORN INTERNATIONAL FUND CLASS A<br>Security Identifier LAJAX<br>CUSIP: 197799847<br>Open End Fund<br>Dividend Option: Cash; Capital Gains Option: Cash                   | 498.277  | 32.7800      | 16,333.52      | 78.13                   | 0.47%           |
| THE OAKMARK INTERNATIONAL FUND INVESTOR CLASS<br>Security Identifier OAKIX<br>CUSIP: 413838202<br>Open End Fund<br>Dividend Option: Cash; Capital Gains Option: Cash               | 976.465  | 23.0600      | 22,517.28      | 426.81                  | 1.89%           |
| <b>TOTAL MUTUAL FUNDS</b>  |          |              | \$38,850.80    | \$504.94                |                 |
| <b>EXCHANGE-TRADED PRODUCTS 3.00% of Portfolio</b>   |          |              |                |                         |                 |
| ETF MANAGERS TR ETRMG PRIME CYBER SEC ETF<br>Security Identifier HACK<br>CUSIP: 269246201<br>Dividend Option: Cash; Capital Gains Option: Cash                                     | 550.000  | 39.7700      | 21,873.50      | 27.37                   | 0.12%           |
| FIRST TR EXCHANGE-TRADED FID VI NASDAQ ARTIFICIAL INTELLIGENCE & ROBOTICS ETF<br>Security Identifier ROBT<br>CUSIP: 337388720<br>Dividend Option: Cash; Capital Gains Option: Cash | 700.000  | 33.1400      | 23,198.00      | 77.00                   | 0.33%           |



L.A.T. Foundation  
Form 990-PF; Part II; Balance Sheets  
FYE 6/30/2019 EIN: 65-1060292

**Portfolio Holdings (continued)**

| Description   | Quantity  | Market Price | Market Value   | Estimated Annual Income | Estimated Yield |
|---|-----------|--------------|----------------|-------------------------|-----------------|
| <b>EXCHANGE-TRADED PRODUCTS (continued)</b>   |           |              |                |                         |                 |
| ISHARES TR CORE S&P MID-CAP ETF<br>Security Identifier: IJH<br>CUSIP: 464287507<br>Dividend Option: Cash Capital Gains Option: Cash   | 650 000   | 194 2600     | 126,269.00     | 1,875.22                | 1.48%           |
| ISHARES TR CORE S&P SMALL-CAP ETF<br>Security Identifier: IIR<br>CUSIP: 464287804<br>Dividend Option: Cash Capital Gains Option: Cash | 1,080 000 | 78 2800      | 84,542.40      | 1,209.45                | 1.43%           |
| <b>TOTAL EXCHANGE-TRADED PRODUCTS</b>   |           |              | \$255,882.90   | \$3,189.04              |                 |
| <b>Total Portfolio Holdings</b>   |           |              | \$8,508,307.51 | \$21,650.40             | \$162,958.93    |

TOTAL OTHER INVESTMENT

294,733.70

GRANT RECEIPTS  
OBJ. CMV  
6/30/19

1418,5007

8,089,807.51

**Portfolio Holdings Disclosures**

**Pricing**

This section includes the net market value of the securities in your account on a settlement date basis, including short positions, at the close of the statement period. The market prices, unless otherwise noted, have been obtained from independent vendor services, which we believe to be reliable. Market prices do not constitute a bid or an offer, and may differ from the actual sale price. Securities for which a price is not available are marked "N/A" and are omitted from the Total. THE AS OF PRICE DATE ONLY APPEARS WHEN THE PRICE DATE DOES NOT EQUAL THE STATEMENT DATE

**Estimated Annual Figures**

The estimated annual income (EAI) and estimated annual yield (EAY) figures are estimates and for informational purposes only. These figures are not considered to be a forecast or guarantee of future results. These figures are computed using information from providers believed to be reliable; however, no assurance can be made as to the accuracy. Since interest and dividend rates are subject to change at any time, and may be affected by current and future economic, political, and business conditions, they should not be relied on for making investment, trading, or tax decisions. These figures assume that the position quantities, interest and dividend rates, and prices remain constant. A capital gain or return of principal may be included in the figures for certain securities, thereby overstating them. Refer to [www.pershing.com/disclosures](http://www.pershing.com/disclosures) for specific details as to formulas used to calculate the figures. Accrued interest represents interest earned but not yet received.

**Reinvestment**

The dollar amount of Mutual Fund distributions, Money Market Fund dividend income, Bank Deposit interest income, or dividends for other securities shown on your statement may have been reinvested. You will not receive confirmation of these reinvestments. Upon written request to your financial institution, information pertaining to these transactions, including the time of execution and the name of the person from whom your security was purchased, may be obtained. In dividend reinvestment transactions, Pershing acts as your agent and receives payment for order flow.

**Option Disclosure**

Information with respect to commissions and other charges incurred in connection with the execution of option transactions has been included in confirmations previously furnished to you. A summary of this information is available to you promptly upon your written request directed to your introducing firm. In order to assist your introducing firm in maintaining

