

2949133400519 9

Form **990-PF****Return of Private Foundation**

or Section 4947(a)(1) Trust Treated as Private Foundation

OMB No. 1545-0052

Department of the Treasury  
Internal Revenue Service

Do not enter social security numbers on this form as it may be made public.  
Go to [www.irs.gov/Form990PF](http://www.irs.gov/Form990PF) for instructions and the latest information.

**2018**

Open to Public Inspection

For calendar year 2018 or tax year beginning

JUL 1, 2018

, and ending

JUN 30, 2019

Name of foundation

**THE STATEN ISLAND FOUNDATION****A Employer identification number**

13-3993115

Number and street (or P O box number if mail is not delivered to street address)

260 CHRISTOPHER LANE

Room/suite

3B

**B Telephone number**

(718) 697 2832

City or town, state or province, country, and ZIP or foreign postal code

STATEN ISLAND, NY 10314

**C If exemption application is pending, check here** ☐**G Check all that apply:**☐ Initial return☐ Initial return of a former public charity☐ Final return☐ Amended return☐ Address change☐ Name change**D 1. Foreign organizations, check here** ☐**2. Foreign organizations meeting the 85% test, check here and attach computation** ☐**H Check type of organization:**☒ Section 501(c)(3) exempt private foundation☐ Section 4947(a)(1) nonexempt charitable trust☐ Other taxable private foundation**E If private foundation status was terminated under section 507(b)(1)(A), check here** ☐**I Fair market value of all assets at end of year**

(from Part II, col. (c), line 16)

\$ 77,079,135.

**J Accounting method:**☐ Cash☐ Accrual☒ Other (specify) **MODIFIED CASH**

(Part I, column (d) must be on cash basis.)

**F If the foundation is in a 60-month termination under section 507(b)(1)(B), check here** ☐**Part I****Analysis of Revenue and Expenses**

(The total of amounts in columns (b), (c), and (d) may not necessarily equal the amounts in column (a).)

**(a) Revenue and expenses per books****(b) Net investment income****(c) Adjusted net income****(d) Disbursements for charitable purposes (cash basis only)****1 Contributions, gifts, grants, etc., received****2 Check** ☒ **if the foundation is not required to attach Sch. B****3 Interest on savings and temporary cash investments**

343,288.

343,288.

**4 Dividends and interest from securities**

1,352,196.

1,361,467.

**5a Gross rents****b Net rental income or (loss)**

3,512,502.

**6a Net gain or (loss) from sale of assets not on line 10****b Gross sales price for all assets on line 6a** 23,354,732.**7 Capital gain net income (from Part IV, line 2)**

3,514,910.

**8 Net short-term capital gain****9 Income modifications****10a Gross sales less returns and allowances****b Less Cost of goods sold****c Gross profit or (loss)****11 Other income**

15,000.

-44,757.

**12 Total. Add lines 1 through 11**

5,222,986.

5,174,908.

**13 Compensation of officers, directors, trustees, etc**

189,848.

5,695.

**14 Other employee salaries and wages**

167,793.

0.

**15 Pension plans, employee benefits**

48,036.

1,441.

**16a Legal fees****b Accounting fees**

STMT 2

48,600.

21,840.

**c Other professional fees**

STMT 3

526,058.

515,683.

**17 Interest****18 Taxes**

STMT 4

82,785.

2,942.

**19 Depreciation and depletion****20 Occupancy**

98,130.

0.

**21 Travel, conferences, and meetings**

8,579.

0.

**22 Printing and publications**

711.

0.

**23 Other expenses**

STMT 5

28,862.

2,660.

**24 Total operating and administrative expenses. Add lines 13 through 23**

1,199,402.

550,261.

**25 Contributions, gifts, grants paid**

3,387,744.

**26 Total expenses and disbursements. Add lines 24 and 25**

4,587,146.

550,261.

**27 Subtract line 26 from line 12:****a Excess of revenue over expenses and disbursements**

635,840.

**b Net investment income (if negative, enter -0-)**

4,624,647.

**c Adjusted net income (if negative, enter -0-)**

N/A

823501 12-11-18 LHA For Paperwork Reduction Act Notice, see instructions.

Form **990-PF** (2018)

14511018 152490 8BC0C9

2018.04030 THE STATEN ISLAND FOUNDAT 8BC0C9\_1

<b>Part II Balance Sheets</b>				Attached schedules and amounts in the description column should be for end-of-year amounts only		
				Beginning of year	End of year	
				(a) Book Value	(b) Book Value	(c) Fair Market Value
<b>Assets</b>	1	Cash - non-interest-bearing		0.		
	2	Savings and temporary cash investments		2,851,703.	5,682,526.	5,682,526.
	3	Accounts receivable ▶				
		Less: allowance for doubtful accounts ▶				
	4	Pledges receivable ▶				
		Less: allowance for doubtful accounts ▶				
	5	Grants receivable				
	6	Receivables due from officers, directors, trustees, and other disqualified persons				
	7	Other notes and loans receivable ▶				
		Less: allowance for doubtful accounts ▶				
	8	Inventories for sale or use				
	9	Prepaid expenses and deferred charges				
	10a	Investments - U.S. and state government obligations STMT 6		3,445,040.	3,508,969.	3,508,969.
	b	Investments - corporate stock STMT 7		64,440,366.	60,180,636.	60,180,636.
	c	Investments - corporate bonds STMT 8		6,293,896.	7,532,419.	7,532,419.
	11	Investments - land, buildings, and equipment basis ▶				
	Less accumulated depreciation ▶					
12	Investments - mortgage loans					
13	Investments - other STMT 9		171,413.	125,540.	125,540.	
14	Land, buildings, and equipment basis ▶					
	Less accumulated depreciation ▶					
15	Other assets (describe ▶ INTEREST RECEIVABLE)		44,920.	49,045.	49,045.	
16	Total assets (to be completed by all filers - see the instructions. Also, see page 1, item I)		77,247,338.	77,079,135.	77,079,135.	
<b>Liabilities</b>	17	Accounts payable and accrued expenses				
	18	Grants payable				
	19	Deferred revenue				
	20	Loans from officers, directors, trustees, and other disqualified persons				
	21	Mortgages and other notes payable				
	22	Other liabilities (describe ▶)				
23	Total liabilities (add lines 17 through 22)		0.	0.		
<b>Net Assets or Fund Balances</b>	Foundations that follow SFAS 117, check here ▶ <input checked="" type="checkbox"/>					
	and complete lines 24 through 26, and lines 30 and 31.					
	24	Unrestricted		77,247,338.	77,079,135.	
	25	Temporarily restricted				
	26	Permanently restricted				
	Foundations that do not follow SFAS 117, check here ▶ <input type="checkbox"/>					
	and complete lines 27 through 31.					
	27	Capital stock, trust principal, or current funds				
	28	Paid-in or capital surplus, or land, bldg., and equipment fund				
	29	Retained earnings, accumulated income, endowment, or other funds				
30	Total net assets or fund balances		77,247,338.	77,079,135.		
31	Total liabilities and net assets/fund balances		77,247,338.	77,079,135.		

**Part III Analysis of Changes in Net Assets or Fund Balances**

1	Total net assets or fund balances at beginning of year - Part II, column (a), line 30 (must agree with end-of-year figure reported on prior year's return)	1	77,247,338.
2	Enter amount from Part I, line 27a	2	635,840.
3	Other increases not included in line 2 (itemize) ▶	3	0.
4	Add lines 1, 2, and 3	4	77,883,178.
5	Decreases not included in line 2 (itemize) ▶ CHANGE IN FAIR VALUE OF INVESTMENTS	5	804,043.
6	Total net assets or fund balances at end of year (line 4 minus line 5) - Part II, column (b), line 30	6	77,079,135.

Form 990-PF (2018)

**Part IV Capital Gains and Losses for Tax on Investment Income**

(a) List and describe the kind(s) of property sold (for example, real estate, 2-story brick warehouse; or common stock, 200 shs. MLC Co.)	(b) How acquired P - Purchase D - Donation	(c) Date acquired (mo., day, yr.)	(d) Date sold (mo., day, yr.)
<b>1a PUBLICLY TRADED SECURITIES</b>			
<b>b GAIN FROM INVESTMENT IN THE BLACKSTONE GROUP L.P., NET</b>	P		
<b>c</b>			
<b>d</b>			
<b>e</b>			

(e) Gross sales price	(f) Depreciation allowed (or allowable)	(g) Cost or other basis plus expense of sale	(h) Gain or (loss) ((e) plus (f) minus (g))
<b>a</b> 23,354,732.		19,842,230.	3,512,502.
<b>b</b>			2,408.
<b>c</b>			
<b>d</b>			
<b>e</b>			

Complete only for assets showing gain in column (h) and owned by the foundation on 12/31/69.			(i) Gains (Col. (h) gain minus col. (k), but not less than -0-) or Losses (from col. (h))
(i) FMV as of 12/31/69	(j) Adjusted basis as of 12/31/69	(k) Excess of col. (i) over col. (j), if any	
<b>a</b>			3,512,502.
<b>b</b>			2,408.
<b>c</b>			
<b>d</b>			
<b>e</b>			

<b>2</b> Capital gain net income or (net capital loss)	{ If gain, also enter in Part I, line 7 If (loss), enter -0- in Part I, line 7 }	<b>2</b>	3,514,910.
<b>3</b> Net short-term capital gain or (loss) as defined in sections 1222(5) and (6): If gain, also enter in Part I, line 8, column (c). If (loss), enter -0- in Part I, line 8	{ }	<b>3</b>	N/A

**Part V Qualification Under Section 4940(e) for Reduced Tax on Net Investment Income**

(For optional use by domestic private foundations subject to the section 4940(a) tax on net investment income.)

If section 4940(d)(2) applies, leave this part blank.

Was the foundation liable for the section 4942 tax on the distributable amount of any year in the base period?

☐ Yes ☒ No

If "Yes," the foundation doesn't qualify under section 4940(e). Do not complete this part.

**1** Enter the appropriate amount in each column for each year; see the instructions before making any entries.

(a) Base period years Calendar year (or tax year beginning in)	(b) Adjusted qualifying distributions	(c) Net value of noncharitable-use assets	(d) Distribution ratio (col. (b) divided by col. (c))
2017	3,565,138.	76,016,822.	.046899
2016	3,932,213.	71,484,580.	.055008
2015	3,086,574.	70,924,902.	.043519
2014	4,035,229.	76,357,213.	.052847
2013	4,107,744.	74,278,814.	.055302

<b>2</b> Total of line 1, column (d)	<b>2</b>	.253575
<b>3</b> Average distribution ratio for the 5-year base period - divide the total on line 2 by 5.0, or by the number of years the foundation has been in existence if less than 5 years	<b>3</b>	.050715
<b>4</b> Enter the net value of noncharitable-use assets for 2018 from Part X, line 5	<b>4</b>	74,489,600.
<b>5</b> Multiply line 4 by line 3	<b>5</b>	3,777,740.
<b>6</b> Enter 1% of net investment income (1% of Part I, line 27b)	<b>6</b>	46,246.
<b>7</b> Add lines 5 and 6	<b>7</b>	3,823,986.
<b>8</b> Enter qualifying distributions from Part XII, line 4	<b>8</b>	3,959,702.

If line 8 is equal to or greater than line 7, check the box in Part VI, line 1b, and complete that part using a 1% tax rate.  
See the Part VI instructions.

**Part VI Excise Tax Based on Investment Income (Section 4940(a), 4940(b), 4940(e), or 4948 - see instructions)**

1a Exempt operating foundations described in section 4940(d)(2), check here ☐ and enter "N/A" on line 1.  
Date of ruling or determination letter: \_\_\_\_\_ (attach copy of letter if necessary-see instructions)

b Domestic foundations that meet the section 4940(e) requirements in Part V, check here ☒ and enter 1% of Part I, line 27b

c All other domestic foundations enter 2% of line 27b. Exempt foreign organizations, enter 4% of Part I, line 12, col. (b).

2 Tax under section 511 (domestic section 4947(a)(1) trusts and taxable foundations only; others, enter -0-)

3 Add lines 1 and 2

4 Subtitle A (income) tax (domestic section 4947(a)(1) trusts and taxable foundations only; others, enter -0-)

5 Tax based on investment income. Subtract line 4 from line 3. If zero or less, enter -0-

6 Credits/Payments:

a 2018 estimated tax payments and 2017 overpayment credited to 2018

b Exempt foreign organizations - tax withheld at source

c Tax paid with application for extension of time to file (Form 8868)

d Backup withholding erroneously withheld

7 Total credits and payments. Add lines 6a through 6d

8 Enter any penalty for underpayment of estimated tax. Check here ☐ if Form 2220 is attached

9 Tax due. If the total of lines 5 and 8 is more than line 7, enter amount owed

10 Overpayment. If line 7 is more than the total of lines 5 and 8, enter the amount overpaid

11 Enter the amount of line 10 to be: Credited to 2019 estimated tax

26,754. Refunded

**Part VII Statements Regarding Activities**

1a During the tax year, did the foundation attempt to influence any national, state, or local legislation or did it participate or intervene in any political campaign?

b Did it spend more than \$100 during the year (either directly or indirectly) for political purposes? See the instructions for the definition. If the answer is "Yes" to 1a or 1b, attach a detailed description of the activities and copies of any materials published or distributed by the foundation in connection with the activities.

c Did the foundation file Form 1120-POL for this year?

d Enter the amount (if any) of tax on political expenditures (section 4955) imposed during the year:

(1) On the foundation. \$ 0. (2) On foundation managers. \$ 0.

e Enter the reimbursement (if any) paid by the foundation during the year for political expenditure tax imposed on foundation managers. \$ 0.

2 Has the foundation engaged in any activities that have not previously been reported to the IRS?

If "Yes," attach a detailed description of the activities.

3 Has the foundation made any changes, not previously reported to the IRS, in its governing instrument, articles of incorporation, or bylaws, or other similar instruments? If "Yes," attach a conformed copy of the changes

4a Did the foundation have unrelated business gross income of \$1,000 or more during the year?

b If "Yes," has it filed a tax return on Form 990-T for this year?

N/A

5 Was there a liquidation, termination, dissolution, or substantial contraction during the year?

If "Yes," attach the statement required by General Instruction T

6 Are the requirements of section 508(e) (relating to sections 4941 through 4945) satisfied either:

• By language in the governing instrument, or

• By state legislation that effectively amends the governing instrument so that no mandatory directions that conflict with the state law remain in the governing instrument?

7 Did the foundation have at least \$5,000 in assets at any time during the year? If "Yes," complete Part II, col. (c), and Part XV

8a Enter the states to which the foundation reports or with which it is registered. See instructions. NY

NY

b If the answer is "Yes" to line 7, has the foundation furnished a copy of Form 990-PF to the Attorney General (or designate) of each state as required by General Instruction G? If "No," attach explanation

9 Is the foundation claiming status as a private operating foundation within the meaning of section 4942(j)(3) or 4942(j)(5) for calendar year 2018 or the tax year beginning in 2018? See the instructions for Part XIV. If "Yes," complete Part XIV

10 Did any persons become substantial contributors during the tax year? If "Yes," attach a schedule listing their names and addresses

Form 990-PF (2018)

**Part VII A** Statements Regarding Activities (continued)

- 11 At any time during the year, did the foundation, directly or indirectly, own a controlled entity within the meaning of section 512(b)(13)? If "Yes," attach schedule. See instructions
- 12 Did the foundation make a distribution to a donor advised fund over which the foundation or a disqualified person had advisory privileges? If "Yes," attach statement. See instructions
- 13 Did the foundation comply with the public inspection requirements for its annual returns and exemption application?

	Yes	No
11		X
12		X
13	X	

Website address **▶** WWW.THESTATENISLANDFOUNDATION.ORG

- 14 The books are in care of **▶** THE FOUNDATION Telephone no. **▶** (718) 697-2832  
 Located at **▶** 260 CHRISTOPHER LANE, SUITE 3B, STATEN ISLAND, NY ZIP+4 **▶** 10314

- 15 Section 4947(a)(1) nonexempt charitable trusts filing Form 990-PF in lieu of Form 1041 - check here and enter the amount of tax-exempt interest received or accrued during the year **▶** 15 N/A

- 16 At any time during calendar year 2018, did the foundation have an interest in or a signature or other authority over a bank, securities, or other financial account in a foreign country?

	Yes	No
16		X

See the instructions for exceptions and filing requirements for FinCEN Form 114. If "Yes," enter the name of the foreign country **▶****Part VII B** Statements Regarding Activities for Which Form 4720 May Be Required

File Form 4720 if any item is checked in the "Yes" column, unless an exception applies.

- 1a During the year, did the foundation (either directly or indirectly):

- (1) Engage in the sale or exchange, or leasing of property with a disqualified person?
- (2) Borrow money from, lend money to, or otherwise extend credit to (or accept it from) a disqualified person?
- (3) Furnish goods, services, or facilities to (or accept them from) a disqualified person?
- (4) Pay compensation to, or pay or reimburse the expenses of, a disqualified person?
- (5) Transfer any income or assets to a disqualified person (or make any of either available for the benefit or use of a disqualified person)?

☐ Yes ☒ No☐ Yes ☒ No☐ Yes ☒ No☒ Yes ☐ No☐ Yes ☒ No

- (6) Agree to pay money or property to a government official? (Exception. Check "No" if the foundation agreed to make a grant to or to employ the official for a period after termination of government service, if terminating within 90 days.)

☐ Yes ☒ No

- b If any answer is "Yes" to 1a(1)-(6), did any of the acts fail to qualify under the exceptions described in Regulations section 53.4941(d)-3 or in a current notice regarding disaster assistance? See instructions

Organizations relying on a current notice regarding disaster assistance, check here **▶** ☐

- c Did the foundation engage in a prior year in any of the acts described in 1a, other than excepted acts, that were not corrected before the first day of the tax year beginning in 2018?

- 2 Taxes on failure to distribute income (section 4942) (does not apply for years the foundation was a private operating foundation defined in section 4942(j)(3) or 4942(j)(5)):

- a At the end of tax year 2018, did the foundation have any undistributed income (lines 6d and 6e, Part XIII) for tax year(s) beginning before 2018?

☐ Yes ☒ NoIf "Yes," list the years **▶** \_\_\_\_\_, \_\_\_\_\_, \_\_\_\_\_

- b Are there any years listed in 2a for which the foundation is not applying the provisions of section 4942(a)(2) (relating to incorrect valuation of assets) to the year's undistributed income? (If applying section 4942(a)(2) to all years listed, answer "No" and attach statement - see instructions.)

N/A

- c If the provisions of section 4942(a)(2) are being applied to any of the years listed in 2a, list the years here.

**▶** \_\_\_\_\_, \_\_\_\_\_, \_\_\_\_\_

- 3a Did the foundation hold more than a 2% direct or indirect interest in any business enterprise at any time during the year?

☐ Yes ☒ No

- b If "Yes," did it have excess business holdings in 2018 as a result of (1) any purchase by the foundation or disqualified persons after May 26, 1969; (2) the lapse of the 5-year period (or longer period approved by the Commissioner under section 4943(c)(7)) to dispose of holdings acquired by gift or bequest; or (3) the lapse of the 10-, 15-, or 20-year first phase holding period? (Use Schedule C, Form 4720, to determine if the foundation had excess business holdings in 2018.)

N/A

- 4a Did the foundation invest during the year any amount in a manner that would jeopardize its charitable purposes?

- b Did the foundation make any investment in a prior year (but after December 31, 1969) that could jeopardize its charitable purpose that had not been removed from jeopardy before the first day of the tax year beginning in 2018?

	Yes	No
1b		X
1c		X
2b		X
3b		X
4a		X
4b		X

Form 990-PF (2018)

**Part VII** Statements Regarding Activities for Which Form 4720 May Be Required (continued)

5a During the year, did the foundation pay or incur any amount to:

(1) Carry on propaganda, or otherwise attempt to influence legislation (section 4945(e))?

☐ Yes ☒ No

(2) Influence the outcome of any specific public election (see section 4955); or to carry on, directly or indirectly, any voter registration drive?

☐ Yes ☒ No

(3) Provide a grant to an individual for travel, study, or other similar purposes?

☐ Yes ☒ No

(4) Provide a grant to an organization other than a charitable, etc., organization described in section 4945(d)(4)(A)? See instructions

☐ Yes ☒ No

(5) Provide for any purpose other than religious, charitable, scientific, literary, or educational purposes, or for the prevention of cruelty to children or animals?

☐ Yes ☒ No

b If any answer is "Yes" to 5a(1)-(5), did any of the transactions fail to qualify under the exceptions described in Regulations section 53.4945 or in a current notice regarding disaster assistance? See instructions

N/A

5b

Organizations relying on a current notice regarding disaster assistance, check here

☒

c If the answer is "Yes" to question 5a(4), does the foundation claim exemption from the tax because it maintained expenditure responsibility for the grant?

N/A

☐ Yes ☐ No

If "Yes," attach the statement required by Regulations section 53.4945-5(d).

6a Did the foundation, during the year, receive any funds, directly or indirectly, to pay premiums on a personal benefit contract?

☐ Yes ☒ No

6b

b Did the foundation, during the year, pay premiums, directly or indirectly, on a personal benefit contract?

X

If "Yes" to 6b, file Form 8870.

7a At any time during the tax year, was the foundation a party to a prohibited tax shelter transaction?

☐ Yes ☒ No

7b

b If "Yes," did the foundation receive any proceeds or have any net income attributable to the transaction?

N/A

8 Is the foundation subject to the section 4960 tax on payment(s) of more than \$1,000,000 in remuneration or excess parachute payment(s) during the year?

☐ Yes ☒ No**Part VIII** Information About Officers, Directors, Trustees, Foundation Managers, Highly Paid Employees, and Contractors

1 List all officers, directors, trustees, and foundation managers and their compensation.

(a) Name and address	(b) Title, and average hours per week devoted to position	(c) Compensation (If not paid, enter -0-)	(d) Contributions to employee benefit plans and deferred compensation	(e) Expense account, other allowances
SEE STATEMENT 10		189,848.	949.	0.

2 Compensation of five highest-paid employees (other than those included on line 1). If none, enter "NONE."

(a) Name and address of each employee paid more than \$50,000	(b) Title, and average hours per week devoted to position	(c) Compensation	(d) Contributions to employee benefit plans and deferred compensation	(e) Expense account, other allowances
LAURA JEAN WATTERS - 260 CHRISTOPHER LANE, SUITE 3B, STATEN ISLAND, NY	PROGRAM DIRECTOR	98,518.	12,807.	0.
MARIE PAYNE - 260 CHRISTOPHER LANE, SUITE 3B, STATEN ISLAND, NY 10314	GRANTS MANAGER	69,275.	949.	0.

Total number of other employees paid over \$50,000

0

Form 990-PF (2018)



**Part X** Minimum Investment Return (All domestic foundations must complete this part. Foreign foundations, see instructions.)

<b>1</b>	Fair market value of assets not used (or held for use) directly in carrying out charitable, etc., purposes:	
<b>a</b>	Average monthly fair market value of securities	<b>1a</b> 70,205,926.
<b>b</b>	Average of monthly cash balances	<b>1b</b> 5,214,541.
<b>c</b>	Fair market value of all other assets	<b>1c</b> 203,492.
<b>d</b>	<b>Total</b> (add lines 1a, b, and c)	<b>1d</b> 75,623,959.
<b>e</b>	Reduction claimed for blockage or other factors reported on lines 1a and 1c (attach detailed explanation)	<b>1e</b> 0.
<b>2</b>	Acquisition indebtedness applicable to line 1 assets	<b>2</b> 0.
<b>3</b>	Subtract line 2 from line 1d	<b>3</b> 75,623,959.
<b>4</b>	Cash deemed held for charitable activities. Enter 1 1/2% of line 3 (for greater amount, see instructions)	<b>4</b> 1,134,359.
<b>5</b>	<b>Net value of noncharitable-use assets.</b> Subtract line 4 from line 3. Enter here and on Part V, line 4	<b>5</b> 74,489,600.
<b>6</b>	<b>Minimum investment return.</b> Enter 5% of line 5	<b>6</b> 3,724,480.

**Part XI** Distributable Amount (see instructions) (Section 4942(j)(3) and (j)(5) private operating foundations and certain foreign organizations, check here ☐ and do not complete this part.)

<b>1</b>	Minimum investment return from Part X, line 6	<b>1</b> 3,724,480.
<b>2a</b>	Tax on investment income for 2018 from Part VI, line 5	<b>2a</b> 46,246.
<b>b</b>	Income tax for 2018. (This does not include the tax from Part VI.)	<b>2b</b>
<b>c</b>	Add lines 2a and 2b	<b>2c</b> 46,246.
<b>3</b>	Distributable amount before adjustments. Subtract line 2c from line 1	<b>3</b> 3,678,234.
<b>4</b>	Recoveries of amounts treated as qualifying distributions	<b>4</b> 15,000.
<b>5</b>	Add lines 3 and 4	<b>5</b> 3,693,234.
<b>6</b>	Deduction from distributable amount (see instructions)	<b>6</b> 0.
<b>7</b>	<b>Distributable amount as adjusted.</b> Subtract line 6 from line 5. Enter here and on Part XIII, line 1	<b>7</b> 3,693,234.

**Part XII** Qualifying Distributions (see instructions)

<b>1</b>	Amounts paid (including administrative expenses) to accomplish charitable, etc., purposes:	
<b>a</b>	Expenses, contributions, gifts, etc. - total from Part I, column (d), line 26	<b>1a</b> 3,959,702.
<b>b</b>	Program-related investments - total from Part IX-B	<b>1b</b> 0.
<b>2</b>	Amounts paid to acquire assets used (or held for use) directly in carrying out charitable, etc., purposes	<b>2</b>
<b>3</b>	Amounts set aside for specific charitable projects that satisfy the:	
<b>a</b>	Suitability test (prior IRS approval required)	<b>3a</b>
<b>b</b>	Cash distribution test (attach the required schedule)	<b>3b</b>
<b>4</b>	<b>Qualifying distributions.</b> Add lines 1a through 3b. Enter here and on Part V, line 8; and Part XIII, line 4	<b>4</b> 3,959,702.
<b>5</b>	Foundations that qualify under section 4940(e) for the reduced rate of tax on net investment income. Enter 1% of Part I, line 27b	<b>5</b> 46,246.
<b>6</b>	<b>Adjusted qualifying distributions.</b> Subtract line 5 from line 4	<b>6</b> 3,913,456.

**Note:** The amount on line 6 will be used in Part V, column (b), in subsequent years when calculating whether the foundation qualifies for the section 4940(e) reduction of tax in those years.

Form 990-PF (2018)



**Part XIII** Undistributed Income (see instructions)

	(a) Corpus	(b) Years prior to 2017	(c) 2017	(d) 2018
<b>1</b> Distributable amount for 2018 from Part XI, line 7				3,693,234.
<b>2</b> Undistributed income, if any, as of the end of 2018			0.	
<b>a</b> Enter amount for 2017 only			0.	
<b>b</b> Total for prior years:		0.		
<b>3</b> Excess distributions carryover, if any, to 2018:				
<b>a</b> From 2013	228,470.			
<b>b</b> From 2014	284,200.			
<b>c</b> From 2015				
<b>d</b> From 2016	449,443.			
<b>e</b> From 2017	0.			
<b>f</b> Total of lines 3a through e	962,113.			
<b>4</b> Qualifying distributions for 2018 from Part XII, line 4: ▶ \$ 3,959,702.			0.	
<b>a</b> Applied to 2017, but not more than line 2a			0.	
<b>b</b> Applied to undistributed income of prior years (Election required - see instructions)		0.		
<b>c</b> Treated as distributions out of corpus (Election required - see instructions)	0.			
<b>d</b> Applied to 2018 distributable amount				3,693,234.
<b>e</b> Remaining amount distributed out of corpus	266,468.			
<b>5</b> Excess distributions carryover applied to 2018 (If an amount appears in column (d), the same amount must be shown in column (a).)	0.			0.
<b>6</b> Enter the net total of each column as indicated below:				
<b>a</b> Corpus. Add lines 3f, 4c, and 4e. Subtract line 5	1,228,581.			
<b>b</b> Prior years' undistributed income. Subtract line 4b from line 2b		0.		
<b>c</b> Enter the amount of prior years' undistributed income for which a notice of deficiency has been issued, or on which the section 4942(a) tax has been previously assessed		0.		
<b>d</b> Subtract line 6c from line 6b. Taxable amount - see instructions		0.		
<b>e</b> Undistributed income for 2017. Subtract line 4a from line 2a. Taxable amount - see instr.			0.	
<b>f</b> Undistributed income for 2018. Subtract lines 4d and 5 from line 1. This amount must be distributed in 2019				0.
<b>7</b> Amounts treated as distributions out of corpus to satisfy requirements imposed by section 170(b)(1)(F) or 4942(g)(3) (Election may be required - see instructions)	0.			
<b>8</b> Excess distributions carryover from 2013 not applied on line 5 or line 7	228,470.			
<b>9</b> Excess distributions carryover to 2019. Subtract lines 7 and 8 from line 6a	1,000,111.			
<b>10</b> Analysis of line 9:				
<b>a</b> Excess from 2014	284,200.			
<b>b</b> Excess from 2015				
<b>c</b> Excess from 2016	449,443.			
<b>d</b> Excess from 2017				
<b>e</b> Excess from 2018	266,468.			

**Part XIV Private Operating Foundations** (see instructions and Part VII-A, question 9)

N/A

1 a If the foundation has received a ruling or determination letter that it is a private operating foundation, and the ruling is effective for 2018, enter the date of the ruling

b Check box to indicate whether the foundation is a private operating foundation described in section

☐ 4942(j)(3) or ☐ 4942(j)(5)

2 a Enter the lesser of the adjusted net income from Part I or the minimum investment return from Part X for each year listed

b 85% of line 2a

c Qualifying distributions from Part XII, line 4 for each year listed

d Amounts included in line 2c not used directly for active conduct of exempt activities

e Qualifying distributions made directly for active conduct of exempt activities.

Subtract line 2d from line 2c

3 Complete 3a, b, or c for the alternative test relied upon:

a "Assets" alternative test - enter:

(1) Value of all assets

(2) Value of assets qualifying under section 4942(j)(3)(B)(i)

b "Endowment" alternative test - enter 2/3 of minimum investment return shown in Part X, line 6 for each year listed

c "Support" alternative test - enter:

(1) Total support other than gross investment income (interest, dividends, rents, payments on securities loans (section 512(a)(5)), or royalties)

(2) Support from general public and 5 or more exempt organizations as provided in section 4942(j)(3)(B)(iii)

(3) Largest amount of support from an exempt organization

(4) Gross investment income

**Part XV Supplementary Information** (Complete this part only if the foundation had \$5,000 or more in assets at any time during the year-see instructions.)**1 Information Regarding Foundation Managers:**

a List any managers of the foundation who have contributed more than 2% of the total contributions received by the foundation before the close of any tax year (but only if they have contributed more than \$5,000). (See section 507(d)(2).)

NONE

b List any managers of the foundation who own 10% or more of the stock of a corporation (or an equally large portion of the ownership of a partnership or other entity) of which the foundation has a 10% or greater interest.

NONE

**2 Information Regarding Contribution, Grant, Gift, Loan, Scholarship, etc., Programs:**

Check here ☐ if the foundation only makes contributions to preselected charitable organizations and does not accept unsolicited requests for funds. If the foundation makes gifts, grants, etc., to individuals or organizations under other conditions, complete items 2a, b, c, and d.

a The name, address, and telephone number or email address of the person to whom applications should be addressed:

SEE STATEMENT 11

b The form in which applications should be submitted and information and materials they should include:

c Any submission deadlines:

d Any restrictions or limitations on awards, such as by geographical areas, charitable fields, kinds of institutions, or other factors:

**Part XV** Supplementary Information (continued)**3 Grants and Contributions Paid During the Year or Approved for Future Payment**

3 Grants and Contributions Paid During the Year or Approved for Future Payment				
Recipient	If recipient is an individual, show any relationship to any foundation manager or substantial contributor	Foundation status of recipient	Purpose of grant or contribution **	Amount
Name and address (home or business)				
a Paid during the year				
AFRICAN REFUGE, INC 185 PARKHILL AVENUE, SUITE LB STATEN ISLAND, NY 10304	N/A	PC	OPPORTUNITY YOUTH & YOUNG ENTREPRENEURS	50,000.
ALVIN AILEY DANCE FOUNDATION 405 WEST 55TH STREET NEW YORK, NY 10019	N/A	PC	AILEYDANCE KIDS RESIDENCIES IN THREE STATEN ISLAND SCHOOLS	45,000.
ARCHCARE COMMUNITY SERVICES 205 LEXINGTON AVE, 3RD FLOOR NEW YORK, NY 10016	N/A	PC	HOUSING FOR YOUNG ADULTS WITH AUTISM	50,000.
ARCHDIOCESE OF NEW YORK 1011 FIRST AVENUE, SUITE 1400 NEW YORK, NY 10022	N/A	PC	DIRECTOR/EMPLOYEE MATCHING GIFT	3,400.
CANDID (THE FOUNDATION CENTER) 32 OLD SLIP, 24TH FLOOR NEW YORK, NY 10005	N/A	PC	CONNECTING SI NONPROFITS TO THE RESOURCES THEY NEED TO THRIVE	5,000.
Total	SEE CONTINUATION SHEET(S) ▶ 3a			3,387,744.
b Approved for future payment				
AMERICAN LUNG ASSOCIATION 3000 KELLY LANE SPRINGFIELD, IL 62711	N/A	PC	STATEN ISLAND PROJECT BREATHE	22,000.
COMMUNITY RESOURCE EXCHANGE 42 BROADWAY, 20TH FL., NEW YORK, NY 10004	N/A	PC	LEADERSHIP CAUCUS	60,000.
COMMUNITY RESOURCES 3450 VICTORY BOULEVARD STATEN ISLAND, NY 10314	N/A	PC	LOWER LEVEL MAIN CAMPUS: RENOVATION, RECONSTRUCTION, RELOCATION PROJECT	50,000.
Total	SEE CONTINUATION SHEET(S) ▶ 3b			920,500.

Form 990-PF (2018)

**Part XV** Supplementary Information

<b>3 Grants and Contributions Paid During the Year (Continuation)</b>				
Recipient Name and address (home or business)	If recipient is an individual, show any relationship to any foundation manager or substantial contributor	Foundation status of recipient	Purpose of grant or contribution	Amount
CHILDREN'S AID SOCIETY 711 THIRD AVENUE, SUITE 700 NEW YORK, NY 10017	N/A	PC	THE GOODHUE CENTER A STATE-OF-THE-ART COMMUNITY FACILITY	25,000.
CHILDREN'S AID SOCIETY 711 THIRD AVENUE, SUITE 700 NEW YORK, NY 10017	N/A	PC	RICHMOND EARLY LEARNING CENTER: COLLABORATING TO SERVE THE WHOLE CHILD	25,000.
CITIZENS COMMITTEE FOR NEW YORK CITY 77 WATER STREET, SUITE 202 NEW YORK, NY 10005	N/A	PC	THE STATEN ISLAND INITIATIVE	25,000.
CITY HARVEST, INC. 6 E. 32ND STREET, 5TH FLOOR NEW YORK, NY 10016	N/A	PC	STATEN ISLAND MOBILE MARKETS	50,000.
COMMUNITY HEALTH ACTION OF SI 56 BAY STREET, 6TH FLOOR STATEN ISLAND, NY 10301	N/A	PC	STRENGTHENING FISCAL & GRANTS MANAGEMENT	10,000.
COMMUNITY RESOURCE EXCHANGE 42 BROADWAY, 20TH FL., NEW YORK, NY 10004	N/A	PC	LEADERSHIP CAUCUS SCHOLARSHIPS	10,000.
COMMUNITY RESOURCES 3450 VICTORY BOULEVARD STATEN ISLAND, NY 10314	N/A	PC	LOWER LEVEL MAIN CAMPUS: RENOVATION, RECONSTRUCTION, RELOCATION PROJECT	50,000.
CORO NEW YORK LEADERSHIP CENTER 42 BROADWAY, SUITE 1827-35 NEW YORK, NY 10004	N/A	PC	PARTICIPATORY BUDGET YOUTH FELLOWSHIP	5,000.
CURTIS HIGH SCHOOL 105 HAMILTON AVENUE STATEN ISLAND, NY 10301	N/A	PC	UP2US SPORTS SUCCESS COACH-, MENTORS CREATE A PATH TO SUCCESS	50,000.
EMPOWERMENT ZONE, INC. 180 PARK HILL AVENUE, UNIT LH STATEN ISLAND, NY 10304	N/A	PC	BRIDGING THE DIGITAL LITERACY DIVIDE	50,000.
<b>Total from continuation sheets</b>				<b>3,234,344.</b>

**Part XV** Supplementary Information**3 Grants and Contributions Paid During the Year (Continuation)**

Recipient Name and address (home or business)	If recipient is an individual, show any relationship to any foundation manager or substantial contributor	Foundation status of recipient	Purpose of grant or contribution	Amount
ESSENTIAL PARTNERS 135 ALEWIFE BROOK PARKWAY, SUITE 212 CAMBRIDGE, MA 02138	N/A	PC	THE DISPARITY PROJECT: TRAINING GRASSROOTS DIALOGUE FACILITATORS FOR SI	20,000.
FRIENDS OF ALICE AUSTEN HOUSE 2 Hylan Boulevard STATEN ISLAND, NY 10305	N/A	PC	NEW EYES ON ALICE AUSTEN REDESIGNING THE MUSEUM'S PERMANENT INSTALLATION	50,000.
FRIENDS OF CARMEL RICHMOND, INC. 88 OLD TOWN ROAD STATEN ISLAND, NY 10304	N/A	PC	DIRECTOR/EMPLOYEE MATCHING GIFT	500.
FSG, INC 500 BOYLSTON STREET, SUITE 600 BOSTON, MA 02116	N/A	PC	INITIATIVE TO ACHIEVE TRANSFORMATIONAL OUTCOMES IN THE COMMUNITY'S EDUCATIONAL SYSTEM	150,000.
FSG, INC. 500 BOYLSTON STREET, SUITE 600 BOSTON, MA 02116	N/A	PC	CONTINUED SUPPORT FOR COLLECTIVE IMPACT INITIATIVES	150,000.
FUND FOR PUBLIC SCHOOLS, INC 52 CHAMBERS STREET, ROOM 305 NEW YORK, NY 10007	N/A	PC	SUPPORT FOR DISTRICT 31 TO HIRE A PROJECT MNGR. FOR WORK FOR EQUITY ALLIANCE OF STATEN ISLAND	100,000.
GATEWAY CATHEDRAL 200 BASCOMBE AVENUE STATEN ISLAND, NY 10309	N/A	PC	DIRECTOR/EMPLOYEE MATCHING GIFT	3,000.
GLOBAL KIDS, INC. 137 EAST 25TH STREET 2ND FLOOR NEW YORK, NY 10010	N/A	PC	GLOBAL LEADERSHIP PROGRAM AT CURTIS HIGH SCHOOL	45,000.
GREENBELT CONSERVANCY, INC. 200 NEVADA AVENUE STATEN ISLAND, NY 10306	N/A	PC	SEPTEMBER EDUCATION WORKSHOP	5,000.
GREEN CITY FORCE 630 FLUSHING AVENUE, 8TH FLOOR BROOKLYN, NY 11206	N/A	PC	URBAN FARM CORPS AND FARMS AT NYCHA	150,000.
Total from continuation sheets				

**Part XV Supplementary Information****3 Grants and Contributions Paid During the Year (Continuation)**

Recipient Name and address (home or business)	If recipient is an individual, show any relationship to any foundation manager or substantial contributor	Foundation status of recipient	Purpose of grant or contribution	Amount
HILLEL AT THE COLLEGE OF SI 2800 VICTORY BOULEVARD, LC-212 STATEN ISLAND, NY 10314	N/A	PC	DRIVE TO EXCELLENCE INITIATIVE	5,000.
LLUMINART PRODUCTIONS 29 PUTTERS COURT STATEN ISLAND, NY 10301	N/A	PC	WRITE-A-PLAY SCHOOL RESIDENCIES PROJECT	15,000.
INTEGRATION CHARTER SCHOOLS 1 TELEPORT DRIVE, 2ND FL. STATEN ISLAND, NY 10311	N/A	PC	CREATING A CULTURE OF ASSESSMENT - CAPABLE LEARNERS THROUGH IMPACT TEAMS	50,000.
JOBSFIRSTNYC 11 PARK PLACE, SUITE 1602 NEW YORK, NY 10006	N/A	PC	YOUTH WORKFORCE INITIATIVE NETWORK OF STATEN ISLAND (WINS) 2018	30,000.
JUNIOR ACHIEVEMENT OF NY 205 EAST 42ND STREET, SUITE 203 NEW YORK, NY 10017	N/A	PC	HIGH SCHOOL HEROES PROGRAMMING AT PS 21 ELM PARK	10,000.
LAWYERS ALLIANCE FOR NEW YORK 171 MADISON AVENUE, 6TH FLOOR NEW YORK, NY 10016	N/A	PC	STATEN ISLAND COMMUNITY- BASED OUTREACH PROJECT	10,000.
LIFESTYLES FOR THE DISABLED, INC. 930 WILLOWBROOK RD. BLDG 12-G STATEN ISLAND, NY 10314	N/A	PC	RENOVATION FOR CREATION OF THE LIFESTYLES ABILITIES CENTER	100,000.
LITERACY PARTNERS, INC. 75 MAIDEN LANE, SUITE 1102 NEW YORK, NY 10038	N/A	PC	LEARNING TOGETHER, READING TOGETHER	35,000.
LITERACY, INC. 5030 BROADWAY, SUITE 641 NEW YORK, NY 10034	N/A	PC	NORTH SHORE READS 2018	60,000.
MAKE THE ROAD NEW YORK 301 GROVE STREET BROOKLYN, NY 11237	N/A	PC	ADULT EDUCATION, EMPLOYMENT & TRAINING PROGRAM	50,000.
Total from continuation sheets				

**Part XV Supplementary Information**

<b>3 Grants and Contributions Paid During the Year (Continuation)</b>				
Recipient Name and address (home or business)	If recipient is an individual, show any relationship to any foundation manager or substantial contributor	Foundation status of recipient	Purpose of grant or contribution	Amount
MAYOR'S FUND TO ADVANCE NYC 253 BROADWAY 6TH FL. NEW YORK, NY 10007	N/A	PC	NEON ARTS	50,000.
MCKEE VOCATIONAL AND TECHNICAL HS 290 ST. MARK'S PLACE STATEN ISLAND, NY 10301	N/A	PC	DEEP DIVE MCKEE CORE COLLABORATIVE	9,999.
MOORE CATHOLIC HIGH SCHOOL 100 MERRILL AVENUE, S STATEN ISLAND, NY 10314	N/A	PC	DIRECTOR/EMPLOYEE MATCHING GIFT	2,500.
MORRIS INTERMEDIATE SCHOOL 61 445 CASTLETON AVENUE STATEN ISLAND, NY 10301	N/A	PC	PROJECT SPOTLIGHT LEADERSHIP PROGRAM	9,999.
NATIONAL LIGHTHOUSE MUSEUM 30 BAY ST., SUITE 501 STATEN ISLAND, NY 10301	N/A	PC	GROWING OPERATIONAL CAPACITY WITHIN A CAMPAIGN ENDEAVOR	36,000.
NEIGHBORHOOD HOUSING SERVICES OF SI 770 CASTLETON AVENUE STATEN ISLAND, NY 10310	N/A	PC	GRANT COORDINATOR FOR GREEN & HEALTHY HOMES	50,000.
NEW WORLD PREPARATORY CHARTER SCHOOL 26 SHARPE AVENUE STATEN ISLAND, NY 10302	N/A	PC	DIRECTOR/EMPLOYEE MATCHING GIFT	10,000.
NEW WORLD PREPARATORY CHARTER SCHOOL 26 SHARPE AVENUE STATEN ISLAND, NY 10302	N/A	PC	NWP DENIS KELLEHER LEARNING CENTER CAPITAL PROJECT	150,000.
NEW YORK COMMUNITY TRUST 909 THIRD AVENUE, 22ND FLOOR NEW YORK, NY 10022	N/A	PC	EARLY CHILDHOOD PARTNERS NYC	25,000.
NY CENTER FOR INTERPERSONAL DEV. 130 STUYVESANT PLACE 5TH FL. STATEN ISLAND, NY 10301	N/A	PC	YOUTH WINS - PRE-BRIDGE PROGRAM	75,000.
Total from continuation sheets				

**Part XV** Supplementary Information**3 Grants and Contributions Paid During the Year (Continuation)**

Recipient Name and address (home or business)	If recipient is an individual, show any relationship to any foundation manager or substantial contributor	Foundation status of recipient	Purpose of grant or contribution	Amount
NEW YORK FOUNDLING 590 AVENUE OF THE AMERICAS NEW YORK, NY 10011	N/A	PC	HEALTHY FAMILIES STATEN ISLAND	50,000.
NOTRE DAME ACADEMY HIGH SCHOOL 90 HOWARD AVENUE STATEN ISLAND, NY 10301	N/A	PC	DIRECTOR/EMPLOYEE MATCHING GIFT	500.
NOTRE DAME ACADEMY HIGH SCHOOL 90 HOWARD AVENUE STATEN ISLAND, NY 10301	N/A	PC	DIRECTOR/EMPLOYEE MATCHING GIFT PROGRAM	600.
NOTRE DAME ACADEMY HIGH SCHOOL 90 HOWARD AVENUE STATEN ISLAND, NY 10301	N/A	PC	DIRECTOR/EMPLOYEE MATCHING GIFT	5,000.
NY CENTER FOR INTERPERSONAL DEV. 130 STUYVESANT PLACE 5TH FL. STATEN ISLAND, NY 10301	N/A	PC	EXECUTIVE COACHING	1,500.
NY EARLY CHILDHOOD PD INSTITUTE 16 COURT STREET, 31ST FL BROOKLYN, NY 11241	N/A	PC	BACKBONE ORGANIZATION FOR THE SI ALLIANCE FOR NORTH SHORE CHILDREN AND FAMILIES	150,000.
NYU COLLEGE OF GLOBAL PUBLIC HEALTH 715 BROADWAY NEW YORK, NY 10003	N/A	PC	CAPACITY BUILDING FOR A STATEN ISLAND HEALTHY COMMUNITY FUNDING HUB	50,000.
ON YOUR MARK 645 FOREST AVENUE STATEN ISLAND, NY 10310	N/A	PC	ON YOUR MARK'S ICC ELEVATOR PROJECT	50,000.
ON YOUR MARK 645 FOREST AVENUE STATEN ISLAND, NY 10310	N/A	PC	DIRECTOR/EMPLOYEE MATCHING GIFT	10,000.
PARTNERSHIP WITH CHILDREN, INC 299 BROADWAY, SUITE 1300 NEW YORK, NY 10007	N/A	PC	KINDERGARTEN READINESS PROJECT 2018	50,000.
Total from continuation sheets				



**Part XV** Supplementary Information**3 Grants and Contributions Paid During the Year (Continuation)**

Recipient Name and address (home or business)	If recipient is an individual, show any relationship to any foundation manager or substantial contributor	Foundation status of recipient	Purpose of grant or contribution	Amount
PAULO INTERMEDIATE SCHOOL - IS 75R 455 HUGUENOT AVENUE STATEN ISLAND, NY 10312	N/A	PC	"CELEBRATING DIVERSITY & FOSTERING EQUITY THROUGH CHARACTER DEVELOPMENT: A BLUEPRINT FOR ACTION	9,999.
PEAK GRANTMAKING AKA GMN 1666 K STREET NW, SUITE 440 WASHINGTON, DC 20006	N/A	PC	MEMBERSHIP SUPPORT FOR 2018	2,000.
PEER HEALTH EXCHANGE 55 EXCHANGE PLACE, SUITE 405 NEW YORK, NY 10005	N/A	PC	STATEN ISLAND PROGRAM EXPANSION	25,000.
PHILANTHROPY NEW YORK 320 EAST 43RD STREET, 7TH FLOOR NEW YORK, NY 10017	N/A	PC	ANNUAL CONTRIBUTION FOR 2018-2019	7,250.
PUBLIC SCHOOL 11 50 JEFFERSON STREET STATEN ISLAND, NY 10305	N/A	PC	BRAVO BROADWAY	6,000.
PUBLIC SCHOOL 21 168 HOOKER PLACE STATEN ISLAND, NY 10302	N/A	PC	PROJECT YOURSELF	9,999.
PUBLIC SCHOOL 23 30 NATICK STREET STATEN ISLAND, NY 10306	N/A	PC	FAIRY TALE THEATER PROGRAM FOR GRADES K-5	9,999.
PUBLIC SCHOOL 39 71 SAND LANE STATEN ISLAND, NY 10305	N/A	PC	STUDIO IN THE SCHOOLS	9,999.
READ ALLIANCE, INC. 80 MAIDEN LANE, 11TH FL NEW YORK, NY 10038	N/A	PC	2018-2019 READ PROGRAMS ON STATEN ISLAND TARGETING THE NORTH SHORE	50,000.
RESEARCH FOUNDATION/CUNY 230 WEST 41ST STREET, 7TH FL NEW YORK, NY 10036	N/A	PC	SERVICE CORPS PUERTO RICO	10,000.
Total from continuation sheets				

**Part XV** Supplementary Information**3 Grants and Contributions Paid During the Year (Continuation)**

Recipient Name and address (home or business)	If recipient is an individual, show any relationship to any foundation manager or substantial contributor	Foundation status of recipient	Purpose of grant or contribution	Amount
RICHMOND MEDICAL CENTER 355 BARD AVENUE STATEN ISLAND, NY 10310	N/A	PC	EMERGENCY AND TRAUMA DEPARTMENT CAPITAL PROJECT	600,000.
RICHMOND MEDICAL CENTER 355 BARD AVENUE STATEN ISLAND, NY 10310	N/A	PC	DIRECTOR/EMPLOYEE MATCHING GIFT	10,000.
RICHMOND MEDICAL CENTER 355 BARD AVENUE STATEN ISLAND, NY 10310	N/A	PC	DIRECTOR/EMPLOYEE MATCHING GIFT	5,000.
SAMARITAN DAYTOP FOUNDATION 138-02 QUEENS BLVD BRIARWOOD, NY 11435	N/A	PC	GYM RENOVATION	20,000.
SCO FAMILY OF SERVICES/CENTER FOR FAMILY LIFE 443 39TH STREET BROOKLYN, NY 11232	N/A	PC	STATEN ISLAND COOPERATIVE DEVELOPMENT PROJECT: SOLIDIFYING THE BRIGHTLY	20,000.
SEAMEN'S SOCIETY FOR CHILDREN & FAMILIES 50 BAY STREET STATEN ISLAND, NY 10301	N/A	PC	DIRECTOR/EMPLOYEE MATCHING GIFT	2,000.
SI PARTNERSHIP FOR COMMUNITY WELLNESS 444 ST MARKS PLACE, 3RD FL STATEN ISLAND, NY 10301	N/A	PC	STRATEGIC PLANNING 2019	10,000.
SI PARTNERSHIP FOR COMMUNITY WELLNESS 444 ST MARKS PLACE, 3RD FL STATEN ISLAND, NY 10301	N/A	PC	THE STATEN ISLAND CHILD WELLNESS INITIATIVE	50,000.
ST. GEORGE THEATRE RESTORATION, INC. 35 HYATT STREET STATEN ISLAND, NY 10301	N/A	PC	MARQUEE AND ILLUMINATED CHANNEL LETTERS PROJECT	10,000.
ST. GEORGE THEATRE RESTORATION, INC. 35 HYATT STREET STATEN ISLAND, NY 10301	N/A	PC	DIRECTOR/EMPLOYEE MATCHING GIFT	5,000.
Total from continuation sheets				

**Part XV. Supplementary Information****3 Grants and Contributions Paid During the Year (Continuation)**

Recipient Name and address (home or business)	If recipient is an individual, show any relationship to any foundation manager or substantial contributor	Foundation status of recipient	Purpose of grant or contribution	Amount
ST. JOHN'S UNIVERSITY 300 HOWARD AVENUE STATEN ISLAND, NY 10301	N/A	PC	DIRECTOR/EMPLOYEE MATCHING GIFT	5,000.
STATEN ISLAND ACADEMY 715 TODT HILL ROAD STATEN ISLAND, NY 10304	N/A	PC	DIRECTOR/EMPLOYEE MATCHING GIFT	10,000.
STATEN ISLAND ACADEMY 715 TODT HILL ROAD STATEN ISLAND, NY 10304	N/A	PC	DIRECTOR/EMPLOYEE MATCHING GIFT	10,000.
STATEN ISLAND MUSEUM 1000 RICHMOND TERRACE, BUILDING A STATEN ISLAND, NY 10301	N/A	PC	MAXIMIZING SPACE RENTAL PROGRAM FOR SUSTAINABLE EARNED INCOME	50,000.
STATEN ISLAND READING ASSOCIATION PO BOX 140449 STATEN ISLAND, NY 10314	N/A	PC	IMPROVING LITERACY & EQUITY IN EARLY CHILDHOOD CLASSROOMS ON SI'S NORTH SHORE	5,000.
STATEN ISLAND YMCA 3939 RICHMOND AVENUE STATEN ISLAND, NY 10312	N/A	PC	EVERY STUDENT, EVERY DAY ATTENDANCE AND MENTORING PROGRAM	85,000.
SUNDOG THEATRE, INC. PO BOX 183 STATEN ISLAND, NY 10301	N/A	PC	3-D LITERACY PROGRAM	45,000.
SYSTEMS LEADERSHIP INSTITUTE PO BOX 131 NORTH ANDOVER, MA 01845	N/A	PC	CROSS INITIATIVE ALIGNMENT	10,000.
VISIONS/SERVICES FOR BLIND & VISUALLY IMPAIRED 500 GREENWICH STREET, 3RD FLOOR NEW YORK, NY 10013-1354	N/A	PC	STATEN ISLAND - NORTH SHORE VISION CLINICS	10,000.
WEEKS EDUCATIONAL/SOCIAL ADVOCACY PROJECT 11 TOMPKINS CIRCLE STATEN ISLAND, NY 10301	N/A	PC	STATEN ISLAND STEEL PAN ORCHESTRA (SISPO)	7,500.
Total from continuation sheets				

**Part XV Supplementary Information****3 Grants and Contributions Approved for Future Payment (Continuation)**

Recipient Name and address (home or business)	If recipient is an individual, show any relationship to any foundation manager or substantial contributor	Foundation status of recipient	Purpose of grant or contribution	Amount
FRIENDS OF ALICE AUSTEN HOUSE 2 Hylan Boulevard STATEN ISLAND, NY 10305	N/A	PC	MY PORTRAIT, MY MESSAGE: WOMEN'S HISTORY THROUGH THE PHOTOGRAPHER'S LENS	50,000.
FUND FOR PUBLIC SCHOOLS, INC 52 CHAMBERS STREET, ROOM 305 NEW YORK, NY 10007	N/A	PC	SUPPORT FOR DISTRICT 31 TO HIRE A PROJECT MNGR. FOR WORK FOR EQUITY ALLIANCE OF STATEN ISLAND	31,000.
JOBSFIRSTNYC 11 PARK PLACE, SUITE 1602 NEW YORK, NY 10006	N/A	PC	YOUTH WORKFORCE INITIATIVE NETWORK OF STATEN ISLAND (WINS) 2019	50,000.
LITERACY, INC. 5030 BROADWAY, SUITE 641 NEW YORK, NY 10034	N/A	PC	NORTH SHORE READS 2019	60,000.
NEW YORK PUBLIC LIBRARY 445 FIFTH AVENUE, 3RD FLOOR NEW YORK, NY 10016	N/A	PC	EARLY LITERACY EDUCATION ON STATEN ISLAND'S NORTH SHORE	50,000.
NOBLE MARITIME COLLECTION 1000 RICHMOND TERRACE, BUILDING D STATEN ISLAND, NY 10301	N/A	PC	MARITIME CAREERS OF NEW YORK HARBOR	50,000.
ON YOUR MARK 645 FOREST AVENUE STATEN ISLAND, NY 10310	N/A	PC	ON YOUR MARK'S ICC ELEVATOR PROJECT	50,000.
PARTNERSHIP WITH CHILDREN, INC 299 BROADWAY, SUITE 1300 NEW YORK, NY 10007	N/A	PC	INTEGRATED SUPPORT SERVICES FOR IS49	50,000.
PRIDE CENTER OF STATEN ISLAND 25 VICTORY BLVD, 3RD FLOOR STATEN ISLAND, NY 10301	N/A	PC	SUPPORTING STATEN ISLAND'S GSAS	35,000.
SAFE HORIZON, INC. 2 LAFAYETTE STREET, 3RD FL NEW YORK, NY 10007	N/A	PC	SAFE WAY FORWARD	50,000.
Total from continuation sheets				788,500.

**Part XV** Supplementary Information

<b>3 Grants and Contributions Approved for Future Payment (Continuation)</b>				
Recipient Name and address (home or business)	If recipient is an individual, show any relationship to any foundation manager or substantial contributor	Foundation status of recipient	Purpose of grant or contribution	Amount
SI ECONOMIC DEVELOPMENT CORPORATION 900 SOUTH AVENUE, SUITE 402 STATEN ISLAND, NY 10314	N/A	PC	SI WORKS EMPLOYMENT PROGRAM	25,000.
SNUG HARBOR CC & BOTANICAL GARDEN 1000 RICHMOND TERRACE, BUILDING D STATEN ISLAND, NY 10301	N/A	PC	EDUCATION AND VISITOR SERVICES RESTRUCTURING INITIATIVE	50,000.
ST. JOHN'S UNIVERSITY 300 HOWARD AVENUE STATEN ISLAND, NY 10301	N/A	PC	DIFFERENCE MAKERS 2019	7,500.
STATEN ISLAND ARTS (COAHSI) PO BOX 50197 STATEN ISLAND, NY 10305	N/A	PC	SECURING THE FUTURE: SUPPORT FOR EXPANDING AUDIENCES ON SI	75,000.
STATEN ISLAND CHILDREN'S MUSEUM 1000 RICHMOND TERRACE STATEN ISLAND, NY 10301	N/A	PC	PERFORMING ARTIST-IN-RESIDENCE (PAIR) PROGRAM	50,000.
SI UNIVERSITY HOSPITAL FDN 475 SEAVIEW AVENUE STATEN ISLAND, NY 10305	N/A	PC	PEDIATRIC ASTHMA EDUCATION PROGRAM	55,000.
UP2US SPORTS, INC. 520 8TH AVENUE, SUITE 201D NEW YORK, NY 10018	N/A	PC	TRAINING COACH-MENTORS TO HELP SI STUDENTS EXCEL	50,000.
<b>Total from continuation sheets</b>				



**Part XVII Information Regarding Transfers to and Transactions and Relationships With Noncharitable Exempt Organizations**

- |  |   |  |     |              |  |              |  |              |  |              |  |              |  |              |  |              |  |              |  |           |  |
|--|---|--|-----|--------------|--|--------------|--|--------------|--|--------------|--|--------------|--|--------------|--|--------------|--|--------------|--|-----------|--|
| <p><b>1</b> Did the organization directly or indirectly engage in any of the following with any other organization described in section 501(c)(3) (other than section 501(c)(3)(B) organizations) or in section 527, relating to political organizations?</p> <p><b>a</b> Transfers from the reporting foundation to a noncharitable exempt organization of:</p> <p>(1) Cash</p> <p>(2) Other assets</p> <p><b>b</b> Other transactions:</p> <p>(1) Sales of assets to a noncharitable exempt organization</p> <p>(2) Purchases of assets from a noncharitable exempt organization</p> <p>(3) Rental of facilities, equipment, or other assets</p> <p>(4) Reimbursement arrangements</p> <p>(5) Loans or loan guarantees</p> <p>(6) Performance of services or membership or fundraising solicitations</p> <p><b>c</b> Sharing of facilities, equipment, mailing lists, other assets, or paid employees</p> <p><b>d</b> If the answer to any of the above is "Yes," complete the following schedule. Column (b) should always show the fair market value of the goods, other assets, or services given by the reporting foundation. If the foundation received less than fair market value in any transaction or sharing arrangement, show in column (d) the value of the goods, other assets, or services received.</p> | <table border="1"> <tr> <td></td> <td>Yes</td> </tr> <tr> <td><b>1a(1)</b></td> <td></td> </tr> <tr> <td><b>1a(2)</b></td> <td></td> </tr> <tr> <td><b>1b(1)</b></td> <td></td> </tr> <tr> <td><b>1b(2)</b></td> <td></td> </tr> <tr> <td><b>1b(3)</b></td> <td></td> </tr> <tr> <td><b>1b(4)</b></td> <td></td> </tr> <tr> <td><b>1b(5)</b></td> <td></td> </tr> <tr> <td><b>1b(6)</b></td> <td></td> </tr> <tr> <td><b>1c</b></td> <td></td> </tr> </table> |  | Yes | <b>1a(1)</b> |  | <b>1a(2)</b> |  | <b>1b(1)</b> |  | <b>1b(2)</b> |  | <b>1b(3)</b> |  | <b>1b(4)</b> |  | <b>1b(5)</b> |  | <b>1b(6)</b> |  | <b>1c</b> |  |
|  | Yes   |  |     |              |  |              |  |              |  |              |  |              |  |              |  |              |  |              |  |           |  |
| <b>1a(1)</b>   |   |  |     |              |  |              |  |              |  |              |  |              |  |              |  |              |  |              |  |           |  |
| <b>1a(2)</b>   |   |  |     |              |  |              |  |              |  |              |  |              |  |              |  |              |  |              |  |           |  |
| <b>1b(1)</b>   |   |  |     |              |  |              |  |              |  |              |  |              |  |              |  |              |  |              |  |           |  |
| <b>1b(2)</b>   |   |  |     |              |  |              |  |              |  |              |  |              |  |              |  |              |  |              |  |           |  |
| <b>1b(3)</b>   |   |  |     |              |  |              |  |              |  |              |  |              |  |              |  |              |  |              |  |           |  |
| <b>1b(4)</b>   |   |  |     |              |  |              |  |              |  |              |  |              |  |              |  |              |  |              |  |           |  |
| <b>1b(5)</b>   |   |  |     |              |  |              |  |              |  |              |  |              |  |              |  |              |  |              |  |           |  |
| <b>1b(6)</b>   |   |  |     |              |  |              |  |              |  |              |  |              |  |              |  |              |  |              |  |           |  |
| <b>1c</b>  |   |  |     |              |  |              |  |              |  |              |  |              |  |              |  |              |  |              |  |           |  |




	Yes	No
1a(1)		X
1a(2)		X
1b(1)		X
1b(2)		X
1b(3)		X
1b(4)		X
1b(5)		X
1b(6)		X
1c		X

[illegible]

- 2a** Is the foundation directly or indirectly affiliated with, or related to, one or more tax-exempt organizations described in section 501(c) (other than section 501(c)(3)) or in section 527? ☐ Yes ☒ No
- b** If "Yes," complete the following schedule.


(a) Name of organization	(b) Type of organization	(c) Description of relationship
N/A		

**Sign Here** Under penalties of perjury, I declare that I have examined this return, including accompanying schedules and statements, and to the best of my knowledge and belief, it is true, correct, and complete. Declaration of preparer (other than taxpayer) is based on all information of which preparer has any knowledge.

Signature of officer or trustee      Date      Title

May the IRS discuss this return with the preparer shown below? See instr. ☒ Yes ☐ No

<b>Paid Preparer Use Only</b>	Print/Type preparer's name  <b>JAMES J. REILLY</b>	Preparer's signature 	Date  <b>OCT 24 2019</b>	Check <input type="checkbox"/> if self-employed	PTIN  <b>P00183769</b>
	Firm's name ▶ <b>CONDON O'MEARA MCGINTY &amp; DONNELLY LLP</b>			Firm's EIN ▶ <b>13-3628255</b>	
	Firm's address ▶ <b>ONE BATTERY PARK PLAZA, 7TH FL. NEW YORK, NY 10004</b>			Phone no. <b>212-661-7777</b>	

## FORM 990-PF

## OTHER INCOME

## STATEMENT 1

DESCRIPTION	(A) REVENUE PER BOOKS	(B) NET INVEST- MENT INCOME	(C) ADJUSTED NET INCOME
OTHER INCOME FROM INVESTMENT - PUBLICLY TRADED PARTNERSHIPS, NET RETURNED GRANT	0. 15,000.	-44,757. 0.	
TOTAL TO FORM 990-PF, PART I, LINE 11	15,000.	-44,757.	

## FORM 990-PF

## ACCOUNTING FEES

## STATEMENT 2

DESCRIPTION	(A) EXPENSES PER BOOKS	(B) NET INVEST- MENT INCOME	(C) ADJUSTED NET INCOME	(D) CHARITABLE PURPOSES
CONDON O'MEARA MCGINTY & DONNELLY LLP - AUDIT AND TAX SERVICES	24,600.	9,840.		14,760.
BTQ FINANCIAL - ACCOUNTING SERVICES	24,000.	12,000.		12,000.
TO FORM 990-PF, PG 1, LN 16B	48,600.	21,840.		26,760.

## FORM 990-PF

## OTHER PROFESSIONAL FEES

## STATEMENT 3

DESCRIPTION	(A) EXPENSES PER BOOKS	(B) NET INVEST- MENT INCOME	(C) ADJUSTED NET INCOME	(D) CHARITABLE PURPOSES
IDB BANK OF NEW YORK - INVESTMENT MANAGEMENT FEES	315,307.	315,307.		0.
JPMORGAN CHASE BANK - CUSTODIAN AND INVESTMENT MANAGEMENT FEES	2,355.	2,355.		0.
NEUBERGER BERMAN - INVESTMENT MANAGEMENT FEES	156,834.	156,834.		0.
VANGUARD - INVESTMENT MANAGEMENT FEES	41,187.	41,187.		0.
CONSULTING FEES	10,000.	0.		10,000.
IT FEES	375.	0.		375.
TO FORM 990-PF, PG 1, LN 16C	526,058.	515,683.		10,375.



FORM 990-PF	TAXES		STATEMENT 4	
DESCRIPTION	(A) EXPENSES PER BOOKS	(B) NET INVEST- MENT INCOME	(C) ADJUSTED NET INCOME	(D) CHARITABLE PURPOSES
FEDERAL EXCISE TAXES	79,843.	0.		0.
FOREIGN TAXES	2,942.	2,942.		0.
TO FORM 990-PF, PG 1, LN 18	82,785.	2,942.		0.

FORM 990-PF	OTHER EXPENSES		STATEMENT 5	
DESCRIPTION	(A) EXPENSES PER BOOKS	(B) NET INVEST- MENT INCOME	(C) ADJUSTED NET INCOME	(D) CHARITABLE PURPOSES
POSTAGE	196.	0.		196.
DUES AND SUBSCRIPTIONS	1,500.	0.		1,500.
INSURANCE	10,461.	0.		10,461.
FILING FEES	2,175.	0.		2,175.
SOFTWARE EXPENSE	1,298.	0.		1,298.
PAYROLL PROCESSING FEE	1,797.	0.		1,797.
OTHER OFFICE EXPENSES	11,435.	0.		11,435.
DEDUCTIONS FROM INVESTMENT IN PUBLICLY TRADED PARTNERSHIPS, NET	0.	2,660.		0.
TO FORM 990-PF, PG 1, LN 23	28,862.	2,660.		28,862.

FORM 990-PF	U.S. AND STATE/CITY GOVERNMENT OBLIGATIONS		STATEMENT 6	
DESCRIPTION	U.S. GOV'T	OTHER GOV'T	BOOK VALUE	FAIR MARKET VALUE
MUNICIPAL BONDS		X	2,744,228.	2,744,228.
U.S. GOVERNMENT AND AGENCY OBLIGATIONS	X		764,741.	764,741.
TOTAL U.S. GOVERNMENT OBLIGATIONS			764,741.	764,741.
TOTAL STATE AND MUNICIPAL GOVERNMENT OBLIGATIONS			2,744,228.	2,744,228.
TOTAL TO FORM 990-PF, PART II, LINE 10A			3,508,969.	3,508,969.

## FORM 990-PF

## CORPORATE STOCK

## STATEMENT 7

DESCRIPTION	BOOK VALUE	FAIR MARKET VALUE
SEE NEUBERGER BERMAN STATEMENT (STATEMENT 7A)	12,422,631.	12,422,631.
(MUTUAL FUND) VANGUARD TOTAL STOCK MKT INDEX INST	9,133,548.	9,133,549.
(MUTUAL FUND) VANGUARD TOTAL INTL STOCK IX INST	5,776,934.	5,776,934.
(MUTUAL FUND) VANGUARD REAL ESTATE INDEX ADMIRAL	1,153,817.	1,153,817.
(MUTUAL FUND) VANGUARD INTER-TERM INVEST-GR ADM	1,560,222.	1,560,222.
(MUTUAL FUND) VANGUARD SHORT-TERM INVEST-GR ADM	1,433,420.	1,433,420.
(MUTUAL FUND) VANGIARD TOTAL BOND MKT INDEX ADM	3,511,800.	3,511,800.
(ETF) SPDR GOLD SHARES	452,880.	452,880.
(ETF) ISHARES S&P GSCI	748,070.	748,070.
(PREFERRED STOCK) SEMPRA ENERGY PFD CONV	316,407.	316,407.
(REIT) APARTMENT INVESTMENT & MANAGEMENT CO	31,525.	31,525.
(REIT) AVALONBAY COMMUNITIES INC	89,399.	89,399.
(REIT) BRANDYWINE REALTY TRUST	21,480.	21,480.
(REIT) CAMDEN PROPERTY TRUST	49,063.	49,063.
(REIT) CORESITE REALTY CORP	31,096.	31,096.
(REIT) CUBESMART	12,038.	12,038.
(REIT) DIGITAL REALTY TRUST INC	48,294.	48,294.
(REIT) EQUITY LIFESTYLE PROPERTIES INC	24,268.	24,268.
(REIT) HUDSON PACIFIC PROPERTIES INC	49,739.	49,739.
(REIT) INVITATION HOMES INC	11,628.	11,628.
(REIT) LIBERTY PROPERTY TRUST	18,014.	18,014.
(REIT) LIFE STORAGE INC	14,262.	14,262.
(REIT) MID-AMERICA APARTMENT COMMUNITIES INC	11,776.	11,776.
(REIT) PUBLIC STORAGE	42,871.	42,871.
(REIT) REGENCY CENTERS CORP	43,381.	43,381.
(REIT) RYMAN HOSPITALITY PPTYS INC COM	8,109.	8,109.
(REIT) SL GREEN REALTY CORP COM STK	17,280.	17,280.
(REIT) STORE CAPITAL CORP	16,595.	16,595.
(REIT) QTS REALTY TRUST INC	15,239.	15,239.
IHS MARKIT LTD	170,451.	170,451.
MARVELL TECHNOLOGY GROUP LTD	174,251.	174,251.
FRANCO-NEVADA CORP	45,835.	45,835.
ALCON INC	59,568.	59,568.

THE STATEN ISLAND FOUNDATION

13-3993115

AON PLC	154,384.	154,384.
ABBOTT LABORATORIES	109,330.	109,330.
ADOBE INC	184,156.	184,156.
ALPHABET INC	189,159.	189,159.
AMAZON.COM INC	246,172.	246,172.
AMPHENOL CORP	95,940.	95,940.
APPLE INC	158,336.	158,336.
ARES MANAGEMENT CORP	81,127.	81,127.
AVERY DENNISON CORP	115,680.	115,680.
BAXTER INTERNATIONAL INC	147,420.	147,420.
BERKSHIRE HATHAWAY INC	95,927.	95,927.
BERRY GLOBAL GROUP INC	78,885.	78,885.
BIO-TECHNE CORP	104,245.	104,245.
BOEING CO/THE	72,802.	72,802.
CATALENT INC	135,525.	135,525.
CINTAS CORP	106,781.	106,781.
COMCAST CORP	160,664.	160,664.
CONCHO RESOURCES INC	90,798.	90,798.
DANAHER CORP	171,504.	171,504.
DOMINO'S PIZZA INC	111,312.	111,312.
FLIR SYSTEMS INC	151,480.	151,480.
FMC CORP	116,130.	116,130.
FIRST REPUBLIC BANK/CA	78,120.	78,120.
GRUBHUB INC	93,588.	93,588.
GUIDEWIRE SOFTWARE INC	152,070.	152,070.
HASBRO INC	158,520.	158,520.
HEALTHCARE SERVICES GROUP INC	54,576.	54,576.
HONEYWELL INTERNATIONAL INC	148,402.	148,402.
ICU MEDICAL INC	113,360.	113,360.
INGEVITY CORP	126,204.	126,204.
JPMORGAN CHASE & CO	209,625.	209,625.
LAMB WESTON HOLDINGS INC	76,032.	76,032.
ESTEE LAUDER COS INC/THE	173,955.	173,955.
MARATHON OIL CORP	71,050.	71,050.
MCCORMICK & CO INC/MD	108,507.	108,507.
METTLER-TOLEDO INTERNATIONAL INC	113,400.	113,400.
MICROSOFT CORP	313,466.	313,466.
MICROCHIP TECHNOLOGY INC	171,233.	171,233.
NOVARTIS AG ADR-EACH REPR 1 CHF0.5(REGD)	127,834.	127,834.
O'REILLY AUTOMOTIVE INC	147,728.	147,728.
REINSURANCE GROUP OF AMERICA INC	160,711.	160,711.
ROPER TECHNOLOGIES INC	146,504.	146,504.
S&P GLOBAL INC	136,674.	136,674.
TJX COS INC/THE	148,064.	148,064.
THERMO FISHER SCIENTIFIC INC	176,208.	176,208.
UNITEDHEALTH GROUP INC	158,607.	158,607.
VF CORP	104,820.	104,820.
VISA INC	234,293.	234,293.
ZEBRA TECHNOLOGIES CORP	43,993.	43,993.
ZIONS BANCORP NA	110,352.	110,352.
ZOETIS INC	175,910.	175,910.
CREDICORP LTD	45,782.	45,782.
CGI INC	38,385.	38,385.
CANADIAN NATIONAL RAILWAY CO	43,928.	43,928.
CANADIAN PACIFIC RAILWAY LTD	38,815.	38,815.
ENERPLUS CORP	41,490.	41,490.
MAGNA INTERNATIONAL INC	47,215.	47,215.
MANULIFE FINANCIAL CORP	41,541.	41,541.

THE STATEN ISLAND FOUNDATION

13-3993115

TECK RESOURCES LTD	46,812.	46,812.
SENSATA TECHNOLOGIES HOLDING PLC	44,100.	44,100.
ICON PLC	43,112.	43,112.
JAZZ PHARMACEUTICALS PLC COM	46,332.	46,332.
STERIS PLC	44,664.	44,664.
CHECK POINT SOFTWARE TECHNOLOGIES LTD	42,198.	42,198.
AERCAP HOLDINGS NV	43,948.	43,948.
NXP SEMICONDUCTORS NV	40,996.	40,996.
ACS ACTIVIDADES DE CONSTRUCCION Y SERVICIOS SA	38,585.	38,585.
ALLIANZ SE	45,752.	45,752.
ARKEMA SPON ADR EA REPR 1 ORD SHS	46,160.	46,160.
ASTELLAS PHARMA INC	38,892.	38,892.
AXA SA	41,626.	41,626.
BANCOLOMBIA SA	40,832.	40,832.
BRIDGESTONE CORP	41,335.	41,335.
CNOOC LTD	44,291.	44,291.
CRH PLC	41,265.	41,265.
CAPGEMINI SE	47,158.	47,158.
CARNIVAL PLC ADS EACH REP 1 ORD	37,121.	37,121.
CHINA UNICOM HONG KONG LTD	44,363.	44,363.
DBS GROUP HOLDINGS LTD	41,851.	41,851.
DANONE SA	43,002.	43,002.
ENI ADR EACH REP 2 ORD EUR1(MGT)	42,939.	42,939.
FRESENIUS MEDICAL CARE AG & CO KGAA	39,476.	39,476.
INFINEON TECHNOLOGIES AG	43,975.	43,975.
KDDI CORP	44,485.	44,485.
KIRIN HOLDINGS CO LTD	43,066.	43,066.
LENOVO GROUP LTD	41,796.	41,796.
DAIICHI KASEI KOGAKU CO LTD	47,358.	47,358.
NIPPON TELEGRAPH & TELEPHONE CORP	41,148.	41,148.
LUKOIL PJSC	41,170.	41,170.
BANK RAKYAT INDONESIA PERSERO TBK PT	39,962.	39,962.
PERSIMMON PLC	38,505.	38,505.
PETROLEO BRASILEIRO SA	44,020.	44,020.
ROYAL DUTCH SHELL PLC	46,018.	46,018.
SK TELECOM CO LTD	40,838.	40,838.
SMC CORP/JAPAN	46,725.	46,725.
SBERBANK OF RUSSIA PJSC	38,200.	38,200.
SCHNEIDER ELECTRIC SE	47,034.	47,034.
SEVEN & I HOLDINGS CO LTD	42,175.	42,175.
SINOPEC SHANGHAI PETROCHEMICAL CO LTD	38,752.	38,752.
SONY CORP ADR-EACH CNV INTO 1 ORD	40,078.	40,078.
TAIWAN SEMICONDUCTOR MANUFACTURING CO LTD	45,437.	45,437.
TIM PARTICIPACOES SPON ADR EACH REP 5 ORD SHS	39,521.	39,521.
UNITED OVERSEAS BANK LTD	46,564.	46,564.
WH GROUP LTD	40,461.	40,461.
YY INC	41,814.	41,814.
YUM CHINA HOLDINGS INC	41,580.	41,580.
AERCAP HOLDINGS NV	68,653.	68,653.
NXP SEMICONDUCTORS NV	43,925.	43,925.
ACS ACTIVIDADES DE CONSTRUCCION Y SERVICIOS SA	41,219.	41,219.
AIA GROUP LTD	45,308.	45,308.
AIRBUS SE	44,554.	44,554.
AXA SA	44,768.	44,768.
BAE SYSTEMS SPON ADR-REP 4 ORD	45,377.	45,377.
BASF SE	46,355.	46,355.
BHP GROUP PLC	45,488.	45,488.
BAIDU INC	44,597.	44,597.

THE STATEN ISLAND FOUNDATION

13-3993115

CARLSBERG A/S	43,924.	43,924.
DBS GROUP HOLDINGS LTD	44,538.	44,538.
DNB ASA	45,633.	45,633.
DAIMLER AG	44,758.	44,758.
DANONE SA	66,874.	66,874.
DEUTSCHE BOERSE AG	44,070.	44,070.
DEUTSCHE POST AG	49,185.	49,185.
E.ON AG SPONS ADR EACH REPR 1 ORD	43,200.	43,200.
ENGIE SA	49,764.	49,764.
ESSILORLUXOTTICA SA	49,573.	49,573.
FANUC CORP	44,722.	44,722.
HSBC HLDGS ADR EACH REPR 5 ORD	50,088.	50,088.
HITACHI ADR-EACH CNV INTO 10 ORD	44,148.	44,148.
INDUSTRIA DE DISENO TEXTIL SA	50,830.	50,830.
JULIUS BAER GROUP LTD	51,156.	51,156.
LLOYDS BANKING GROUP PLC	43,310.	43,310.
MURATA MANUFACTURING CO LTD	44,688.	44,688.
NASPERS SPON ADR EACH REP 0.2 ORD SHS (P/S)CL N	44,556.	44,556.
NORDEA BK ABP SPONSORED ADS	45,128.	45,128.
ORANGE ADR EACH REPR 1 ORD	48,732.	48,732.
OTSUKA HOLDINGS CO LTD	42,971.	42,971.
REPSOL YPF SA ADR-EACH CNV INTO 1 ORD (BNY)	66,924.	66,924.
ROCHE HOLDINGS AG SPN ADR EACH REP 0.25		
GENUSSCHEI(BNY)	43,875.	43,875.
ROLLS ROYCE GROUP SPON ADR REPR 5 ORD SHS	41,395.	41,395.
KONINKLIJKE DSM NV	66,681.	66,681.
ROYAL DUTCH SHELL PLC	66,371.	66,371.
SAP AG SPON ADR EACH REP 1 ORD	68,400.	68,400.
SECOM CO LTD	42,920.	42,920.
SIEMENS HEALTHINEERS AG	44,184.	44,184.
SMITH & NEPHEW ADR EACH REPR 5	44,411.	44,411.
SUMITOMO MITSUI FINANCIAL GROUP INC	45,890.	45,890.
TESCO PLC	43,114.	43,114.
TORAY INDUSTRIES INC	48,576.	48,576.
ASML HOLDING NV	45,745.	45,745.
SCHLUMBERGER LTD	49,476.	49,476.
ALLERGAN PLC	70,321.	70,321.
CARNIVAL CORP	46,550.	46,550.
ABBOTT LABORATORIES	231,275.	231,275.
ALEXION PHARMACEUTICALS INC	140,804.	140,804.
ALLIANCE DATA SYSTEMS CORP	61,657.	61,657.
ALLSTATE CORP/THE	152,535.	152,535.
ALPHABET INC	389,808.	389,808.
AMAZON.COM INC	284,045.	284,045.
AMERICAN TOWER CORP	184,005.	184,005.
APPLE INC	316,672.	316,672.
BIOGEN INC	50,282.	50,282.
BOEING CO/THE	123,763.	123,763.
BRISTOL-MYERS SQUIBB CO	81,630.	81,630.
CVS HEALTH CORP	158,021.	158,021.
CELGENE CORP	110,928.	110,928.
CHEVRON CORP	124,440.	124,440.
CITIGROUP INC	154,066.	154,066.
COCA-COLA CO/THE	127,300.	127,300.
COMCAST CORP	61,729.	61,729.
COSTCO WHOLESALE CORP	99,098.	99,098.
WALT DISNEY CO/THE	251,352.	251,352.
DUKE ENERGY CORP	44,120.	44,120.

THE STATEN ISLAND FOUNDATION

13-3993115

EOG RESOURCES INC	54,033.	54,033.
E*TRADE FINANCIAL CORP	89,200.	89,200.
EBAY INC	82,950.	82,950.
EXXON MOBIL CORP	111,114.	111,114.
FACEBOOK INC	186,245.	186,245.
GENERAL DYNAMICS CORP	77,274.	77,274.
WW GRAINGER INC	95,222.	95,222.
HALLIBURTON CO	47,754.	47,754.
HOME DEPOT INC/THE	79,029.	79,029.
HONEYWELL INTERNATIONAL INC	109,992.	109,992.
INTEL CORP	111,298.	111,298.
INTERCONTINENTAL EXCHANGE INC	193,365.	193,365.
INTERNATIONAL BUSINESS MACHINES CORP	64,813.	64,813.
JPMORGAN CHASE & CO	324,220.	324,220.
JOHNSON & JOHNSON	118,388.	118,388.
KLA CORP	79,194.	79,194.
ESTEE LAUDER COS INC/THE	192,266.	192,266.
MASCO CORP	113,796.	113,796.
MASTERCARD INC	121,684.	121,684.
MCDONALD'S CORP	103,830.	103,830.
MICROSOFT CORP	356,334.	356,334.
MICROCHIP TECHNOLOGY INC	84,533.	84,533.
MONDELEZ INTERNATIONAL INC	172,480.	172,480.
NIKE INC	195,604.	195,604.
NORFOLK SOUTHERN CORP	139,531.	139,531.
NUCOR CORP	82,650.	82,650.
NVIDIA CORP	96,896.	96,896.
ORACLE CORP	139,577.	139,577.
PFIZER INC	160,284.	160,284.
SALESFORCE.COM INC	121,384.	121,384.
CHARLES SCHWAB CORP/THE	108,513.	108,513.
STARBUCKS CORP	142,511.	142,511.
TJX COS INC/THE	89,896.	89,896.
ZIMMER HOLDINGS INC	153,062.	153,062.
JAZZ PHARMACEUTICALS PLC COM	24,235.	24,235.
MYLAN NV	13,328.	13,328.
AMC NETWORKS INC	17,982.	17,982.
AMN HEALTHCARE SERVICES INC	26,040.	26,040.
ALLEGHENY TECHNOLOGIES INC	29,610.	29,610.
ALLIANCE DATA SYSTEMS CORP	21,020.	21,020.
ALLIANT ENERGY CORP	26,994.	26,994.
AMEREN CORP	15,773.	15,773.
ASSOCIATED BANC-CORP	17,546.	17,546.
BERRY GLOBAL GROUP INC	22,088.	22,088.
BIG LOTS INC	17,166.	17,166.
BOOZ ALLEN HAMILTON HOLDING CORP	44,361.	44,361.
BRUKER CORP	41,459.	41,459.
CARLISLE COS INC	30,890.	30,890.
CARPENTER TECHNOLOGY CORP	23,510.	23,510.
CARTER'S INC	22,922.	22,922.
CIENA CORP	18,920.	18,920.
CIMAREX ENERGY CO	17,206.	17,206.
COMERICA INC	35,594.	35,594.
COMMSCOPE HOLDING CO INC	29,258.	29,258.
CYRUSONE INC	22,799.	22,799.
DANA INC	24,626.	24,626.
DUKE REALTY CORPORATION COM STK	37,616.	37,616.
EVERCORE INC	22,143.	22,143.

## THE STATEN ISLAND FOUNDATION

13-3993115

FIRST HORIZON NATIONAL CORP	21,201.	21,201.
FLUOR CORP	14,487.	14,487.
FOOT LOCKER INC	13,834.	13,834.
ARTHUR J GALLAGHER & CO	35,036.	35,036.
HD SUPPLY HOLDINGS INC	25,779.	25,779.
HANESBRANDS INC	18,942.	18,942.
HELMERICH & PAYNE INC	9,618.	9,618.
HIGHWOODS PROPERTIES INC	18,998.	18,998.
HOLOGIC INC	23,050.	23,050.
HUNTINGTON INGALLS INDUSTRIES INC	38,206.	38,206.
IPG PHOTONICS CORP	30,079.	30,079.
ITT INC	34,050.	34,050.
IDACORP INC	21,090.	21,090.
INGREDION INC COM	28,047.	28,047.
JETBLUE AIRWAYS CORP	23,667.	23,667.
LEIDOS HOLDINGS INC	38,328.	38,328.
LINCOLN NATIONAL CORP	30,936.	30,936.
MGM RESORTS INTERNATIONAL	23,427.	23,427.
MOLINA HEALTHCARE INC	15,745.	15,745.
MURPHY OIL CORP	18,981.	18,981.
NCR CORP	23,947.	23,947.
NORDSTROM INC	13,700.	13,700.
OLD DOMINION FREIGHT LINE INC	31,345.	31,345.
OLD REPUBLIC INTERNATIONAL CORP	29,094.	29,094.
ON SEMICONDUCTOR CORP	38,197.	38,197.
OWENS CORNING	31,428.	31,428.
PARSLEY ENERGY INC	9,410.	9,410.
PULTEGROUP INC	26,245.	26,245.
REINSURANCE GROUP OF AMERICA INC	24,965.	24,965.
SKYWORKS SOLUTIONS INC	23,954.	23,954.
STEPAN CO	28,492.	28,492.
SYNOVUS FINANCIAL CORP	24,850.	24,850.
TCF FINANCIAL CORP/DE	26,403.	26,403.
TAKE-TWO INTERACTIVE SOFTWARE INC	26,680.	26,680.
TRANSUNION	34,550.	34,550.
UNITED THERAPEUTICS CORP	16,002.	16,002.
WEINGARTEN REALTY INVESTORS SHS OF BEN INT	22,759.	22,759.
ACADIA REALTY TRUST	45,161.	45,161.
ALEXANDER & BALDWIN INVESTMENTS LLC	8,547.	8,547.
ALEXANDRIA REAL ESTATE EQUITIES INC	50,087.	50,087.
AMERICAN CAMPUS COMMUNITIES INC	45,929.	45,929.
AMERICAN HOMES 4 RENT	11,183.	11,183.
BOSTON PROPERTIES INC	55,470.	55,470.
BRIXMOR PROPERTY GROUP INC	30,754.	30,754.
CROWN CASTLE INTERNATIONAL CORP COM	45,623.	45,623.
EASTGROUP PROPERTIES INC	9,278.	9,278.
EQUINIX INC	83,208.	83,208.
EQUITY RESIDENTIAL	44,034.	44,034.
ESSEX PROPERTY TRUST INC	48,168.	48,168.
EXTRA SPACE STORAGE INC	26,525.	26,525.
FEDERAL REALTY INVESTMENT TRUST	37,984.	37,984.
FIRST INDUSTRIAL REALTY TRUST INC	9,185.	9,185.
HCP INC	30,061.	30,061.
HOST HOTELS & RESORTS INC	30,063.	30,063.
MACERICH CO/THE	7,703.	7,703.
PROLOGIS INC	74,493.	74,493.
RETAIL OPPORTUNITY INVESTMENTS CORP	16,102.	16,102.
REXFORD INDUSTRIAL REALTY INC	41,167.	41,167.

THE STATEN ISLAND FOUNDATION

13-3993115

SIMON PROPERTY GROUP INC COM STK	94,258.	94,257.
SUN COMMUNITIES INC	21,792.	21,792.
TERRENO REALTY CORP	37,516.	37,516.
VENTAS INC	48,529.	48,529.
VORNADO REALTY TRUST	24,038.	24,038.
WELLTOWER INC	31,797.	31,797.
HELEN OF TROY LTD	9,141.	9,141.
NOVANTA INC	8,959.	8,959.
RITCHIE BROS AUCTIONEERS INC	15,936.	15,936.
GLOBANT SA	7,074.	7,074.
WRIGHT MED GROUP N V	13,419.	13,419.
AAR CORP	11,037.	11,037.
ALAMO GROUP INC	12,991.	12,991.
ALLEGIANT TRAVEL CO	12,198.	12,198.
AMERISAFE INC	14,029.	14,029.
AMERIS BANCORP	15,872.	15,872.
ATRICURE INC	7,311.	7,311.
BALCHEM CORP	11,996.	11,996.
CAMBREX CORP	9,830.	9,830.
CANTEL MEDICAL CORP	16,934.	16,934.
CATALENT INC	26,292.	26,292.
CATHAY GENERAL BANCORP	13,825.	13,825.
CENTRAL GARDEN & PET CO	5,390.	5,390.
CENTRAL GARDEN & PET CO	9,733.	9,733.
CHURCHILL DOWNS INC	16,110.	16,110.
CHUY'S HOLDINGS INC	6,876.	6,876.
COHEN & STEERS INC	12,860.	12,860.
COMPASS MINERALS INTERNATIONAL INC	5,770.	5,770.
DRIL-QUIP INC	5,040.	5,040.
ENTEGRIS INC	13,435.	13,435.
EXLSERVICE HOLDINGS INC	11,573.	11,573.
FIVE BELOW INC	24,604.	24,604.
FORUM ENERGY TECHNOLOGIES INC	2,257.	2,257.
GLACIER BANCORP INC	16,220.	16,220.
GLOBUS MEDICAL INC	19,035.	19,035.
GRAND CANYON EDUCATION INC	32,766.	32,766.
HEARTLAND EXPRESS INC	9,667.	9,667.
HELIOS TECHNOLOGIES INC	9,282.	9,282.
HUBSPOT INC	24,725.	24,725.
ICF INTERNATIONAL INC	13,832.	13,832.
ICU MEDICAL INC	27,710.	27,710.
IBERIABANK CORP	9,861.	9,861.
IDACORP INC	13,558.	13,558.
INSULET CORP	9,550.	9,550.
JOHN BEAN TECHNOLOGIES CORP	12,113.	12,113.
LHC GROUP INC	16,741.	16,741.
LITHIA MOTORS INC	20,787.	20,787.
MACOM TECHNOLOGY SOLUTIONS HOLDINGS INC	4,236.	4,236.
MATADOR RESOURCES CO	14,910.	14,910.
MEDIDATA SOLUTIONS INC	15,839.	15,839.
MERIDIAN BANCORP INC	7,067.	7,067.
MOBILE MINI INC	8,673.	8,673.
NATIONAL HEALTH INVESTORS INC	11,314.	11,314.
NORTHWESTERN CORP	18,038.	18,038.
OXFORD INDUSTRIES INC	9,854.	9,854.
PRA GROUP INC	7,316.	7,316.
PACIFIC PREMIER BANCORP INC	12,506.	12,506.
PATRICK INDUSTRIES INC	11,560.	11,560.



## THE STATEN ISLAND FOUNDATION

13-3993115

PAYLOCITY HOLDING CORP	18,295.	18,295.
PEBBLEBROOK HOTEL TRUST	9,299.	9,299.
PERFORMANCE FOOD GROUP CO	22,017.	22,017.
POLYONE CORP	13,812.	13,812.
POWER INTEGRATIONS INC	7,617.	7,617.
PRIMORIS SERVICES CORP	11,721.	11,721.
PROASSURANCE CORP	4,514.	4,514.
PROOFPOINT INC	13,228.	13,228.
RBC BEARINGS INC	21,685.	21,685.
ROGERS CORP	13,806.	13,806.
SILICON LABORATORIES INC	19,646.	19,646.
SILGAN HOLDINGS INC	16,065.	16,065.
SITEONE LANDSCAPE SUPPLY INC	15,246.	15,246.
SKYLINE CHAMPION CORP	10,541.	10,541.
STAG INDUSTRIAL INC	15,120.	15,120.
STIFEL FINANCIAL CORP	14,765.	14,765.
SYNEOS HEALTH INC CL A	19,670.	19,670.
TEXAS CAPITAL BANCSHARES INC	12,274.	12,274.
TEXAS ROADHOUSE INC	17,174.	17,174.
TUPPERWARE BRANDS CORP	4,377.	4,377.
UNITED BANKSHARES INC/WV	8,902.	8,902.
UNIVERSAL FOREST PRODUCTS INC	12,940.	12,940.
US ECOLOGY INC	12,503.	12,503.
VIRTUSA CORP	13,773.	13,773.
WD-40 CO	9,542.	9,542.
WEBSTER FINANCIAL CORP	12,897.	12,897.
WOLVERINE WORLD WIDE INC	8,813.	8,813.
TOTAL TO FORM 990-PF, PART II, LINE 10B	60,180,636.	60,180,636.

## FORM 990-PF

## CORPORATE BONDS

## STATEMENT 8

DESCRIPTION	BOOK VALUE	FAIR MARKET VALUE
SEE NEUBERGER BERMAN STATEMENT (ATTACHMENT 8A)	5,288,163.	5,288,163.
HERSHEY CO	252,604.	252,604.
AMERICAN HONDA FINANCE CORP	249,827.	249,827.
COCA-COLA CO	261,500.	261,500.
INTERNATIONAL BUSINESS MACHINES CORP	251,644.	251,644.
PEPSICO INC	257,735.	257,735.
MERCK & CO INC	201,560.	201,560.
3M CO	261,165.	261,165.
US BANK	256,714.	256,714.
UNITED PARCEL SERVICE INC	251,507.	251,507.
TOTAL TO FORM 990-PF, PART II, LINE 10C	7,532,419.	7,532,419.

FORM 990-PF

OTHER INVESTMENTS

STATEMENT 9

DESCRIPTION	VALUATION METHOD	BOOK VALUE	FAIR MARKET VALUE
GSO PRIVATE INVESTORS OFFSHORE II, LP CLASS A	FMV	125,540.	125,540.
TOTAL TO FORM 990-PF, PART II, LINE 13		125,540.	125,540.

FORM 990-PF

PART VIII - LIST OF OFFICERS, DIRECTORS  
TRUSTEES AND FOUNDATION MANAGERS

STATEMENT 10

NAME AND ADDRESS	TITLE AND AVRG HRS/WK	COMPEN- SATION	EMPLOYEE BEN PLAN CONTRIB	EXPENSE ACCOUNT
KATHRYN KRAUSE ROONEY 260 CHRISTOPHER LANE, SUITE 3B STATEN ISLAND, NY 10314	CHAIR 3.00	0.	0.	0.
ALFRED C. CERULLO, III 260 CHRISTOPHER LANE, SUITE 3B STATEN ISLAND, NY 10314	VICE CHAIR 3.00	0.	0.	0.
LENORE PULEO 260 CHRISTOPHER LANE, SUITE 3B STATEN ISLAND, NY 10314	TREASURER 3.00	0.	0.	0.
JILL O'DONNELL-TORMEY 260 CHRISTOPHER LANE, SUITE 3B STATEN ISLAND, NY 10314	SECRETARY 3.00	0.	0.	0.
DENIS P. KELLEHER 260 CHRISTOPHER LANE, SUITE 3B STATEN ISLAND, NY 10314	DIRECTOR 3.00	0.	0.	0.
DANIEL L. MASTER, JR. 260 CHRISTOPHER LANE, SUITE 3B STATEN ISLAND, NY 10314	DIRECTOR 3.00	0.	0.	0.
DOLORES N. MORRIS 260 CHRISTOPHER LANE, SUITE 3B STATEN ISLAND, NY 10314	DIRECTOR 3.00	0.	0.	0.
ALICE DIAMOND 260 CHRISTOPHER LANE, SUITE 3B STATEN ISLAND, NY 10314	DIRECTOR 3.00	0.	0.	0.
SUZANNE AINSLIE 260 CHRISTOPHER LANE, SUITE 3B STATEN ISLAND, NY 10314	DIRECTOR 3.00	0.	0.	0.
PHYLLIS CURETON 260 CHRISTOPHER LANE, SUITE 3B STATEN ISLAND, NY 10314	DIRECTOR 3.00	0.	0.	0.

THE STATEN ISLAND FOUNDATION

13-3993115

ELIZABETH A. DUBOVSKY  
260 CHRISTOPHER LANE, SUITE 3B  
STATEN ISLAND, NY 10314

EXECUTIVE DIRECTOR

40.00

189,848.

949.

0.

TOTALS INCLUDED ON 990-PF, PAGE 6, PART VIII

189,848.

949.

0.

FORM 990-PF

GRANT APPLICATION SUBMISSION INFORMATION  
PART XV, LINES 2A THROUGH 2D

STATEMENT 11

NAME AND ADDRESS OF PERSON TO WHOM APPLICATIONS SHOULD BE SUBMITTED

ELIZABETH A. DUBOVSKY  
260 CHRISTOPHER LANE, SUITE 3B  
STATEN ISLAND, NY 10314

TELEPHONE NUMBER

718-697-2832

EMAIL ADDRESS

DUBOVSKY@THESTATENISLANDFOUNDATION.ORG

FORM AND CONTENT OF APPLICATIONS

APPLICATIONS ARE ONLY ACCEPTED ELECTRONICALLY VIA THE FOUNDATION'S WEBSITE  
- WWW.THESTATENISLANDFOUNDATION.ORG

THE FOUNDATION SUPPORTS ORGANIZATIONS WITH CURRENT 501(C)3 STATUS THAT  
SERVE STATEN ISLAND RESIDENTS.  
FOR PRIOR GRANTEES TO BE ELIGIBLE, ALL REQUIRED REPORTS MUST BE SUBMITTED.  
THE FOUNDATION SUPPORTS ORGANIZATIONS WITH ESTABLISHED TRACK RECORDS AND  
DEMONSTRATED FINANCIAL CAPACITY.

ANY SUBMISSION DEADLINES

SUBMISSION DEADLINES ARE GENERALLY DECEMBER 1ST; FEBRUARY 1ST; APRIL 1ST;  
AND AUGUST 1ST.

RESTRICTIONS AND LIMITATIONS ON AWARDS

THE FOUNDATION LOOKS FOR PROJECTS OF 501(C)3 ORGANIZATIONS WITH THE  
FOLLOWING CHARACTERISTICS:

- PROJECTS THAT CLEARLY AND DIRECTLY BENEFIT THE STATEN ISLAND COMMUNITY  
WITH MEASURABLE, LONG-TERM RESULTS
- PROJECTS THAT DEMONSTRATE THEIR COMMITMENT TO DIVERSITY, EQUITY AND  
INCLUSION
- PROJECTS THAT CAN BE EFFECTIVELY IMPLEMENTED AND ULTIMATELY CONTINUED  
WITHOUT OUR FUNDING
- PROJECTS THAT CONTRIBUTE TO ONE OF THE COLLECTIVE IMPACT INITIATIVES  
SUPPORTED BY THE FOUNDATION

THE FOUNDATION DOES NOT FUND: RENOVATIONS/REPAIRS TO PLACES OF WORSHIP,

FORM 990-PF

GRANT APPLICATION SUBMISSION INFORMATION  
PART XV, LINES 2A - 2D (CONTINUATION)

STATEMENT 1 |

RESTRICTIONS AND LIMITATIONS ON AWARDS

SCHOLARSHIPS, FUNDRAISING EVENT SPONSORSHIPS, JOURNAL ADS, OR YEARBOOK ADS,  
PRIVATE FOUNDATIONS OR INDIVIDUALS, POLITICAL CAUSES, CANDIDATES OR  
LOBBYING EFFORTS, MEDICAL RESEARCH, CEMETERY ASSOCIATIONS, ANIMAL WELFARE  
GROUPS, FRATERNAL AND VETERANS ORGANIZATIONS, BUSINESS, PROFESSIONAL AND  
CIVIC ASSOCIATIONS OR CLUBS, MEMORIAL FUNDRAISING, TICKETS TO EVENTS,  
REQUESTS FROM SOLICITORS ON BEHALF OF AN ORGANIZATION.