






For calendar year 2018, or tax year beginning 06-01-2018, and ending 05-31-2019

Name of foundation FRANCES WOOD WILSON FOUNDATION INC		A Employer identification number 58-6035441	
Number and street (or P O box number if mail is not delivered to street address) PO BOX 349		Room/suite	B Telephone number (see instructions) (770) 270-9083
City or town, state or province, country, and ZIP or foreign postal code TUCKER, GA 30085		C If exemption application is pending, check here <input type="checkbox"/>	
G Check all that apply <input type="checkbox"/> Initial return <input type="checkbox"/> Final return <input type="checkbox"/> Address change <input type="checkbox"/> Initial return of a former public charity <input type="checkbox"/> Amended return <input type="checkbox"/> Name change		D 1. Foreign organizations, check here <input type="checkbox"/> 2 Foreign organizations meeting the 85% test, check here and attach computation <input type="checkbox"/>	
H Check type of organization <input checked="" type="checkbox"/> Section 501(c)(3) exempt private foundation <input type="checkbox"/> Section 4947(a)(1) nonexempt charitable trust <input type="checkbox"/> Other taxable private foundation		E If private foundation status was terminated under section 507(b)(1)(A), check here <input type="checkbox"/>	
I Fair market value of all assets at end of year (from Part II, col (c), line 16) <input checked="" type="checkbox"/> \$ 39,543,717	J Accounting method <input type="checkbox"/> Cash <input checked="" type="checkbox"/> Accrual <input type="checkbox"/> Other (specify) _____ (Part I, column (d) must be on cash basis)	F If the foundation is in a 60-month termination under section 507(b)(1)(B), check here <input type="checkbox"/>	

Part I Analysis of Revenue and Expenses (The total of amounts in columns (b), (c), and (d) may not necessarily equal the amounts in column (a) (see instructions))		(a) Revenue and expenses per books	(b) Net investment income	(c) Adjusted net income	(d) Disbursements for charitable purposes (cash basis only)
Revenue	1 Contributions, gifts, grants, etc , received (attach schedule)				
	2 Check <input checked="" type="checkbox"/> if the foundation is not required to attach Sch B				
	3 Interest on savings and temporary cash investments	2,377	2,377	2,377	
	4 Dividends and interest from securities	1,137,591	1,137,591	1,137,591	
	5a Gross rents				
	b Net rental income or (loss) _____				
	6a Net gain or (loss) from sale of assets not on line 10  _____	235,950			
	b Gross sales price for all assets on line 6a _____				
	7 Capital gain net income (from Part IV, line 2)		198,469		
	8 Net short-term capital gain				
	9 Income modifications				
	10a Gross sales less returns and allowances _____				
Operating and Administrative Expenses	b Less Cost of goods sold				
	c Gross profit or (loss) (attach schedule)				
	11 Other income (attach schedule)				
	12 Total. Add lines 1 through 11	1,375,918	1,338,437	1,139,968	
	13 Compensation of officers, directors, trustees, etc	85,200	8,520		76,500
	14 Other employee salaries and wages				
	15 Pension plans, employee benefits	107,917	10,792		97,125
	16a Legal fees (attach schedule)				
	b Accounting fees (attach schedule) 	12,725	636		12,089
	c Other professional fees (attach schedule) 	161,454	137,236		24,218
	17 Interest				
	18 Taxes (attach schedule) (see instructions) 	13,881	211		1,892
	19 Depreciation (attach schedule) and depletion				
	20 Occupancy	18,006	900		17,106
	21 Travel, conferences, and meetings				
	22 Printing and publications				
	23 Other expenses (attach schedule) 	24,716	2,326		22,390
	24 Total operating and administrative expenses. Add lines 13 through 23	423,899	160,621		251,320
	25 Contributions, gifts, grants paid	1,817,400			1,817,400
	26 Total expenses and disbursements. Add lines 24 and 25	2,241,299	160,621		2,068,720
	27 Subtract line 26 from line 12				
	a Excess of revenue over expenses and disbursements	-865,381			
	b Net investment income (if negative, enter -0-)		1,177,816		
				1,139,968	

Part II Balance Sheets		Attached schedules and amounts in the description column should be for end-of-year amounts only (See instructions)			
		Beginning of year (a) Book Value	End of year (b) Book Value (c) Fair Market Value		
Assets	1	Cash—non-interest-bearing	43,229	78,665	78,665
	2	Savings and temporary cash investments	25,034	25,041	25,041
	3	Accounts receivable ▶ _____ Less allowance for doubtful accounts ▶ _____			
	4	Pledges receivable ▶ _____ Less allowance for doubtful accounts ▶ _____			
	5	Grants receivable			
	6	Receivables due from officers, directors, trustees, and other disqualified persons (attach schedule) (see instructions)			
	7	Other notes and loans receivable (attach schedule) ▶ _____ Less allowance for doubtful accounts ▶ _____			
	8	Inventories for sale or use			
	9	Prepaid expenses and deferred charges	5,417	23,705	23,705
	10a	Investments—U S and state government obligations (attach schedule)			
	b	Investments—corporate stock (attach schedule)	2,213,580	2,324,623	2,324,623
	c	Investments—corporate bonds (attach schedule)			
	11	Investments—land, buildings, and equipment basis ▶ _____ Less accumulated depreciation (attach schedule) ▶ _____			
	12	Investments—mortgage loans			
	13	Investments—other (attach schedule)	39,707,787	37,089,730	37,089,730
	14	Land, buildings, and equipment basis ▶ _____ 19,106 Less accumulated depreciation (attach schedule) ▶ 19,106			
15	Other assets (describe ▶ _____)	10,865	1,953	1,953	
16	Total assets (to be completed by all filers—see the instructions Also, see page 1, item I)	42,005,912	39,543,717	39,543,717	
Liabilities	17	Accounts payable and accrued expenses	8,775	8,975	
	18	Grants payable			
	19	Deferred revenue			
	20	Loans from officers, directors, trustees, and other disqualified persons			
	21	Mortgages and other notes payable (attach schedule)			
	22	Other liabilities (describe ▶ _____)	847,150	818,154	
	23	Total liabilities (add lines 17 through 22)	855,925	827,129	
Net Assets or Fund Balances	Foundations that follow SFAS 117, check here <input checked="" type="checkbox"/> and complete lines 24 through 26 and lines 30 and 31.				
	24	Unrestricted	41,149,987	38,716,588	
	25	Temporarily restricted			
	26	Permanently restricted			
	Foundations that do not follow SFAS 117, check here <input type="checkbox"/> and complete lines 27 through 31.				
	27	Capital stock, trust principal, or current funds			
	28	Paid-in or capital surplus, or land, bldg , and equipment fund			
	29	Retained earnings, accumulated income, endowment, or other funds			
	30	Total net assets or fund balances (see instructions)	41,149,987	38,716,588	
31	Total liabilities and net assets/fund balances (see instructions) .	42,005,912	39,543,717		

Part III Analysis of Changes in Net Assets or Fund Balances

1	Total net assets or fund balances at beginning of year—Part II, column (a), line 30 (must agree with end-of-year figure reported on prior year's return)	1	41,149,987
2	Enter amount from Part I, line 27a	2	-865,381
3	Other increases not included in line 2 (itemize) ▶ _____	3	
4	Add lines 1, 2, and 3	4	40,284,606
5	Decreases not included in line 2 (itemize) ▶ _____	5	1,568,018
6	Total net assets or fund balances at end of year (line 4 minus line 5)—Part II, column (b), line 30 .	6	38,716,588

Part IV Capital Gains and Losses for Tax on Investment Income

(a) List and describe the kind(s) of property sold (e g , real estate, 2-story brick warehouse, or common stock, 200 shs MLC Co)	(b) How acquired P—Purchase D—Donation	(c) Date acquired (mo , day, yr)	(d) Date sold (mo , day, yr)
1a			

(e) Gross sales price	(f) Depreciation allowed (or allowable)	(g) Cost or other basis plus expense of sale	(h) Gain or (loss) (e) plus (f) minus (g)
a			
b			
c			
d			
e			

Complete only for assets showing gain in column (h) and owned by the foundation on 12/31/69			(l) Gains (Col (h) gain minus col (k), but not less than -0-) or Losses (from col (h))
(i) F M V as of 12/31/69	(j) Adjusted basis as of 12/31/69	(k) Excess of col (i) over col (j), if any	
a			
b			
c			
d			
e			

2 Capital gain net income or (net capital loss) { If gain, also enter in Part I, line 7 If (loss), enter -0- in Part I, line 7 }	2	198,469
3 Net short-term capital gain or (loss) as defined in sections 1222(5) and (6) If gain, also enter in Part I, line 8, column (c) (see instructions) If (loss), enter -0- in Part I, line 8 { }	3	

Part V Qualification Under Section 4940(e) for Reduced Tax on Net Investment Income

(For optional use by domestic private foundations subject to the section 4940(a) tax on net investment income)

If section 4940(d)(2) applies, leave this part blank

Was the foundation liable for the section 4942 tax on the distributable amount of any year in the base period? ☐ Yes ☒ No

If "Yes," the foundation does not qualify under section 4940(e) Do not complete this part

1 Enter the appropriate amount in each column for each year, see instructions before making any entries

(a) Base period years Calendar year (or tax year beginning in)	(b) Adjusted qualifying distributions	(c) Net value of noncharitable-use assets	(d) Distribution ratio (col (b) divided by col (c))
2017	1,904,137	41,415,375	0 045977
2016	1,858,348	38,424,083	0 048364
2015	1,989,592	38,279,481	0 051975
2014	1,950,941	40,948,129	0 047644
2013	1,845,790	39,876,540	0 046288

2 Total of line 1, column (d)	2	0 240248
3 Average distribution ratio for the 5-year base period—divide the total on line 2 by 5 0, or by the number of years the foundation has been in existence if less than 5 years	3	0 048050
4 Enter the net value of noncharitable-use assets for 2018 from Part X, line 5	4	41,422,334
5 Multiply line 4 by line 3	5	1,990,343
6 Enter 1% of net investment income (1% of Part I, line 27b)	6	11,778
7 Add lines 5 and 6	7	2,002,121
8 Enter qualifying distributions from Part XII, line 4	8	2,068,720

If line 8 is equal to or greater than line 7, check the box in Part VI, line 1b, and complete that part using a 1% tax rate See the Part VI instructions

Part VI Excise Tax Based on Investment Income (Section 4940(a), 4940(b), 4940(e), or 4948—see instructions)

1a	Exempt operating foundations described in section 4940(d)(2), check here <input type="checkbox"/> and enter "N/A" on line 1 Date of ruling or determination letter _____ (attach copy of letter if necessary—see instructions)		
b	Domestic foundations that meet the section 4940(e) requirements in Part V, check here <input checked="" type="checkbox"/> and enter 1% of Part I, line 27b	1	11,778
c	All other domestic foundations enter 2% of line 27b. Exempt foreign organizations enter 4% of Part I, line 12, col (b)		
2	Tax under section 511 (domestic section 4947(a)(1) trusts and taxable foundations only. Others enter -0-)	2	
3	Add lines 1 and 2.	3	11,778
4	Subtitle A (income) tax (domestic section 4947(a)(1) trusts and taxable foundations only. Others enter -0-)	4	
5	Tax based on investment income. Subtract line 4 from line 3. If zero or less, enter -0-	5	11,778
6	Credits/Payments		
a	2018 estimated tax payments and 2017 overpayment credited to 2018	6a	34,710
b	Exempt foreign organizations—tax withheld at source	6b	
c	Tax paid with application for extension of time to file (Form 8868)	6c	
d	Backup withholding erroneously withheld	6d	
7	Total credits and payments. Add lines 6a through 6d.	7	34,710
8	Enter any penalty for underpayment of estimated tax. Check here <input type="checkbox"/> if Form 2220 is attached	8	
9	Tax due. If the total of lines 5 and 8 is more than line 7, enter amount owed	9	
10	Overpayment. If line 7 is more than the total of lines 5 and 8, enter the amount overpaid	10	22,932
11	Enter the amount of line 10 to be Credited to 2019 estimated tax <input type="checkbox"/> 22,932 Refunded <input type="checkbox"/>	11	

Part VII-A Statements Regarding Activities

	Yes	No
1a During the tax year, did the foundation attempt to influence any national, state, or local legislation or did it participate or intervene in any political campaign?	1a	No
b Did it spend more than \$100 during the year (either directly or indirectly) for political purposes? (see Instructions for definition). <i>If the answer is "Yes" to 1a or 1b, attach a detailed description of the activities and copies of any materials published or distributed by the foundation in connection with the activities</i>	1b	No
c Did the foundation file Form 1120-POL for this year?	1c	No
d Enter the amount (if any) of tax on political expenditures (section 4955) imposed during the year (1) On the foundation <input type="checkbox"/> \$ _____ (2) On foundation managers <input type="checkbox"/> \$ _____		
e Enter the reimbursement (if any) paid by the foundation during the year for political expenditure tax imposed on foundation managers <input type="checkbox"/> \$ _____		
2 Has the foundation engaged in any activities that have not previously been reported to the IRS? <i>If "Yes," attach a detailed description of the activities</i>	2	No
3 Has the foundation made any changes, not previously reported to the IRS, in its governing instrument, articles of incorporation, or bylaws, or other similar instruments? <i>If "Yes," attach a conformed copy of the changes</i>	3	No
4a Did the foundation have unrelated business gross income of \$1,000 or more during the year?	4a	No
b If "Yes," has it filed a tax return on Form 990-T for this year?	4b	
5 Was there a liquidation, termination, dissolution, or substantial contraction during the year? <i>If "Yes," attach the statement required by General Instruction T</i>	5	No
6 Are the requirements of section 508(e) (relating to sections 4941 through 4945) satisfied either • By language in the governing instrument, or • By state legislation that effectively amends the governing instrument so that no mandatory directions that conflict with the state law remain in the governing instrument?	6	Yes
7 Did the foundation have at least \$5,000 in assets at any time during the year? <i>If "Yes," complete Part II, col (c), and Part XV</i>	7	Yes
8a Enter the states to which the foundation reports or with which it is registered (see instructions) <input type="checkbox"/> _____		
b If the answer is "Yes" to line 7, has the foundation furnished a copy of Form 990-PF to the Attorney General (or designate) of each state as required by General Instruction G? <i>If "No," attach explanation</i> .	8b	Yes
9 Is the foundation claiming status as a private operating foundation within the meaning of section 4942(j)(3) or 4942(j)(5) for calendar year 2018 or the taxable year beginning in 2018? See the instructions for Part XIV. <i>If "Yes," complete Part XIV</i>	9	No
10 Did any persons become substantial contributors during the tax year? <i>If "Yes," attach a schedule listing their names and addresses</i>	10	No

Part VII-A Statements Regarding Activities (continued)

11	At any time during the year, did the foundation, directly or indirectly, own a controlled entity within the meaning of section 512(b)(13)? If "Yes," attach schedule. See instructions.	11		No
12	Did the foundation make a distribution to a donor advised fund over which the foundation or a disqualified person had advisory privileges? If "Yes," attach statement. See instructions.	12		No
13	Did the foundation comply with the public inspection requirements for its annual returns and exemption application? Website address ▶ N/A	13	Yes	
14	The books are in care of ▶ DONNA MOSELEY Telephone no ▶ (770) 270-9083			

Located at **▶** 673 RIDGEVIEW DRIVE SW LILBURN GA ZIP+4 **▶** 30047

15	Section 4947(a)(1) nonexempt charitable trusts filing Form 990-PF in lieu of Form 1041 —check here ▶ <input type="checkbox"/>			
	and enter the amount of tax-exempt interest received or accrued during the year ▶ 15			
16	At any time during calendar year 2018, did the foundation have an interest in or a signature or other authority over a bank, securities, or other financial account in a foreign country?	16	Yes	No
	See the instructions for exceptions and filing requirements for FinCEN Form 114. If "Yes", enter the name of the foreign country ▶			

Part VII-B Statements Regarding Activities for Which Form 4720 May Be Required

File Form 4720 if any item is checked in the "Yes" column, unless an exception applies.

1a	During the year did the foundation (either directly or indirectly)		Yes	No
	(1) Engage in the sale or exchange, or leasing of property with a disqualified person? <input type="checkbox"/> Yes <input checked="" type="checkbox"/> No			
	(2) Borrow money from, lend money to, or otherwise extend credit to (or accept it from) a disqualified person? <input type="checkbox"/> Yes <input checked="" type="checkbox"/> No			
	(3) Furnish goods, services, or facilities to (or accept them from) a disqualified person? <input type="checkbox"/> Yes <input checked="" type="checkbox"/> No			
	(4) Pay compensation to, or pay or reimburse the expenses of, a disqualified person? <input type="checkbox"/> Yes <input checked="" type="checkbox"/> No			
	(5) Transfer any income or assets to a disqualified person (or make any of either available for the benefit or use of a disqualified person)? <input type="checkbox"/> Yes <input checked="" type="checkbox"/> No			
	(6) Agree to pay money or property to a government official? (Exception. Check "No" if the foundation agreed to make a grant to or to employ the official for a period after termination of government service, if terminating within 90 days). <input type="checkbox"/> Yes <input checked="" type="checkbox"/> No			
b	If any answer is "Yes" to 1a(1)–(6), did any of the acts fail to qualify under the exceptions described in Regulations section 53.4941(d)-3 or in a current notice regarding disaster assistance? See instructions. <input type="checkbox"/>	1b		
c	Did the foundation engage in a prior year in any of the acts described in 1a, other than excepted acts, that were not corrected before the first day of the tax year beginning in 2018? <input type="checkbox"/>	1c		
2	Taxes on failure to distribute income (section 4942) (does not apply for years the foundation was a private operating foundation defined in section 4942(j)(3) or 4942(j)(5))			
a	At the end of tax year 2018, did the foundation have any undistributed income (lines 6d and 6e, Part XIII) for tax year(s) beginning before 2018? <input type="checkbox"/> Yes <input checked="" type="checkbox"/> No			
	If "Yes," list the years ▶ 20____, 20____, 20____, 20____			
b	Are there any years listed in 2a for which the foundation is not applying the provisions of section 4942(a)(2) (relating to incorrect valuation of assets) to the year's undistributed income? (If applying section 4942(a)(2) to all years listed, answer "No" and attach statement—see instructions).	2b		
c	If the provisions of section 4942(a)(2) are being applied to any of the years listed in 2a, list the years here ▶ 20____, 20____, 20____, 20____			
3a	Did the foundation hold more than a 2% direct or indirect interest in any business enterprise at any time during the year? <input type="checkbox"/> Yes <input checked="" type="checkbox"/> No			
b	If "Yes," did it have excess business holdings in 2018 as a result of (1) any purchase by the foundation or disqualified persons after May 26, 1969, (2) the lapse of the 5-year period (or longer period approved by the Commissioner under section 4943(c)(7)) to dispose of holdings acquired by gift or bequest, or (3) the lapse of the 10-, 15-, or 20-year first phase holding period? (Use Schedule C, Form 4720, to determine if the foundation had excess business holdings in 2018).	3b		
4a	Did the foundation invest during the year any amount in a manner that would jeopardize its charitable purposes?	4a		No
b	Did the foundation make any investment in a prior year (but after December 31, 1969) that could jeopardize its charitable purpose that had not been removed from jeopardy before the first day of the tax year beginning in 2018?	4b		No

Part VII-B Statements Regarding Activities for Which Form 4720 May Be Required (continued)

		Yes	No
5a	During the year did the foundation pay or incur any amount to		
	(1) Carry on propaganda, or otherwise attempt to influence legislation (section 4945(e))?	<input type="checkbox"/> Yes	<input checked="" type="checkbox"/> No
	(2) Influence the outcome of any specific public election (see section 4955), or to carry on, directly or indirectly, any voter registration drive?	<input type="checkbox"/> Yes	<input checked="" type="checkbox"/> No
	(3) Provide a grant to an individual for travel, study, or other similar purposes?	<input type="checkbox"/> Yes	<input checked="" type="checkbox"/> No
	(4) Provide a grant to an organization other than a charitable, etc., organization described in section 4945(d)(4)(A)? See instructions.	<input type="checkbox"/> Yes	<input checked="" type="checkbox"/> No
	(5) Provide for any purpose other than religious, charitable, scientific, literary, or educational purposes, or for the prevention of cruelty to children or animals?	<input type="checkbox"/> Yes	<input checked="" type="checkbox"/> No
b	If any answer is "Yes" to 5a(1)–(5), did any of the transactions fail to qualify under the exceptions described in Regulations section 53.4945 or in a current notice regarding disaster assistance? See instructions.	5b	
	Organizations relying on a current notice regarding disaster assistance check here.	<input checked="" type="checkbox"/>	
c	If the answer is "Yes" to question 5a(4), does the foundation claim exemption from the tax because it maintained expenditure responsibility for the grant? If "Yes," attach the statement required by Regulations section 53.4945–5(d)	<input type="checkbox"/> Yes	<input type="checkbox"/> No
6a	Did the foundation, during the year, receive any funds, directly or indirectly, to pay premiums on a personal benefit contract?	<input type="checkbox"/> Yes	<input checked="" type="checkbox"/> No
b	Did the foundation, during the year, pay premiums, directly or indirectly, on a personal benefit contract? If "Yes" to 6b, file Form 8870	6b	
			No
7a	At any time during the tax year, was the foundation a party to a prohibited tax shelter transaction?	<input type="checkbox"/> Yes	<input checked="" type="checkbox"/> No
b	If yes, did the foundation receive any proceeds or have any net income attributable to the transaction?	7b	
8	Is the foundation subject to the section 4960 tax on payment(s) of more than \$1,000,000 in remuneration or excess parachute payment during the year?	<input type="checkbox"/> Yes	<input checked="" type="checkbox"/> No

Part VIII Information About Officers, Directors, Trustees, Foundation Managers, Highly Paid Employees, and Contractors

1 List all officers, directors, trustees, foundation managers and their compensation. See instructions

(a) Name and address	(b) Title, and average hours per week devoted to position	(c) Compensation (If not paid, enter -0-)	(d) Contributions to employee benefit plans and deferred compensation	(e) Expense account, other allowances
See Additional Data Table				

2 Compensation of five highest-paid employees (other than those included on line 1—see instructions). If none, enter "NONE."

(a) Name and address of each employee paid more than \$50,000	(b) Title, and average hours per week devoted to position	(c) Compensation	(d) Contributions to employee benefit plans and deferred compensation	(e) Expense account, other allowances
NONE				

Total number of other employees paid over \$50,000. ▶

Part VIII

3 Five hig

Total number

Part IX-A

List the foundation organizations and

1

Part IX-BDescribe the

Part X Minimum Investment Return (All domestic foundations must complete this part. Foreign foundations, see instructions.)

1	Fair market value of assets not used (or held for use) directly in carrying out charitable, etc., purposes		
a	Average monthly fair market value of securities.	1a	41,898,224
b	Average of monthly cash balances.	1b	131,202
c	Fair market value of all other assets (see instructions).	1c	23,705
d	Total (add lines 1a, b, and c).	1d	42,053,131
e	Reduction claimed for blockage or other factors reported on lines 1a and 1c (attach detailed explanation).	1e	
2	Acquisition indebtedness applicable to line 1 assets.	2	
3	Subtract line 2 from line 1d.	3	42,053,131
4	Cash deemed held for charitable activities. Enter 1 1/2% of line 3 (for greater amount, see instructions).	4	630,797
5	Net value of noncharitable-use assets. Subtract line 4 from line 3. Enter here and on Part V, line 4.	5	41,422,334
6	Minimum investment return. Enter 5% of line 5.	6	2,071,117

Part XI Distributable Amount (see instructions) (Section 4942(j)(3) and (j)(5) private operating foundations and certain foreign organizations check here ☐ and do not complete this part.)

1	Minimum investment return from Part X, line 6.	1	2,071,117
2a	Tax on investment income for 2018 from Part VI, line 5.	2a	11,778
b	Income tax for 2018 (This does not include the tax from Part VI).	2b	
c	Add lines 2a and 2b.	2c	11,778
3	Distributable amount before adjustments. Subtract line 2c from line 1.	3	2,059,339
4	Recoveries of amounts treated as qualifying distributions.	4	
5	Add lines 3 and 4.	5	2,059,339
6	Deduction from distributable amount (see instructions).	6	
7	Distributable amount as adjusted. Subtract line 6 from line 5. Enter here and on Part XIII, line 1.	7	2,059,339

Part XII Qualifying Distributions (see instructions)

1	Amounts paid (including administrative expenses) to accomplish charitable, etc., purposes		
a	Expenses, contributions, gifts, etc.—total from Part I, column (d), line 26.	1a	2,068,720
b	Program-related investments—total from Part IX-B.	1b	
2	Amounts paid to acquire assets used (or held for use) directly in carrying out charitable, etc., purposes.	2	
3	Amounts set aside for specific charitable projects that satisfy the		
a	Suitability test (prior IRS approval required).	3a	
b	Cash distribution test (attach the required schedule).	3b	
4	Qualifying distributions. Add lines 1a through 3b. Enter here and on Part V, line 8, and Part XIII, line 4.	4	2,068,720
5	Foundations that qualify under section 4940(e) for the reduced rate of tax on net investment income. Enter 1% of Part I, line 27b. See instructions.	5	11,778
6	Adjusted qualifying distributions. Subtract line 5 from line 4.	6	2,056,942

Note: The amount on line 6 will be used in Part V, column (b), in subsequent years when calculating whether the foundation qualifies for the section 4940(e) reduction of tax in those years.

Part XIII Undistributed Income (see instructions)

	(a) Corpus	(b) Years prior to 2017	(c) 2017	(d) 2018
1 Distributable amount for 2018 from Part XI, line 7				2,059,339
2 Undistributed income, if any, as of the end of 2018				
a Enter amount for 2017 only.			1,759,220	
b Total for prior years 20____, 20____, 20____				
3 Excess distributions carryover, if any, to 2018				
a From 2013.				
b From 2014.				
c From 2015.				
d From 2016.				
e From 2017.				
f Total of lines 3a through e.				
4 Qualifying distributions for 2018 from Part XII, line 4 ▶ \$ 2,068,720				
a Applied to 2017, but not more than line 2a			1,759,220	
b Applied to undistributed income of prior years (Election required—see instructions).				
c Treated as distributions out of corpus (Election required—see instructions).				
d Applied to 2018 distributable amount.				309,500
e Remaining amount distributed out of corpus				
5 Excess distributions carryover applied to 2018 (If an amount appears in column (d), the same amount must be shown in column (a))				
6 Enter the net total of each column as indicated below:				
a Corpus Add lines 3f, 4c, and 4e Subtract line 5				
b Prior years' undistributed income Subtract line 4b from line 2b				
c Enter the amount of prior years' undistributed income for which a notice of deficiency has been issued, or on which the section 4942(a) tax has been previously assessed.				
d Subtract line 6c from line 6b Taxable amount—see instructions				
e Undistributed income for 2017 Subtract line 4a from line 2a Taxable amount—see instructions				
f Undistributed income for 2018 Subtract lines 4d and 5 from line 1 This amount must be distributed in 2019				1,749,839
7 Amounts treated as distributions out of corpus to satisfy requirements imposed by section 170(b)(1)(F) or 4942(g)(3) (Election may be required - see instructions).				
8 Excess distributions carryover from 2013 not applied on line 5 or line 7 (see instructions).				
9 Excess distributions carryover to 2019. Subtract lines 7 and 8 from line 6a				
10 Analysis of line 9				
a Excess from 2014.				
b Excess from 2015.				
c Excess from 2016.				
d Excess from 2017.				
e Excess from 2018.				

Part XIV Private Operating Foundations (see instructions and Part VII-A, question 9)

1a If the foundation has received a ruling or determination letter that it is a private operating foundation, and the ruling is effective for 2018, enter the date of the ruling. ▶

b Check box to indicate whether the organization is a private operating foundation described in section ☐ 4942(j)(3) or ☐ 4942(j)(5)

	Tax year	Prior 3 years			(e) Total
	(a) 2018	(b) 2017	(c) 2016	(d) 2015	
2a Enter the lesser of the adjusted net income from Part I or the minimum investment return from Part X for each year listed					
b 85% of line 2a					
c Qualifying distributions from Part XII, line 4 for each year listed					
d Amounts included in line 2c not used directly for active conduct of exempt activities					
e Qualifying distributions made directly for active conduct of exempt activities. Subtract line 2d from line 2c					
3 Complete 3a, b, or c for the alternative test relied upon					
a "Assets" alternative test—enter					
(1) Value of all assets					
(2) Value of assets qualifying under section 4942(j)(3)(B)(i)					
b "Endowment" alternative test— enter 2/3 of minimum investment return shown in Part X, line 6 for each year listed.					
c "Support" alternative test—enter					
(1) Total support other than gross investment income (interest, dividends, rents, payments on securities loans (section 512(a)(5)), or royalties)					
(2) Support from general public and 5 or more exempt organizations as provided in section 4942(j)(3)(B)(iii).					
(3) Largest amount of support from an exempt organization					
(4) Gross investment income					

Part XV Supplementary Information (Complete this part only if the foundation had \$5,000 or more in assets at any time during the year—see instructions.)

1 Information Regarding Foundation Managers:

a List any managers of the foundation who have contributed more than 2% of the total contributions received by the foundation before the close of any tax year (but only if they have contributed more than \$5,000) (See section 507(d)(2))

b List any managers of the foundation who own 10% or more of the stock of a corporation (or an equally large portion of the ownership of a partnership or other entity) of which the foundation has a 10% or greater interest

2 Information Regarding Contribution, Grant, Gift, Loan, Scholarship, etc., Programs:

Check here ☐ if the foundation only makes contributions to preselected charitable organizations and does not accept unsolicited requests for funds. If the foundation makes gifts, grants, etc. to individuals or organizations under other conditions, complete items 2a, b, c, and d. See instructions.

a The name, address, and telephone number or e-mail address of the person to whom applications should be addressed

DONNA MOSLEY
PO BOX 349
TUCKER, GA 30085
(770) 270-9083
FWWF@BELLSOUTH.NET

b The form in which applications should be submitted and information and materials they should include

GRANT APPLICANTS SHOULD ADDRESS REQUESTS FOR GRANTS TO THE FOLLOWING MAILING DELIVERY P O BOX 3494500 TUCKER, GA 3008 PHYSICAL DELIVERY HUGH HOWELL RD 5SUITE 370 TUCKER, GA 3008 GRANT PROPOSALS SHOULD BE SUBMITTED IN WRITING (CANNOT BE SUBMITTED ELECTRONICALLY) AND INCLUDE A DEFINITIVE STATEMENT AS TO THE HISTORY OF THE PROPOSED GRANTEE ORGANIZATION, THE PURPOSE AND AMOUNT OF THE PROPOSED GRANT, CURRENT FINANCIAL STATEMENTS OF THE PROPOSED GRANTEE ORGANIZATION SHOWING INFORMATION REGARDING SUPPORT BY THE LOCAL PEOPLE AND MERCHANTS AS WELL AS ALL GOVERNMENTAL SUPPORT, WHETHER LOCAL, STATE OR FEDERAL AND A WRITTEN REPRESENTATION AS TO THE FEDERAL TAX EXEMPT STATUS OF THE PROPOSED GRANTEE ORGANIZATION (I E 501(C) (3)) THIS DOCUMENTATION MUST BE SUBMITTED WITH EACH GRANT PROPOSAL IN ORDER FOR THE GRANT TO BE PRESENTED TO THE FOUNDATION'S BOARD OF TRUSTEES FAILURE TO DO SO WOULD DISQUALIFY THE PROPOSAL

c Any submission deadlines

THE FOUNDATION BOARD OF TRUSTEES MEETS SEMI-ANNUALLY IN APRIL AND OCTOBER GRANT SUBMISSIONS TO BE C

d Any restrictions or limitations on awards, such as by geographical areas, charitable fields, kinds of institutions, or other factors

THE FOUNDATION GENERALLY RESTRICTS ITS GRANTS TO PROGRAMS AND INSTITUTIONS INVOLVED IN CHILD WELFARE, RELIGIOUS, CIVIC, HEALTH OR EDUCATIONAL ACTIVITIES GRANTS ARE RESTRICTED TO THE STATE OF GEORGIA, EXCEPT FOR PROGRAMS CARRIED ON BY CHESTNUT HILL BENEVOLENT ASSOCIATION IN BOSTON, MASSACHUSETTS ALL GRANTS ARE MADE TO TAX EXEMPT ORGANIZATIONS IN THE CASE OF SCHOLARSHIP AWARDS, GRANTS ARE MADE TO THE RESPECTIVE EDUCATIONAL INSTITUTION, RATHER THAN TO INDIVIDUAL STUDENTS

Part XV **Supplementary Information** (continued)**3 Grants and Contributions Paid During the Year or Approved for Future Payment**

<div>Recipient</div> <div>Name and address (home or business)</div>	<div>If recipient is an individual, show any relationship to any foundation manager or substantial contributor</div>	<div>Foundation status of recipient</div>	<div>Purpose of grant or contribution</div>	<div>Amount</div>
a <i>Paid during the year</i> SEE ATTACHED SCHEDULE 4500 HUGH HOWELL RD TUCKER, GA 30084			MISSION OF NONPROFIT ORGANIZATION	1,817,400
Total			<div>▶ 3a</div>	
b <i>Approved for future payment</i>				
Total			<div>▶ 3b</div>	

Enter gross amounts unless otherwise indicated

Part XVI-B Relationship of Activities to the Accomplishment of Exempt Purposes

Form **990-PF** (2018)

Part XVII Information Regarding Transfers To and Transactions and Relationships With Noncharitable Exempt Organizations

- | | | | | |
|--|--|--------------|------------|-----------|
| 1 Did the organization directly or indirectly engage in any of the following with any other organization described in section 501(c) (other than section 501(c)(3) organizations) or in section 527, relating to political organizations? | | | Yes | No |
| a Transfers from the reporting foundation to a noncharitable exempt organization of | | | | |
| (1) Cash. | | 1a(1) | | No |
| (2) Other assets. | | 1a(2) | | No |
| b Other transactions | | | | |
| (1) Sales of assets to a noncharitable exempt organization. | | 1b(1) | | No |
| (2) Purchases of assets from a noncharitable exempt organization. | | 1b(2) | | No |
| (3) Rental of facilities, equipment, or other assets. | | 1b(3) | | No |
| (4) Reimbursement arrangements. | | 1b(4) | | No |
| (5) Loans or loan guarantees. | | 1b(5) | | No |
| (6) Performance of services or membership or fundraising solicitations. | | 1b(6) | | No |
| c Sharing of facilities, equipment, mailing lists, other assets, or paid employees. | | 1c | | No |
| d If the answer to any of the above is "Yes," complete the following schedule. Column (b) should always show the fair market value of the goods, other assets, or services given by the reporting foundation. If the foundation received less than fair market value in any transaction or sharing arrangement, show in column (d) the value of the goods, other assets, or services received | | | | |

[illegible]

- 2a** Is the foundation directly or indirectly affiliated with, or related to, one or more tax-exempt organizations described in section 501(c) (other than section 501(c)(3)) or in section 527? ☐ Yes ☒ No

b If "Yes," complete the following schedule

(a) Name of organization	(b) Type of organization	(c) Description of relationship

Sign Here	Under penalties of perjury, I declare that I have examined this return, including accompanying schedules and statements, and to the best of my knowledge and belief, it is true, correct, and complete. Declaration of preparer (other than taxpayer) is based on all information of which preparer has any knowledge.		
	*****	2019-10-03	*****
	_____ Signature of officer or trustee	_____ Date	_____ Title

May the IRS discuss this return with the preparer shown below
 (see instr.) ☐ **Yes** ☐ **No**

Paid Preparer Use Only	Print/Type preparer's name	Preparer's Signature	Date	Check if self-employed <input type="checkbox"/>	PTIN
	WILLIAM T FRICKE CPA		2019-10-07		P01387351
	Firm's name ▶ FRICKE & ASSOCIATES PC				Firm's EIN ▶ 58-2480329
	Firm's address ▶ 3295 RIVER EXCHANGE DR STE 561 NORCROSS, GA 300924248				Phone no (770) 216-2226

Form 990PF Part VIII Line 1 - List all officers, directors, trustees, foundation managers and their compensation

(a) Name and address	Title, and average hours per week (b) devoted to position	(c) Compensation (If not paid, enter -0-)	(d) Contributions to employee benefit plans and deferred compensation	Expense account, (e) other allowances
BLITCH ANN BIRD CFP CPA	PRESIDENT 20 00	37,800	0	0
1859 MILLSTONE TR STONE MOUNTAIN, GA 30087				
LAWTON STEPHENS	TRUSTEE 2 00	0	0	0
1040 WILLOW RIDGE ATHENS, GA 30606				
DONNA MOSELEY	TREASURER/SE 20 00	35,400	0	0
673 RIDGEVIEW DRIVE SW LILBURN, GA 30047				
JACK B EDMUNDS JR	CHAIRMAN 5 00	12,000	0	0
41 SOMERSET COURT HARTWELL, GA 30643				
DONALD G LOGGINS	TRUSTEE 2 00	0	0	0
3770 BOLD SPRINGS ROAD MONROE, GA 30656				

TY 2018 Accounting Fees Schedule**Name:** FRANCES WOOD WILSON FOUNDATION INC**EIN:** 58-6035441

Category	Amount	Net Investment Income	Adjusted Net Income	Disbursements for Charitable Purposes
FRICKE & ASSOCIATES	12,725	636		12,089

Note: To capture the full content of this document, please select landscape mode (11" x 8.5") when printing.

TY 2018 Depreciation Schedule

Name: FRANCES WOOD WILSON FOUNDATION INC

EIN: 58-6035441

Depreciation Schedule

Description of Property	Date Acquired	Cost or Other Basis	Prior Years' Depreciation	Computation Method	Rate / Life (# of years)	Current Year's Depreciation Expense	Net Investment Income	Adjusted Net Income	Cost of Goods Sold Not Included
10 CONFERENCE CHAIRS	1997-10-21	2,700	2,700	S/L	7 0000				
BAKER CONFERENCE TABLE	1997-10-21	3,150	3,150	S/L	7 0000				
BAKER SIDEBORD	1997-10-21	2,700	2,700	S/L	7 0000				
TASK CHAIR	1997-10-21	273	273	S/L	7 0000				
2 SIDE CHAIRS	1997-10-21	535	535	S/L	7 0000				
LAMP	1997-10-21	139	139	S/L	7 0000				
DRUM TABLE	1997-10-15	267	267	S/L	7 0000				
DESK/CREDENZA/HUTCH	1997-10-15	2,709	2,709	S/L	7 0000				
COMPUTER & PRINTER	1994-11-30	3,602	3,602	S/L	5 0000				
FAX MACHINE	1997-11-01	321	321	S/L	7 0000				
COPIER	1997-07-09	2,710	2,710	S/L	7 0000				

Note: To capture the full content of this document, please select landscape mode (11" x 8.5") when printing.

TY 2018 Gain/Loss from Sale of Other Assets Schedule

Name: FRANCES WOOD WILSON FOUNDATION INC

EIN: 58-6035441

Gain Loss Sale Other Assets Schedule

Name	Date Acquired	How Acquired	Date Sold	Purchaser Name	Gross Sales Price	Basis	Basis Method	Sales Expenses	Total (net)	Accumulated Depreciation
SUNTRUST INVESTMENTS (SEE ATTACHED)		PURCHASE			8,923,349	9,312,899			-389,550	
BERNSTEIN 888-39255 (SEE ATTACHED)		PURCHASE			250,542	263,497			-12,955	
BERNSTEIN 888-39255 (SEE ATTACHED)		PURCHASE			2,081,417	2,077,966			3,451	
BERNSTEIN 888-39255 (SEE ATTACHED)		PURCHASE			74				74	
BERNSTEIN 039-17229 (SEE ATTACHED)		PURCHASE			116,169	106,693			9,476	
BERNSTEIN 039-17229 (SEE ATTACHED)		PURCHASE			4,591,005	4,164,020			426,985	

TY 2018 Investments Corporate Stock Schedule

Name: FRANCES WOOD WILSON FOUNDATION INC

EIN: 58-6035441

Investments Corporation Stock Schedule

Name of Stock	End of Year Book Value	End of Year Fair Market Value
COMMON STOCKS	2,324,623	2,324,623

TY 2018 Investments - Other Schedule

Name: FRANCES WOOD WILSON FOUNDATION INC

EIN: 58-6035441

Investments Other Schedule 2

Category/ Item	Listed at Cost or FMV	Book Value	End of Year Fair Market Value
MONEY MARKET/PORTFOLIO FUNDS	FMV	37,089,730	37,089,730

**TY 2018 Land, Etc.
Schedule****Name:** FRANCES WOOD WILSON FOUNDATION INC**EIN:** 58-6035441

Category / Item	Cost / Other Basis	Accumulated Depreciation	Book Value	End of Year Fair Market Value
FURNITURE & EQUIPMENT	19,106	19,106		

TY 2018 Other Assets Schedule**Name:** FRANCES WOOD WILSON FOUNDATION INC**EIN:** 58-6035441**Other Assets Schedule**

Description	Beginning of Year - Book Value	End of Year - Book Value	End of Year - Fair Market Value
DEPOSIT	1,953	1,953	1,953
INTEREST RECEIVABLE	8,912		

TY 2018 Other Decreases Schedule

Name: FRANCES WOOD WILSON FOUNDATION INC

EIN: 58-6035441

Description	Amount
UNREALIZED LOSSES ON INVESTMENTS	1,568,018

TY 2018 Other Expenses Schedule**Name:** FRANCES WOOD WILSON FOUNDATION INC**EIN:** 58-6035441**Other Expenses Schedule**

Description	Revenue and Expenses per Books	Net Investment Income	Adjusted Net Income	Disbursements for Charitable Purposes
EXPENSES				
CONSULTING FEES	16,800	1,681		15,119
INSURANCE	1,246	62		1,184
OFFICE EXPENSE	2,435	245		2,190
TELEPHONE	2,493	250		2,243
TRUSTEE EXPENSES	1,742	88		1,654

TY 2018 Other Liabilities Schedule**Name:** FRANCES WOOD WILSON FOUNDATION INC**EIN:** 58-6035441

Description	Beginning of Year - Book Value	End of Year - Book Value
DEFERRED COMPENSATION	847,150	818,154

TY 2018 Other Professional Fees Schedule**Name:** FRANCES WOOD WILSON FOUNDATION INC**EIN:** 58-6035441

Category	Amount	Net Investment Income	Adjusted Net Income	Disbursements for Charitable Purposes
INVESTMENT MANAGEMENT FEES	161,454	137,236		24,218

TY 2018 Taxes Schedule**Name:** FRANCES WOOD WILSON FOUNDATION INC**EIN:** 58-6035441

Category	Amount	Net Investment Income	Adjusted Net Income	Disbursements for Charitable Purposes
PAYROLL TAXES	2,103	211		1,892
EXCISE TAX	11,778			

FRANCES WOOD WILSON FOUNDATION, INC.

58-6035441

Tucker, Georgia

May 31, 2019

FORM 990-PF

PART II

SCHEDULE OF INVESTMENTS

LINE 10b

CORPORATE STOCK

LINE 13

OTHER



FRANCES WOOD WILSON FDN IA
ACCOUNT NO. 7932220

PORTFOLIO DETAIL
AS OF 05/31/19

PAGE 3

PAR VALUE OR SHARES	ASSET DESCRIPTION	MARKET VALUE MARKET PRICE % OF MARKET	FED TAX COST COST PER UNIT	UNREALIZED GAIN/LOSS (FED TO MKT)	ESTIMATED ANNUAL INCOME	INCOME YIELD AT MARKET/ YIELD TO MATURITY
<u>PRINCIPAL PORTFOLIO</u>						
	PRINCIPAL CASH	3,050,661.16- 14.25-%	3,050,661.16-			
<u>STIF & MONEY MARKET FUNDS</u>						
38,495.47	FEDERATED MONEY MKT OBLIGS TR TRSY OBLIGS INSTL CL #68 FFS CUSIP: 609068DF5	38,495.47 1.000 0.18 %	38,495.47 1.00	0.00	877	2.28 % 0.00 %
<u>EQUITY SECURITIES</u>						
<u>MUTUAL FUNDS-EQUITY</u>						
20,095	SPDR MSCI ACWI EX-US CUSIP: 78463X848	707,344.00 35.200 3.30 %	661,590.07 32.92	45,753.93	18,508	2.62 % 0.00 %
<u>MUTUAL FUNDS</u>						
18,803.49	AQR LONG-SHORT EQUITY FUND CUSIP: 00191K500	197,248.61 10.490 0.92 %	248,740.96 13.23	51,492.35-	755	0.38 % 0.00 %
31,373.142	BLACKROCK GLOBAL LONG/SHORT CREDIT FUND CUSIP: 09260C604	310,907.84 9.910 1.45 %	322,547.91 10.28	11,640.07-	18,071	5.81 % 0.00 %
29,194.33	BLACKSTONE ALTERNATIVE MULTI-STRATEGY FUND CUSIP: 09257V201	313,547.10 10.740 1.46 %	301,246.05 10.32	12,301.05	3,766	1.20 % 0.00 %




RANCES WOOD WILSON FDN IA
ACCOUNT NO. 7932220

PORTFOLIO DETAIL

AS OF 05/31/19

PAGE 4

PAR VALUE OR SHARES	ASSET DESCRIPTION	MARKET VALUE MARKET PRICE % OF MARKET	FED TAX COST COST PER UNIT	UNREALIZED GAIN/LOSS (FED TO MKT)	ESTIMATED ANNUAL INCOME	INCOME YIELD AT MARKET/ YIELD TO MATURITY
26,392.331	DFA EMERGING MARKETS CORE EQUITY PORTFOLIO CUSIP: 233203421	526,263.08 19.940 2.46 %	500,609.02 18.97	25,654.06	12,563	2.39 % 0.00 %
87,398.207	DFA INTERNATIONAL CORE EQUITY FUND CUSIP: 233203371	1,085,685.73 12.420 5.07 %	1,061,212.76 12.14	24,272.97	32,600	3.00 % 0.00 %
27,342.633	DFA U.S. SMALL CAP PORTFOLIO CUSIP: 233203843	864,300.63 31.610 4.04 %	787,734.95 28.81	76,565.68	2,549	0.29 % 0.00 %
179,920.019	DOUBLELINE TOTAL RETURN BOND FUND CUSIP: 258620103	1,912,549.80 10.630 8.93 %	1,878,365.00 10.44	34,184.80	70,529	3.69 % 0.00 %
68,502.522	EATON VANCE ATLANTA CAPITAL SMID-CAP FUND CUSIP: 277902235	2,426,359.33 35.420 11.33 %	2,292,558.90 33.47	133,800.43	0	0.00 % 0.00 %
20,755.694	GMO BENCHMARK-FREE ALLOCATION SERIES FUND CUSIP: 380131318	209,009.84 10.070 0.98 %	200,500.00 9.66	8,509.84	152	0.07 % 0.00 %
13,497.944	INVESCO OPPENHEIMER DEVELOPING MARKETS FUND CUSIP: 00143W859	551,256.03 40.840 2.57 %	455,392.42 33.74	95,863.61	4,076	0.74 % 0.00 %
49,496.556	JOHCM INTERNATIONAL SELECT FUND CUSIP: 00770G847	1,099,813.47 22.220 5.14 %	1,006,265.00 20.33	93,548.47	15,195	1.38 % 0.00 %
56,743.117	JOHN HANCOCK FUNDS III - DISCIPLINED VALUE FUND CUSIP: 47803U640	1,074,147.20 18.930 5.02 %	994,978.26 17.53	79,168.94	16,172	1.51 % 0.00 %





FRANCES WOOD WILSON FDN IA
ACCOUNT NO. 7932220

PORTFOLIO DETAIL

AS OF 05/31/19

PAGE 5

PAR VALUE OR SHARES	ASSET DESCRIPTION	MARKET VALUE MARKET PRICE % OF MARKET	FED TAX COST COST PER UNIT	UNREALIZED GAIN/LOSS (FED TO MKT)	ESTIMATED ANNUAL INCOME	INCOME YIELD AT MARKET/ YIELD TO MATURITY
159,318.49	PIMCO INCOME FUND CUSIP: 72201F490	1,919,787.80 12.050 8.97 %	1,878,365.00 11.79	41,422.80	106,106	5.53 % 0.00 %
28,533.544	T. ROWE PRICE INSTITUTIONAL LARGE-CAP GROWTH FUND CUSIP: 45775L408	1,134,493.71 39.760 5.30 %	556,536.53 19.50	577,957.18	2,853	0.25 % 0.00 %
9,476.357	VANGUARD INSTITUTIONAL INDEX FUND CUSIP: 922040100	2,367,099.22 249.790 11.05 %	1,874,471.65 197.81	492,627.57	50,566	2.14 % 0.00 %
4,749.613	VANGUARD RUSSELL 1000 GROWTH INDEX FUND CUSIP: 92206C672	1,390,069.24 292.670 6.49 %	1,254,087.76 264.04	135,981.48	14,999	1.08 % 0.00 %
6,467.497	VANGUARD RUSSELL 1000 VALUE INDEX FUND CUSIP: 92206C698	1,322,538.46 204.490 6.18 %	1,292,464.64 199.84	30,073.82	32,991	2.49 % 0.00 %
153,964.345	WESTERN ASSET CORE BOND PORTFOLIO CUSIP: 957663305	1,961,505.76 12.740 9.16 %	1,878,365.00 12.20	83,140.76	58,045	2.96 % 0.00 %
TOTAL MUTUAL FUNDS		20,666,382.85	18,784,441.81	1,881,941.04	441,987	2.14 %



PORTFOLIO DETAIL

FRANCES WOOD WILSON FDN IA
ACCOUNT NO. 7932220

PAGE 6

AS OF 05/31/19

PAR VALUE OR SHARES	ASSET DESCRIPTION	MARKET VALUE MARKET PRICE % OF MARKET	FED TAX COST COST PER UNIT	UNREALIZED GAIN/LOSS (FED TO MKT)	ESTIMATED ANNUAL INCOME	INCOME YIELD AT MARKET/ YIELD TO MATURITY
MISCELLANEOUS ASSETS						
1	CLASS ACTION PENDING LEHMAN BROTHERS HLDGS INC ON RCPT OF FINAL PMT CUSIP: 997001PZ9	0.00 0.000 0.00 %	0.00 0.00	0.00	0	0.00 % 0.00 %
1	CLASS ACTION PENDING MCKESSON/HBOC INC ON RCPT OF FINAL PMT CUSIP: 997000HZ0	0.00 0.000 0.00 %	0.00 0.00	0.00	0	0.00 % 0.00 %
1	CLASS ACTION PENDING XEROX CORP ON RCPT OF FINAL PMT CUSIP: 997000TT1	0.00 0.000 0.00 %	0.00 0.00	0.00	0	0.00 % 0.00 %
TOTAL MISCELLANEOUS ASSETS		0.00	0.00	0.00	0	0.00 %
PRINCIPAL PORTFOLIO TOTAL		18,361,561.16	16,433,866.19	1,927,694.97	461,372	2.15 %
INCOME PORTFOLIO						
INCOME CASH		3,050,661.16 14.25 %	3,050,661.16			





FRANCES WOOD WILSON FDN IA
ACCOUNT NO. 7932220

PORTFOLIO DETAIL

AS OF 05/31/19

PAGE 7

PAR VALUE OR SHARES	ASSET DESCRIPTION	MARKET VALUE MARKET PRICE % OF MARKET	FED TAX COST COST PER UNIT	UNREALIZED GAIN/LOSS (FED TO MKT)	ESTIMATED ANNUAL INCOME	INCOME YIELD AT MARKET/ YIELD TO MATURITY
------------------------	-------------------	---	-------------------------------	---	-------------------------------	---

TOTAL ASSETS 21,412,222.32 19,484,527.35 1,927,694.97 461,372 2.15%

Holdings

Relationship Frances Wood Wilson Foundation
As of May 31, 2019
Reporting Currency US Dollars

Quantity		Average Unit Cost (1)	Market Price	Total Cost(1)	Market Value	Estimated Annual Income	Yield	% of Portfolio
PORTFOLIO TOTALS								
TOTAL ALTERNATIVE INVESTMENTS				944,000	\$940,139.56	---	---	5.2%
TOTAL BONDS				\$3,973,176.44	\$3,953,129.39	\$97,945	2.18%	21.9%
TOTAL CASH BALANCES				---	---	---	---	---
TOTAL MULTI ASSET				\$972,452.66	\$818,673.03	---	1.65%	4.5%
TOTAL STOCKS				12,279,994	\$12,280,742.15	\$175,659	1.43%	68.1%
NET CASH				\$44,396.61	\$44,396.61	\$1,061	2.39%	0.2%
PORTFOLIO VALUE				18,214,020	\$18,037,080.75	\$274,665	1.53%	100.0%
TOTAL ACCRUED DIVIDENDS				---	\$9,446.76	---	---	---
TOTAL PORTFOLIO WITH ACCRUED DIVIDENDS				---	\$18,046,527.51	---	---	---
CASH BALANCES								
44,396.61	U S \$ CASH BALANCE	\$1.00	\$1.00	\$44,396.61	\$44,396.61	\$1,061	2.39%	0.2%
BONDS (2)								
85,583.861	AB BOND INFLATION STRATEGY CLASS 2(3)	\$10.75	\$10.72	\$919,935.43	\$917,458.99	\$14,378	1.20%	5.1%
174,587.356	AB GLOBAL BOND FUND- ADV(3)	\$8.40	\$8.46	\$1,466,571.88	\$1,477,009.03	\$33,521	2.12%	8.2%
103,017.936	BERNSTEIN INTER. DURATION INSTITUTIONAL PORTFOLIO(3)	\$15.40	\$15.13	\$1,586,669.13	\$1,558,661.37	\$50,046	2.81%	8.6%
STOCKS (2)								
TOTAL STOCKS				\$10,309,994.21	\$12,280,742.15	\$175,659	1.43%	68.1%
(Includes Accrued Interest)				---	\$158.34	---	---	---
CAPITAL EQUIPMENT								
AEROSPACE-DEFENSE								
67	BOEING CO/THE	\$262.41	\$341.61	\$17,581.27	\$22,887.87	\$551	2.41%	0.1%
DEFENSE								
214	RAYTHEON COMPANY	\$194.68	\$174.50	\$41,660.75	\$37,343.00	\$807	2.16%	0.2%
ELECTRICAL EQUIPMENT								
210	HONEYWELL INTERNATIONAL INC	\$124.57	\$164.31	\$26,159.13	\$34,505.10	\$689	2.00%	0.2%

Holdings

Relationship Frances Wood Wilson Foundation
As of May 31, 2019
Reporting Currency US Dollars

Quantity	Average Unit Cost ₍₁₎	Market Price	Total Cost ₍₁₎	Market Value	Estimated Annual Income	Yield	% of Portfolio
CAPITAL EQUIPMENT							
MISC CAPITAL GOODS							
200 PAYPAL HOLDINGS INC	\$94 20	\$109 75	\$18,839 98	\$21,950 00	—	—	0 1%
TOTAL CAPITAL EQUIPMENT			\$104,241.13	\$116,685 97	\$2,046	1 75%	0.6%
COMMINGLED FUNDS							
9,635 ISHARES CORE S&P 500 ETF	\$273 59	\$277 30	\$2,636,070 06	\$2,671,785 50	\$43,535	1 63%	14 8%
CONSUMER CYCLICALS							
AUTOS & AUTO PARTS OEMS							
405 MAGNA INTERNATIONAL INC	\$49 13	\$42 94	\$19,898 28	\$17,390 70	\$591	3 40%	0 1%
RETAILERS							
27 AUTOZONE INC	\$709 44	\$1,027 11	\$19,154 75	\$27,731 97	---	---	0 2%
108 COSTCO WHOLESALE CORP	\$175 35	\$239 58	\$18,937 42	\$25,874 64	\$281	1 09%	0 1%
226 DOLLAR GENERAL CORP	\$112 22	\$127 28	\$25,362 64	\$28,765 28	\$289	1 01%	0 2%
222 HOME DEPOT INC	\$79 33	\$189 85	\$17,610 29	\$42,146 70	\$1,208	2 87%	0 2%
280 ROSS STORES INC	\$72 68	\$92 99	\$20,349 39	\$26,037 20	\$286	1 10%	0 1%
659 TJX COMPANIES INC	\$42 02	\$50 29	\$27,693 28	\$33,141 11	\$606	1 83%	0 2%
344 WALMART INC	\$89 83	\$101 44	\$30,900 03	\$34,895 36	\$729	2 09%	0 2%
Total			\$160,007 80	\$218,592.26	\$3,399	1 55%	1 2%
TEXTILES/SHOES - APPAREL MFG							
353 NIKE INC -CL B	\$66 32	\$77 14	\$23,411 94	\$27,230 42	\$311	1 14%	0 2%
TOYS							
129 ELECTRONIC ARTS INC	\$94 56	\$93 08	\$12,197 87	\$12,007 32	---	---	0 1%
TOTAL CONSUMER CYCLICALS			\$215,515.89	\$275,220.70	\$4,301	1 56%	1 5%
CONSUMER GROWTH							
DRUGS							
65 BIOGEN INC	\$299 89	\$219 29	\$19,492 62	\$14,253 85	—	—	0 1%
195 ELI LILLY & CO	\$125 44	\$115 94	\$24,460 18	\$22,608 30	\$503	2 23%	0 1%

Holdings

Relationship Frances Wood Wilson Foundation
As of May 31, 2019
Reporting Currency US Dollars

Quantity		Average Unit Cost (1)	Market Price	Total Cost(1)	Market Value	Estimated Annual Income	Yield	% of Portfolio
CONSUMER GROWTH								
DRUGS								
412	GILEAD SCIENCES INC	\$78 74	\$62 25	\$32,441 10	\$25,647 00	\$1,038	4 05%	0 1%
439	MERCK & CO INC	\$64 46	\$79 21	\$28,296 66	\$34,773 19	\$966	2 78%	0 2%
193	NOVO NORDISK A S ADR	\$50 71	\$47 20	\$9,786 42	\$9,109 60	\$300	3 29%	0 1%
1,081	PFIZER INC	\$34 67	\$41 52	\$37,479 83	\$44,883 12	\$1,557	3 47%	0 2%
483	TEVA PHARMACEUTICAL-SP ADR	\$19 21	\$8 65	\$9,276 37	\$4,177 95	—	—	—
87	VERTEX PHARMACEUTICALS INC	\$181 30	\$166 18	\$15,772 95	\$14,457 66	—	—	0 1%
Total				\$177,006.13	\$169,910 67	\$4,364	2 57%	0 9%
ENTERTAINMENT								
288	WALT DISNEY CO/THE	\$107 62	\$132 04	\$30,994 67	\$38,027 52	\$507	1 33%	0 2%
HOSPITAL SUPPLIES								
89	EDWARDS LIFESCIENCES	\$121 91	\$170 70	\$10,849 82	\$15,192 30	—	—	0 1%
95	JOHNSON & JOHNSON	\$137 33	\$131 15	\$13,045 98	\$12,459 25	\$361	2 90%	0 1%
Total				\$23,895 80	\$27,651 55	\$361	1.31%	0 2%
MEDICAL PRODUCTS								
200	ZOETIS INC	\$71 47	\$101 05	\$14,293 94	\$20,210 00	\$131	0 65%	0 1%
PUBLISHING								
82	ALPHABET INC-CL C	\$1,055 61	\$1,103 63	\$86,560 07	\$90,497 66	—	—	0 5%
RADIO - TV BROADCASTING								
1,187	COMCAST CORP-CLASS A	\$34 92	\$41 00	\$41,444 89	\$48,667 00	\$997	2 05%	0 3%
TOTAL CONSUMER GROWTH				\$374,195.50	\$394,964 40	\$6,360	1.61%	2.2%
CONSUMER STAPLES								
BEVERAGES - SOFT								
268	PEPSICO INC	\$95 98	\$128 00	\$25,722 37	\$34,304 00	\$1,024	2 98%	0 2%
COSMETICS								
41	ULTA BEAUTY INC	\$305 93	\$333 38	\$12,542 94	\$13,668 58	—	—	0 1%
FOODS								
705	US FOODS HOLDING CORP	\$35 36	\$34 56	\$24,930 65	\$24,364 80	—	—	0 1%

Holdings

Relationship: Frances Wood Wilson Foundation
As of May 31, 2019
Reporting Currency: US Dollars

Quantity		Average Unit Cost (1)	Market Price	Total Cost(1)	Market Value	Estimated Annual Income	Yield	% of Portfolio
CONSUMER STAPLES								
RESTAURANTS								
84	MCDONALD'S CORP	\$157.36	\$198.27	\$13,218.27	\$16,654.68	\$390	2.34%	0.1%
SOAPS								
343	PROCTER & GAMBLE CO/THE	\$89.81	\$102.91	\$30,804.95	\$35,298.13	\$1,023	2.90%	0.2%
TOBACCO								
449	ALTRIA GROUP INC	\$61.53	\$49.06	\$27,627.68	\$22,027.94	\$1,437	6.52%	0.1%
TOTAL CONSUMER STAPLES				\$134,846.86	\$146,318.13	\$3,874	2.65%	0.8%
EMERGING MARKETS MUTUAL FUNDS								
10,874.694	AB EMERGING MARKETS PORT(D)	\$27.27	\$25.55	\$296,502.74	\$277,848.43	\$3,610	1.30%	1.5%
ENERGY								
OIL - CRUDE PRODUCTS								
193	EOG RESOURCES INC	\$77.07	\$81.88	\$14,874.47	\$15,802.84	\$222	1.40%	0.1%
OIL WELL EQUIPMENT & SERVICES								
331	NATIONAL OILWELL VARCO INC	\$43.99	\$20.85	\$14,561.76	\$6,901.35	\$66	0.96%	—
528	ROYAL DUTCH SHELL PLC-ADR	\$62.52	\$62.86	\$33,009.16	\$33,190.08	\$1,985	5.98%	0.2%
Total				\$47,570.92	\$40,091.43	\$2,051	5.12%	0.2%
OILS - INTEGRATED INTERNATIONAL								
266	CHEVRON CORP	\$131.01	\$113.85	\$34,849.24	\$30,284.10	\$1,266	4.18%	0.2%
0	EXXON MOBIL CORP	—	—	—	—	—	—	—
					\$158.34 AI			
Total				\$34,849.24	\$30,284.10	\$1,266	4.18%	0.2%
TOTAL ENERGY				\$97,294.63	\$86,178.37	\$3,540	4.11%	0.5%
FINANCIAL								
BANKS - NYC								
494	CITIGROUP INC	\$70.77	\$62.15	\$34,961.52	\$30,702.10	\$889	2.90%	0.2%
440	JPMORGAN CHASE & CO	\$95.73	\$105.96	\$42,120.88	\$46,622.40	\$1,408	3.02%	0.3%
Total				\$77,082.40	\$77,324.50	\$2,297	2.97%	0.4%

Holdings

Relationship: Frances Wood Wilson Foundation
As of May 31, 2019
Reporting Currency: US Dollars

Quantity		Average Unit Cost (1)	Market Price	Total Cost(1)	Market Value	Estimated Annual Income	Yield	% of Portfolio
FINANCIAL								
LIFE INSURANCE								
110	EVEREST RE GROUP LTD	\$236.25	\$247.66	\$25,986.96	\$27,242.60	\$616	2.26%	0.2%
MAJOR REGIONAL BANKS								
1,658	BANK OF AMERICA CORP	\$20.85	\$26.60	\$34,563.65	\$44,102.80	\$995	2.26%	0.2%
888	WELLS FARGO & COMPANY	\$51.96	\$44.37	\$46,144.05	\$39,400.56	\$1,598	4.06%	0.2%
Total				\$80,707.70	\$83,503.36	\$2,593	3.11%	0.5%
MISC FINANCIAL								
248	BERKSHIRE HATHAWAY INC-CL B	\$205.44	\$197.42	\$50,949.61	\$48,960.16	—	—	0.3%
143	GOLDMAN SACHS GROUP INC	\$218.01	\$182.49	\$31,175.96	\$26,096.07	\$486	1.86%	0.1%
489	REGENCY CENTERS CORP	\$64.45	\$65.96	\$31,516.93	\$32,254.44	\$1,144	3.55%	0.2%
714	SYNCHRONY FINANCIAL	\$30.54	\$33.63	\$21,808.31	\$24,011.82	\$600	2.50%	0.1%
328	VISA INC - CLASS A SHARES	\$86.80	\$161.33	\$28,470.58	\$52,916.24	\$328	0.62%	0.3%
Total				\$163,921.39	\$184,238.73	\$2,558	1.39%	1.0%
MULTI-LINE INSURANCE								
110	ANTHEM INC	\$238.08	\$277.98	\$26,188.46	\$30,577.80	\$352	1.15%	0.2%
902	FNF GROUP	\$37.69	\$38.55	\$33,998.27	\$34,772.10	\$1,118	3.22%	0.2%
209	UNITEDHEALTH GROUP INC	\$182.81	\$241.80	\$38,208.22	\$50,536.20	\$752	1.49%	0.3%
Total				\$98,394.95	\$115,886.10	\$2,223	1.92%	0.6%
PROPERTY - CASUALTY INSURANCE								
411	PROGRESSIVE CORP	\$45.77	\$79.28	\$18,810.32	\$32,584.08	\$164	0.51%	0.2%
REAL ESTATE INVESTMENT TRUST								
458	CBRE GROUP INC	\$47.73	\$45.70	\$21,860.50	\$20,930.60	—	—	0.1%
699	CUBESMART	\$31.23	\$33.72	\$21,826.55	\$23,570.28	\$895	3.80%	0.1%
394	MID-AMERICA APARTMENT COMM	\$105.73	\$114.18	\$41,657.38	\$44,986.92	\$1,513	3.36%	0.3%
Total				\$85,344.43	\$89,487.80	\$2,408	2.69%	0.5%
TOTAL FINANCIAL				\$550,248.15	\$610,267.17	\$12,860	2.11%	3.4%

Holdings

Relationship Frances Wood Wilson Foundation
As of May 31, 2019
Reporting Currency US Dollars

Quantity		Average Unit Cost (1)	Market Price	Total Cost(1)	Market Value	Estimated Annual Income	Yield	% of Portfolio
INDUSTRIAL COMMODITIES								
CHEMICALS								
196	WESTLAKE CHEMICAL CORP	\$75 33	\$57 29	\$14,764 46	\$11,228 84	\$196	1 75%	0 1%
INTERNATIONAL EQUITY MUTUAL FUNDS								
48,642 423	AB INTERNATIONAL SMALL CAP PORTFOLIO - ADV CL(3)	\$12 35	\$10 19	\$600,662 31	\$495,666 29	\$10,799	2 18%	2 7%
134,997 354	AB INTERNATIONAL STRATEGIC EQUITIES PORTFOLIO - ADV CL(3)	\$12 78	\$11 10	\$1,725,714 80	\$1,498,470 63	\$28,619	1 91%	8 3%
60,832 408	BERNSTEIN INTERNATIONAL PORT(3)	\$14 46	\$15 29	\$879,498 97	\$930,127 52	\$16,942	1 82%	5 2%
TOTAL INTERNATIONAL EQUITY MUTUAL FUNDS				\$3,205,876 08	\$2,924,264 44	\$56,360	1 93%	16 2%
MUTUAL FUNDS								
9,744 597	AB DISCOVERY GRWTH FUND- AD	\$9 84	\$11 18	\$95,867 39	\$108,944 59	\$214	0 20%	0 6%
5,679 899	AB DISCOVERY VALUE-ADV	\$20 33	\$18 93	\$115,451 72	\$107,520 49	\$687	0 64%	0 6%
156,986 415	AB GLOBAL CORE EQUITY-AD(3)	\$11 35	\$12 47	\$1,782,553 44	\$1,957,620 60	\$23,077	1 18%	10 9%
80,459 111	AB GLOBAL RESEARCH INSIGHTS SERIES II DBT	—	\$22 24	1,970,000	\$1,789,297 99	—	—	9 9%
11,961 028	AB SMALL CAP CORE PORTFOLIO ADV CL	\$10 88	\$10 28	\$130,104 20	\$122,959 37	\$323	0 27%	0 7%
TOTAL MUTUAL FUNDS				\$3,423,876 75 \$4,013,977	\$4,086,343 03	\$24,302	0 60%	22 7%
SERVICES								
AIR TRANSPORT								
477	DELTA AIR LINES INC	\$45 61	\$51 50	\$21,755 66	\$24,565 50	\$668	2 72%	0 1%
RAILROADS								
103	NORFOLK SOUTHERN CORP	\$125 48	\$195 14	\$12,924 54	\$20,099 42	\$354	1 76%	0 1%
TOTAL SERVICES				\$34,680 20	\$44,664 92	\$1,022	2 29%	0 2%
TECHNOLOGY								
COMMUNICATION-EQUIP. MFRS								
533	CISCO SYSTEMS INC	\$34 22	\$52 03	\$18,240 31	\$27,731 99	\$746	2 69%	0 2%
COMPUTER SERVICES/SOFTWARE								
41	ADOBE INC	\$167 26	\$270 90	\$6,857 67	\$11,106 90	—	—	0 1%
135	AUTOMATIC DATA PROCESSING	\$139 56	\$160 12	\$18,840 85	\$21,616 20	\$427	1 97%	0 1%

Holdings

Relationship Frances Wood Wilson Foundation
As of May 31, 2019
Reporting Currency US Dollars

Quantity	Average Unit Cost (1)	Market Price	Total Cost(1)	Market Value	Estimated Annual Income	Yield	% of Portfolio
TECHNOLOGY							
COMPUTER SERVICES/SOFTWARE							
13 BOOKING HOLDINGS INC	\$1,918.36	\$1,656.22	\$24,938.62	\$21,530.86	—	—	0.1%
178 CHECK POINT SOFTWARE TECH	\$121.68	\$110.28	\$21,658.66	\$19,629.84	—	—	0.1%
189 COGNIZANT TECH SOLUTIONS-A	\$80.11	\$61.93	\$15,140.16	\$11,704.77	\$151	1.29%	0.1%
206 FIDELITY NATIONAL INFORMATION	\$109.50	\$120.30	\$22,557.79	\$24,781.80	\$288	1.16%	0.1%
879 MICROSOFT CORP	\$76.00	\$123.68	\$66,806.70	\$108,714.72	\$1,617	1.49%	0.6%
694 ORACLE CORP	\$46.47	\$50.60	\$32,246.99	\$35,116.40	\$666	1.90%	0.2%
104 VMWARE INC-CLASS A	\$171.41	\$176.98	\$17,826.82	\$18,405.92	\$2,788	15.15%	0.1%
Total			\$226,874.26	\$272,607.41	\$5,938	2.18%	1.5%
COMPUTER/INSTRUMENTATION							
127 CDW CORP/DE	\$62.88	\$98.44	\$7,985.51	\$12,501.88	\$150	1.20%	0.1%
COMPUTERS							
403 APPLE INC	\$147.29	\$175.07	\$59,358.40	\$70,553.21	\$1,241	1.76%	0.4%
OFFICE AUTOMATION							
457 XEROX CORP	\$26.94	\$30.61	\$12,309.71	\$13,988.77	\$457	3.27%	0.1%
SEMICONDUCTORS							
56 BROADCOM INC	\$302.81	\$251.64	\$16,957.14	\$14,091.84	\$594	4.21%	0.1%
282 TEXAS INSTRUMENTS INC	\$97.78	\$104.31	\$27,574.83	\$29,415.42	\$869	2.95%	0.2%
226 XILINX INC	\$56.88	\$102.31	\$12,854.35	\$23,122.06	\$334	1.45%	0.1%
Total			\$57,386.32	\$66,629.32	\$1,797	2.70%	0.4%
TELECOMMUNICATION							
341 FACEBOOK INC-A	\$135.37	\$177.47	\$46,160.18	\$60,517.27	—	—	0.3%
TOTAL TECHNOLOGY			\$428,314.69	\$524,529.85	\$10,329	1.97%	2.9%
UTILITIES							
ELECTRIC COMPANIES							
419 AMERICAN ELECTRIC POWER	\$67.61	\$86.12	\$28,328.92	\$36,064.28	\$1,123	3.11%	0.2%
988 NISOURCE INC	\$25.64	\$27.85	\$25,328.92	\$27,515.80	\$790	2.87%	0.2%
Total			\$53,657.84	\$63,600.08	\$1,913	3.01%	0.4%

Holdings

Relationship Frances Wood Wilson Foundation
As of May 31, 2019
Reporting Currency US Dollars

Quantity		Average Unit Cost ⁽¹⁾	Market Price	Total Cost ⁽¹⁾	Market Value	Estimated Annual Income	Yield	% of Portfolio
UTILITIES								
TELEPHONE								
202	T-MOBILE US INC	\$51.08	\$73.44	\$10,318.43	\$14,834.88	—	—	0.1%
586	VERIZON COMMUNICATIONS INC	\$50.33	\$54.35	\$29,490.80	\$31,849.10	\$1,412	4.43%	0.2%
Total				\$39,809.23	\$46,683.98	\$1,412	3.02%	0.3%
TOTAL UTILITIES				\$93,467.07	\$110,284.06	\$3,326	3.02%	0.6%
ALTERNATIVE INVESTMENTS								
940,139.56	AB ARYA PARTNERS (CAYMAN) FUND L P CLASS 6	—	\$1.00	—	\$940,139.56	—	—	5.2%
MULTI ASSET ⁽³⁾								
100,450.679	ALLIANCEBERNSTEIN ALL MARKET R CLASS 1 ⁽²⁾	\$9.68	\$8.15	\$972,452.66	\$818,673.03	—	1.65%	4.5%

FRANCES WOOD WILSON FOUNDATION, INC.

58-6035441

Tucker, Georgia

May 31, 2019

FORM 990-PF

PART IV

LINE 1a, b

CAPITAL GAINS AND LOSSES FOR TAX ON INVESTMENT INCOME

FRANCES WOOD WILSON FOUNDATION, INC.
58-6035441
Tucker, Georgia

May 31, 2019

FORM 990-PF

PART XV

LINE 2a, b, c, d

SUPPLEMENTARY INFORMATION

FRANCES WOOD WILSON FOUNDATION, INC.

58-6035441

Tucker, Georgia

May 31, 2019

Form 990-PF, Part XV, Line 2

Supplementary Information Regarding Policy on Award of
Grants and Contributions

- (a) Grant applicants should address requests for grants to the following:

Mailing Delivery:

Frances Wood Wilson Foundation

P.O. Box 349

Tucker, GA 30085

Physical Delivery:

Frances Wood Wilson Foundation

4500 Hugh Howell Rd.

Suite 370

Tucker, GA 30084

- (b) Grant proposals should be submitted in writing (cannot be submitted electronically) and include a definitive statement as to the history of the proposed grantee organization, the purpose and amount of the proposed grant, current financial statements of the proposed grantee organization showing information regarding support by the local people and merchants as well as all governmental support, whether local, state or federal and a written representation as to the federal tax exempt status of the proposed grantee organization (i.e. 501(c)(3). This documentation must be submitted with each grant proposal in order for the grant to be presented to the Foundation's Board of Trustees. Failure to do so would disqualify the proposal.
- (c) The Foundation Board of Trustees meets semi-annually in April and October. Grant submissions to be considered by the Board must be received by the Foundation no later than March 1st and September 1st respectively. Because we operate with a part-time staff, requiring a signature for a mailed proposal could delay receipt of that proposal.
- (d) The Foundation generally restricts its grants to programs and institutions involved in child welfare, religious, civic, health or educational activities. Grants are restricted to the State of Georgia, except for programs carried on by Chestnut Hill Benevolent Association in Boston, Massachusetts. All grants are made to tax exempt organizations. In the case of scholarship awards, grants are made to the respective educational institution, rather than to individual students.

FRANCES WOOD WILSON FOUNDATION, INC.

58-6035441

Tucker, Georgia

May 31, 2019

FORM 990-PF

PART XV

LINE 3a

GRANTS AND CONTRIBUTIONS PAID DURING THE YEAR

FRANCES WOOD WILSON FOUNDATION, INC.
SCHEDULE OF GRANTS AND CONTRIBUTIONS PAID DURING THE YEAR
YEAR ENDED MAY 31, 2019

<u>DESCRIPTION</u>	<u>TOTAL</u>
<u>RELIGIOUS</u>	
BUCKHEAD CHRISTIAN MINISTRIES	\$ 7,500
CARE AND COUNSELING CENTER OF GEORGIA	7,500
EPWORTH BY THE SEA	15,000
FIRST CHURCH OF CHRIST SCIENTIST, ATLANTA	35,000
FIRST UNITED METHODIST CHURCH - HARTWELL	3,000
LILBURN COOPERATIVE MINISTRY	3,000
NORCROSS COOPERATIVE MINISTRIES	10,000
ST VINCENT DE PAUL SOCIETY	5,000
WESLEY CLEN MINISTRIES	5,000
	<hr/>
TOTAL RELIGIOUS	91,000
	<hr/>
<u>EDUCATIONAL</u>	
AGNES SCOTT COLLEGE	10,000
ALEXANDER-THARP FUND, GA TECH	3,500
ANDREW COLLEGE	7,000
AUDITORY-VERBAL CENTER	5,000
BRENAU UNIVERSITY	10,000
CLARK ATLANTA UNIVERSITY	7,000
ELEVATE STUDENTS	10,400
EMMANUEL COLLEGE	17,000
EMORY UNIVERSITY SCHOOL OF MEDICINE	15,000
GEORGIA COLLEGE & STATE UNIVERSITY	10,000
GEORGIA HEALTH SCIENCES FOUNDATION	10,000
GEORGIA MILITARY COLLEGE FOUNDATION	10,000
GEORGIA SOUTHERN UNIVERSITY	12,000
GEORGIA SOUTHWESTERN FOUNDATION	7,000
GEORGIA STATE UNIVERSITY	15,000
GEORGIA STATE UNIVERSITY FOUNDATION	35,000
GEORGIA TECH ATHLETIC ASSOCIATION	15,000
GEORGIA TECH FOUNDATION	67,000
GEORGE WALTON ACADEMY	10,000
GORDON COLLEGE	10,000
INTERDENOMINATIONAL THEOLOGICAL CENTER	7,000
JOSEPH SAMS SCHOOL	5,000
KENNESAW STATE UNIVERSITY	10,000
LAGRANGE COLLEGE	10,000
LITERACY ACTION	5,000
MERCER UNIVERSITY WLATER F. GEORGIA SCHOOL OF LAW	12,000
MOREHOUSE COLLEGE	10,000
MOREHOUSE COLLEGE OF MEDICINE	12,000
NATIONAL FOOTBALL FOUNDATION	5,000
PAGE FOUNDATION	3,000
PIEDMONT COLLEGE	85,000
REACH HART FOUNDATION	15,000
REINHARDT UNIVERSITY	7,000
SOUTHERN POLYTECHNIC COLLEGE OF ENGINEERING AT KENNESAW STATE	10,000
SPELMAN COLLEGE	7,000
STATE UNIVERSITY OF WEST GEORGIA FOUNDATION	10,000
THOMAS UNIVERSITY	7,000
UNIVERSITY OF GEORGIA FOUNDATION	65,000

FRANCES WOOD WILSON FOUNDATION, INC.
SCHEDULE OF GRANTS AND CONTRIBUTIONS PAID DURING THE YEAR
YEAR ENDED MAY 31, 2019

<u>DESCRIPTION</u>	<u>TOTAL</u>
<u>EDUCATIONAL, continued</u>	
UNIVERSITY OF GEORGIA SCHOOL OF VETERINARY MEDICINE	\$ 15,000
UNIVERSITY OF GEORGIA TERRY COLLEGE OF BUSINESS	17,000
VALDOSTA STATE UNIVERSITY FOUNDATION	12,000
WESLEYAN COLLEGE	30,000
WILLIAM C HARTMAN JR. FUND	3,500
YOUNG HARRIS COLLEGE	25,000
	<hr/>
TOTAL EDUCATIONAL	673,400
	<hr/>
<u>HEALTH</u>	
AID ATLANTA INC	5,000
ALZHEIMER'S ASSOCIATION	5,000
AMERICAN CANCER SOCIETY	10,000
ANGEL FLIGHT SOARS	7,500
ATHENS PASTORAL COUNSELING SERVICES	10,000
ATLANTA ASSOCIATION FOR CONVALESCENT AGED PERSONS	10,000
ATLANTA HOSPITAL HOUSE	5,000
ATLANTA RONALD MCDONALD HOUSE	15,000
CAMP KUDZU	5,000
CANCER FOUNDATION OF NORTHEAST GEORGIA	7,500
CENTER FOR THE VISUALLY IMPAIRED	7,500
CHESTNUT HILL BENEVOLENT ASSOCIATION	30,000
CHILDREN'S HEALTHCARE OF ATLANTA	30,000
CHRISTIAN CITY HOME FOR CHILDREN	10,000
CRADDOCK CENTER	7,500
CROHN'S & COLITIS FOUNDATION	2,500
DIABETES ASSOCIATION OF ATLANTA	5,000
EMORY WINSHIP CANCER INSTITUTE	35,000
FRAZER CENTER	10,000
GOOD SAMARITAN HEALTH CENTER	5,000
GRADY HEALTH FOUNDATION	10,000
JERUSALEM HOUSE	10,000
MERCY CARE FOUNDATION	7,500
MERCY HEALTH CENTER INC	15,000
METRO ATLANTA RECOVERY RESIDENCES	10,000
MUSCULAR DYSTROPHY ASSOCIATION	5,000
ODYSSEY FAMILY COUNSELING CENTER	2,500
PEDIATRIC BRAIN TUMOR FOUNDATION	5,000
PROJECT OPEN HAND ATLANTA	5,000
PHYSICIANS ALLIANCE FOR COMMUNITY SERVICE	5,000
PREVENT BLINDNESS GEORGIA	10,000
SHEPHERD CENTER FOUNDATION	25,000
	<hr/>
TOTAL HEALTH	332,500
	<hr/>
<u>CHILD WELFARE</u>	
BIG BROTHERS BIG SISTERS OF METRO ATLANTA	7,500
BOYS AND GIRLS CLUBS OF ATHENS	2,500
BOYS AND GIRLS CLUBS OF METRO ATLANTA	10,000

FRANCES WOOD WILSON FOUNDATION, INC.
SCHEDULE OF GRANTS AND CONTRIBUTIONS PAID DURING THE YEAR
YEAR ENDED MAY 31, 2019

<u>DESCRIPTION</u>	<u>TOTAL</u>
<u>CHILD WELFARE, continued</u>	
CAMP DREAM FOUNDATION	\$ 5,000
CAMP TWIN LAKES	\$ 10,000
CLARKE COUNTY MENTOR PROGRAM	500
ELAINE CLARK CENTER	8,000
EXTRA SPECIAL PEOPLE	50,000
FAMILIES FIRST	5,000
FAMILIES OF CHILDREN UNDER STRESS	2,500
FOSTER SIBLINGS REUNITED	2,500
GEORGIA CENTER FOR CHILD ADVOCACY	10,000
GIRL SCOUTS OF GREATER ATLANTA	5,000
GIRL SCOUTS OF HISTORIC GEORGIA	5,000
GWINNETT CHILDREN'S SHELTER - HOME OF HOPE	7,500
HART PARTNERS/COMMUNITIES SCHOOLS	7,500
HILSIDE INC	5,000
HOPE INC	2,500
KIDZ2LEADERS, INC.	10,000
MAKE-A-WISH GEORGIA FOUNDATION	5,000
METHODIST HOME OF THE SOUTH GEORGIA CONFERENCE	5,000
OUR HOUSE INC	5,000
STREET GRACE INC	5,000
SUNSHINE ON A RANNEY DAY	10,000
TWIN CEDARS YOUTH SERVICES	40,000
YMCA OF ATHENS	10,000
YMCA OF METRO ATLANTA	5,000
YMCA OF GREATER ATLANTA	5,000
YOUNG LIFE	30,000
	<hr/>
TOTAL CHILD WELFARE	276,000
	<hr/>
<u>CIVIC AND OTHER</u>	
ART STATION	15,000
ATHENS AREA COMMUNITY FOUNDATION	10,000
ATHENS LAND TRUST INC	10,000
ATLANTA BELTLINE PARTNERSHIP	8,000
ATLANTA COMMUNITY FOOD BANK	5,000
ATLANTA HISTORY CENTER	10,000
ATLANTA MISSION	10,000
ATLANTA OPERA	5,000
AURORA THEATRE	15,000
BERRY COLLEGE	10,000
BOBBY DODD INSTITUTE INC	10,000
BOY SCOUTS OF AMERICA	3,500
CALLANWOLDE FOUNDATION	5,000
CANDLER COUNTY COMMUNITY CARE	3,000
FERNBANK MUSEUM OF NATURAL HISTORY	50,000
FOUNDATION OF WESLEY WOODS	15,000
GEORGIA CHILDREN'S CHORUS	5,000
GEORGIA FOOD BANK ASSOCIATION	5,000
GEORGIA ORGANICS INC	10,000
GEORGIA OPTIONS	7,500
GEORGIA PUBLIC TELECOMMUNICATIONS	10,000

FRANCES WOOD WILSON FOUNDATION, INC.
SCHEDULE OF GRANTS AND CONTRIBUTIONS PAID DURING THE YEAR
YEAR ENDED MAY 31, 2019

<u>DESCRIPTION</u>	<u>TOTAL</u>
<u>CIVIC AND OTHER, continued</u>	
GWINNETT HISTORICAL SOCIETY	\$ 5,000
HI HOPE SERVICE CENTER	5,000
INTERFAITH HOSPITALITY NETWORK	10,000
MADISON MORGAN CULTURAL CENTER	7,500
MERCY HOUSING SOUTHEAST	5,000
MIDTOWN ASSISTANCE CENTER	7,500
NATIONAL CENTER FOR CIVIL & HUMAN RIGHTS	15,000
NATURE CONSERVANCY	10,000
NOBIS WORKS INC	10,000
NORTH GWINNETT COOPERATIVE	5,000
OCONEE CULTURAL ARTS FOUNDATION	25,000
RAINBOW VILLAGE INC.	7,500
ROBERT W WOODRUFF ARTS CENTER	5,000
SALVATION ARMY	15,000
SENIOR SERVICES NORTH FULTON	5,000
SHELTERING ARMS	10,000
SPECIAL OLYMPICS GEORGIA	6,500
ST MARY'S INDEPENDENT LIVING EXTENSIONS	15,000
STATE YMCA OF GEORGIA	15,000
STEFFEN THOMAS MUSEUM & ARCHIVES	5,000
TRINITY COMMUNITY MINISTRIES	3,500
WOODRUFF ARTS CENTER	<u>30,000</u>
TOTAL CIVIC AND OTHER	<u>444,500</u>
 TOTAL	 <u>\$ 1,817,400</u>