

EXTENDED TO NOVEMBER 15, 2019

Return of Private Foundation

or Section 4947(a)(1) Trust Treated as Private Foundation

Do not enter social security numbers on this form as it may be made public.
Go to www.irs.gov/Form990PF for instructions and the latest information.

OMB No 1545-0052

2018

Open to Public Inspection

Form 990-PF

Department of the Treasury
Internal Revenue Service

For calendar year 2018 or tax year beginning

, and ending

Name of foundation
THE MEYER LEVY CHARITABLE TRUST

Number and street (or P O box number if mail is not delivered to street address) Room/suite
336 S CONGRESS AVE STE 100

City or town, state or province, country, and ZIP or foreign postal code
AUSTIN, TX 78704

G Check all that apply: Initial return Initial return of a former public charity
 Final return Amended return
 Address change Name change

H Check type of organization: Section 501(c)(3) exempt private foundation **04**
 Section 4947(a)(1) nonexempt charitable trust Other taxable private foundation

I Fair market value of all assets at end of year (from Part II, col. (c), line 16)
\$ 4,079,158.

J Accounting method: Cash Accrual
 Other (specify)

A Employer identification number
81-4020878

B Telephone number
(512) 478-2121

C If exemption application is pending, check here **6**

D 1. Foreign organizations, check here
2. Foreign organizations meeting the 85% test, check here and attach computation

E If private foundation status was terminated under section 507(b)(1)(A), check here

F If the foundation is in a 60-month termination under section 507(b)(1)(B), check here

Part II Analysis of Revenue and Expenses (The total of amounts in columns (b), (c), and (d) may not necessarily equal the amounts in column (a).)		(a) Revenue and expenses per books	(b) Net investment income	(c) Adjusted net income	(d) Disbursements for charitable purposes (cash basis only)
Revenue	1 Contributions, gifts, grants, etc., received			N/A	
	2 Check <input checked="" type="checkbox"/> if the foundation is not required to attach Sch. B				
	3 Interest on savings and temporary cash investments	14,494.	14,494.		STATEMENT 1
	4 Dividends and interest from securities	86,341.	86,341.		STATEMENT 2
	5a Gross rents				
	b Net rental income or (loss)				
	6a Net gain or (loss) from sale of assets not on line 10	278,305.			
	b Gross sales price for all assets on line 6a	2,635,773.			
	7 Capital gain net income (from Part IV, line 2)		278,305.		
	8 Net short-term capital gain				
	9 Income modifications				
	10a Gross sales less returns and allowances				
b Less Cost of goods sold					
c Gross profit or (loss)					
11 Other income					
12 Total. Add lines 1 through 11	379,140.	379,140.			
Operating and Administrative Expenses	13 Compensation of officers, directors, trustees, etc	50,246.	9,561.		40,685.
	14 Other employee salaries and wages				
	15 Pension plans, employee benefits				
	16a Legal fees				
	b Accounting fees	3,600.	900.		2,700.
	c Other professional fees				
	17 Interest				
	18 Taxes	5,182.	0.		5,182.
	19 Depreciation and depletion				
	20 Occupancy				
21 Travel, conferences, and meetings					
22 Printing and publications					
23 Other expenses	38,556.	0.		28,917.	
24 Total operating and administrative expenses. Add lines 13 through 23	97,584.	10,461.		77,484.	
25 Contributions, gifts, grants paid	146,425.			146,425.	
26 Total expenses and disbursements. Add lines 24 and 25	244,009.	10,461.		223,909.	
27 Subtract line 26 from line 12:					
a Excess of revenue over expenses and disbursements	135,131.				
b Net investment income (if negative, enter -0-)		368,679.			
c Adjusted net income (if negative, enter -0-)			N/A		

Part II Balance Sheets		Beginning of year		End of year	
		(a) Book Value	(b) Book Value	(c) Fair Market Value	
Assets	1 Cash - non-interest-bearing	100.	202,844.	202,844.	
	2 Savings and temporary cash investments				
	3 Accounts receivable				
	Less: allowance for doubtful accounts				
	4 Pledges receivable				
	Less: allowance for doubtful accounts				
	5 Grants receivable				
	6 Receivables due from officers, directors, trustees, and other disqualified persons				
	7 Other notes and loans receivable				
	Less: allowance for doubtful accounts				
	8 Inventories for sale or use				
	9 Prepaid expenses and deferred charges				
	10a Investments - U.S. and state government obligations STMT 7	0.	276,664.	272,589.	
	b Investments - corporate stock				
	c Investments - corporate bonds STMT 8	0.	192,726.	185,499.	
	11 Investments - land, buildings, and equipment basis				
Less accumulated depreciation					
12 Investments - mortgage loans					
13 Investments - other STMT 9	0.	3,724,839.	3,417,888.		
14 Land, buildings, and equipment basis					
Less accumulated depreciation					
15 Other assets (describe DIVIDEND RECEIVABLE)	0.	338.	338.		
16 Total assets (to be completed by all filers - see the instructions. Also, see page 1, item I)	100.	4,397,411.	4,079,158.		
Liabilities	17 Accounts payable and accrued expenses				
	18 Grants payable				
	19 Deferred revenue				
	20 Loans from officers, directors, trustees, and other disqualified persons				
	21 Mortgages and other notes payable				
	22 Other liabilities (describe)				
23 Total liabilities (add lines 17 through 22)	0.	0.			
Net Assets or Fund Balances	Foundations that follow SFAS 117, check here and complete lines 24 through 26, and lines 30 and 31. <input type="checkbox"/>				
	24 Unrestricted				
	25 Temporarily restricted				
	26 Permanently restricted				
	Foundations that do not follow SFAS 117, check here and complete lines 27 through 31. <input checked="" type="checkbox"/>				
	27 Capital stock, trust principal, or current funds	100.	4,397,411.		
	28 Paid-in or capital surplus, or land, bldg., and equipment fund	0.	0.		
29 Retained earnings, accumulated income, endowment, or other funds	0.	0.			
30 Total net assets or fund balances	100.	4,397,411.			
31 Total liabilities and net assets/fund balances	100.	4,397,411.			

Part III Analysis of Changes in Net Assets or Fund Balances

1 Total net assets or fund balances at beginning of year - Part II, column (a), line 30 (must agree with end-of-year figure reported on prior year's return)	1	100.
2 Enter amount from Part I, line 27a	2	135,131.
3 Other increases not included in line 2 (itemize) SEE STATEMENT 6	3	4,262,180.
4 Add lines 1, 2, and 3	4	4,397,411.
5 Decreases not included in line 2 (itemize)	5	0.
6 Total net assets or fund balances at end of year (line 4 minus line 5) - Part II, column (b), line 30	6	4,397,411.

Part IV Capital Gains and Losses for Tax on Investment Income

(a) List and describe the kind(s) of property sold (for example, real estate, 2-story brick warehouse; or common stock, 200 shs. MLC Co.)		(b) How acquired P - Purchase D - Donation	(c) Date acquired (mo., day, yr.)	(d) Date sold (mo., day, yr.)
1a AUSTIN TRUST COMPANY X5235				
b CAPITAL GAINS DIVIDENDS				
c				
d				
e				
(e) Gross sales price	(f) Depreciation allowed (or allowable)	(g) Cost or other basis plus expense of sale	(h) Gain or (loss) (e) plus (f) minus (g)	
a 2,594,733.		2,357,468.	237,265.	
b 41,040.			41,040.	
c				
d				
e				
Complete only for assets showing gain in column (h) and owned by the foundation on 12/31/69.			(l) Gains (Col (h) gain minus col. (k), but not less than -0-) or Losses (from col. (h))	
(i) FMV as of 12/31/69	(j) Adjusted basis as of 12/31/69	(k) Excess of col. (i) over col. (j), if any		
a			237,265.	
b			41,040.	
c				
d				
e				
2 Capital gain net income or (net capital loss)		{ If gain, also enter in Part I, line 7 If (loss), enter -0- in Part I, line 7 }		2 278,305.
3 Net short-term capital gain or (loss) as defined in sections 1222(5) and (6): If gain, also enter in Part I, line 8, column (c). If (loss), enter -0- in Part I, line 8		{ }		3 N/A

Part V Qualification Under Section 4940(e) for Reduced Tax on Net Investment Income

(For optional use by domestic private foundations subject to the section 4940(a) tax on net investment income.)

If section 4940(d)(2) applies, leave this part blank.

Was the foundation liable for the section 4942 tax on the distributable amount of any year in the base period?

Yes No

If "Yes," the foundation doesn't qualify under section 4940(e). Do not complete this part.

1 Enter the appropriate amount in each column for each year; see the instructions before making any entries.

(a) Base period years Calendar year (or tax year beginning in)	(b) Adjusted qualifying distributions	(c) Net value of noncharitable-use assets	(d) Distribution ratio (col. (b) divided by col. (c))
2017	306,944.	4,374,052.	.070174
2016	255,828.	4,411,258.	.057994
2015	249,575.	4,631,566.	.053886
2014	242,048.	4,842,896.	.049980
2013	229,539.	4,692,312.	.048918
2 Total of line 1, column (d)			2 .280952
3 Average distribution ratio for the 5-year base period - divide the total on line 2 by 5.0, or by the number of years the foundation has been in existence if less than 5 years			3 .056190
4 Enter the net value of noncharitable-use assets for 2018 from Part X, line 5			4 4,325,886.
5 Multiply line 4 by line 3			5 243,072.
6 Enter 1% of net investment income (1% of Part I, line 27b)			6 3,687.
7 Add lines 5 and 6			7 246,759.
8 Enter qualifying distributions from Part XII, line 4			8 223,909.

If line 8 is equal to or greater than line 7, check the box in Part VI, line 1b, and complete that part using a 1% tax rate. See the Part VI instructions.

Part VI Excise Tax Based on Investment Income (Section 4940(a), 4940(b), 4940(e), or 4948 - see instructions)

1a	Exempt operating foundations described in section 4940(d)(2), check here <input type="checkbox"/> and enter "N/A" on line 1. Date of ruling or determination letter: _____ (attach copy of letter if necessary-see instructions)		
b	Domestic foundations that meet the section 4940(e) requirements in Part V, check here <input type="checkbox"/> and enter 1% of Part I, line 27b	1	7,374.
c	All other domestic foundations enter 2% of line 27b. Exempt foreign organizations, enter 4% of Part I, line 12, col. (b).		
2	Tax under section 511 (domestic section 4947(a)(1) trusts and taxable foundations only; others, enter -0-)	2	0.
3	Add lines 1 and 2	3	7,374.
4	Subtitle A (income) tax (domestic section 4947(a)(1) trusts and taxable foundations only; others, enter -0-)	4	0.
5	Tax based on investment income. Subtract line 4 from line 3. If zero or less, enter -0-	5	7,374.
6 Credits/Payments:			
a	2018 estimated tax payments and 2017 overpayment credited to 2018	6a	0.
b	Exempt foreign organizations - tax withheld at source	6b	0.
c	Tax paid with application for extension of time to file (Form 8868)	6c	15,000.
d	Backup withholding erroneously withheld	6d	0.
7	Total credits and payments. Add lines 6a through 6d	7	15,000.
8	Enter any penalty for underpayment of estimated tax. Check here <input type="checkbox"/> if Form 2220 is attached	8	0.
9	Tax due. If the total of lines 5 and 8 is more than line 7, enter amount owed	9	
10	Overpayment. If line 7 is more than the total of lines 5 and 8, enter the amount overpaid	10	7,626.
11	Enter the amount of line 10 to be: Credited to 2019 estimated tax <input type="checkbox"/> Refunded <input checked="" type="checkbox"/>	11	0.

Part VII-A Statements Regarding Activities

	Yes	No
1a		X
1b		X
1c		X
1d		
1e		
2		X
3		X
4a		X
4b		
5		X
6	X	
7	X	
8a		
8b	X	
9		X
10		X

N/A

2

Part VII-A Statements Regarding Activities (continued)

11 At any time during the year, did the foundation, directly or indirectly, own a controlled entity within the meaning of section 512(b)(13)? If "Yes," attach schedule. See instructions
12 Did the foundation make a distribution to a donor advised fund over which the foundation or a disqualified person had advisory privileges? If "Yes," attach statement. See instructions SEE STATEMENT 10 SEE STATEMENT 11
13 Did the foundation comply with the public inspection requirements for its annual returns and exemption application? Website address N/A
14 The books are in care of AUSTIN TRUST COMPANY Telephone no. (512) 478-2121 Located at 336 S CONGRESS AVENUE, STE 100, AUSTIN, TX ZIP+4 78704
15 Section 4947(a)(1) nonexempt charitable trusts filing Form 990-PF in lieu of Form 1041 - check here and enter the amount of tax-exempt interest received or accrued during the year 15 N/A
16 At any time during calendar year 2018, did the foundation have an interest in or a signature or other authority over a bank, securities, or other financial account in a foreign country? See the instructions for exceptions and filing requirements for FinCEN Form 114. If "Yes," enter the name of the foreign country

Part VII-B Statements Regarding Activities for Which Form 4720 May Be Required

File Form 4720 if any item is checked in the "Yes" column, unless an exception applies.

1a During the year, did the foundation (either directly or indirectly):
(1) Engage in the sale or exchange, or leasing of property with a disqualified person?
(2) Borrow money from, lend money to, or otherwise extend credit to (or accept it from) a disqualified person?
(3) Furnish goods, services, or facilities to (or accept them from) a disqualified person?
(4) Pay compensation to, or pay or reimburse the expenses of, a disqualified person?
(5) Transfer any income or assets to a disqualified person (or make any of either available for the benefit or use of a disqualified person)?
(6) Agree to pay money or property to a government official? (Exception. Check "No" if the foundation agreed to make a grant to or to employ the official for a period after termination of government service, if terminating within 90 days.)
b If any answer is "Yes" to 1a(1)-(6), did any of the acts fail to qualify under the exceptions described in Regulations section 53.4941(d)-3 or in a current notice regarding disaster assistance? See instructions Organizations relying on a current notice regarding disaster assistance, check here
c Did the foundation engage in a prior year in any of the acts described in 1a, other than excepted acts, that were not corrected before the first day of the tax year beginning in 2018?
2 Taxes on failure to distribute income (section 4942) (does not apply for years the foundation was a private operating foundation defined in section 4942(j)(3) or 4942(j)(5)):
a At the end of tax year 2018, did the foundation have any undistributed income (lines 6d and 6e, Part XIII) for tax year(s) beginning before 2018? If "Yes," list the years
b Are there any years listed in 2a for which the foundation is not applying the provisions of section 4942(a)(2) (relating to incorrect valuation of assets) to the year's undistributed income? (If applying section 4942(a)(2) to all years listed, answer "No" and attach statement - see instructions.)
c If the provisions of section 4942(a)(2) are being applied to any of the years listed in 2a, list the years here.
3a Did the foundation hold more than a 2% direct or indirect interest in any business enterprise at any time during the year?
b If "Yes," did it have excess business holdings in 2018 as a result of (1) any purchase by the foundation or disqualified persons after May 26, 1969, (2) the lapse of the 5-year period (or longer period approved by the Commissioner under section 4943(c)(7)) to dispose of holdings acquired by gift or bequest; or (3) the lapse of the 10-, 15-, or 20-year first phase holding period? (Use Schedule C, Form 4720, to determine if the foundation had excess business holdings in 2018.)
4a Did the foundation invest during the year any amount in a manner that would jeopardize its charitable purposes?
b Did the foundation make any investment in a prior year (but after December 31, 1969) that could jeopardize its charitable purpose that had not been removed from jeopardy before the first day of the tax year beginning in 2018?

Part VII-B. Statements Regarding Activities for Which Form 4720 May Be Required (continued)

5a During the year, did the foundation pay or incur any amount to:		Yes	No
(1) Carry on propaganda, or otherwise attempt to influence legislation (section 4945(e))?	<input type="checkbox"/> Yes <input checked="" type="checkbox"/> No		
(2) Influence the outcome of any specific public election (see section 4955); or to carry on, directly or indirectly, any voter registration drive?	<input type="checkbox"/> Yes <input checked="" type="checkbox"/> No		
(3) Provide a grant to an individual for travel, study, or other similar purposes?	<input type="checkbox"/> Yes <input checked="" type="checkbox"/> No		
(4) Provide a grant to an organization other than a charitable, etc., organization described in section 4945(d)(4)(A)? See instructions	<input type="checkbox"/> Yes <input checked="" type="checkbox"/> No		
(5) Provide for any purpose other than religious, charitable, scientific, literary, or educational purposes, or for the prevention of cruelty to children or animals?	<input type="checkbox"/> Yes <input checked="" type="checkbox"/> No		
b If any answer is "Yes" to 5a(1)-(5), did any of the transactions fail to qualify under the exceptions described in Regulations section 53.4945 or in a current notice regarding disaster assistance? See instructions Organizations relying on a current notice regarding disaster assistance, check here	N/A	5b	
c If the answer is "Yes" to question 5a(4), does the foundation claim exemption from the tax because it maintained expenditure responsibility for the grant? If "Yes," attach the statement required by Regulations section 53.4945-5(d).	N/A		
6a Did the foundation, during the year, receive any funds, directly or indirectly, to pay premiums on a personal benefit contract?	<input type="checkbox"/> Yes <input checked="" type="checkbox"/> No		
b Did the foundation, during the year, pay premiums, directly or indirectly, on a personal benefit contract? If "Yes" to 6b, file Form 8870.		6b	X
7a At any time during the tax year, was the foundation a party to a prohibited tax shelter transaction?	<input type="checkbox"/> Yes <input checked="" type="checkbox"/> No		
b If "Yes," did the foundation receive any proceeds or have any net income attributable to the transaction?	N/A	7b	
8 Is the foundation subject to the section 4960 tax on payment(s) of more than \$1,000,000 in remuneration or excess parachute payment(s) during the year?	<input type="checkbox"/> Yes <input checked="" type="checkbox"/> No		

Part VIII. Information About Officers, Directors, Trustees, Foundation Managers, Highly Paid Employees, and Contractors

1 List all officers, directors, trustees, and foundation managers and their compensation.

(a) Name and address	(b) Title, and average hours per week devoted to position	(c) Compensation (If not paid, enter -0-)	(d) Contributions to employee benefit plans and deferred compensation	(e) Expense account, other allowances
AUSTIN TRUST COMPANY 336 S CONGRESS AVE STE 100 AUSTIN, TX 78704	PROFESSIONAL TRUSTEE 0.50	30,246.	0.	0.
MICHAEL R. LEVY P.O. BOX 146 AUSTIN, TX 78767	FAMILY TRUSTEE 0.50	20,000.	0.	0.

2 Compensation of five highest-paid employees (other than those included on line 1). If none, enter "NONE."

(a) Name and address of each employee paid more than \$50,000	(b) Title, and average hours per week devoted to position	(c) Compensation	(d) Contributions to employee benefit plans and deferred compensation	(e) Expense account, other allowances
NONE				

Total number of other employees paid over \$50,000 0

Part VIII Information About Officers, Directors, Trustees, Foundation Managers, Highly Paid Employees, and Contractors (continued)

3 Five highest-paid independent contractors for professional services. If none, enter "NONE."

(a) Name and address of each person paid more than \$50,000	(b) Type of service	(c) Compensation
NONE		

Total number of others receiving over \$50,000 for professional services ▶ 0

Part IX-A Summary of Direct Charitable Activities

List the foundation's four largest direct charitable activities during the tax year. Include relevant statistical information such as the number of organizations and other beneficiaries served, conferences convened, research papers produced, etc.

	Expenses
1 N/A	
2	
3	
4	

Part IX-B Summary of Program-Related Investments

Describe the two largest program-related investments made by the foundation during the tax year on lines 1 and 2.

	Amount
1 N/A	
2	
3 All other program-related investments. See instructions.	

Total. Add lines 1 through 3 ▶ 0.

Part X Minimum Investment Return (All domestic foundations must complete this part. Foreign foundations, see instructions.)

1	Fair market value of assets not used (or held for use) directly in carrying out charitable, etc., purposes:		
a	Average monthly fair market value of securities	1a	4,311,721.
b	Average of monthly cash balances	1b	80,041.
c	Fair market value of all other assets	1c	
d	Total (add lines 1a, b, and c)	1d	4,391,762.
e	Reduction claimed for blockage or other factors reported on lines 1a and 1c (attach detailed explanation)	1e	0.
2	Acquisition indebtedness applicable to line 1 assets	2	0.
3	Subtract line 2 from line 1d	3	4,391,762.
4	Cash deemed held for charitable activities. Enter 1 1/2% of line 3 (for greater amount, see instructions)	4	65,876.
5	Net value of noncharitable-use assets. Subtract line 4 from line 3. Enter here and on Part V, line 4	5	4,325,886.
6	Minimum investment return. Enter 5% of line 5	6	216,294.

Part XI Distributable Amount (see instructions) (Section 4942(j)(3) and (j)(5) private operating foundations and certain foreign organizations, check here and do not complete this part.)

1	Minimum investment return from Part X, line 6	1	216,294.
2a	Tax on investment income for 2018 from Part VI, line 5	2a	7,374.
2b	Income tax for 2018. (This does not include the tax from Part VI.)	2b	
3	Add lines 2a and 2b	2c	7,374.
3	Distributable amount before adjustments. Subtract line 2c from line 1	3	208,920.
4	Recoveries of amounts treated as qualifying distributions	4	0.
5	Add lines 3 and 4	5	208,920.
6	Deduction from distributable amount (see instructions)	6	0.
7	Distributable amount as adjusted. Subtract line 6 from line 5. Enter here and on Part XIII, line 1	7	208,920.

Part XII Qualifying Distributions (see instructions)

1	Amounts paid (including administrative expenses) to accomplish charitable, etc., purposes:		
a	Expenses, contributions, gifts, etc. - total from Part I, column (d), line 26	1a	223,909.
b	Program-related investments - total from Part IX-B	1b	0.
2	Amounts paid to acquire assets used (or held for use) directly in carrying out charitable, etc., purposes	2	
3	Amounts set aside for specific charitable projects that satisfy the:		
a	Suitability test (prior IRS approval required)	3a	
b	Cash distribution test (attach the required schedule)	3b	
4	Qualifying distributions. Add lines 1a through 3b. Enter here and on Part V, line 8; and Part XIII, line 4	4	223,909.
5	Foundations that qualify under section 4940(e) for the reduced rate of tax on net investment income. Enter 1% of Part I, line 27b	5	0.
6	Adjusted qualifying distributions. Subtract line 5 from line 4	6	223,909.

Note: The amount on line 6 will be used in Part V, column (b), in subsequent years when calculating whether the foundation qualifies for the section 4940(e) reduction of tax in those years.

Part XIII Undistributed Income (see instructions)

	(a) Corpus	(b) Years prior to 2017	(c) 2017	(d) 2018
1 Distributable amount for 2018 from Part XI, line 7				208,920.
2 Undistributed income, if any, as of the end of 2018				
a Enter amount for 2017 only			4,601.	
b Total for prior years:		0.		
3 Excess distributions carryover, if any, to 2018:				
a From 2013				
b From 2014				
c From 2015				
d From 2016				
e From 2017				
f Total of lines 3a through e	0.			
4 Qualifying distributions for 2018 from Part XII, line 4: ▶ \$ 223,909.				
a Applied to 2017, but not more than line 2a			4,601.	
b Applied to undistributed income of prior years (Election required - see instructions)		0.		
c Treated as distributions out of corpus (Election required - see instructions)	0.			
d Applied to 2018 distributable amount				208,920.
e Remaining amount distributed out of corpus	10,388.			
5 Excess distributions carryover applied to 2018 (If an amount appears in column (d), the same amount must be shown in column (a))	0.			0.
6 Enter the net total of each column as indicated below:	10,388.			
a Corpus. Add lines 3f, 4c, and 4e. Subtract line 5				
b Prior years' undistributed income. Subtract line 4b from line 2b		0.		
c Enter the amount of prior years' undistributed income for which a notice of deficiency has been issued, or on which the section 4942(a) tax has been previously assessed		0.		
d Subtract line 6c from line 6b. Taxable amount - see instructions		0.		
e Undistributed income for 2017. Subtract line 4a from line 2a. Taxable amount - see instr.			0.	
f Undistributed income for 2018. Subtract lines 4d and 5 from line 1. This amount must be distributed in 2019				0.
7 Amounts treated as distributions out of corpus to satisfy requirements imposed by section 170(b)(1)(F) or 4942(g)(3) (Election may be required - see instructions)	0.			
8 Excess distributions carryover from 2013 not applied on line 5 or line 7	0.			
9 Excess distributions carryover to 2019. Subtract lines 7 and 8 from line 6a	10,388.			
10 Analysis of line 9.				
a Excess from 2014				
b Excess from 2015				
c Excess from 2016				
d Excess from 2017				
e Excess from 2018	10,388.			

Part XIV Private Operating Foundations (see instructions and Part VII-A, question 9) N/A

- 1 a** If the foundation has received a ruling or determination letter that it is a private operating foundation, and the ruling is effective for 2018, enter the date of the ruling ▶
- b** Check box to indicate whether the foundation is a private operating foundation described in section 4942(j)(3) or 4942(j)(5)

	Tax year		Prior 3 years		(e) Total
	(a) 2018	(b) 2017	(c) 2016	(d) 2015	
2 a Enter the lesser of the adjusted net income from Part I or the minimum investment return from Part X for each year listed					
b 85% of line 2a					
c Qualifying distributions from Part XII, line 4 for each year listed					
d Amounts included in line 2c not used directly for active conduct of exempt activities					
e Qualifying distributions made directly for active conduct of exempt activities. Subtract line 2d from line 2c					
3 Complete 3a, b, or c for the alternative test relied upon:					
a "Assets" alternative test - enter					
(1) Value of all assets					
(2) Value of assets qualifying under section 4942(j)(3)(B)(i)					
b "Endowment" alternative test - enter 2/3 of minimum investment return shown in Part X, line 6 for each year listed					
c "Support" alternative test - enter					
(1) Total support other than gross investment income (interest, dividends, rents, payments on securities loans (section 512(a)(5)), or royalties)					
(2) Support from general public and 5 or more exempt organizations as provided in section 4942(j)(3)(B)(iii)					
(3) Largest amount of support from an exempt organization					
(4) Gross investment income					

Part XV Supplementary Information (Complete this part only if the foundation had \$5,000 or more in assets at any time during the year-see instructions.)

- 1 Information Regarding Foundation Managers:**
- a** List any managers of the foundation who have contributed more than 2% of the total contributions received by the foundation before the close of any tax year (but only if they have contributed more than \$5,000). (See section 507(d)(2).)

NONE

- b** List any managers of the foundation who own 10% or more of the stock of a corporation (or an equally large portion of the ownership of a partnership or other entity) of which the foundation has a 10% or greater interest.

NONE

- 2 Information Regarding Contribution, Grant, Gift, Loan, Scholarship, etc., Programs:**
- Check here if the foundation only makes contributions to preselected charitable organizations and does not accept unsolicited requests for funds. If the foundation makes gifts, grants, etc., to individuals or organizations under other conditions, complete items 2a, b, c, and d.

- a** The name, address, and telephone number or email address of the person to whom applications should be addressed:
- b** The form in which applications should be submitted and information and materials they should include:
- c** Any submission deadlines:
- d** Any restrictions or limitations on awards, such as by geographical areas, charitable fields, kinds of institutions, or other factors:

Part XV Supplementary Information *(continued)*

3 Grants and Contributions Paid During the Year or Approved for Future Payment				
Recipient Name and address (home or business)	If recipient is an individual, show any relationship to any foundation manager or substantial contributor	Foundation status of recipient	Purpose of grant or contribution	Amount
a Paid during the year				
ANTI-DEFAMATION LEAGUE - AUSTIN 3305 NORTHLAND DRIVE, SUITE 310 AUSTIN, TX 78731	NONE	PC	FUND ORGANIZATION'S EXEMPT PURPOSE	5,000.
BOYS AND GIRLS CLUB OF GREATER FORT WORTH 3218 E BELKNAP STREET FORT WORTH, TX 76111	NONE	PC	FUND ORGANIZATION'S EXEMPT PURPOSE	15,000.
CARITAS OF AUSTIN 611 NECHES STREET AUSTIN, TX 78701	NONE	PC	FUND ORGANIZATION'S EXEMPT PURPOSE	1,000.
CENTER FOR WOMEN AND THEIR WORK, INC. 1710 LAVACA STREET AUSTIN, TX 78701	NONE	PC	FUND ORGANIZATION'S EXEMPT PURPOSE	1,000.
CHALLENGE AIR FOR KIDS & FRIENDS 8001 LEMMON AVENUE DALLAS, TX 75209	NONE	PC	FUND ORGANIZATION'S EXEMPT PURPOSE	15,000.
Total	SEE CONTINUATION SHEET(S)			146,425.
b Approved for future payment				
NONE				
Total				0.

THE MEYER LEVY CHARITABLE TRUST

81-4020878

Part XV Supplementary Information

3 Grants and Contributions Paid During the Year (Continuation)

Recipient Name and address (home or business)	If recipient is an individual, show any relationship to any foundation manager or substantial contributor	Foundation status of recipient	Purpose of grant or contribution	Amount
DALLAS FOUNDATION 3963 MAPLE AVENUE, SUITE 390 DALLAS, TX 75219	NONE	PC	FUND ORGANIZATION'S EXEMPT PURPOSE	24,175.
HEALTHCODE 1607 WATERSTON AVENUE AUSTIN, TX 78703	NONE	PC	FUND ORGANIZATION'S EXEMPT PURPOSE	500.
HEARTGIFT FOUNDATION 8015 SHOAL CREEK BLVD, SUITE 207 AUSTIN, TX 78757	NONE	PC	FUND ORGANIZATION'S EXEMPT PURPOSE	13,000.
HELPING HAND HOME FOR CHILDREN 3804 AVENUE B AUSTIN, TX 78751	NONE	PC	FUND ORGANIZATION'S EXEMPT PURPOSE	1,000.
HOSPICE AUSTIN 4107 SPICEWOOD SPRINGS ROAD, #100 AUSTIN, TX 78759	NONE	PC	FUND ORGANIZATION'S EXEMPT PURPOSE	500.
I LIVE HERE I GIVE HERE 2201 EAST 6TH STREET AUSTIN, TX 78702	NONE	PC	FUND ORGANIZATION'S EXEMPT PURPOSE	3,000.
KLRU P.O. BOX 7158 AUSTIN, TX 78713	NONE	PC	FUND ORGANIZATION'S EXEMPT PURPOSE	500.
MCDONALD OBSERVATORY 2515 SPEEDWAY, MC C1402 AUSTIN, TX 78712	NONE	PC	FUND ORGANIZATION'S EXEMPT PURPOSE	10,000.
MOBILE LOAVES & FISHES, INC. 9301 HOG EYE ROAD, SUITE 950 AUSTIN, TX 78724	NONE	PC	FUND ORGANIZATION'S EXEMPT PURPOSE	1,000.
RONALD MCDONALD HOUSE CHARITIES OF CENTRAL TEXAS 1315 BARBARA JORDON BLVD AUSTIN, TX 78723	NONE	PC	FUND ORGANIZATION'S EXEMPT PURPOSE	10,250.
Total from continuation sheets				109,425.

THE MEYER LEVY CHARITABLE TRUST

81-4020878

Part XV Supplementary Information

3 Grants and Contributions Paid During the Year (Continuation)

Recipient Name and address (home or business)	If recipient is an individual, show any relationship to any foundation manager or substantial contributor	Foundation status of recipient	Purpose of grant or contribution	Amount
SHALOM AUSTIN - GENERATIONS CAMPAIGN 7300 HART LANE AUSTIN, TX 78731	NONE	PC	FUND ORGANIZATION'S EXEMPT PURPOSE	10,000.
SPINEHOPE P.O. BOX 684261 AUSTIN, TX 78768	NONE	PC	FUND ORGANIZATION'S EXEMPT PURPOSE	1,000.
TEMPLE BETH SHALOM 7300 HART LANE AUSTIN, TX 78731	NONE	PC	FUND ORGANIZATION'S EXEMPT PURPOSE	1,000.
TEMPLE EMANU-EL 8500 HILLCREST AVENUE DALLAS, TX 75225	NONE	PC	FUND ORGANIZATION'S EXEMPT PURPOSE	1,000.
TEXAS HILLEL. THE TOPFER CENTER FOR JEWISH LIFE 2105 SAN ANTONIO STREET AUSTIN, TX 78731	NONE	PC	FUND ORGANIZATION'S EXEMPT PURPOSE	500.
THE UNIVERSITY OF TEXAS MD ANDERSON CANCER CENTER P.O. BOX 301439, UNIT 705 HOUSTON, TX 77230	NONE	PC	FUND ORGANIZATION'S EXEMPT PURPOSE	11,000.
TOXICS ACTION CENTER, INC. 44 WINTER STREET, 4TH FLOOR BOSTON, MA 02108	NONE	PC	FUND ORGANIZATION'S EXEMPT PURPOSE	1,000.
TREE FOLKS, INC. P.O. BOX 1395 DEL VALLE, TX 78617	NONE	PC	FUND ORGANIZATION'S EXEMPT PURPOSE	20,000.
Total from continuation sheets				

FORM 990-PF INTEREST ON SAVINGS AND TEMPORARY CASH INVESTMENTS STATEMENT 1

SOURCE	(A) REVENUE PER BOOKS	(B) NET INVESTMENT INCOME	(C) ADJUSTED NET INCOME
AUSTIN TRUST COMPANY X5235	14,494.	14,494.	
TOTAL TO PART I, LINE 3	14,494.	14,494.	

FORM 990-PF DIVIDENDS AND INTEREST FROM SECURITIES STATEMENT 2

SOURCE	GROSS AMOUNT	CAPITAL GAINS DIVIDENDS	(A) REVENUE PER BOOKS	(B) NET INVEST- MENT INCOME	(C) ADJUSTED NET INCOME
AUSTIN TRUST COMPANY X5235	127,381.	41,040.	86,341.	86,341.	
TO PART I, LINE 4	127,381.	41,040.	86,341.	86,341.	

FORM 990-PF ACCOUNTING FEES STATEMENT 3

DESCRIPTION	(A) EXPENSES PER BOOKS	(B) NET INVEST- MENT INCOME	(C) ADJUSTED NET INCOME	(D) CHARITABLE PURPOSES
TAX PREPARATION AND CONSULTING	3,600.	900.		2,700.
TO FORM 990-PF, PG 1, LN 16B	3,600.	900.		2,700.

FORM 990-PF TAXES STATEMENT 4

DESCRIPTION	(A) EXPENSES PER BOOKS	(B) NET INVEST- MENT INCOME	(C) ADJUSTED NET INCOME	(D) CHARITABLE PURPOSES
PAYROLL TAX	5,182.	0.		5,182.
TO FORM 990-PF, PG 1, LN 18	5,182.	0.		5,182.

FORM 990-PF	OTHER EXPENSES			STATEMENT 5
DESCRIPTION	(A) EXPENSES PER BOOKS	(B) NET INVEST- MENT INCOME	(C) ADJUSTED NET INCOME	(D) CHARITABLE PURPOSES
PAYROLL EXPENSE	36,156.	0.		27,117.
PAYROLL PROCESSING FEES	2,400.	0.		1,800.
TO FORM 990-PF, PG 1, LN 23	38,556.	0.		28,917.

FORM 990-PF	OTHER INCREASES IN NET ASSETS OR FUND BALANCES	STATEMENT 6
DESCRIPTION		AMOUNT
CONTRIBUTION OF NET ASSETS FROM MEYER LEVY CHARITABLE FOUNDATION		4,262,180.
TOTAL TO FORM 990-PF, PART III, LINE 3		4,262,180.

FORM 990-PF	U.S. AND STATE/CITY GOVERNMENT OBLIGATIONS			STATEMENT 7
DESCRIPTION	U.S. GOV'T	OTHER GOV'T	BOOK VALUE	FAIR MARKET VALUE
SEE STATEMENT A	X		276,664.	272,589.
TOTAL U.S. GOVERNMENT OBLIGATIONS			276,664.	272,589.
TOTAL STATE AND MUNICIPAL GOVERNMENT OBLIGATIONS				
TOTAL TO FORM 990-PF, PART II, LINE 10A			276,664.	272,589.

FORM 990-PF	CORPORATE BONDS		STATEMENT 8
DESCRIPTION		BOOK VALUE	FAIR MARKET VALUE
SEE STATEMENT A		192,726.	185,499.
TOTAL TO FORM 990-PF, PART II, LINE 10C		192,726.	185,499.

FORM 990-PF	OTHER INVESTMENTS	STATEMENT 9	
DESCRIPTION	VALUATION METHOD	BOOK VALUE	FAIR MARKET VALUE
SEE STATEMENT A	COST	3,724,839.	3,417,888.
TOTAL TO FORM 990-PF, PART II, LINE 13		3,724,839.	3,417,888.

FORM 990-PF	EXPLANATION CONCERNING PART VII-A, LINE 12 QUALIFYING DISTRIBUTION STATEMENT	STATEMENT 10
-------------	---	--------------


EXPLANATION

DURING THE TAX YEAR ENDING 12-31-18, THE FOUNDATION MADE QUALIFYING DISTRIBUTIONS TOTALING \$24,175 TO THE DALLAS FOUNDATION. THESE ARE DISTRIBUTIONS TO A DONOR ADVISED FUND FOR WHICH A DIRECTOR OF THIS FOUNDATION, MICHAEL LEVY, HAS ADVISORY PRIVILEGES.

FORM 990-PF	EXPLANATION CONCERNING PART VII-A, LINE 12 SECTION 170(C)(2)(B) STATEMENT	STATEMENT 11
-------------	--	--------------

EXPLANATION

DALLAS FOUNDATION WILL OWN AND CONTROL THE \$24,175 GRANTED TO ITS ORGANIZATION AND THE DALLAS FOUNDATION IS INDEPENDENT OF THE MEYER LEVY CHARITABLE TRUST AND ITS DIRECTORS. THE FUNDS WILL BE USED BY THE DALLAS FOUNDATION TO MAKE GRANTS TO QUALIFYING PUBLIC CHARITIES WITH AN EXEMPT PURPOSE DESCRIBED IN SECTION 170(C)(2)(B).



EIN 81-4020878
Form 990-PF
Statement A

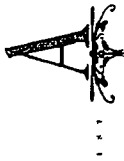
MEYER LEVY CHARITABLE TRUST

005235

December 1, 2018 - December 31, 2018

List of Assets

Description	Shares / Face Amt	Cost	Market Value	Percent Of Total Market	Projected Annual Income	Current Yield
Cash & Equivalents						
FEDERATED GOVERNMENT OBLIGATIONS FUND - Income	-127,047 060	-127,047 06	-127,047 06	-3 1	-2,191	
FEDERATED GOVERNMENT OBLIGATIONS FUND - Principal	329,890 950	329,890 95	329,890 95	8 1	5,689	
Total Cash & Equivalents		\$202,843.89	\$202,843.89	5.0%	\$3,498	1.72%
Fixed Income						
Corporate Bonds						
Maturing Before 3 Months						
COMMONWEALTH EDISON CO 01/10/14 2 150 01/15/19	5,000 000	5,006 26	4,998 07	0 1	108	2.16
Total Maturing Before 3 Months		\$5,006.26	\$4,998.07	0.1%	\$108	2.16%
Maturing After 3 Months						
RYDER SYS INC MEDIUM TERM NTS 02/25/14 2 550 06/01/19	5,000 000	5,005 11	4,980.69	0 1	128	2.57
SUNTRUST BK ATLANTA GA MTN 02/01/17 2 250 01/31/20 OPT CALL 12/31/2019 @ 100 00	5,000 000	5,001 60	4,940 68	0 1	113	2.29
MEDTRONIC INC 03/15/15 2 500 03/15/20	5,000 000	5,042 31	4,974 40	0 1	125	2.51
DOMINION ENERGY INC 05/18/17 2 579 07/01/20	5,000 000	5,007 16	4,921 76	0 1	75	1.52
DOW CHEM CO 11/09/10 4 250 11/15/20	5,000 000	5,239 76	5,088 90	0 1	213	4.19



AUSTIN TRUST COMPANY

EIN 81-4020878
Form 990-PF
Statement A

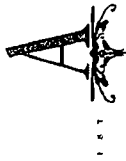
MEYER LEVY CHARITABLE TRUST

005235

December 1, 2018 - December 31, 2018

List of Assets

Description	Shares / Face Amt	Cost	Market Value	Percent Of Total Market	Projected Annual Income	Current Yield
XILINX INC 03/12/14 3 000 03/15/21	5,000 000	4,968 75	4,982 36	0 1	150	3 01
WELLS FARGO & CO MTN 03/29/11 4 600 04/01/21	5,000 000	5,262 06	5,120 10	0 1	230	4 49
HSBC HOLDINGS PLC 03/30/12 4 000 03/20/22	5,000 000	5,124 50	5,065 13	0 1	200	3 95
DUKE REALTY LP 06/11/12 4 375 06/15/22	5,000 000	5,245 67	5,124 95	0 1	219	4 27
HEALTHCARE TR AMER HLDGS LP 06/08/17 2 950 07/01/22	5,000 000	5,001 76	4,859 87	0 1	148	3 05
PUBLIC STORAGE 09/18/17 2,370 09/15/22	5,000 000	4,987 47	4,829 02	0 1	119	2 46
GENERAL ELECTRIC CO NT 10/09/12 2 700 10/09/22	5,000 000	5,169 07	4,639 63	0 1	135	2 91
NORTHROP GRUMMAN CORP SR GLBL NT 10/13/17 2 550 10/15/22	5,000 000	5,004 45	4,838 27	0 1	128	2 65
JPMORGAN CHASE 12/08/16 2 972 01/15/23	5,000 000	5,061 77	4,874 90	0 1	149	3 06
KINDER MORGAN INC DEL 08/10/17 3 150 01/15/23	5,000 000	4,992 74	4,858 69	0 1	158	3 25
ENERGY TRANSFER PARTNERS 01/22/13 3 600 02/01/23	5,000 000	5,079 89	4,817 13	0 1	180	3 74
METLIFE INC 09/10/13 4 368 09/15/23	5,000 000	5,300 80	5,147 64	0 1	218	4 23
CITIGROUP INC 10/25/13 3 875 10/25/23	5,000,000	5,039 36	5,014 54	0 1	194	3 87



AUSTIN TRUST COMPANY

MEYER LEVY CHARITABLE TRUST

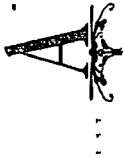
005235

December 1, 2018 - December 31, 2018

EIN 81-4020878
Form 990-PF
Statement A

List of Assets

Description	Shares / Face Amt	Cost	Market Value	Percent Of Total Market	Projected Annual Income	Current Yield
SEMPRA ENERGY SR NT 11/22/13 4 050 12/01/23	5,000 000	5,017 06	5,036 82	0 1	203	4 03
SELECT INCOME REIT SR GBLB NT 05/15/17 4 250 05/15/24	5,000 000	4,947 08	4,818 14	0 1	213	4 42
ZIMMER HOLDINGS INC 03/19/15 3 550 04/01/25	5,000 000	4,904 99	4,752 27	0 1	178	3 75
GOLDMAN SACHS GROUP INC 05/22/15 3 750 05/22/25 OPT CALL 02/22/2025 @ 100 00	10,000 000	10,019 08	9,567 72	0 2	375	3 92
MCDONALDS CORP MTN 05/26/15 3 375 05/26/25	5,000 000	5,254 14	4,887 92	0 1	169	3 46
CHARTER COMMUNICATIONS OPER SR 07/23/16 4 908 07/23/25	5,000 000	5,306 70	4,971 80	0 1	245	4 93
HEWLETT PACKARD ENTERPRISE CO NT 10/15/16 4 900 10/15/25	5,000 000	5,264 44	5,039 32	0 1	245	4 86
EXXON MOBIL CORP 03/03/16 3 043 03/01/26	5,000 000	5,035 31	4,877 84	0 1	152	3 12
JP MORGAN CHASE & CO SR NT 03/23/16 3 300 04/01/26 OPT CALL 01/01/2026 @ 100.00	5,000 000	4,962 44	4,761 67	0 1	165	3 47
NEWELL RUBBERMAID INC SR NT 03/30/16 4 200 04/01/26	5,000 000	5,230 68	4,886 60	0 1	210	4 30
EQUIFAX INC 05/12/16 3 250 06/01/26	5,000 000	4,750 39	4,597 13	0 1	163	3 55
SABINE PASS LIQUEFACTION LLC 05/10/17 5 875 06/30/26	5,000 000	5,556 20	5,294 02	0 1	294	5 55
MPLX LP SR NT 02/10/17 4 125 03/01/27	5,000 000	5,010 54	4,760 57	0 1	206	4 33



AUSTIN TRUST COMPANY

EIN 81-4020878
Form 990-PF
Statement A

MEYER LEVY CHARITABLE TRUST

005235

December 1, 2018 - December 31, 2018

List of Assets						
Description	Shares / Face Amt	Cost	Market Value	Percent Of Total Market	Projected Annual Income	Current Yield
WILLIAMS PARTNERS LP 06/05/17 3 750 06/15/27	5,000 000	5,002 36	4,737 89	0 1	188	3 97
HUDSON PAC PPTYS 10/02/17 3 950 11/01/27	5,000 000	4,996 34	4,647 87	0 1	198	4 26
BUCKEYE PARTNERS L P 11/20/17 4 125 12/01/27	5,000 000	4,982 04	4,495 87	0 1	206	4 58
HOSPITALITY PPTYS 10/26/17 3 950 01/15/28	5,000 000	4,906 83	4,506 22	0 1	198	4 39
* SABINE PASS LIQUEFACTION LLC 03/06/17 4 200 03/15/28 *	5,000 000	5,038 92	4,782 60	0 1	210	4 39
Total Maturing After 3 Months		\$187,719.77	\$180,500.93	4.4%	\$6,700	3.71%
Total Corporate Bonds		\$192,726.03	\$185,499.00	4.5%	\$6,808	3.67%
Corporate CMOs & ABS						
Maturing After 3 Months						
NISSAN AUTO RECEIVABLES 03/28/17 1 740 08/16/21 SER 17-A CL A3	5,000 000	5,001 64	4,953 50	0 1	87	1 76
CARMAX AUTO OWNER TR 01/31/17 1 980 11/15/21 SER 17-1 CL A3	4,590 670	4,590 67	4,553 90	0 1	91	2 00
CAPITAL ONE MULTIASSET EXECUTION 07/26/16 1 340 04/15/22 SER 2016-A3 CL A3	10,000 000	10,002 11	9,923 00	0 2	134	1 35
BA CR CARD TR 03/30/17 1 950 08/15/22 SER 2017-A1 CL A1	5,000 000	5,000 25	4,940 30	0 1	98	1 98
NISSAN AUTO RECEIVABLES 08/23/17 1 950 10/16/23 SER 17-B CL A4	5,000 000	5,003 22	4,915 75	0 1	98	1 99



EIN 81-4020878
Form 990-PF
Statement A

AUSTIN TRUST COMPANY

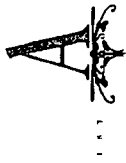
MEYER LEVY CHARITABLE TRUST

005235

December 1, 2018 - December 31, 2018

List of Assets

Description	Shares / Face Amt	Cost	Market Value	Percent Of Total Market	Projected Annual Income	Current Yield
FORD CR FLOORPLAN MASTER OWNER 10/11/17 2 480 09/15/24 SER 2017-3 CL A	5,000 000	5,001 24	4,902 15	0 1	124	2.53
FREDDIE MAC 12/01/10 3 500 03/15/25 SERIES 3778 CL D	976 890	991 96	980 23	0 0	34	3.47
CAPITAL ONE MULTI-ASSET 10/10/17 2 290 07/15/25 SER 2017-A6 CL A6	5,000 000	5,003 70	4,884 25	0 1	115	2.35
FANNIE MAE 11/09/16 VAR 04/25/29 SER 16-C06 CL IMI	5,678 990	5,678 99	5,699 38	0 1	216	3.79
Total Maturing After 3 Months		\$46,273.78	\$45,752.46	1.1%	\$997	2.18%
Total Corporate CMOs & ABS		\$46,273.78	\$45,752.46	1.1%	\$997	2.18%
Financials						
Maturing After 3 Months						
BANK AMER CORP SR NT 04/19/16 2 625 04/19/21	5,000 000	5,005.37	4,932.00	0 1	131	2.66
AMERICAN EXPRESS CR CORP 03/03/17 2 700 03/03/22 OPT CALL 01/31/2022 @ 100 00	5,000 000	4,993 09	4,900 99	0 1	135	2.75
AIR LEASE CORP 03/08/17 3 625 04/01/27	5,000 000	4,924 29	4,471 92	0 1	181	4.05
BANK AMER CORP 01/20/17 VAR 01/20/28	5,000 000	5,004 52	4,850 51	0 1	191	3.94
Total Maturing After 3 Months		\$19,927.27	\$19,155.42	0.5%	\$638	3.33%
Total Financials		\$19,927.27	\$19,155.42	0.5%	\$638	3.33%
Foreign Government Bonds						



AUSTIN TRUST COMPANY

EIN 81-4020878
Form 990-PF
Statement A

MEYER LEVY CHARITABLE TRUST

005235

December 1, 2018 - December 31, 2018

List of Assets:

Description	Shares / Face Amt	Cost	Market Value	Percent Of Total Market	Projected Annual Income	Current Yield
Maturing After 3 Months						
INTL BK RECON & DEVELOP 07/13/16 0 875 08/15/19	5,000 000	4,983 25	4,944 50	0 1	44	0 89
EUROPEAN INVT BK 04/22/15 1 375 06/15/20	10,000 000	-10,017 20	9,825 08	0 2	138	1 40
Total Maturing After 3 Months		\$15,000.45	\$14,769.58	0.4%	\$182	1.23%
Total Foreign Government Bonds		\$15,000.45	\$14,769.58	0.4%	\$182	1.23%
High Yield						
VANGUARD HIGH YIELD CORP FD ADM SHRS	14,532 872	84,000 00	78,913 49	1 9	4,763	6 04
Total High Yield		\$84,000.00	\$78,913.49	1.9%	\$4,763	6.04%
Industrials						
Maturing Before 3 Months						
APPLE INC 02/23/16 1 700 02/22/19	5,000 000	5,005 43	4,990 83	0 1	85	1 70
Total Maturing Before 3 Months		\$5,005.43	\$4,990.83	0.1%	\$85	1.70%
Maturing After 3 Months						
CVS HEALTH CORP 05/25/16 2 125 06/01/21	5,000 000	5,054 15	4,824 33	0 1	106	2 20
CARDINAL HEALTH INC 06/12/17 2 616 06/15/22	5,000 000	5,003 83	4,816 68	0 1	131	2 72
CANADIAN NATL RESOURCES 05/30/17 2 950 01/15/23	5,000 000	4,998 25	4,779 22	0 1	148	3 10



AUSTIN TRUST COMPANY

EIN 81-4020878
Form 990-PF
Statement A

MEYER LEVY CHARITABLE TRUST

005235

December 1, 2018 - December 31, 2018

List of Assets

Description	Shares / Face Amt	Cost	Market Value	Percent Of Total Market	Projected Annual Income	Current Yield
AT&T INC 02/09/17 4 250 03/01/27	5,000 000	4,999 67	4,891 80	0 1	213	4 35
BECTON DICKINSON & CO FR 06/06/17 3 700 06/06/27	5,000 000	5,004 58	4,729 19	0 1	185	3 91
Total Maturing After 3 Months		\$25,060.48	\$24,041.22	0.6%	\$783	3.26%
Total Industrials		\$30,065.91	\$29,032.05	0.7%	\$868	2.99%
Intermediate Bond						
DFA INVESTMENT GRADE	16,073 148	167,000 00	168,768 05	4 1	4,500	2 67
Total Intermediate Bond		\$167,000.00	\$168,768.05	4.1%	\$4,500	2.67%
Intermediate Government						
VANGUARD GNMA FD ADM SHRS	12,376 238	125,000 00	126,856.44	3 1	3,787	2 99
Total Intermediate Government		\$125,000.00	\$126,856.44	3.1%	\$3,787	2.99%
Short Bond						
VANGUARD SHORT TERM BOND INDEX FD ADM SHRS	8,235 294	84,000 00	84,905 88	2 1	1,704	2 01
VANGUARD SHRT TRM INVSTMNT GRADE BD FD ADM SHRS	11,984 659	125,000 00	125,119 84	3 1	3,470	2 77
Total Short Bond		\$209,000.00	\$210,025.72	5.1%	\$5,174	2.46%

U.S. Government Agency Obligations

Maturing After 3 Months



AUSTIN TRUST COMPANY

EIN 81-4020878
Form 990-PF
Statement A

MEYER LEVY CHARITABLE TRUST

005235

December 1, 2018 - December 31, 2018

List of Assets						
Description	Shares / Face Amt	Cost	Market Value	Percent Of Total Market	Projected Annual Income	Current Yield
FANNIE MAE 04/27/15 1 500 06/22/20	20,000 000	19,797.61	19,707.42	0.5	300	1.52
FANNIE MAE 05/16/16 1 250 05/06/21	20,000 000	19,547.62	19,420.58	0.5	250	1.29
Total Maturing After 3 Months						
Total U.S. Government Agency Obligations		\$39,345.23	\$39,128.00	1.0%	\$550	1.41%
U.S. Treasury Notes & Bonds		\$39,345.23	\$39,128.00	1.0%	\$550	1.41%
Maturing Before 3 Months						
UNITED STATES TREASURY NOTE 02/15/16 0 750 02/15/19		9,908.39	9,980.60	0.2	75	0.75
Total Maturing Before 3 Months		\$9,908.39	\$9,980.60	0.2%	\$75	0.75%
Maturing After 3 Months						
US TREASURY NOTE 02/02/15 1 250 01/31/20	15,000 000	14,963.41	14,783.21	0.4	188	1.27
UNITED STATES TREAS NTS 08/31/15 1 375 08/31/20	43,000 000	42,624.83	42,188.72	1.0	591	1.40
UNITED STATES TREAS NOTE 05/31/16 1 375 05/31/21	8,000 000	7,911.50	7,794.38	0.2	110	1.41
US TREASURY NOTE 01/31/17 1 875 01/31/22	5,000 000	5,024.90	4,910.94	0.1	94	1.91
UNITED STATES TREAS NTS 08/31/15 1 875 08/31/22	79,000 000	79,167.71	77,308.93	1.9	1,481	1.92



AUSTIN TRUST COMPANY

EIN 81-4020878
Form 990-PF
Statement A

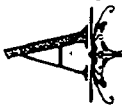
MEYER LEVY CHARITABLE TRUST

005235

December 1, 2018 - December 31, 2018

List of Assets

Description	Shares / Face Amt	Cost	Market Value	Percent Of Total Market	Projected Annual Income	Current Yield
UNITED STATES TREAS NTS 08/31/16 1 375 08/31/23	54,000 000	51,872 43	51,331 64	1 3	743	1.45
US TREASURY NOTE 08/15/17 2 250 08/15/27	26,000 000	25,845 97	25,162 10	0 6	585	2.32
Total Maturing After 3 Months		\$227,410.75	\$223,479.92	5.5%	\$3,792	1.70%
Total U.S. Treasury Notes & Bonds		\$237,319.14	\$233,460.52	5.7%	\$3,867	1.66%
World Bond Intermediate						
DFA FIVE-YEAR GLOBAL PORTFOLIO	11,309 391	124,949 10	119,314 07	2 9	6,986	5 86
TEMPLETON GLOBAL BOND ADV CL	10,785 160	125,000 00	121,333 05	3 0	8,275	6 82
Total World Bond Intermediate		\$249,949.10	\$240,647.12	5.9%	\$15,261	6.34%
Total Fixed Income		\$1,415,606.91	\$1,392,007.85	34.1%	\$47,395	3.40%
Equity						
Emerging Markets						
DFA EMERGING MARKETS CORE EQUITY PORTFOLIO	3,958 313	81,280 95	76,197 53	1 9	2,314	3 04
Total Emerging Markets		\$81,280.95	\$76,197.53	1.9%	\$2,314	3.04%
Emerging Markets Small						
DFA EMERGING MARKETS SMALL CAP PORTFOLIO	2,936 858	60,000 00	55,036 72	1 3	2,754	5 00
Total Emerging Markets Small		\$60,000.00	\$55,036.72	1.3%	\$2,754	5.00%



AUSTIN TRUST COMPANY

EIN 81-4020878
Form 990-PF
Statement A


MEYER LEVY CHARITABLE TRUST

005235

December 1, 2018 - December 31, 2018

List of Assets

Description	Shares / Face Amt	Cost	Market Value	Percent Of Total Market	Projected Annual Income	Current Yield
Foreign Large Value						
DFA INTERNATIONAL CORE EQUITY PORTFOLIO	21,181,223	- 268,588.81	247,820.31	6.1	9,945	4.01%
Total Foreign Large Value		\$268,588.81	\$247,820.31	6.1%	\$9,945	4.01%
Foreign Small Value						
DFA INTERNATIONAL SMALL CAP VALUE PORTFOLIO	14,205,080	302,000.00	236,514.58	5.8	12,295	5.20%
Total Foreign Small Value		\$302,000.00	\$236,514.58	5.8%	\$12,295	5.20%
Global Real Estate						
DFA GLOBAL REAL ESTATE SECURITIES PORT	13,042,034	136,093.35	130,420.34	3.2	10,361	7.94%
Total Global Real Estate		\$136,093.35	\$130,420.34	3.2%	\$10,361	7.94%
Large Blend						
DFA US CORE EQUITY 1 PORTFOLIO	62,058,577	1,325,659.35	1,275,303.76	31.3	21,298	1.67%
Total Large Blend		\$1,325,659.35	\$1,275,303.76	31.3%	\$21,298	1.67%
Small Value						
DFA US TARGETED VALUE PORTFOLIO	23,332,048	605,000.00	462,674.51	11.3	5,706	1.23%
Total Small Value		\$605,000.00	\$462,674.51	11.3%	\$5,706	1.23%
Total Equity		\$2,778,622.46	\$2,483,967.75	60.9%	\$64,673	2.60%



EIN 81-4020878
Form 990-PF
Statement A

MEYER LEVY CHARITABLE TRUST

005235

December 1, 2018 - December 31, 2018

List of Assets		Shares / Face Amt	Cost	Market Value	Percent Of Total Market	Projected Annual Income	Current Yield
Total Assets			\$4,397,073.26	\$4,078,819.49	100.0%	\$115,566	2.83%
Total			\$4,397,073.26	\$4,078,819.49		\$115,566	2.83%

1-0							
1-1		4,397,073.26					
1-2		202,843.89					
1-3		192,726.03					
1-4		39,345.23					
1-5		237,319.14					
1-6	Other Investments Book	37,724,838.97					
2-0							
2-1		4,078,819.49					
2-2		202,843.89					
2-3		185,499.00					
2-4		39,128.00					
2-5	Other Investments PW	233,460.52					
2-6		3,417,888.08					