

Part II Balance Sheets		Attached schedules and amounts in the description column should be for end-of-year amounts only (See instructions.)			
		Beginning of year (a) Book Value	End of year (b) Book Value (c) Fair Market Value		
Assets	1	Cash—non-interest-bearing			
	2	Savings and temporary cash investments	322,649	177,806	177,806
	3	Accounts receivable ▶ _____ Less allowance for doubtful accounts ▶ _____		0	0
	4	Pledges receivable ▶ _____ Less allowance for doubtful accounts ▶ _____			
	5	Grants receivable			
	6	Receivables due from officers, directors, trustees, and other disqualified persons (attach schedule) (see instructions)			
	7	Other notes and loans receivable (attach schedule) ▶ _____ Less allowance for doubtful accounts ▶ _____ 0			
	8	Inventories for sale or use			
	9	Prepaid expenses and deferred charges			
	10a	Investments—U S and state government obligations (attach schedule)	244,295	230,231	223,283
	b	Investments—corporate stock (attach schedule)	5,524,554	5,563,556	6,398,666
	c	Investments—corporate bonds (attach schedule)	458,335	462,549	441,598
	11	Investments—land, buildings, and equipment basis ▶ _____ Less accumulated depreciation (attach schedule) ▶ _____			
	12	Investments—mortgage loans			
	13	Investments—other (attach schedule)	2	2	122,365
	14	Land, buildings, and equipment basis ▶ _____ Less accumulated depreciation (attach schedule) ▶ _____			
15	Other assets (describe ▶ _____)	175,084	164,302	415,000	
16	Total assets (to be completed by all filers—see the instructions Also, see page 1, item I)	6,724,919	6,598,446	7,778,718	
Liabilities	17	Accounts payable and accrued expenses			
	18	Grants payable			
	19	Deferred revenue			
	20	Loans from officers, directors, trustees, and other disqualified persons			
	21	Mortgages and other notes payable (attach schedule)			
	22	Other liabilities (describe ▶ _____)			
	23	Total liabilities (add lines 17 through 22)		0	
Net Assets or Fund Balances	Foundations that follow SFAS 117, check here <input type="checkbox"/> and complete lines 24 through 26 and lines 30 and 31.				
	24	Unrestricted			
	25	Temporarily restricted			
	26	Permanently restricted			
	Foundations that do not follow SFAS 117, check here <input checked="" type="checkbox"/> and complete lines 27 through 31.				
	27	Capital stock, trust principal, or current funds	6,724,919	6,598,446	
	28	Paid-in or capital surplus, or land, bldg , and equipment fund			
	29	Retained earnings, accumulated income, endowment, or other funds			
30	Total net assets or fund balances (see instructions)	6,724,919	6,598,446		
31	Total liabilities and net assets/fund balances (see instructions) .	6,724,919	6,598,446		

Part III Analysis of Changes in Net Assets or Fund Balances

1	Total net assets or fund balances at beginning of year—Part II, column (a), line 30 (must agree with end-of-year figure reported on prior year's return)	1	6,724,919
2	Enter amount from Part I, line 27a	2	-122,513
3	Other increases not included in line 2 (itemize) ▶ _____	3	9,502
4	Add lines 1, 2, and 3	4	6,611,908
5	Decreases not included in line 2 (itemize) ▶ _____	5	13,462
6	Total net assets or fund balances at end of year (line 4 minus line 5)—Part II, column (b), line 30 .	6	6,598,446

Part IV Capital Gains and Losses for Tax on Investment Income

(a) List and describe the kind(s) of property sold (e g , real estate, 2-story brick warehouse, or common stock, 200 shs MLC Co)	(b) How acquired P—Purchase D—Donation	(c) Date acquired (mo , day, yr)	(d) Date sold (mo , day, yr)
1a See Additional Data Table			
b			
c			
d			
e			

(e) Gross sales price	(f) Depreciation allowed (or allowable)	(g) Cost or other basis plus expense of sale	(h) Gain or (loss) (e) plus (f) minus (g)
a See Additional Data Table			
b			
c			
d			
e			

Complete only for assets showing gain in column (h) and owned by the foundation on 12/31/69			(l) Gains (Col (h) gain minus col (k), but not less than -0-) or Losses (from col (h))
(i) F M V as of 12/31/69	(j) Adjusted basis as of 12/31/69	(k) Excess of col (i) over col (j), if any	
a See Additional Data Table			
b			
c			
d			
e			

2 Capital gain net income or (net capital loss) { If gain, also enter in Part I, line 7 If (loss), enter -0- in Part I, line 7 }	2	119,077
3 Net short-term capital gain or (loss) as defined in sections 1222(5) and (6) If gain, also enter in Part I, line 8, column (c) (see instructions) If (loss), enter -0- in Part I, line 8 { }	3	

Part V Qualification Under Section 4940(e) for Reduced Tax on Net Investment Income

(For optional use by domestic private foundations subject to the section 4940(a) tax on net investment income)

If section 4940(d)(2) applies, leave this part blank

Was the foundation liable for the section 4942 tax on the distributable amount of any year in the base period? ☐ Yes ☒ No

If "Yes," the foundation does not qualify under section 4940(e) Do not complete this part

1 Enter the appropriate amount in each column for each year, see instructions before making any entries

(a) Base period years Calendar year (or tax year beginning in)	(b) Adjusted qualifying distributions	(c) Net value of noncharitable-use assets	(d) Distribution ratio (col (b) divided by col (c))
2017	395,779	8,201,235	0 048258
2016	397,244	6,905,416	0 057526
2015	395,759	8,104,049	0 048835
2014	404,972	8,139,459	0 049754
2013	366,468	7,906,511	0 04635

2 Total of line 1, column (d) { }	2	0 250723
3 Average distribution ratio for the 5-year base period—divide the total on line 2 by 5 0, or by the number of years the foundation has been in existence if less than 5 years { }	3	0 050145
4 Enter the net value of noncharitable-use assets for 2018 from Part X, line 5 { }	4	8,667,519
5 Multiply line 4 by line 3 { }	5	434,633
6 Enter 1% of net investment income (1% of Part I, line 27b) { }	6	2,793
7 Add lines 5 and 6 { }	7	437,426
8 Enter qualifying distributions from Part XII, line 4 { }	8	389,585

If line 8 is equal to or greater than line 7, check the box in Part VI, line 1b, and complete that part using a 1% tax rate See the Part VI instructions

Part VI Excise Tax Based on Investment Income (Section 4940(a), 4940(b), 4940(e), or 4948—see instructions)

1a	Exempt operating foundations described in section 4940(d)(2), check here <input type="checkbox"/> and enter "N/A" on line 1 Date of ruling or determination letter _____ (attach copy of letter if necessary—see instructions)		
b	Domestic foundations that meet the section 4940(e) requirements in Part V, check here <input type="checkbox"/> and enter 1% of Part I, line 27b	1	5,587
c	All other domestic foundations enter 2% of line 27b. Exempt foreign organizations enter 4% of Part I, line 12, col (b)		
2	Tax under section 511 (domestic section 4947(a)(1) trusts and taxable foundations only. Others enter -0-)	2	0
3	Add lines 1 and 2.	3	5,587
4	Subtitle A (income) tax (domestic section 4947(a)(1) trusts and taxable foundations only. Others enter -0-)	4	0
5	Tax based on investment income. Subtract line 4 from line 3. If zero or less, enter -0-	5	5,587
6	Credits/Payments		
a	2018 estimated tax payments and 2017 overpayment credited to 2018	6a	4,974
b	Exempt foreign organizations—tax withheld at source	6b	
c	Tax paid with application for extension of time to file (Form 8868)	6c	0
d	Backup withholding erroneously withheld	6d	
7	Total credits and payments. Add lines 6a through 6d.	7	4,974
8	Enter any penalty for underpayment of estimated tax. Check here <input type="checkbox"/> if Form 2220 is attached	8	0
9	Tax due. If the total of lines 5 and 8 is more than line 7, enter amount owed ▶	9	613
10	Overpayment. If line 7 is more than the total of lines 5 and 8, enter the amount overpaid ▶	10	
11	Enter the amount of line 10 to be Credited to 2019 estimated tax ▶ 0 Refunded ▶	11	0

Part VII-A Statements Regarding Activities

	Yes	No
1a During the tax year, did the foundation attempt to influence any national, state, or local legislation or did it participate or intervene in any political campaign?	1a	No
b Did it spend more than \$100 during the year (either directly or indirectly) for political purposes? (see Instructions for definition). If the answer is "Yes" to 1a or 1b , attach a detailed description of the activities and copies of any materials published or distributed by the foundation in connection with the activities	1b	No
c Did the foundation file Form 1120-POL for this year?	1c	No
d Enter the amount (if any) of tax on political expenditures (section 4955) imposed during the year (1) On the foundation ▶ \$ _____ (2) On foundation managers ▶ \$ _____		
e Enter the reimbursement (if any) paid by the foundation during the year for political expenditure tax imposed on foundation managers ▶ \$ _____		
2 Has the foundation engaged in any activities that have not previously been reported to the IRS? If "Yes," attach a detailed description of the activities	2	No
3 Has the foundation made any changes, not previously reported to the IRS, in its governing instrument, articles of incorporation, or bylaws, or other similar instruments? If "Yes," attach a conformed copy of the changes	3	No
4a Did the foundation have unrelated business gross income of \$1,000 or more during the year?	4a	No
b If "Yes," has it filed a tax return on Form 990-T for this year?	4b	
5 Was there a liquidation, termination, dissolution, or substantial contraction during the year? If "Yes," attach the statement required by General Instruction T	5	No
6 Are the requirements of section 508(e) (relating to sections 4941 through 4945) satisfied either • By language in the governing instrument, or • By state legislation that effectively amends the governing instrument so that no mandatory directions that conflict with the state law remain in the governing instrument?	6	Yes
7 Did the foundation have at least \$5,000 in assets at any time during the year? If "Yes," complete Part II, col (c), and Part XV	7	Yes
8a Enter the states to which the foundation reports or with which it is registered (see instructions) ▶ KY _____		
b If the answer is "Yes" to line 7, has the foundation furnished a copy of Form 990-PF to the Attorney General (or designate) of each state as required by General Instruction G? If "No," attach explanation .	8b	Yes
9 Is the foundation claiming status as a private operating foundation within the meaning of section 4942(j)(3) or 4942(j)(5) for calendar year 2018 or the taxable year beginning in 2018? See the instructions for Part XIV. If "Yes," complete Part XIV	9	No
10 Did any persons become substantial contributors during the tax year? If "Yes," attach a schedule listing their names and addresses	10	No

Part VII-A Statements Regarding Activities (continued)

11	At any time during the year, did the foundation, directly or indirectly, own a controlled entity within the meaning of section 512(b)(13)? If "Yes," attach schedule. See instructions.	11		No
12	Did the foundation make a distribution to a donor advised fund over which the foundation or a disqualified person had advisory privileges? If "Yes," attach statement. See instructions.	12		No
13	Did the foundation comply with the public inspection requirements for its annual returns and exemption application? Website address ► _____	13	Yes	
14	The books are in care of ► <u>WELLS FARGO BANK NA</u> Telephone no ► <u>(855) 789-2922</u>			

Located at ► 100 N MAIN ST FL6 D4001-065 WINSTONSALEM NC ZIP+4 ► 27101

15	Section 4947(a)(1) nonexempt charitable trusts filing Form 990-PF in lieu of Form 1041 —check here	<input type="checkbox"/>		
	and enter the amount of tax-exempt interest received or accrued during the year	► 15		
16	At any time during calendar year 2018, did the foundation have an interest in or a signature or other authority over a bank, securities, or other financial account in a foreign country?	16	Yes	No
	See the instructions for exceptions and filing requirements for FinCEN Form 114. If "Yes", enter the name of the foreign country ► _____			

Part VII-B Statements Regarding Activities for Which Form 4720 May Be Required

File Form 4720 if any item is checked in the "Yes" column, unless an exception applies.

1a	During the year did the foundation (either directly or indirectly)		Yes	No
	(1) Engage in the sale or exchange, or leasing of property with a disqualified person? <input type="checkbox"/> Yes <input checked="" type="checkbox"/> No			
	(2) Borrow money from, lend money to, or otherwise extend credit to (or accept it from) a disqualified person? <input type="checkbox"/> Yes <input checked="" type="checkbox"/> No			
	(3) Furnish goods, services, or facilities to (or accept them from) a disqualified person? <input checked="" type="checkbox"/> Yes <input type="checkbox"/> No			
	(4) Pay compensation to, or pay or reimburse the expenses of, a disqualified person? <input checked="" type="checkbox"/> Yes <input type="checkbox"/> No			
	(5) Transfer any income or assets to a disqualified person (or make any of either available for the benefit or use of a disqualified person)? <input type="checkbox"/> Yes <input checked="" type="checkbox"/> No			
	(6) Agree to pay money or property to a government official? (Exception. Check "No" if the foundation agreed to make a grant to or to employ the official for a period after termination of government service, if terminating within 90 days). <input type="checkbox"/> Yes <input checked="" type="checkbox"/> No			
b	If any answer is "Yes" to 1a(1)–(6), did any of the acts fail to qualify under the exceptions described in Regulations section 53.4941(d)-3 or in a current notice regarding disaster assistance? See instructions.	1b		No
	Organizations relying on a current notice regarding disaster assistance check here.			
c	Did the foundation engage in a prior year in any of the acts described in 1a, other than excepted acts, that were not corrected before the first day of the tax year beginning in 2018?	1c		No
2	Taxes on failure to distribute income (section 4942) (does not apply for years the foundation was a private operating foundation defined in section 4942(j)(3) or 4942(j)(5))			
a	At the end of tax year 2018, did the foundation have any undistributed income (lines 6d and 6e, Part XIII) for tax year(s) beginning before 2018?		<input type="checkbox"/> Yes <input checked="" type="checkbox"/> No	
	If "Yes," list the years ► 20____, 20____, 20____, 20____			
b	Are there any years listed in 2a for which the foundation is not applying the provisions of section 4942(a)(2) (relating to incorrect valuation of assets) to the year's undistributed income? (If applying section 4942(a)(2) to all years listed, answer "No" and attach statement—see instructions).	2b		
c	If the provisions of section 4942(a)(2) are being applied to any of the years listed in 2a, list the years here ► 20____, 20____, 20____, 20____			
3a	Did the foundation hold more than a 2% direct or indirect interest in any business enterprise at any time during the year?		<input type="checkbox"/> Yes <input checked="" type="checkbox"/> No	
b	If "Yes," did it have excess business holdings in 2018 as a result of (1) any purchase by the foundation or disqualified persons after May 26, 1969, (2) the lapse of the 5-year period (or longer period approved by the Commissioner under section 4943(c)(7)) to dispose of holdings acquired by gift or bequest, or (3) the lapse of the 10-, 15-, or 20-year first phase holding period? (Use Schedule C, Form 4720, to determine if the foundation had excess business holdings in 2018).	3b		
4a	Did the foundation invest during the year any amount in a manner that would jeopardize its charitable purposes?	4a		No
b	Did the foundation make any investment in a prior year (but after December 31, 1969) that could jeopardize its charitable purpose that had not been removed from jeopardy before the first day of the tax year beginning in 2018?	4b		No

Part VII-B Statements Regarding Activities for Which Form 4720 May Be Required (continued)

		Yes	No
5a	During the year did the foundation pay or incur any amount to		
(1)	Carry on propaganda, or otherwise attempt to influence legislation (section 4945(e))?	<input type="checkbox"/> Yes	<input checked="" type="checkbox"/> No
(2)	Influence the outcome of any specific public election (see section 4955), or to carry on, directly or indirectly, any voter registration drive?	<input type="checkbox"/> Yes	<input checked="" type="checkbox"/> No
(3)	Provide a grant to an individual for travel, study, or other similar purposes?	<input type="checkbox"/> Yes	<input checked="" type="checkbox"/> No
(4)	Provide a grant to an organization other than a charitable, etc., organization described in section 4945(d)(4)(A)? See instructions.	<input type="checkbox"/> Yes	<input checked="" type="checkbox"/> No
(5)	Provide for any purpose other than religious, charitable, scientific, literary, or educational purposes, or for the prevention of cruelty to children or animals?	<input type="checkbox"/> Yes	<input checked="" type="checkbox"/> No
b	If any answer is "Yes" to 5a(1)–(5), did any of the transactions fail to qualify under the exceptions described in Regulations section 53.4945 or in a current notice regarding disaster assistance? See instructions.	5b	
	Organizations relying on a current notice regarding disaster assistance check here.	<input type="checkbox"/>	
c	If the answer is "Yes" to question 5a(4), does the foundation claim exemption from the tax because it maintained expenditure responsibility for the grant? If "Yes," attach the statement required by Regulations section 53.4945–5(d)	<input type="checkbox"/> Yes	<input type="checkbox"/> No
6a	Did the foundation, during the year, receive any funds, directly or indirectly, to pay premiums on a personal benefit contract?	<input type="checkbox"/> Yes	<input checked="" type="checkbox"/> No
b	Did the foundation, during the year, pay premiums, directly or indirectly, on a personal benefit contract? If "Yes" to 6b, file Form 8870	6b	
7a	At any time during the tax year, was the foundation a party to a prohibited tax shelter transaction?	<input type="checkbox"/> Yes	<input checked="" type="checkbox"/> No
b	If yes, did the foundation receive any proceeds or have any net income attributable to the transaction?	7b	
8	Is the foundation subject to the section 4960 tax on payment(s) of more than \$1,000,000 in remuneration or excess parachute payment during the year?	<input type="checkbox"/> Yes	<input checked="" type="checkbox"/> No

Part VIII Information About Officers, Directors, Trustees, Foundation Managers, Highly Paid Employees, and Contractors

1 List all officers, directors, trustees, foundation managers and their compensation. See instructions				
(a) Name and address	(b) Title, and average hours per week devoted to position	(c) Compensation (If not paid, enter -0-)	(d) Contributions to employee benefit plans and deferred compensation	(e) Expense account, other allowances
See Additional Data Table				
2 Compensation of five highest-paid employees (other than those included on line 1—see instructions). If none, enter "NONE."				
(a) Name and address of each employee paid more than \$50,000	(b) Title, and average hours per week devoted to position	(c) Compensation	(d) Contributions to employee benefit plans and deferred compensation	(e) Expense account, other allowances
NONE				
Total number of other employees paid over \$50,000.				0

Part VIII Information About Officers, Directors, Trustees, Foundation Managers, Highly Paid Employees, and Contractors (continued)
3 Five highest-paid independent contractors for professional services (see instructions). If none, enter "NONE".

(a) Name and address of each person paid more than \$50,000	(b) Type of service	(c) Compensation
NONE		
Total number of others receiving over \$50,000 for professional services. ►		0

Part IX-A Summary of Direct Charitable Activities

List the foundation's four largest direct charitable activities during the tax year. Include relevant statistical information such as the number of organizations and other beneficiaries served, conferences convened, research papers produced, etc.

	Expenses
1	
2	
3	
4	

Part IX-B Summary of Program-Related Investments (see instructions)

Describe the two largest program-related investments made by the foundation during the tax year on lines 1 and 2	Amount
1	
2	
All other program-related investments. See instructions.	
3	
Total. Add lines 1 through 3 ►	

Part X Minimum Investment Return (All domestic foundations must complete this part. Foreign foundations, see instructions.)

1	Fair market value of assets not used (or held for use) directly in carrying out charitable, etc., purposes		
a	Average monthly fair market value of securities.	1a	8,428,102
b	Average of monthly cash balances.	1b	371,410
c	Fair market value of all other assets (see instructions).	1c	0
d	Total (add lines 1a, b, and c).	1d	8,799,512
e	Reduction claimed for blockage or other factors reported on lines 1a and 1c (attach detailed explanation).	1e	0
2	Acquisition indebtedness applicable to line 1 assets.	2	0
3	Subtract line 2 from line 1d.	3	8,799,512
4	Cash deemed held for charitable activities. Enter 1 1/2% of line 3 (for greater amount, see instructions).	4	131,993
5	Net value of noncharitable-use assets. Subtract line 4 from line 3. Enter here and on Part V, line 4.	5	8,667,519
6	Minimum investment return. Enter 5% of line 5.	6	433,376

Part XI Distributable Amount (see instructions) (Section 4942(j)(3) and (j)(5) private operating foundations and certain foreign organizations check here ☐ and do not complete this part.)

1	Minimum investment return from Part X, line 6.	1	433,376
2a	Tax on investment income for 2018 from Part VI, line 5.	2a	5,587
b	Income tax for 2018 (This does not include the tax from Part VI).	2b	
c	Add lines 2a and 2b.	2c	5,587
3	Distributable amount before adjustments. Subtract line 2c from line 1.	3	427,789
4	Recoveries of amounts treated as qualifying distributions.	4	0
5	Add lines 3 and 4.	5	427,789
6	Deduction from distributable amount (see instructions).	6	0
7	Distributable amount as adjusted. Subtract line 6 from line 5. Enter here and on Part XIII, line 1.	7	427,789

Part XII Qualifying Distributions (see instructions)

1	Amounts paid (including administrative expenses) to accomplish charitable, etc., purposes		
a	Expenses, contributions, gifts, etc.—total from Part I, column (d), line 26.	1a	389,585
b	Program-related investments—total from Part IX-B.	1b	0
2	Amounts paid to acquire assets used (or held for use) directly in carrying out charitable, etc., purposes.	2	0
3	Amounts set aside for specific charitable projects that satisfy the		
a	Suitability test (prior IRS approval required).	3a	0
b	Cash distribution test (attach the required schedule).	3b	0
4	Qualifying distributions. Add lines 1a through 3b. Enter here and on Part V, line 8, and Part XIII, line 4.	4	389,585
5	Foundations that qualify under section 4940(e) for the reduced rate of tax on net investment income. Enter 1% of Part I, line 27b. See instructions.	5	0
6	Adjusted qualifying distributions. Subtract line 5 from line 4.	6	389,585

Note: The amount on line 6 will be used in Part V, column (b), in subsequent years when calculating whether the foundation qualifies for the section 4940(e) reduction of tax in those years.

Part XIII Undistributed Income (see instructions)

	(a) Corpus	(b) Years prior to 2017	(c) 2017	(d) 2018
1 Distributable amount for 2018 from Part XI, line 7				427,789
2 Undistributed income, if any, as of the end of 2018				
a Enter amount for 2017 only.			311,413	
b Total for prior years 20____, 20____, 20____		0		
3 Excess distributions carryover, if any, to 2018				
a From 2013.	0			
b From 2014.	0			
c From 2015.	0			
d From 2016.	0			
e From 2017.	0			
f Total of lines 3a through e.	0			
4 Qualifying distributions for 2018 from Part XII, line 4 ▶ \$ 389,585				
a Applied to 2017, but not more than line 2a			311,413	
b Applied to undistributed income of prior years (Election required—see instructions).		0		
c Treated as distributions out of corpus (Election required—see instructions).	0			
d Applied to 2018 distributable amount.				78,172
e Remaining amount distributed out of corpus	0			
5 Excess distributions carryover applied to 2018 (If an amount appears in column (d), the same amount must be shown in column (a))	0			0
6 Enter the net total of each column as indicated below:				
a Corpus Add lines 3f, 4c, and 4e Subtract line 5	0			
b Prior years' undistributed income Subtract line 4b from line 2b		0		
c Enter the amount of prior years' undistributed income for which a notice of deficiency has been issued, or on which the section 4942(a) tax has been previously assessed.		0		
d Subtract line 6c from line 6b Taxable amount—see instructions		0		
e Undistributed income for 2017 Subtract line 4a from line 2a Taxable amount—see instructions			0	
f Undistributed income for 2018 Subtract lines 4d and 5 from line 1 This amount must be distributed in 2019				349,617
7 Amounts treated as distributions out of corpus to satisfy requirements imposed by section 170(b)(1)(F) or 4942(g)(3) (Election may be required - see instructions).	0			
8 Excess distributions carryover from 2013 not applied on line 5 or line 7 (see instructions).	0			
9 Excess distributions carryover to 2019. Subtract lines 7 and 8 from line 6a	0			
10 Analysis of line 9				
a Excess from 2014.	0			
b Excess from 2015.	0			
c Excess from 2016.	0			
d Excess from 2017.	0			
e Excess from 2018.	0			

Part XIV Private Operating Foundations (see instructions and Part VII-A, question 9)

1a If the foundation has received a ruling or determination letter that it is a private operating foundation, and the ruling is effective for 2018, enter the date of the ruling. ▶

b Check box to indicate whether the organization is a private operating foundation described in section ☐ 4942(j)(3) or ☐ 4942(j)(5)

2a Enter the lesser of the adjusted net income from Part I or the minimum investment return from Part X for each year listed

	Tax year	Prior 3 years			(e) Total
	(a) 2018	(b) 2017	(c) 2016	(d) 2015	
b 85% of line 2a					
c Qualifying distributions from Part XII, line 4 for each year listed					
d Amounts included in line 2c not used directly for active conduct of exempt activities					
e Qualifying distributions made directly for active conduct of exempt activities. Subtract line 2d from line 2c					
3 Complete 3a, b, or c for the alternative test relied upon					
a "Assets" alternative test—enter					
(1) Value of all assets					
(2) Value of assets qualifying under section 4942(j)(3)(B)(i)					
b "Endowment" alternative test— enter 2/3 of minimum investment return shown in Part X, line 6 for each year listed.					
c "Support" alternative test—enter					
(1) Total support other than gross investment income (interest, dividends, rents, payments on securities loans (section 512(a)(5)), or royalties)					
(2) Support from general public and 5 or more exempt organizations as provided in section 4942(j)(3)(B)(iii).					
(3) Largest amount of support from an exempt organization					
(4) Gross investment income					

Part XV Supplementary Information (Complete this part only if the foundation had \$5,000 or more in assets at any time during the year—see instructions.)

1 Information Regarding Foundation Managers:

a List any managers of the foundation who have contributed more than 2% of the total contributions received by the foundation before the close of any tax year (but only if they have contributed more than \$5,000) (See section 507(d)(2))

b List any managers of the foundation who own 10% or more of the stock of a corporation (or an equally large portion of the ownership of a partnership or other entity) of which the foundation has a 10% or greater interest

2 Information Regarding Contribution, Grant, Gift, Loan, Scholarship, etc., Programs:

Check here ☐ if the foundation only makes contributions to preselected charitable organizations and does not accept unsolicited requests for funds. If the foundation makes gifts, grants, etc. to individuals or organizations under other conditions, complete items 2a, b, c, and d. See instructions.

a The name, address, and telephone number or e-mail address of the person to whom applications should be addressed

PEYTON SAMUEL HEAD FAMILY TRUST
1 WEST 4TH ST D4000-062
WINSTONSALEM, NC 27101
(855) 739-2922

b The form in which applications should be submitted and information and materials they should include

APPLICATION FORM AVAILABLE UPON REQUEST

c Any submission deadlines

NONE

d Any restrictions or limitations on awards, such as by geographical areas, charitable fields, kinds of institutions, or other factors

501(C)(3) ORGANIZATIONS BENEFITTING RESIDENTS OF OLDHAM COUNTY, KY

Part XV **Supplementary Information** (continued)**3 Grants and Contributions Paid During the Year or Approved for Future Payment**

Recipient	If recipient is an individual, show any relationship to any foundation manager or substantial contributor	Foundation status of recipient	Purpose of grant or contribution	Amount
Name and address (home or business)				
a <i>Paid during the year</i> See Additional Data Table				
Total			▶ 3a	
b <i>Approved for future payment</i>				
Total			▶ 3b	

Enter gross amounts unless otherwise indicated

Enter gross amounts unless otherwise indicated	Unrelated business income		Excluded by section 512, 513, or 514		(e) Related or exempt function income (See instructions)
	(a) Business code	(b) Amount	(c) Exclusion code	(d) Amount	
1 Program service revenue					
a _____					
b _____					
c _____					
d _____					
e _____					
f _____					
g Fees and contracts from government agencies					
2 Membership dues and assessments. . . .					
3 Interest on savings and temporary cash investments			14	5,710	
4 Dividends and interest from securities. . . .			14	166,606	
5 Net rental income or (loss) from real estate					
a Debt-financed property.					
b Not debt-financed property.			16	25,386	
6 Net rental income or (loss) from personal property					
7 Other investment income.					
8 Gain or (loss) from sales of assets other than inventory			18	119,077	
9 Net income or (loss) from special events					
10 Gross profit or (loss) from sales of inventory					
11 Other revenue					
a PARTNERSHIP RECEIP _____			1	13	
b NET ROYALTY INCOME _____			14	10,763	
c _____					
d _____					
e _____					
12 Subtotal. Add columns (b), (d), and (e).				327,555	
13 Total. Add line 12, columns (b), (d), and (e).			13		327,555

Part XVI-B Relationship of Activities to the Accomplishment of Exempt Purposes[illegible]

Information Regarding Transfers To and Transactions and Relationships With Noncharitable Exempt Organizations

	Yes	No
--	------------	-----------

--	--	--

1a(1)	No
--------------	-----------

1a(2)		No
--------------	--	-----------

--	--	--

1b(1)	No
--------------	-----------

1b(2)		No
--------------	--	-----------

1b(3)		No
--------------	--	-----------

1b(4)		No
--------------	--	-----------

1b(5)		No
--------------	--	-----------

1b(6)		No
--------------	--	-----------

1c		No
-----------	--	-----------

value
ue[illegible]

described in section 501(c) (other than section 501(c)(3)) or in section 527? ☐ Yes ☒ No

b If "Yes," complete the following schedule

(a) Name of organization	(b) Type of organization	(c) Description of relationship

**Sign
Here**

Under penalties of perjury, I declare that I have examined this return, including accompanying schedules and statements, and to the best of my knowledge and belief, it is true, correct, and complete. Declaration of preparer (other than taxpayer) is based on all information of which preparer has any knowledge.

* * * * *

2019-05-06

* * * * *

May the IRS discuss this return with the preparer shown below

(see instr)? ☐ Yes ☐ No

Signature of officer or trustee

Date _____

Title

**Paid
Preparer
Use Only**

Paid Preparer Use Only	Print/Type preparer's name	Preparer's Signature	Date	Check if self-employed ► <input type="checkbox"/>	PTIN
	Firm's name ►				Firm's EIN ►
	Firm's address ►				Phone no

Form 990PF Part IV - Capital Gains and Losses for Tax on Investment Income - Columns a - d			
List and describe the kind(s) of property sold (e g , real estate, (a) 2-story brick warehouse, or common stock, 200 shs MLC Co)	(b) How acquired P—Purchase D—Donation	(c) Date acquired (mo , day, yr)	(d) Date sold (mo , day, yr)
1 193 ABB LTD - ADR		2018-01-24	2018-02-27
1 561 ACCO BRANDS CORP		2017-03-27	2018-11-13
282 ACCO BRANDS CORP		2018-03-02	2018-11-13
1 ABBVIE INC		2017-10-18	2018-01-04
3 ABBVIE INC		2017-10-18	2018-01-30
4 ABBVIE INC		2017-10-19	2018-01-31
5 ABBVIE INC		2017-10-20	2018-01-31
9 ABBVIE INC		2017-10-24	2018-02-14
9 ABBVIE INC		2017-10-24	2018-02-14
8 ABBVIE INC		2017-09-28	2018-03-22

Form 990PF Part IV - Capital Gains and Losses for Tax on Investment Income - Columns e - h

(e) Gross sales price	Depreciation allowed (f) (or allowable)	Cost or other basis (g) plus expense of sale	Gain or (loss) (h) (e) plus (f) minus (g)
4,802		5,335	-533
4,639		7,348	-2,709
2,332		3,502	-1,170
99		96	3
355		288	67
448		384	64
565		478	87
1,011		843	168
1,018		823	195
797		719	78

Form 990PF Part IV - Capital Gains and Losses for Tax on Investment Income - Columns i - l

Complete only for assets showing gain in column (h) and owned by the foundation on 12/31/69			(I) Gains (Col (h) gain minus col (k), but not less than -0-) or Losses (from col (h))
(i) F M V as of 12/31/69	Adjusted basis (j) as of 12/31/69	Excess of col (i) (k) over col (j), if any	
			-533
			-2,709
			-1,170
			3
			67
			64
			87
			168
			195
			78

Form 990PF Part IV - Capital Gains and Losses for Tax on Investment Income - Columns a - d			
List and describe the kind(s) of property sold (e g , real estate, (a) 2-story brick warehouse, or common stock, 200 shs MLC Co)	(b) How acquired P—Purchase D—Donation	(c) Date acquired (mo , day, yr)	(d) Date sold (mo , day, yr)
7 ABBVIE INC		2017-10-03	2018-05-15
1 5 ABBVIE INC		2017-10-03	2018-05-16
4 ABBVIE INC		2017-09-29	2018-05-16
13 ABBVIE INC		2017-09-29	2018-05-18
12 ABBVIE INC		2017-09-19	2018-05-18
296 ABN AMRO GROUP NV-UNSP ADR		2017-12-29	2018-02-27
1 ACTIVISION BLIZZARD INC		2017-04-26	2018-01-04
6 ACTIVISION BLIZZARD INC		2018-07-13	2018-10-29
6 ACTIVISION BLIZZARD INC		2018-07-13	2018-10-30
4 ADIDAS-AG ADR		2016-07-14	2018-01-03

Form 990PF Part IV - Capital Gains and Losses for Tax on Investment Income - Columns e - h

(e) Gross sales price	(f) Depreciation allowed (or allowable)	(g) Cost or other basis plus expense of sale	(h) Gain or (loss) (e) plus (f) minus (g)
735		627	108
524		446	78
417		356	61
1,379		1,123	256
1,277		1,024	253
4,606		4,608	-2
65		51	14
388		485	-97
395		475	-80
402		289	113

Form 990PF Part IV - Capital Gains and Losses for Tax on Investment Income - Columns i - l

Complete only for assets showing gain in column (h) and owned by the foundation on 12/31/69			(l) Gains (Col (h) gain minus col (k), but not less than -0-) or Losses (from col (h))
(i) F M V as of 12/31/69	(j) Adjusted basis as of 12/31/69	(k) Excess of col (i) over col (j), if any	
			108
			78
			61
			256
			253
			-2
			14
			-97
			-80
			113

Form 990PF Part IV - Capital Gains and Losses for Tax on Investment Income - Columns a - d			
List and describe the kind(s) of property sold (e g , real estate, (a) 2-story brick warehouse, or common stock, 200 shs MLC Co)	(b) How acquired P—Purchase D—Donation	(c) Date acquired (mo , day, yr)	(d) Date sold (mo , day, yr)
3 ADIDAS-AG ADR		2016-07-14	2018-01-03
1 1 ADOBE SYS INC		2016-09-08	2018-01-04
7 ADOBE SYS INC		2016-09-08	2018-01-23
2 ADOBE SYS INC		2016-05-16	2018-06-27
1 ADOBE SYS INC		2016-05-16	2018-06-28
4 ADOBE SYS INC		2016-05-16	2018-09-05
6 ADOBE SYS INC		2018-10-25	2018-12-17
1 ADOBE SYS INC		2016-05-16	2018-12-17
56 ADVANCED ENERGY INDS INC		2018-03-02	2018-11-13
111 ADVANCED ENERGY INDS INC		2016-09-23	2018-11-13

Form 990PF Part IV - Capital Gains and Losses for Tax on Investment Income - Columns e - h

(e) Gross sales price	Depreciation allowed (f) (or allowable)	Cost or other basis (g) plus expense of sale	Gain or (loss) (h) (e) plus (f) minus (g)
302		216	86
184		102	82
1,404		710	694
479		193	286
240		96	144
1,032		385	647
1,364		1,492	-128
227		96	131
2,349		3,765	-1,416
4,655		5,139	-484

Form 990PF Part IV - Capital Gains and Losses for Tax on Investment Income - Columns i - l

Complete only for assets showing gain in column (h) and owned by the foundation on 12/31/69			(I) Gains (Col (h) gain minus col (k), but not less than -0-) or Losses (from col (h))
(i) F M V as of 12/31/69	Adjusted basis (j) as of 12/31/69	Excess of col (i) (k) over col (j), if any	
			86
			82
			694
			286
			144
			647
			-128
			131
			-1,416
			-484

Form 990PF Part IV - Capital Gains and Losses for Tax on Investment Income - Columns a - d			
List and describe the kind(s) of property sold (e g , real estate, (a) 2-story brick warehouse, or common stock, 200 shs MLC Co)	(b) How acquired P—Purchase D—Donation	(c) Date acquired (mo , day, yr)	(d) Date sold (mo , day, yr)
86 AFFILIATED MANAGERS GROUP, INC COM		2017-03-27	2018-04-09
1 21 AIR PRODS & CHEMS INC COM		2018-03-02	2018-07-26
5 AIR PRODS & CHEMS INC COM		2017-07-27	2018-08-17
4 AIR PRODS & CHEMS INC COM		2018-03-02	2018-08-17
9 AIR PRODS & CHEMS INC COM		2017-07-27	2018-08-29
1 ALBEMARLE CORP COM		2017-05-12	2018-01-04
3 ALBEMARLE CORP COM		2017-07-05	2018-01-22
2 ALBEMARLE CORP COM		2017-07-05	2018-01-22
4 ALBEMARLE CORP COM		2017-07-06	2018-04-10
1 ALBEMARLE CORP COM		2017-03-27	2018-04-10

Form 990PF Part IV - Capital Gains and Losses for Tax on Investment Income - Columns e - h

(e) Gross sales price	Depreciation allowed (f) (or allowable)	Cost or other basis (g) plus expense of sale	Gain or (loss) (h) (e) plus (f) minus (g)
15,275		13,646	1,629
3,409		3,357	52
831		717	114
665		638	27
1,515		1,289	226
132		110	22
342		327	15
228		216	12
372		431	-59
93		104	-11

Form 990PF Part IV - Capital Gains and Losses for Tax on Investment Income - Columns i - l

Complete only for assets showing gain in column (h) and owned by the foundation on 12/31/69			(I) Gains (Col (h) gain minus col (k), but not less than -0-) or Losses (from col (h))
(i) F M V as of 12/31/69	Adjusted basis (j) as of 12/31/69	Excess of col (i) (k) over col (j), if any	
			1,629
			52
			114
			27
			226
			22
			15
			12
			-59
			-11

Form 990PF Part IV - Capital Gains and Losses for Tax on Investment Income - Columns a - d			
List and describe the kind(s) of property sold (e g , real estate, (a) 2-story brick warehouse, or common stock, 200 shs MLC Co)	(b) How acquired P—Purchase D—Donation	(c) Date acquired (mo , day, yr)	(d) Date sold (mo , day, yr)
5 ALBEMARLE CORP COM		2017-03-27	2018-04-10
1 1 ALEXANDRIA REAL ESTATE EQUITIES		2018-01-19	2018-02-22
17 ALEXANDRIA REAL ESTATE EQUITIES		2018-06-19	2018-07-10
3 ALEXION PHARMACEUTICALS INC		2017-09-01	2018-05-30
2 ALEXION PHARMACEUTICALS INC		2017-08-31	2018-05-30
13 ALEXION PHARMACEUTICALS INC		2017-08-31	2018-12-21
2 ALIBABA GROUP HOLDING LTD ADR		2016-09-13	2018-01-04
1 ALIBABA GROUP HOLDING LTD ADR		2017-03-16	2018-01-04
5 ALIBABA GROUP HOLDING LTD ADR		2016-09-13	2018-08-14
6 ALIBABA GROUP HOLDING LTD ADR		2016-09-13	2018-08-14

Form 990PF Part IV - Capital Gains and Losses for Tax on Investment Income - Columns e - h

(e) Gross sales price	(f) Depreciation allowed (or allowable)	(g) Cost or other basis plus expense of sale	(h) Gain or (loss) (e) plus (f) minus (g)
464		482	-18
120		126	-6
2,165		2,145	20
348		428	-80
233		284	-51
1,268		1,805	-537
372		199	173
186		105	81
862		497	365
1,034		591	443

Form 990PF Part IV - Capital Gains and Losses for Tax on Investment Income - Columns i - l

Complete only for assets showing gain in column (h) and owned by the foundation on 12/31/69			(I) Gains (Col (h) gain minus col (k), but not less than -0-) or Losses (from col (h))
(i) F M V as of 12/31/69	(j) Adjusted basis as of 12/31/69	(k) Excess of col (i) over col (j), if any	
			-18
			-6
			20
			-80
			-51
			-537
			173
			81
			365
			443

Form 990PF Part IV - Capital Gains and Losses for Tax on Investment Income - Columns a - d			
List and describe the kind(s) of property sold (e g , real estate, (a) 2-story brick warehouse, or common stock, 200 shs MLC Co)	(b) How acquired P—Purchase D—Donation	(c) Date acquired (mo , day, yr)	(d) Date sold (mo , day, yr)
8 ALIBABA GROUP HOLDING LTD ADR		2016-08-31	2018-10-11
1 6 ALIBABA GROUP HOLDING LTD ADR		2018-09-12	2018-10-11
1 ALPHABET INC CL C		2016-08-31	2018-03-22
1 ALPHABET INC CL C		2018-08-15	2018-10-18
1 ALPHABET INC CL A		2016-08-31	2018-01-04
1 AMAZON COM INC COM		2016-05-16	2018-01-17
1 AMAZON COM INC COM		2018-02-15	2018-06-27
2 AMERICAN HOMES 4 RENT		2017-11-16	2018-02-22
2 AMERICAN TOWER CORP		2016-08-08	2018-02-22
2 AMERICAN TOWER CORP		2018-04-10	2018-04-12

Form 990PF Part IV - Capital Gains and Losses for Tax on Investment Income - Columns e - h

(e) Gross sales price	Depreciation allowed (f) (or allowable)	Cost or other basis (g) plus expense of sale	Gain or (loss) (h) (e) plus (f) minus (g)
1,114		775	339
836		943	-107
1,072		769	303
1,096		1,222	-126
1,097		791	306
1,300		702	598
1,669		1,458	211
39		44	-5
280		232	48
276		275	1

Form 990PF Part IV - Capital Gains and Losses for Tax on Investment Income - Columns i - l

Complete only for assets showing gain in column (h) and owned by the foundation on 12/31/69			(l) Gains (Col (h) gain minus col (k), but not less than -0-) or Losses (from col (h))
(i) F M V as of 12/31/69	Adjusted basis (j) as of 12/31/69	Excess of col (i) (k) over col (j), if any	
			339
			-107
			303
			-126
			306
			598
			211
			-5
			48
			1

Form 990PF Part IV - Capital Gains and Losses for Tax on Investment Income - Columns a - d			
List and describe the kind(s) of property sold (e g , real estate, (a) 2-story brick warehouse, or common stock, 200 shs MLC Co)	(b) How acquired P—Purchase D—Donation	(c) Date acquired (mo , day, yr)	(d) Date sold (mo , day, yr)
1 AMERICAN TOWER CORP		2018-04-10	2018-04-12
1 2 AMERICAN TOWER CORP		2018-04-10	2018-04-12
1 AMERICAN TOWER CORP		2018-04-10	2018-04-12
9 AMERICAN TOWER CORP		2016-08-08	2018-04-19
4 AMERICAN TOWER CORP		2018-05-16	2018-07-23
12 AMERICAN TOWER CORP		2016-12-21	2018-07-23
8 AMERICAN TOWER CORP		2016-12-21	2018-11-15
56 AMERIPRISE FINL INC		2016-08-30	2018-01-24
18 AMERIPRISE FINL INC		2018-08-08	2018-12-21
59 AMERIPRISE FINL INC		2017-03-27	2018-12-21

Form 990PF Part IV - Capital Gains and Losses for Tax on Investment Income - Columns e - h

(e) Gross sales price	Depreciation allowed (f) (or allowable)	Cost or other basis (g) plus expense of sale	Gain or (loss) (h) (e) plus (f) minus (g)
138		138	
278		275	3
139		138	1
1,240		1,045	195
561		547	14
1,683		1,360	323
1,293		855	438
10,071		5,438	4,633
1,817		2,547	-730
5,955		5,776	179

Form 990PF Part IV - Capital Gains and Losses for Tax on Investment Income - Columns i - l

Complete only for assets showing gain in column (h) and owned by the foundation on 12/31/69			(I) Gains (Col (h) gain minus col (k), but not less than -0-) or Losses (from col (h))
(i) F M V as of 12/31/69	Adjusted basis (j) as of 12/31/69	Excess of col (i) (k) over col (j), if any	
			3
			1
			195
			14
			323
			438
			4,633
			-730
			179

Form 990PF Part IV - Capital Gains and Losses for Tax on Investment Income - Columns a - d			
List and describe the kind(s) of property sold (e g , real estate, (a) 2-story brick warehouse, or common stock, 200 shs MLC Co)	(b) How acquired P—Purchase D—Donation	(c) Date acquired (mo , day, yr)	(d) Date sold (mo , day, yr)
10000 AMGEN INC 5 700% 2/01/19		2016-05-17	2018-09-06
1 75 ANHEUSER-BUSCH INBEV SPN ADR		2016-05-18	2018-02-27
7 APARTMENT INVT & MGMT CO CL A		2016-08-08	2018-02-22
2 APPLE INC		2017-02-16	2018-01-04
9 APPLE INC		2017-02-16	2018-01-24
8 APPLE INC		2017-02-16	2018-01-24
1 APPLE INC		2016-10-12	2018-01-24
11 APPLE INC		2016-10-12	2018-01-26
11 APPLE INC		2016-10-14	2018-02-05
7 APPLE INC		2016-10-14	2018-03-08

Form 990PF Part IV - Capital Gains and Losses for Tax on Investment Income - Columns e - h

(e) Gross sales price	(f) Depreciation allowed (or allowable)	(g) Cost or other basis plus expense of sale	(h) Gain or (loss) (e) plus (f) minus (g)
10,117		11,098	-981
7,982		9,151	-1,169
269		321	-52
346		270	76
1,578		1,216	362
1,394		1,081	313
174		118	56
1,882		1,294	588
1,795		1,294	501
1,237		823	414

Form 990PF Part IV - Capital Gains and Losses for Tax on Investment Income - Columns i - l

Complete only for assets showing gain in column (h) and owned by the foundation on 12/31/69			(l) Gains (Col (h) gain minus col (k), but not less than -0-) or Losses (from col (h))
(i) F M V as of 12/31/69	(j) Adjusted basis as of 12/31/69	(k) Excess of col (i) over col (j), if any	
			-981
			-1,169
			-52
			76
			362
			313
			56
			588
			501
			414

Form 990PF Part IV - Capital Gains and Losses for Tax on Investment Income - Columns a - d			
List and describe the kind(s) of property sold (e g , real estate, (a) 2-story brick warehouse, or common stock, 200 shs MLC Co)	(b) How acquired P—Purchase D—Donation	(c) Date acquired (mo , day, yr)	(d) Date sold (mo , day, yr)
9 APPLE INC		2016-10-14	2018-04-02
1 12 APPLE INC		2016-08-31	2018-04-03
4 APPLE INC		2016-08-31	2018-04-20
4 APPLE INC		2016-08-31	2018-04-20
13 APPLE INC		2016-08-30	2018-07-24
4 APPLE INC		2018-08-01	2018-12-10
5 APPLE INC		2018-08-01	2018-12-11
2 APPLE INC		2016-08-31	2018-12-14
5 APPLE INC		2018-08-01	2018-12-14
179 APPFOLIO INC		2017-09-06	2018-11-13

Form 990PF Part IV - Capital Gains and Losses for Tax on Investment Income - Columns e - h

(e) Gross sales price	Depreciation allowed (f) (or allowable)	Cost or other basis (g) plus expense of sale	Gain or (loss) (h) (e) plus (f) minus (g)
1,506		1,013	493
2,005		1,275	730
669		425	244
669		425	244
2,506		1,205	1,301
661		800	-139
841		1,000	-159
334		213	121
836		1,000	-164
10,219		7,783	2,436

Form 990PF Part IV - Capital Gains and Losses for Tax on Investment Income - Columns i - l

Complete only for assets showing gain in column (h) and owned by the foundation on 12/31/69			(I) Gains (Col (h) gain minus col (k), but not less than -0-) or Losses (from col (h))
(i) F M V as of 12/31/69	Adjusted basis (j) as of 12/31/69	Excess of col (i) (k) over col (j), if any	
			493
			730
			244
			244
			1,301
			-139
			-159
			121
			-164
			2,436

Form 990PF Part IV - Capital Gains and Losses for Tax on Investment Income - Columns a - d			
List and describe the kind(s) of property sold (e g , real estate, (a) 2-story brick warehouse, or common stock, 200 shs MLC Co)	(b) How acquired P—Purchase D—Donation	(c) Date acquired (mo , day, yr)	(d) Date sold (mo , day, yr)
85 APPFOLIO INC		2018-03-02	2018-11-13
1 119 APPLIED INDL TECHNOLOGIES INC COM		2017-05-05	2018-11-13
62 APPLIED INDL TECHNOLOGIES INC COM		2018-03-02	2018-11-13
1016 ARCHROCK INC		2018-06-06	2018-11-13
129 ARGAN INC		2017-09-06	2018-09-10
61 ARGAN INC		2018-03-02	2018-09-10
897 ASHFORD HOSPITALITY TRUST		2017-03-27	2018-11-13
423 ASHFORD HOSPITALITY TRUST		2018-03-02	2018-11-13
48 ASHTEAD GROUP PLC-UNSPON ADR		2016-05-18	2018-02-27
19 ASHTEAD GROUP PLC-UNSPON ADR		2016-05-18	2018-09-06

Form 990PF Part IV - Capital Gains and Losses for Tax on Investment Income - Columns e - h

(e) Gross sales price	Depreciation allowed (f) (or allowable)	Cost or other basis (g) plus expense of sale	Gain or (loss) (h) (e) plus (f) minus (g)
4,853		3,411	1,442
7,879		7,619	260
4,105		4,086	19
10,638		11,631	-993
5,392		4,830	562
2,550		2,465	85
4,586		4,297	289
2,162		2,364	-202
5,664		2,704	2,960
2,297		1,070	1,227

Form 990PF Part IV - Capital Gains and Losses for Tax on Investment Income - Columns i - l

Complete only for assets showing gain in column (h) and owned by the foundation on 12/31/69			(l) Gains (Col (h) gain minus col (k), but not less than -0-) or Losses (from col (h))
(i) F M V as of 12/31/69	Adjusted basis (j) as of 12/31/69	Excess of col (i) (k) over col (j), if any	
			1,442
			260
			19
			-993
			562
			85
			289
			-202
			2,960
			1,227

Form 990PF Part IV - Capital Gains and Losses for Tax on Investment Income - Columns a - d			
List and describe the kind(s) of property sold (e g , real estate, (a) 2-story brick warehouse, or common stock, 200 shs MLC Co)	(b) How acquired P—Purchase D—Donation	(c) Date acquired (mo , day, yr)	(d) Date sold (mo , day, yr)
354 ASSA ABLOY AB-UNSP ADR		2016-05-18	2018-02-27
1 603 ASSA ABLOY AB-UNSP ADR		2017-12-22	2018-02-27
22 AUTODESK INC		2018-03-02	2018-08-01
9 AUTODESK INC		2016-05-16	2018-09-17
10 AUTODESK INC		2016-05-16	2018-11-15
10000 BANK OF AMERICA CORP 5 625% 7/01/20		2016-05-17	2018-11-27
67 BAYER AG ADR- RIGHTS DEEMED 7/15/18		2016-12-09	2018-07-02
268 BAYER AG - ADR		2016-12-09	2018-07-30
12000 BERKSHIRE HATHAWAY 5 400% 5/15/18		2016-05-17	2018-05-15
228 BHP BILLITON LIMITED - ADR		2016-08-31	2018-02-27

Form 990PF Part IV - Capital Gains and Losses for Tax on Investment Income - Columns e - h

(e) Gross sales price	Depreciation allowed (f) (or allowable)	Cost or other basis (g) plus expense of sale	Gain or (loss) (h) (e) plus (f) minus (g)
3,958		3,529	429
6,741		6,190	551
2,802		2,535	267
1,325		532	793
1,291		592	699
10,331		11,242	-911
112			112
7,440		6,627	813
12,000		13,032	-1,032
10,910		6,362	4,548

Form 990PF Part IV - Capital Gains and Losses for Tax on Investment Income - Columns i - l

Complete only for assets showing gain in column (h) and owned by the foundation on 12/31/69			(I) Gains (Col (h) gain minus col (k), but not less than -0-) or Losses (from col (h))
(i) F M V as of 12/31/69	Adjusted basis (j) as of 12/31/69	Excess of col (i) (k) over col (j), if any	
			429
			551
			267
			793
			699
			-911
			112
			813
			-1,032
			4,548

Form 990PF Part IV - Capital Gains and Losses for Tax on Investment Income - Columns a - d

List and describe the kind(s) of property sold (e g , real estate, (a) 2-story brick warehouse, or common stock, 200 shs MLC Co)		(b) How acquired P—Purchase D—Donation	(c) Date acquired (mo , day, yr)	(d) Date sold (mo , day, yr)
158 BIG LOTS INC			2017-10-17	2018-11-13
1 76 BIG LOTS INC			2018-03-02	2018-11-13
1 BIOMARIN PHARMACEUTICAL INC			2017-04-10	2018-01-04
290 BIOTELEMETRY INC			2016-08-31	2018-03-16
141 BIOTELEMETRY INC			2018-03-02	2018-03-16
11 BOEING CO			2016-08-30	2018-01-24
1 BOOKING HOLDINGS INC			2016-06-06	2018-08-10
3 BOOKING HOLDINGS INC			2016-05-16	2018-08-17
14 BOSTON PROPERTIES INC COM			2016-03-15	2018-01-31
2 BRISTOL MYERS SQUIBB CO			2016-05-28	2018-01-04

Form 990PF Part IV - Capital Gains and Losses for Tax on Investment Income - Columns e - h

(e) Gross sales price	(f) Depreciation allowed (or allowable)	(g) Cost or other basis plus expense of sale	(h) Gain or (loss) (e) plus (f) minus (g)
6,848		8,137	-1,289
3,294		4,164	-870
91		89	2
9,734		3,901	5,833
4,733		4,322	411
3,690		1,451	2,239
1,899		1,346	553
5,488		3,837	1,651
1,704		1,721	-17
123		142	-19

Form 990PF Part IV - Capital Gains and Losses for Tax on Investment Income - Columns i - l

Complete only for assets showing gain in column (h) and owned by the foundation on 12/31/69			(I) Gains (Col (h) gain minus col (k), but not less than -0-) or Losses (from col (h))
(i) F M V as of 12/31/69	(j) Adjusted basis as of 12/31/69	(k) Excess of col (i) over col (j), if any	
			-1,289
			-870
			2
			5,833
			411
			2,239
			553
			1,651
			-17
			-19

Form 990PF Part IV - Capital Gains and Losses for Tax on Investment Income - Columns a - d			
List and describe the kind(s) of property sold (e g , real estate, (a) 2-story brick warehouse, or common stock, 200 shs MLC Co)	(b) How acquired P—Purchase D—Donation	(c) Date acquired (mo , day, yr)	(d) Date sold (mo , day, yr)
13 BRISTOL MYERS SQUIBB CO		2016-05-28	2018-01-31
1 31 BRISTOL MYERS SQUIBB CO		2016-06-12	2018-04-17
8 BRISTOL MYERS SQUIBB CO		2016-04-18	2018-04-18
5 BRISTOL MYERS SQUIBB CO		2018-02-16	2018-04-18
2 BRISTOL MYERS SQUIBB CO		2018-02-16	2018-04-18
11 BRISTOL MYERS SQUIBB CO		2016-06-08	2018-04-18
8 BRISTOL MYERS SQUIBB CO		2016-06-08	2018-04-20
6 BRISTOL MYERS SQUIBB CO		2016-06-08	2018-04-20
2 BRISTOL MYERS SQUIBB CO		2018-02-15	2018-04-20
16 BRISTOL MYERS SQUIBB CO		2017-03-16	2018-04-23

Form 990PF Part IV - Capital Gains and Losses for Tax on Investment Income - Columns e - h

(e) Gross sales price	(f) Depreciation allowed (or allowable)	(g) Cost or other basis plus expense of sale	(h) Gain or (loss) (e) plus (f) minus (g)
810		921	-111
1,623		2,229	-606
418		562	-144
262		346	-84
105		138	-33
576		760	-184
410		547	-137
307		410	-103
102		136	-34
815		918	-103

Form 990PF Part IV - Capital Gains and Losses for Tax on Investment Income - Columns i - l

Complete only for assets showing gain in column (h) and owned by the foundation on 12/31/69			(l) Gains (Col (h) gain minus col (k), but not less than -0-) or Losses (from col (h))
(i) F M V as of 12/31/69	(j) Adjusted basis as of 12/31/69	(k) Excess of col (i) over col (j), if any	
			-111
			-606
			-144
			-84
			-33
			-184
			-137
			-103
			-34
			-103

Form 990PF Part IV - Capital Gains and Losses for Tax on Investment Income - Columns a - d			
List and describe the kind(s) of property sold (e g , real estate, (a) 2-story brick warehouse, or common stock, 200 shs MLC Co)	(b) How acquired P—Purchase D—Donation	(c) Date acquired (mo , day, yr)	(d) Date sold (mo , day, yr)
1 BRISTOL MYERS SQUIBB CO		2017-03-16	2018-10-19
1 22 BRISTOL MYERS SQUIBB CO		2018-09-27	2018-10-19
21 BRISTOL MYERS SQUIBB CO		2017-03-16	2018-10-22
18 BRISTOL MYERS SQUIBB CO		2018-07-12	2018-10-23
8 BRISTOL MYERS SQUIBB CO		2016-12-12	2018-10-23
18 BRISTOL MYERS SQUIBB CO		2017-03-27	2018-10-25
19 BRISTOL MYERS SQUIBB CO		2017-07-26	2018-10-25
187 BRITISH AMERICAN TOBACCO P L C - ADR		2016-05-18	2018-02-27
184 BRITISH AMERICAN TOBACCO P L C - ADR		2016-05-18	2018-11-20
188 BRITISH AMERICAN TOBACCO P L C - ADR		2016-05-18	2018-11-28

Form 990PF Part IV - Capital Gains and Losses for Tax on Investment Income - Columns e - h

(e) Gross sales price	Depreciation allowed (f) (or allowable)	Cost or other basis (g) plus expense of sale	Gain or (loss) (h) (e) plus (f) minus (g)
55		57	-2
1,209		1,332	-123
1,077		1,194	-117
903		1,018	-115
401		452	-51
876		1,014	-138
947		1,059	-112
11,379		11,324	55
6,427		11,142	-4,715
6,584		11,384	-4,800

Form 990PF Part IV - Capital Gains and Losses for Tax on Investment Income - Columns i - l

Complete only for assets showing gain in column (h) and owned by the foundation on 12/31/69			(I) Gains (Col (h) gain minus col (k), but not less than -0-) or Losses (from col (h))
(i) F M V as of 12/31/69	Adjusted basis (j) as of 12/31/69	Excess of col (i) (k) over col (j), if any	
			-2
			-123
			-117
			-115
			-51
			-138
			-112
			55
			-4,715
			-4,800

Form 990PF Part IV - Capital Gains and Losses for Tax on Investment Income - Columns a - d			
List and describe the kind(s) of property sold (e g , real estate, (a) 2-story brick warehouse, or common stock, 200 shs MLC Co)	(b) How acquired P—Purchase D—Donation	(c) Date acquired (mo , day, yr)	(d) Date sold (mo , day, yr)
9 BROADCOM INC		2018-01-31	2018-07-17
1 1 BROADCOM INC		2017-07-05	2018-08-03
2 BROADCOM INC		2018-05-25	2018-08-03
4 BROADCOM INC		2017-03-09	2018-08-22
3 BROADCOM INC		2017-03-09	2018-08-22
47 BROOKFIELD ASSET MANAGE-CL A		2018-05-10	2018-09-17
22 BROOKFIELD ASSET MANAGE-CL A		2018-02-05	2018-10-05
43 BROOKFIELD ASSET MANAGE-CL A		2018-03-02	2018-11-15
42 488 BROOKFIELD PROPERTY REIT INC		2018-08-31	2018-08-31
145 BROOKS AUTOMATION INC		2018-03-02	2018-09-10

Form 990PF Part IV - Capital Gains and Losses for Tax on Investment Income - Columns e - h

(e) Gross sales price	Depreciation allowed (f) (or allowable)	Cost or other basis (g) plus expense of sale	Gain or (loss) (h) (e) plus (f) minus (g)
1,858		2,397	-539
215		232	-17
430		496	-66
839		888	-49
629		664	-35
2,000		1,926	74
960		869	91
1,871		1,660	211
860		883	-23
5,182		3,753	1,429

Form 990PF Part IV - Capital Gains and Losses for Tax on Investment Income - Columns i - l

Complete only for assets showing gain in column (h) and owned by the foundation on 12/31/69			(I) Gains (Col (h) gain minus col (k), but not less than -0-) or Losses (from col (h))
(i) F M V as of 12/31/69	Adjusted basis (j) as of 12/31/69	Excess of col (i) (k) over col (j), if any	
			-539
			-17
			-66
			-49
			-35
			74
			91
			211
			-23
			1,429

Form 990PF Part IV - Capital Gains and Losses for Tax on Investment Income - Columns a - d			
List and describe the kind(s) of property sold (e g , real estate, (a) 2-story brick warehouse, or common stock, 200 shs MLC Co)	(b) How acquired P—Purchase D—Donation	(c) Date acquired (mo , day, yr)	(d) Date sold (mo , day, yr)
352 BROOKS AUTOMATION INC		2017-07-05	2018-11-13
1 27 BROOKS AUTOMATION INC		2017-12-15	2018-11-13
75 BROWN FORMAN CORP CL B		2018-03-06	2018-03-16
18 BROWN FORMAN CORP CL B		2018-03-06	2018-04-02
458 C&J ENERGY SERVICES INC		2018-03-16	2018-11-13
65 CANADIAN NATL RR CO COM		2016-07-18	2018-02-27
82 CARLSBERG AS-B-SPON ADR		2017-08-24	2018-02-27
276 CARLSBERG AS-B-SPON ADR		2016-05-18	2018-02-27
179 CARLSBERG AS-B-SPON ADR		2016-05-18	2018-05-18
275 CATALENT INC		2018-03-16	2018-11-13

Form 990PF Part IV - Capital Gains and Losses for Tax on Investment Income - Columns e - h

(e) Gross sales price	Depreciation allowed (f) (or allowable)	Cost or other basis (g) plus expense of sale	Gain or (loss) (h) (e) plus (f) minus (g)
10,208		7,866	2,342
783		655	128
41		42	-1
953		894	59
8,358		11,821	-3,463
5,162		4,073	1,089
2,011		1,874	137
6,770		5,250	1,520
3,979		3,405	574
10,411		11,517	-1,106

Form 990PF Part IV - Capital Gains and Losses for Tax on Investment Income - Columns i - l

Complete only for assets showing gain in column (h) and owned by the foundation on 12/31/69			(I) Gains (Col (h) gain minus col (k), but not less than -0-) or Losses (from col (h))
(i) F M V as of 12/31/69	Adjusted basis (j) as of 12/31/69	Excess of col (i) (k) over col (j), if any	
			2,342
			128
			-1
			59
			-3,463
			1,089
			137
			1,520
			574
			-1,106

Form 990PF Part IV - Capital Gains and Losses for Tax on Investment Income - Columns a - d			
List and describe the kind(s) of property sold (e g , real estate, (a) 2-story brick warehouse, or common stock, 200 shs MLC Co)	(b) How acquired P—Purchase D—Donation	(c) Date acquired (mo , day, yr)	(d) Date sold (mo , day, yr)
7 CATERPILLAR INC		2017-12-01	2018-08-13
1 21 CATERPILLAR INC		2017-12-01	2018-10-25
12 CATERPILLAR INC		2017-10-27	2018-11-20
6 CATERPILLAR INC		2017-10-25	2018-11-21
6 CATERPILLAR INC		2017-10-25	2018-11-27
1 CELGENE CORP COM		2017-12-12	2018-01-04
13 CELGENE CORP COM		2017-12-13	2018-03-22
4 CELGENE CORP COM		2016-07-07	2018-03-22
9 CELGENE CORP COM		2017-12-13	2018-03-22
12 CELGENE CORP COM		2016-05-16	2018-05-21

Form 990PF Part IV - Capital Gains and Losses for Tax on Investment Income - Columns e - h

(e) Gross sales price	Depreciation allowed (f) (or allowable)	Cost or other basis (g) plus expense of sale	Gain or (loss) (h) (e) plus (f) minus (g)
951		980	-29
2,385		2,891	-506
1,479		1,643	-164
747		819	-72
744		819	-75
107		109	-2
1,153		1,415	-262
351		411	-60
790		972	-182
918		1,208	-290

Form 990PF Part IV - Capital Gains and Losses for Tax on Investment Income - Columns i - l

Complete only for assets showing gain in column (h) and owned by the foundation on 12/31/69			(I) Gains (Col (h) gain minus col (k), but not less than -0-) or Losses (from col (h))
(i) F M V as of 12/31/69	Adjusted basis (j) as of 12/31/69	Excess of col (i) (k) over col (j), if any	
			-29
			-506
			-164
			-72
			-75
			-2
			-262
			-60
			-182
			-290

Form 990PF Part IV - Capital Gains and Losses for Tax on Investment Income - Columns a - d			
(a) List and describe the kind(s) of property sold (e g , real estate, 2-story brick warehouse, or common stock, 200 shs MLC Co)	(b) How acquired P—Purchase D—Donation	(c) Date acquired (mo , day, yr)	(d) Date sold (mo , day, yr)
12 CELGENE CORP COM		2016-05-16	2018-05-21
1 22 CELGENE CORP COM		2016-05-16	2018-10-25
7 CELGENE CORP COM		2018-08-13	2018-10-25
6 CHARTER COMMUNICATIONS INC-A		2017-01-06	2018-04-27
5 CHARTER COMMUNICATIONS INC-A		2017-01-04	2018-04-27
3 CHARTER COMMUNICATIONS INC-A		2016-12-12	2018-05-18
2 CHARTER COMMUNICATIONS INC-A		2016-10-07	2018-05-18
6 CHARTER COMMUNICATIONS INC-A		2016-10-11	2018-05-21
14000 CHEVRON CORP 4 950% 3/03/19		2016-09-08	2018-03-13
14 THE CHILDREN'S PLACE INC		2017-12-15	2018-01-25

Form 990PF Part IV - Capital Gains and Losses for Tax on Investment Income - Columns e - h

(e) Gross sales price	(f) Depreciation allowed (or allowable)	(g) Cost or other basis plus expense of sale	(h) Gain or (loss) (e) plus (f) minus (g)
894		1,208	-314
1,652		2,215	-563
526		644	-118
1,611		1,768	-157
1,300		1,415	-115
808		815	-7
538		536	2
1,610		1,591	19
14,315		15,302	-987
2,195		1,781	414

Form 990PF Part IV - Capital Gains and Losses for Tax on Investment Income - Columns i - l

Complete only for assets showing gain in column (h) and owned by the foundation on 12/31/69			(I) Gains (Col (h) gain minus col (k), but not less than -0-) or Losses (from col (h))
(i) F M V as of 12/31/69	(j) Adjusted basis as of 12/31/69	(k) Excess of col (i) over col (j), if any	
			-314
			-563
			-118
			-157
			-115
			-7
			2
			19
			-987
			414

Form 990PF Part IV - Capital Gains and Losses for Tax on Investment Income - Columns a - d				
List and describe the kind(s) of property sold (e g , real estate, (a) 2-story brick warehouse, or common stock, 200 shs MLC Co)		(b) How acquired P—Purchase D—Donation	(c) Date acquired (mo , day, yr)	(d) Date sold (mo , day, yr)
76	THE CHILDREN'S PLACE INC		2017-10-17	2018-11-13
1 21	THE CHILDREN'S PLACE INC		2018-03-02	2018-11-13
72	CIRRUS LOGIC INC		2018-03-02	2018-06-06
148	CIRRUS LOGIC INC		2017-03-27	2018-06-06
86	CISCO SYSTEMS INC		2016-08-30	2018-03-06
99	CISCO SYSTEMS INC		2017-05-22	2018-10-01
16	CITIGROUP INC		2017-03-27	2018-07-17
75	CITIGROUP INC		2017-03-27	2018-08-08
472	CLEARWAY ENERGY INC		2017-09-06	2018-11-13
225	CLEARWAY ENERGY INC		2018-03-02	2018-11-13

Form 990PF Part IV - Capital Gains and Losses for Tax on Investment Income - Columns e - h

(e) Gross sales price	Depreciation allowed (f) (or allowable)	Cost or other basis (g) plus expense of sale	Gain or (loss) (h) (e) plus (f) minus (g)
10,780		7,859	2,921
2,979		2,924	55
2,697		3,234	-537
5,544		5,735	-191
3,805		2,517	1,288
4,847		2,961	1,886
1,110		928	182
5,479		3,461	2,018
9,006		7,598	1,408
4,293		3,814	479

Form 990PF Part IV - Capital Gains and Losses for Tax on Investment Income - Columns i - l

Complete only for assets showing gain in column (h) and owned by the foundation on 12/31/69			(I) Gains (Col (h) gain minus col (k), but not less than -0-) or Losses (from col (h))
(i) F M V as of 12/31/69	Adjusted basis (j) as of 12/31/69	Excess of col (i) (k) over col (j), if any	
			2,921
			55
			-537
			-191
			1,288
			1,886
			182
			2,018
			1,408
			479

Form 990PF Part IV - Capital Gains and Losses for Tax on Investment Income - Columns a - d			
List and describe the kind(s) of property sold (e g , real estate, (a) 2-story brick warehouse, or common stock, 200 shs MLC Co)	(b) How acquired P—Purchase D—Donation	(c) Date acquired (mo , day, yr)	(d) Date sold (mo , day, yr)
27 COLFAX CORPORATION		2018-09-17	2018-12-20
1 233 COMCAST CORP CLASS A		2016-08-30	2018-07-13
85 COMCAST CORP CLASS A		2016-05-13	2018-12-21
401 COMPAGNIE FINANCIERE - ADR		2016-05-18	2018-02-27
219 COMPASS GROUP PLC ADR		2016-05-18	2018-02-27
197 COMPASS GROUP PLC ADR		2017-11-29	2018-02-27
7 CONCHO RESOURCES INC		2017-12-21	2018-06-08
4 CONCHO RESOURCES INC		2016-08-31	2018-10-18
4 CONCHO RESOURCES INC		2017-12-21	2018-10-18
3 CONCHO RESOURCES INC		2017-05-02	2018-12-12

Form 990PF Part IV - Capital Gains and Losses for Tax on Investment Income - Columns e - h

(e) Gross sales price	Depreciation allowed (f) (or allowable)	Cost or other basis (g) plus expense of sale	Gain or (loss) (h) (e) plus (f) minus (g)
545		924	-379
8,073		7,334	739
2,902		2,634	268
3,557		2,486	1,071
4,787		4,259	528
4,306		4,100	206
900		1,043	-143
595		526	69
595		591	4
369		383	-14

Form 990PF Part IV - Capital Gains and Losses for Tax on Investment Income - Columns i - l

Complete only for assets showing gain in column (h) and owned by the foundation on 12/31/69			(I) Gains (Col (h) gain minus col (k), but not less than -0-) or Losses (from col (h))
(i) F M V as of 12/31/69	Adjusted basis (j) as of 12/31/69	Excess of col (i) (k) over col (j), if any	
			-379
			739
			268
			1,071
			528
			206
			-143
			69
			4
			-14

Form 990PF Part IV - Capital Gains and Losses for Tax on Investment Income - Columns a - d			
List and describe the kind(s) of property sold (e g , real estate, (a) 2-story brick warehouse, or common stock, 200 shs MLC Co)		(b) How acquired P—Purchase D—Donation	(c) Date acquired (mo , day, yr)
7 CONCHO RESOURCES INC			2017-05-02
1 3 CONCHO RESOURCES INC			2017-05-02
3 CONCHO RESOURCES INC			2016-05-16
3 CONCHO RESOURCES INC			2016-05-16
3 CONCHO RESOURCES INC			2016-05-16
8 CONCHO RESOURCES INC			2016-05-16
9 CONCHO RESOURCES INC			2016-05-16
5 CONSTELLATION BRANDS INC			2018-04-06
4 CONSTELLATION BRANDS INC			2018-04-03
5 CONSTELLATION BRANDS INC			2018-06-06
			2018-12-12
			2018-12-13
			2018-12-13
			2018-12-17
			2018-12-17
			2018-12-19
			2018-12-19
			2018-07-27
			2018-07-27
			2018-07-30

Form 990PF Part IV - Capital Gains and Losses for Tax on Investment Income - Columns e - h

(e) Gross sales price	(f) Depreciation allowed (or allowable)	(g) Cost or other basis plus expense of sale	(h) Gain or (loss) (e) plus (f) minus (g)
860		878	-18
363		368	-5
363		356	7
332		356	-24
332		356	-24
852		949	-97
965		1,068	-103
1,074		1,149	-75
859		912	-53
1,045		1,127	-82

Form 990PF Part IV - Capital Gains and Losses for Tax on Investment Income - Columns i - l

Complete only for assets showing gain in column (h) and owned by the foundation on 12/31/69			(I) Gains (Col (h) gain minus col (k), but not less than -0-) or Losses (from col (h))
(i) F M V as of 12/31/69	(j) Adjusted basis as of 12/31/69	(k) Excess of col (i) over col (j), if any	
			-18
			-5
			7
			-24
			-24
			-97
			-103
			-75
			-53
			-82

Form 990PF Part IV - Capital Gains and Losses for Tax on Investment Income - Columns a - d			
List and describe the kind(s) of property sold (e g , real estate, (a) 2-story brick warehouse, or common stock, 200 shs MLC Co)	(b) How acquired P—Purchase D—Donation	(c) Date acquired (mo , day, yr)	(d) Date sold (mo , day, yr)
3 CONSTELLATION BRANDS INC		2018-04-04	2018-07-31
1 1 CONSTELLATION BRANDS INC		2018-04-04	2018-07-31
1 CONSTELLATION BRANDS INC		2018-04-04	2018-07-31
97 CONTINENTAL AG-SPONS ADR		2016-05-18	2018-02-27
56 CONTINENTAL AG-SPONS ADR		2016-05-18	2018-04-19
148 CONTINENTAL AG-SPONS ADR		2016-10-20	2018-08-23
728 CONVATEC GROUP PLC-UNSP ADR		2017-07-20	2018-01-11
219 CORCEPT THERAPEUTICS INC		2018-03-02	2018-09-10
457 CORCEPT THERAPEUTICS INC		2017-09-06	2018-09-10
1 CORPORATE OFFICE PROPERTIES COM		2017-11-02	2018-02-22

Form 990PF Part IV - Capital Gains and Losses for Tax on Investment Income - Columns e - h

(e) Gross sales price	(f) Depreciation allowed (or allowable)	(g) Cost or other basis plus expense of sale	(h) Gain or (loss) (e) plus (f) minus (g)
627		672	-45
209		224	-15
209		224	-15
5,346		3,985	1,361
3,018		2,300	718
5,361		5,674	-313
7,414		12,250	-4,836
3,196		3,411	-215
6,669		7,710	-1,041
26		33	-7

Form 990PF Part IV - Capital Gains and Losses for Tax on Investment Income - Columns i - l

Complete only for assets showing gain in column (h) and owned by the foundation on 12/31/69			(l) Gains (Col (h) gain minus col (k), but not less than -0-) or Losses (from col (h))
(i) F M V as of 12/31/69	(j) Adjusted basis as of 12/31/69	(k) Excess of col (i) over col (j), if any	
			-45
			-15
			-15
			1,361
			718
			-313
			-4,836
			-215
			-1,041
			-7

Form 990PF Part IV - Capital Gains and Losses for Tax on Investment Income - Columns a - d			
List and describe the kind(s) of property sold (e g , real estate, (a) 2-story brick warehouse, or common stock, 200 shs MLC Co)	(b) How acquired P—Purchase D—Donation	(c) Date acquired (mo , day, yr)	(d) Date sold (mo , day, yr)
4 COSTCO WHOLESALE CORP		2017-12-18	2018-02-05
1 391 COVENANT TRANSPORTATION GROUP, INC		2018-06-06	2018-11-13
289 CROSS CTRY HEALTHCARE INC		2018-03-02	2018-03-16
462 CROSS CTRY HEALTHCARE INC		2017-02-01	2018-03-16
8 CROWN CASTLE INTL CORP		2017-04-07	2018-01-05
5 CROWN CASTLE INTL CORP		2017-04-06	2018-01-11
4 CROWN CASTLE INTL CORP		2017-04-25	2018-01-11
4 CROWN CASTLE INTL CORP		2017-04-25	2018-01-16
4 CROWN CASTLE INTL CORP		2017-04-25	2018-01-16
10 CROWN CASTLE INTL CORP		2018-05-16	2018-12-07

Form 990PF Part IV - Capital Gains and Losses for Tax on Investment Income - Columns e - h

(e) Gross sales price	Depreciation allowed (f) (or allowable)	Cost or other basis (g) plus expense of sale	Gain or (loss) (h) (e) plus (f) minus (g)
762		765	-3
9,261		12,250	-2,989
3,401		3,412	-11
5,436		6,893	-1,457
862		755	107
517		471	46
413		375	38
425		375	50
425		375	50
1,158		1,061	97

Form 990PF Part IV - Capital Gains and Losses for Tax on Investment Income - Columns i - l

Complete only for assets showing gain in column (h) and owned by the foundation on 12/31/69			(I) Gains (Col (h) gain minus col (k), but not less than -0-) or Losses (from col (h))
(i) F M V as of 12/31/69	Adjusted basis (j) as of 12/31/69	Excess of col (i) (k) over col (j), if any	
			-3
			-2,989
			-11
			-1,457
			107
			46
			38
			50
			50
			97

Form 990PF Part IV - Capital Gains and Losses for Tax on Investment Income - Columns a - d

List and describe the kind(s) of property sold (e g , real estate, (a) 2-story brick warehouse, or common stock, 200 shs MLC Co)		(b) How acquired P—Purchase D—Donation	(c) Date acquired (mo , day, yr)	(d) Date sold (mo , day, yr)
6 CROWN CASTLE INTL CORP			2018-05-16	2018-12-17
1	6 CROWN CASTLE INTL CORP		2016-05-06	2018-12-17
8 CUBESMART			2016-03-15	2018-02-22
98 DBS GROUP HOLDINGS LIMITED - ADR			2017-02-02	2018-02-27
1 DCT INDUSTRIAL TRUST INC			2017-10-17	2018-02-22
14 DDR CORP			2017-03-15	2018-02-22
294 DDR CORP			2017-03-15	2018-05-21
294 DDR CORP			2017-03-15	2018-05-21
147 DDR CORP			2017-03-31	2018-08-01
352 DAIWA HOUSE IND LTD ADR			2016-05-18	2018-02-27

Form 990PF Part IV - Capital Gains and Losses for Tax on Investment Income - Columns e - h

(e) Gross sales price	Depreciation allowed (f) (or allowable)	Cost or other basis (g) plus expense of sale	Gain or (loss) (h) (e) plus (f) minus (g)
674		612	62
674		513	161
212		253	-41
8,569		5,242	3,327
55		59	-4
106		177	-71
1,982		3,719	-1,737
13,189		10,352	2,837

Form 990PF Part IV - Capital Gains and Losses for Tax on Investment Income - Columns i - l

Complete only for assets showing gain in column (h) and owned by the foundation on 12/31/69			(l) Gains (Col (h) gain minus col (k), but not less than -0-) or Losses (from col (h))
(i) F M V as of 12/31/69	Adjusted basis (j) as of 12/31/69	Excess of col (i) (k) over col (j), if any	
			62
			161
			-41
			3,327
			-4
			-71
			-1,737
			2,837

Form 990PF Part IV - Capital Gains and Losses for Tax on Investment Income - Columns a - d			
List and describe the kind(s) of property sold (e g , real estate, (a) 2-story brick warehouse, or common stock, 200 shs MLC Co)	(b) How acquired P—Purchase D—Donation	(c) Date acquired (mo , day, yr)	(d) Date sold (mo , day, yr)
85 DAIWA HOUSE IND LTD ADR		2016-05-18	2018-03-06
1 153 DAIWA HOUSE IND LTD ADR		2017-03-27	2018-11-21
160 DEAN FOODS CO		2017-12-15	2018-01-25
283 DEAN FOODS CO		2016-08-31	2018-01-25
233 DELEK US HOLDINGS INC		2018-09-10	2018-11-13
86 DENNYS CORP		2017-12-15	2018-01-25
534 DENNYS CORP		2016-08-31	2018-01-25
31 DENTSPLY SIRONA INC		2017-06-08	2018-09-17
85 DENTSPLY SIRONA INC		2017-07-27	2018-10-05
71 DENTSPLY SIRONA INC		2017-09-21	2018-10-11

Form 990PF Part IV - Capital Gains and Losses for Tax on Investment Income - Columns e - h

(e) Gross sales price	Depreciation allowed (f) (or allowable)	Cost or other basis (g) plus expense of sale	Gain or (loss) (h) (e) plus (f) minus (g)
3,086		2,500	586
4,649		4,487	162
1,717		2,037	-320
3,036		5,256	-2,220
8,814		11,288	-2,474
1,309		1,149	160
8,125		5,571	2,554
1,180		1,982	-802
3,067		5,342	-2,275
2,543		4,386	-1,843

Form 990PF Part IV - Capital Gains and Losses for Tax on Investment Income - Columns i - l

Complete only for assets showing gain in column (h) and owned by the foundation on 12/31/69			(l) Gains (Col (h) gain minus col (k), but not less than -0-) or Losses (from col (h))
(i) F M V as of 12/31/69	Adjusted basis (j) as of 12/31/69	Excess of col (i) (k) over col (j), if any	
			586
			162
			-320
			-2,220
			-2,474
			160
			2,554
			-802
			-2,275
			-1,843

Form 990PF Part IV - Capital Gains and Losses for Tax on Investment Income - Columns a - d			
List and describe the kind(s) of property sold (e g , real estate, (a) 2-story brick warehouse, or common stock, 200 shs MLC Co)	(b) How acquired P—Purchase D—Donation	(c) Date acquired (mo , day, yr)	(d) Date sold (mo , day, yr)
31 DENTSPLY SIRONA INC		2018-03-02	2018-10-11
1 69 DEUTSCHE POST AG ADR		2017-11-21	2018-01-29
87 DEUTSCHE POST AG ADR		2017-08-10	2018-02-27
172 DEUTSCHE POST AG ADR		2017-08-10	2018-06-12
8 DOLLAR GENERAL CORP		2018-06-22	2018-12-20
20 DOLLAR TREE INC		2016-05-16	2018-05-10
18 DOLLAR TREE INC		2018-03-02	2018-05-10
14 DOLLAR TREE INC		2016-05-16	2018-05-25
60 DOLLAR TREE INC		2016-05-25	2018-06-22
23 DUKE REALTY CORPORATION		2018-01-04	2018-02-22

Form 990PF Part IV - Capital Gains and Losses for Tax on Investment Income - Columns e - h

(e) Gross sales price	Depreciation allowed (f) (or allowable)	Cost or other basis (g) plus expense of sale	Gain or (loss) (h) (e) plus (f) minus (g)
1,110		1,746	-636
3,308		3,099	209
3,956		3,496	460
5,994		6,911	-917
810		803	7
1,858		1,597	261
1,672		1,881	-209
1,337		1,118	219
5,221		4,784	437
574		608	-34

Form 990PF Part IV - Capital Gains and Losses for Tax on Investment Income - Columns i - l

Complete only for assets showing gain in column (h) and owned by the foundation on 12/31/69			(I) Gains (Col (h) gain minus col (k), but not less than -0-) or Losses (from col (h))
(i) F M V as of 12/31/69	Adjusted basis (j) as of 12/31/69	Excess of col (i) (k) over col (j), if any	
			-636
			209
			460
			-917
			7
			261
			-209
			219
			437
			-34

Form 990PF Part IV - Capital Gains and Losses for Tax on Investment Income - Columns a - d			
List and describe the kind(s) of property sold (e g , real estate, (a) 2-story brick warehouse, or common stock, 200 shs MLC Co)	(b) How acquired P—Purchase D—Donation	(c) Date acquired (mo , day, yr)	(d) Date sold (mo , day, yr)
46 DUKE REALTY CORPORATION		2016-08-31	2018-02-22
1 3 DUKE REALTY CORPORATION		2018-01-04	2018-05-16
25 DUKE REALTY CORPORATION		2016-07-06	2018-05-16
145 DUKE REALTY CORPORATION		2016-10-25	2018-08-01
4 ECOLAB INC		2018-03-02	2018-05-10
4 ECOLAB INC		2016-08-31	2018-05-10
7 ECOLAB INC		2016-05-16	2018-06-22
9 ECOLAB INC		2016-05-16	2018-07-26
26 EMCOR GROUP INC COM		2018-01-25	2018-09-10
113 EMCOR GROUP INC COM		2016-08-31	2018-11-13

Form 990PF Part IV - Capital Gains and Losses for Tax on Investment Income - Columns e - h

(e) Gross sales price	Depreciation allowed (f) (or allowable)	Cost or other basis (g) plus expense of sale	Gain or (loss) (h) (e) plus (f) minus (g)
1,149		1,286	-137
84		79	5
697		659	38
4,212		3,745	467
590		511	79
590		477	113
975		825	150
1,284		1,061	223
1,997		2,118	-121
8,357		5,578	2,779

Form 990PF Part IV - Capital Gains and Losses for Tax on Investment Income - Columns i - l

Complete only for assets showing gain in column (h) and owned by the foundation on 12/31/69			(l) Gains (Col (h) gain minus col (k), but not less than -0-) or Losses (from col (h))
(i) F M V as of 12/31/69	Adjusted basis (j) as of 12/31/69	Excess of col (i) (k) over col (j), if any	
			-137
			5
			38
			467
			79
			113
			150
			223
			-121
			2,779

Form 990PF Part IV - Capital Gains and Losses for Tax on Investment Income - Columns a - d			
List and describe the kind(s) of property sold (e g , real estate, (a) 2-story brick warehouse, or common stock, 200 shs MLC Co)	(b) How acquired P—Purchase D—Donation	(c) Date acquired (mo , day, yr)	(d) Date sold (mo , day, yr)
48 EMCOR GROUP INC COM		2018-03-02	2018-11-13
1 61 ENCOMPASS HEALTH CORP		2018-03-02	2018-09-10
36 ENCOMPASS HEALTH CORP		2018-01-25	2018-11-13
146 ENCOMPASS HEALTH CORP		2016-08-31	2018-11-13
136 ENPRO INDS INC		2018-03-02	2018-11-13
369 ENOVA INTERNATIONAL INC		2018-09-10	2018-11-13
3 EQUINIX INC		2017-05-30	2018-06-19
1 EQUITY LIFESTYLE PPTYS INC		2017-09-21	2018-02-22
3 EQUITY RESIDENTIAL PPTYS TR SH BEN		2016-05-06	2018-02-22
1 ESSEX PPTY TR COM		2016-08-08	2018-02-22

Form 990PF Part IV - Capital Gains and Losses for Tax on Investment Income - Columns e - h

(e) Gross sales price	Depreciation allowed (f) (or allowable)	Cost or other basis (g) plus expense of sale	Gain or (loss) (h) (e) plus (f) minus (g)
3,550		3,659	-109
4,827		3,268	1,559
2,614		1,830	784
10,603		5,691	4,912
9,496		11,732	-2,236
8,516		12,131	-3,615
1,203		1,312	-109
85		87	-2
169		211	-42
222		234	-12

Form 990PF Part IV - Capital Gains and Losses for Tax on Investment Income - Columns i - l

Complete only for assets showing gain in column (h) and owned by the foundation on 12/31/69			(l) Gains (Col (h) gain minus col (k), but not less than -0-) or Losses (from col (h))
(i) F M V as of 12/31/69	Adjusted basis (j) as of 12/31/69	Excess of col (i) (k) over col (j), if any	
			-109
			1,559
			784
			4,912
			-2,236
			-3,615
			-109
			-2
			-42
			-12

Form 990PF Part IV - Capital Gains and Losses for Tax on Investment Income - Columns a - d			
List and describe the kind(s) of property sold (e g , real estate, (a) 2-story brick warehouse, or common stock, 200 shs MLC Co)	(b) How acquired P—Purchase D—Donation	(c) Date acquired (mo , day, yr)	(d) Date sold (mo , day, yr)
6 ESSEX PPTY TR COM		2016-08-08	2018-06-19
1 5 ESSEX PPTY TR COM		2016-08-08	2018-10-10
50 EVERCORE INC		2018-03-02	2018-11-13
103 EVERCORE INC		2016-08-31	2018-11-13
640 EXELIXIS INC		2018-09-10	2018-11-13
3 EXTRA SPACE STORAGE INC		2016-03-15	2018-02-22
30 EXTRA SPACE STORAGE INC		2016-03-15	2018-11-02
181 FCB FINANCIAL HOLDINGS, INC		2017-09-06	2018-09-10
88 FCB FINANCIAL HOLDINGS, INC		2018-03-02	2018-09-10
2 FACEBOOK INC		2016-08-31	2018-01-04

Form 990PF Part IV - Capital Gains and Losses for Tax on Investment Income - Columns e - h

(e) Gross sales price	(f) Depreciation allowed (or allowable)	(g) Cost or other basis plus expense of sale	(h) Gain or (loss) (e) plus (f) minus (g)
1,390		1,403	-13
1,247		1,169	78
4,096		4,533	-437
8,439		5,254	3,185
10,473		12,051	-1,578
252		266	-14
2,613		2,655	-42
9,265		6,392	2,873
4,505		4,563	-58
370		252	118

Form 990PF Part IV - Capital Gains and Losses for Tax on Investment Income - Columns i - l

Complete only for assets showing gain in column (h) and owned by the foundation on 12/31/69			(l) Gains (Col (h) gain minus col (k), but not less than -0-) or Losses (from col (h))
(i) F M V as of 12/31/69	(j) Adjusted basis as of 12/31/69	(k) Excess of col (i) over col (j), if any	
			-13
			78
			-437
			3,185
			-1,578
			-14
			-42
			2,873
			-58
			118

Form 990PF Part IV - Capital Gains and Losses for Tax on Investment Income - Columns a - d

List and describe the kind(s) of property sold (e g , real estate, (a) 2-story brick warehouse, or common stock, 200 shs MLC Co)		(b) How acquired P—Purchase D—Donation	(c) Date acquired (mo , day, yr)	(d) Date sold (mo , day, yr)
7 FACEBOOK INC			2016-08-31	2018-01-12
1	7 FACEBOOK INC		2016-08-31	2018-01-12
5 FACEBOOK INC			2016-05-16	2018-03-19
8 FACEBOOK INC			2018-07-11	2018-10-18
108 FANUC CORPORATION ADR			2016-05-18	2018-01-17
373 FANUC CORPORATION ADR			2016-05-18	2018-01-24
10000 FED HOME LN MTG CORP 3 750% 3/27/19			2016-05-17	2018-04-24
15000 FED HOME LN MTG CORP 3 750% 3/27/19			2016-05-17	2018-07-02
2 FEDEX CORPORATION			2018-01-05	2018-05-07
1 FEDEX CORPORATION			2018-01-05	2018-05-08

Form 990PF Part IV - Capital Gains and Losses for Tax on Investment Income - Columns e - h

(e) Gross sales price	Depreciation allowed (f) (or allowable)	Cost or other basis (g) plus expense of sale	Gain or (loss) (h) (e) plus (f) minus (g)
1,260		883	377
1,261		874	387
876		589	287
1,249		1,466	-217
3,153		1,599	1,554
10,483		5,523	4,960
10,134		10,771	-637
15,155		16,157	-1,002
491		529	-38
243		264	-21

Form 990PF Part IV - Capital Gains and Losses for Tax on Investment Income - Columns i - l

Complete only for assets showing gain in column (h) and owned by the foundation on 12/31/69			(l) Gains (Col (h) gain minus col (k), but not less than -0-) or Losses (from col (h))
(i) F M V as of 12/31/69	Adjusted basis (j) as of 12/31/69	Excess of col (i) (k) over col (j), if any	
			377
			387
			287
			-217
			1,554
			4,960
			-637
			-1,002
			-38
			-21

Form 990PF Part IV - Capital Gains and Losses for Tax on Investment Income - Columns a - d			
List and describe the kind(s) of property sold (e g , real estate, (a) 2-story brick warehouse, or common stock, 200 shs MLC Co)	(b) How acquired P—Purchase D—Donation	(c) Date acquired (mo , day, yr)	(d) Date sold (mo , day, yr)
1 FEDEX CORPORATION		2018-01-05	2018-05-08
1 2 FEDEX CORPORATION		2018-01-05	2018-05-08
4 FEDEX CORPORATION		2018-02-28	2018-05-15
2 FEDEX CORPORATION		2018-02-20	2018-05-16
2 FEDEX CORPORATION		2018-02-20	2018-05-16
2 FEDEX CORPORATION		2018-02-20	2018-06-22
1 FEDEX CORPORATION		2017-10-25	2018-06-22
4 FEDEX CORPORATION		2017-10-25	2018-06-27
2 FEDEX CORPORATION		2017-10-05	2018-06-28
2 FEDEX CORPORATION		2017-10-05	2018-06-28

Form 990PF Part IV - Capital Gains and Losses for Tax on Investment Income - Columns e - h

(e) Gross sales price	Depreciation allowed (f) (or allowable)	Cost or other basis (g) plus expense of sale	Gain or (loss) (h) (e) plus (f) minus (g)
243		264	-21
486		529	-43
989		1,002	-13
495		485	10
496		485	11
484		469	15
242		226	16
922		892	30
452		440	12
453		440	13

Form 990PF Part IV - Capital Gains and Losses for Tax on Investment Income - Columns i - l

Complete only for assets showing gain in column (h) and owned by the foundation on 12/31/69			(I) Gains (Col (h) gain minus col (k), but not less than -0-) or Losses (from col (h))
(i) F M V as of 12/31/69	Adjusted basis (j) as of 12/31/69	Excess of col (i) (k) over col (j), if any	
			-21
			-43
			-13
			10
			11
			15
			16
			30
			12
			13

Form 990PF Part IV - Capital Gains and Losses for Tax on Investment Income - Columns a - d			
List and describe the kind(s) of property sold (e g , real estate, (a) 2-story brick warehouse, or common stock, 200 shs MLC Co)	(b) How acquired P—Purchase D—Donation	(c) Date acquired (mo , day, yr)	(d) Date sold (mo , day, yr)
1 FEDEX CORPORATION		2017-10-05	2018-07-17
1 2 FEDEX CORPORATION		2016-09-29	2018-07-17
3 FEDEX CORPORATION		2016-10-10	2018-08-22
2 FEDEX CORPORATION		2016-10-26	2018-08-22
2 FEDEX CORPORATION		2016-11-02	2018-08-23
1 FEDEX CORPORATION		2016-11-02	2018-08-24
1 FEDEX CORPORATION		2016-11-02	2018-08-24
1 FEDEX CORPORATION		2016-10-07	2018-08-29
2 FEDEX CORPORATION		2016-10-07	2018-08-29
4 FEDEX CORPORATION		2016-11-02	2018-08-30

Form 990PF Part IV - Capital Gains and Losses for Tax on Investment Income - Columns e - h

(e) Gross sales price	Depreciation allowed (f) (or allowable)	Cost or other basis (g) plus expense of sale	Gain or (loss) (h) (e) plus (f) minus (g)
230		220	10
461		350	111
743		523	220
495		348	147
492		347	145
245		173	72
245		173	72
247		173	74
495		346	149
986		690	296

Form 990PF Part IV - Capital Gains and Losses for Tax on Investment Income - Columns i - l

Complete only for assets showing gain in column (h) and owned by the foundation on 12/31/69			(I) Gains (Col (h) gain minus col (k), but not less than -0-) or Losses (from col (h))
(i) F M V as of 12/31/69	Adjusted basis (j) as of 12/31/69	Excess of col (i) (k) over col (j), if any	
			10
			111
			220
			147
			145
			72
			72
			74
			149
			296

Form 990PF Part IV - Capital Gains and Losses for Tax on Investment Income - Columns a - d				
List and describe the kind(s) of property sold (e g , real estate, (a) 2-story brick warehouse, or common stock, 200 shs MLC Co)		(b) How acquired P—Purchase D—Donation	(c) Date acquired (mo , day, yr)	(d) Date sold (mo , day, yr)
3 FEDEX CORPORATION			2016-10-25	2018-08-31
1	2 FEDEX CORPORATION		2016-10-24	2018-08-31
970 FERGUSON PLC-ADR			2016-05-18	2018-02-27
6834 FERGUSON PLC-ADR			2016-05-18	2018-06-20
9 FIDELITY NATL INFORMATION SVCS INC			2018-03-02	2018-03-20
6 FIDELITY NATL INFORMATION SVCS INC			2018-03-02	2018-04-02
11 FIDELITY NATL INFORMATION SVCS INC			2016-05-16	2018-04-02
15 FIDELITY NATL INFORMATION SVCS INC			2016-05-16	2018-05-10
9 FIDELITY NATL INFORMATION SVCS INC			2016-05-16	2018-05-25
16 FIDELITY NATL INFORMATION SVCS INC			2016-05-16	2018-06-22

Form 990PF Part IV - Capital Gains and Losses for Tax on Investment Income - Columns e - h

(e) Gross sales price	Depreciation allowed (f) (or allowable)	Cost or other basis (g) plus expense of sale	Gain or (loss) (h) (e) plus (f) minus (g)
736		517	219
488		344	144
6,926		5,655	1,271
5		4	1
901		866	35
566		578	-12
1,038		795	243
1,572		1,084	488
932		650	282
1,725		1,156	569

Form 990PF Part IV - Capital Gains and Losses for Tax on Investment Income - Columns i - l

Complete only for assets showing gain in column (h) and owned by the foundation on 12/31/69			(I) Gains (Col (h) gain minus col (k), but not less than -0-) or Losses (from col (h))
(i) F M V as of 12/31/69	Adjusted basis (j) as of 12/31/69	Excess of col (i) (k) over col (j), if any	
			219
			144
			1,271
			1
			35
			-12
			243
			488
			282
			569

Form 990PF Part IV - Capital Gains and Losses for Tax on Investment Income - Columns a - d			
List and describe the kind(s) of property sold (e g , real estate, (a) 2-story brick warehouse, or common stock, 200 shs MLC Co)	(b) How acquired P—Purchase D—Donation	(c) Date acquired (mo , day, yr)	(d) Date sold (mo , day, yr)
18 FIDELITY NATL INFORMATION SVCS INC		2016-05-16	2018-07-26
1 14 FIDELITY NATL INFORMATION SVCS INC		2016-05-16	2018-08-01
2 FIRST INDL RLTY TR INC COM		2016-08-08	2018-02-22
99 FIRST MERCHANTS CORP COM		2018-03-02	2018-11-13
207 FIRST MERCHANTS CORP COM		2017-09-06	2018-11-13
1 FLEETCOR TECHNOLOGIES INC		2016-08-31	2018-01-04
3 FLEETCOR TECHNOLOGIES INC		2018-06-20	2018-12-12
42 75694 FOREST CITY REALTY TRUST-A		2016-05-16	2018-03-20
22 24306 FOREST CITY REALTY TRUST-A		2016-08-31	2018-03-20
52 FOREST CITY REALTY TRUST-A		2016-05-16	2018-04-02

Form 990PF Part IV - Capital Gains and Losses for Tax on Investment Income - Columns e - h

(e) Gross sales price	Depreciation allowed (f) (or allowable)	Cost or other basis (g) plus expense of sale	Gain or (loss) (h) (e) plus (f) minus (g)
1,966		1,301	665
1,441		1,012	429
57		58	-1
4,119		4,094	25
8,613		7,995	618
195		166	29
555		662	-107
881		943	-62
458		509	-51
1,024		1,164	-140

Form 990PF Part IV - Capital Gains and Losses for Tax on Investment Income - Columns i - l

Complete only for assets showing gain in column (h) and owned by the foundation on 12/31/69			(I) Gains (Col (h) gain minus col (k), but not less than -0-) or Losses (from col (h))
(i) F M V as of 12/31/69	Adjusted basis (j) as of 12/31/69	Excess of col (i) (k) over col (j), if any	
			665
			429
			-1
			25
			618
			29
			-107
			-62
			-51
			-140

Form 990PF Part IV - Capital Gains and Losses for Tax on Investment Income - Columns a - d			
List and describe the kind(s) of property sold (e g , real estate, (a) 2-story brick warehouse, or common stock, 200 shs MLC Co)	(b) How acquired P—Purchase D—Donation	(c) Date acquired (mo , day, yr)	(d) Date sold (mo , day, yr)
30 FOREST CITY REALTY TRUST-A		2016-05-16	2018-04-17
1 87 FOREST CITY REALTY TRUST-A		2016-05-16	2018-09-17
301 FRESENIUS SE & CO-SPN ADR		2016-05-18	2018-02-27
101 FRESENIUS SE & CO-SPN ADR		2018-06-27	2018-10-18
110 FRESENIUS SE & CO-SPN ADR		2016-05-18	2018-10-18
489 FRESENIUS SE & CO-SPN ADR		2016-05-18	2018-12-11
341 GEO GROUP INC/THE		2017-09-06	2018-11-13
162 GEO GROUP INC/THE		2018-03-02	2018-11-13
1 GGP INC		2016-03-15	2018-02-22
113 GGP INC		2016-08-31	2018-08-30

Form 990PF Part IV - Capital Gains and Losses for Tax on Investment Income - Columns e - h

(e) Gross sales price	(f) Depreciation allowed (or allowable)	(g) Cost or other basis plus expense of sale	(h) Gain or (loss) (e) plus (f) minus (g)
608		661	-53
2,182		1,903	279
6,219		5,454	765
1,769		2,031	-262
1,927		1,993	-66
5,543		8,861	-3,318
7,738		5,489	2,249
3,676		3,488	188
21		29	-8
35		2,997	-2,962

Form 990PF Part IV - Capital Gains and Losses for Tax on Investment Income - Columns i - l

Complete only for assets showing gain in column (h) and owned by the foundation on 12/31/69			(l) Gains (Col (h) gain minus col (k), but not less than -0-) or Losses (from col (h))
(i) F M V as of 12/31/69	(j) Adjusted basis as of 12/31/69	(k) Excess of col (i) over col (j), if any	
			-53
			279
			765
			-262
			-66
			-3,318
			2,249
			188
			-8
			-2,962

Form 990PF Part IV - Capital Gains and Losses for Tax on Investment Income - Columns a - d			
List and describe the kind(s) of property sold (e g , real estate, (a) 2-story brick warehouse, or common stock, 200 shs MLC Co)	(b) How acquired P—Purchase D—Donation	(c) Date acquired (mo , day, yr)	(d) Date sold (mo , day, yr)
15000 GENERAL ELEC CAP COR 4 650% 10/17/21		2016-05-17	2018-05-17
1 20 GENMAB A/S -SP ADR		2018-02-26	2018-02-27
19 GILEAD SCIENCES INC		2014-12-11	2018-07-24
1 GOLDMAN SACHS GROUP INC		2017-12-13	2018-01-04
2 GOLDMAN SACHS GROUP INC		2017-12-12	2018-01-18
2 GOLDMAN SACHS GROUP INC		2017-12-13	2018-01-18
1 GOLDMAN SACHS GROUP INC		2017-12-12	2018-01-18
2 GOLDMAN SACHS GROUP INC		2017-09-28	2018-01-18
3 GOLDMAN SACHS GROUP INC		2018-01-10	2018-05-15
2 GOLDMAN SACHS GROUP INC		2018-03-09	2018-06-15

Form 990PF Part IV - Capital Gains and Losses for Tax on Investment Income - Columns e - h

(e) Gross sales price	Depreciation allowed (f) (or allowable)	Cost or other basis (g) plus expense of sale	Gain or (loss) (h) (e) plus (f) minus (g)
15,583		17,078	-1,495
2,012		2,077	-65
1,474		2,077	-603
257		258	-1
502		513	-11
502		516	-14
251		256	-5
503		469	34
729		820	-91
460		538	-78

Form 990PF Part IV - Capital Gains and Losses for Tax on Investment Income - Columns i - l

Complete only for assets showing gain in column (h) and owned by the foundation on 12/31/69			(I) Gains (Col (h) gain minus col (k), but not less than -0-) or Losses (from col (h))
(i) F M V as of 12/31/69	Adjusted basis (j) as of 12/31/69	Excess of col (i) (k) over col (j), if any	
			-1,495
			-65
			-603
			-1
			-11
			-14
			-5
			34
			-91
			-78

Form 990PF Part IV - Capital Gains and Losses for Tax on Investment Income - Columns a - d			
List and describe the kind(s) of property sold (e g , real estate, (a) 2-story brick warehouse, or common stock, 200 shs MLC Co)	(b) How acquired P—Purchase D—Donation	(c) Date acquired (mo , day, yr)	(d) Date sold (mo , day, yr)
299 GRAPHIC PACKAGING HLDGCO		2018-03-02	2018-03-16
1 426 GRAPHIC PACKAGING HLDGCO		2016-08-31	2018-03-16
66 THE GREENBRIER COMPANIES, INC		2018-03-02	2018-06-06
33 THE GREENBRIER COMPANIES, INC		2018-03-02	2018-11-13
205 THE GREENBRIER COMPANIES, INC		2016-08-31	2018-11-13
4 HCP INC		2017-08-10	2018-02-22
224 HACKETT GROUP INC		2018-03-02	2018-11-13
468 HACKETT GROUP INC		2017-09-06	2018-11-13
46 HAIN CELESTIAL GROUP INC		2016-05-13	2018-08-08
3 HEALTHCARE TRUST OF AME-CL A		2017-05-12	2018-02-22

Form 990PF Part IV - Capital Gains and Losses for Tax on Investment Income - Columns e - h

(e) Gross sales price	Depreciation allowed (f) (or allowable)	Cost or other basis (g) plus expense of sale	Gain or (loss) (h) (e) plus (f) minus (g)
4,574		4,404	170
6,517		5,601	916
3,234		3,326	-92
1,550		1,657	-107
9,627		5,885	3,742
88		117	-29
4,231		3,809	422
8,839		6,962	1,877
1,345		2,171	-826
78		92	-14

Form 990PF Part IV - Capital Gains and Losses for Tax on Investment Income - Columns i - l

Complete only for assets showing gain in column (h) and owned by the foundation on 12/31/69			(I) Gains (Col (h) gain minus col (k), but not less than -0-) or Losses (from col (h))
(i) F M V as of 12/31/69	Adjusted basis (j) as of 12/31/69	Excess of col (i) (k) over col (j), if any	
			170
			916
			-92
			-107
			3,742
			-29
			422
			1,877
			-826
			-14

Form 990PF Part IV - Capital Gains and Losses for Tax on Investment Income - Columns a - d			
(a) List and describe the kind(s) of property sold (e g , real estate, 2-story brick warehouse, or common stock, 200 shs MLC Co)	(b) How acquired P—Purchase D—Donation	(c) Date acquired (mo , day, yr)	(d) Date sold (mo , day, yr)
1547 HELIX ENERGY SOLUTIONS INC		2018-06-06	2018-11-13
1 456 HERITAGE INSURANCE HOLDINGS IN		2017-03-27	2018-06-06
217 HERITAGE INSURANCE HOLDINGS IN		2018-03-02	2018-06-06
2 HILTON GRAND VACATIONS INC		2017-07-17	2018-02-22
2 HILTON WORLDWIDE HOLDINGS IN		2017-01-25	2018-02-22
24 HILTON WORLDWIDE HOLDINGS IN		2018-04-19	2018-07-23
23 HILTON WORLDWIDE HOLDINGS IN		2017-01-25	2018-07-23
5 HOME DEPOT INC		2017-12-08	2018-05-30
4 HOME DEPOT INC		2017-12-08	2018-05-30
3 HOME DEPOT INC		2017-12-11	2018-07-31

Form 990PF Part IV - Capital Gains and Losses for Tax on Investment Income - Columns e - h

(e) Gross sales price	(f) Depreciation allowed (or allowable)	(g) Cost or other basis plus expense of sale	(h) Gain or (loss) (e) plus (f) minus (g)
11,738		12,043	-305
7,678		6,412	1,266
3,654		3,624	30
87		73	14
168		117	51
1,962		1,980	-18
1,881		1,348	533
924		917	7
739		732	7
592		545	47

Form 990PF Part IV - Capital Gains and Losses for Tax on Investment Income - Columns i - l

Complete only for assets showing gain in column (h) and owned by the foundation on 12/31/69			(l) Gains (Col (h) gain minus col (k), but not less than -0-) or Losses (from col (h))
(i) F M V as of 12/31/69	(j) Adjusted basis as of 12/31/69	(k) Excess of col (i) over col (j), if any	
			-305
			1,266
			30
			14
			51
			-18
			533
			7
			7
			47

Form 990PF Part IV - Capital Gains and Losses for Tax on Investment Income - Columns a - d			
List and describe the kind(s) of property sold (e g , real estate, (a) 2-story brick warehouse, or common stock, 200 shs MLC Co)	(b) How acquired P—Purchase D—Donation	(c) Date acquired (mo , day, yr)	(d) Date sold (mo , day, yr)
3 HOME DEPOT INC		2017-12-11	2018-07-31
1 2 HOST HOTELS & RESORTS, INC		2016-12-21	2018-02-22
159 HOST HOTELS & RESORTS, INC		2016-12-21	2018-04-19
95 HOULIHAN LOKEY INC		2018-03-02	2018-11-13
199 HOULIHAN LOKEY INC		2017-03-27	2018-11-13
3 HUDSON PACIFIC PROPERTIES INC		2017-01-27	2018-02-22
44 HUDSON PACIFIC PROPERTIES INC		2017-01-27	2018-04-19
19 ICU MED INC COM		2018-03-02	2018-06-06
1 ICU MED INC COM		2016-05-06	2018-06-06
40 ICU MED INC COM		2016-05-06	2018-11-13

Form 990PF Part IV - Capital Gains and Losses for Tax on Investment Income - Columns e - h

(e) Gross sales price	Depreciation allowed (f) (or allowable)	Cost or other basis (g) plus expense of sale	Gain or (loss) (h) (e) plus (f) minus (g)
592		545	47
38		39	-1
3,110		2,785	325
3,892		4,303	-411
8,153		6,598	1,555
92		107	-15
1,372		1,561	-189
5,549		4,492	1,057
292		103	189
8,719		3,940	4,779

Form 990PF Part IV - Capital Gains and Losses for Tax on Investment Income - Columns i - l

Complete only for assets showing gain in column (h) and owned by the foundation on 12/31/69			(I) Gains (Col (h) gain minus col (k), but not less than -0-) or Losses (from col (h))
(i) F M V as of 12/31/69	Adjusted basis (j) as of 12/31/69	Excess of col (i) (k) over col (j), if any	
			47
			-1
			325
			-411
			1,555
			-15
			-189
			1,057
			189
			4,779

Form 990PF Part IV - Capital Gains and Losses for Tax on Investment Income - Columns a - d			
List and describe the kind(s) of property sold (e g , real estate, (a) 2-story brick warehouse, or common stock, 200 shs MLC Co)	(b) How acquired P—Purchase D—Donation	(c) Date acquired (mo , day, yr)	(d) Date sold (mo , day, yr)
1 ILLUMINA INC		2017-11-28	2018-01-04
1 11 INDITEX-UNSPON ADR		2017-12-14	2018-02-06
11 INDITEX-UNSPON ADR		2017-12-14	2018-02-06
11 INDITEX-UNSPON ADR		2017-12-14	2018-02-07
11 INDITEX-UNSPON ADR		2017-12-15	2018-02-07
11 INDITEX-UNSPON ADR		2017-12-15	2018-02-09
11 INDITEX-UNSPON ADR		2017-12-15	2018-02-09
11 INDITEX-UNSPON ADR		2017-12-15	2018-02-12
6 INDITEX-UNSPON ADR		2017-12-15	2018-02-13
5 INDITEX-UNSPON ADR		2017-12-15	2018-02-13

Form 990PF Part IV - Capital Gains and Losses for Tax on Investment Income - Columns e - h

(e) Gross sales price	Depreciation allowed (f) (or allowable)	Cost or other basis (g) plus expense of sale	Gain or (loss) (h) (e) plus (f) minus (g)
232		224	8
182		201	-19
182		199	-17
179		199	-20
178		196	-18
173		195	-22
173		195	-22
178		194	-16
97		106	-9
81		88	-7

Form 990PF Part IV - Capital Gains and Losses for Tax on Investment Income - Columns i - l

Complete only for assets showing gain in column (h) and owned by the foundation on 12/31/69			(I) Gains (Col (h) gain minus col (k), but not less than -0-) or Losses (from col (h))
(i) F M V as of 12/31/69	Adjusted basis (j) as of 12/31/69	Excess of col (i) (k) over col (j), if any	
			8
			-19
			-17
			-20
			-18
			-22
			-22
			-16
			-9
			-7

Form 990PF Part IV - Capital Gains and Losses for Tax on Investment Income - Columns a - d			
List and describe the kind(s) of property sold (e g , real estate, (a) 2-story brick warehouse, or common stock, 200 shs MLC Co)	(b) How acquired P—Purchase D—Donation	(c) Date acquired (mo , day, yr)	(d) Date sold (mo , day, yr)
228 INFORMA PLC-SP ADR		2016-05-18	2018-02-27
1 49 INSPERITY INC		2018-03-02	2018-03-16
30 INSPERITY INC		2017-03-27	2018-06-06
32 INSPERITY INC		2018-03-02	2018-06-06
37 INSPERITY INC		2016-06-06	2018-09-10
107 INSPERITY INC		2016-08-31	2018-11-13
6 INTUIT COM		2016-05-16	2018-05-10
8 INTUIT COM		2018-03-02	2018-05-10
16 INTUIT COM		2016-05-16	2018-05-25
8 INTUIT COM		2016-05-16	2018-06-22

Form 990PF Part IV - Capital Gains and Losses for Tax on Investment Income - Columns e - h

(e) Gross sales price	Depreciation allowed (f) (or allowable)	Cost or other basis (g) plus expense of sale	Gain or (loss) (h) (e) plus (f) minus (g)
4,373		4,510	-137
3,431		3,225	206
2,905		1,204	1,701
3,099		1,889	1,210
4,416		1,363	3,053
12,134		3,785	8,349
1,164		623	541
1,552		1,338	214
3,152		1,662	1,490
1,652		831	821

Form 990PF Part IV - Capital Gains and Losses for Tax on Investment Income - Columns i - l

Complete only for assets showing gain in column (h) and owned by the foundation on 12/31/69			(I) Gains (Col (h) gain minus col (k), but not less than -0-) or Losses (from col (h))
(i) F M V as of 12/31/69	Adjusted basis (j) as of 12/31/69	Excess of col (i) (k) over col (j), if any	
			-137
			206
			1,701
			1,210
			3,053
			8,349
			541
			214
			1,490
			821

Form 990PF Part IV - Capital Gains and Losses for Tax on Investment Income - Columns a - d

List and describe the kind(s) of property sold (e g , real estate, (a) 2-story brick warehouse, or common stock, 200 shs MLC Co)		(b) How acquired P—Purchase D—Donation	(c) Date acquired (mo , day, yr)	(d) Date sold (mo , day, yr)
10 INTUIT COM			2016-05-16	2018-07-26
1	81 INVITATION HOMES INC		2017-09-21	2018-12-17
10 JPMORGAN CHASE & CO			2018-01-18	2018-03-07
15 JPMORGAN CHASE & CO			2018-01-18	2018-06-28
11 JPMORGAN CHASE & CO			2016-05-13	2018-07-17
4 JPMORGAN CHASE & CO			2018-01-18	2018-09-05
95 J2 GLOBAL INC			2016-08-31	2018-03-16
61 J2 GLOBAL INC			2018-03-02	2018-03-16
58 KAO CORP ADR			2017-07-19	2018-02-27
480 KB HOME			2018-09-10	2018-11-13

Form 990PF Part IV - Capital Gains and Losses for Tax on Investment Income - Columns e - h

(e) Gross sales price	Depreciation allowed (f) (or allowable)	Cost or other basis (g) plus expense of sale	Gain or (loss) (h) (e) plus (f) minus (g)
2,181		1,039	1,142
1,678		1,846	-168
1,141		1,134	7
1,567		1,697	-130
1,212		674	538
459		439	20
7,921		5,983	1,938
5,086		4,677	409
4,247		3,622	625
10,032		11,968	-1,936

Form 990PF Part IV - Capital Gains and Losses for Tax on Investment Income - Columns i - l

Complete only for assets showing gain in column (h) and owned by the foundation on 12/31/69			(I) Gains (Col (h) gain minus col (k), but not less than -0-) or Losses (from col (h))
(i) F M V as of 12/31/69	Adjusted basis (j) as of 12/31/69	Excess of col (i) (k) over col (j), if any	
			1,142
			-168
			7
			-130
			538
			20
			1,938
			409
			625
			-1,936

Form 990PF Part IV - Capital Gains and Losses for Tax on Investment Income - Columns a - d			
(a) List and describe the kind(s) of property sold (e g , real estate, 2-story brick warehouse, or common stock, 200 shs MLC Co)	(b) How acquired P—Purchase D—Donation	(c) Date acquired (mo , day, yr)	(d) Date sold (mo , day, yr)
360 KDDI CORP-UNSPONSORED ADR		2016-05-18	2018-02-27
1 716 KDDI CORP-UNSPONSORED ADR		2017-03-27	2018-10-02
375 KEMET CORP		2017-07-05	2018-11-13
184 KEMET CORP		2018-03-02	2018-11-13
3 KERINGIUNSPONSORED ADR		2017-10-30	2018-01-04
5 KERINGIUNSPONSORED ADR		2018-02-15	2018-08-20
4 KERINGIUNSPONSORED ADR		2018-02-16	2018-08-20
5 KERINGIUNSPONSORED ADR		2018-02-16	2018-08-22
5 KERINGIUNSPONSORED ADR		2018-02-16	2018-08-22
4 KERINGIUNSPONSORED ADR		2018-02-16	2018-08-23

Form 990PF Part IV - Capital Gains and Losses for Tax on Investment Income - Columns e - h

(e) Gross sales price	(f) Depreciation allowed (or allowable)	(g) Cost or other basis plus expense of sale	(h) Gain or (loss) (e) plus (f) minus (g)
4,442		5,119	-677
9,830		10,120	-290
7,286		5,073	2,213
3,575		3,068	507
143		139	4
264		246	18
212		197	15
265		245	20
265		245	20
211		196	15

Form 990PF Part IV - Capital Gains and Losses for Tax on Investment Income - Columns i - l

Complete only for assets showing gain in column (h) and owned by the foundation on 12/31/69			(l) Gains (Col (h) gain minus col (k), but not less than -0-) or Losses (from col (h))
(i) F M V as of 12/31/69	(j) Adjusted basis as of 12/31/69	(k) Excess of col (i) over col (j), if any	
			-677
			-290
			2,213
			507
			4
			18
			15
			20
			20
			15

Form 990PF Part IV - Capital Gains and Losses for Tax on Investment Income - Columns a - d			
List and describe the kind(s) of property sold (e g , real estate, (a) 2-story brick warehouse, or common stock, 200 shs MLC Co)	(b) How acquired P—Purchase D—Donation	(c) Date acquired (mo , day, yr)	(d) Date sold (mo , day, yr)
4 KERINGIUNSPONSORED ADR		2018-02-16	2018-08-23
1 3 KERINGIUNSPONSORED ADR		2018-02-14	2018-09-14
3 KERINGIUNSPONSORED ADR		2018-02-14	2018-09-14
12 KERINGIUNSPONSORED ADR		2018-02-14	2018-10-01
14 KERINGIUNSPONSORED ADR		2017-10-30	2018-10-01
3 KILROY REALTY CORP COM		2016-11-25	2018-02-22
22 KILROY REALTY CORP COM		2016-11-25	2018-08-09
7000 KINDER MORGAN ENER 5 950% 2/15/18		2016-05-17	2018-02-15
164 KOMATSU LIMITED - ADR		2016-05-18	2018-02-27
66 LCI INDUSTRIES		2017-03-27	2018-09-10

Form 990PF Part IV - Capital Gains and Losses for Tax on Investment Income - Columns e - h

(e) Gross sales price	(f) Depreciation allowed (or allowable)	(g) Cost or other basis plus expense of sale	(h) Gain or (loss) (e) plus (f) minus (g)
211		194	17
157		145	12
157		144	13
649		561	88
757		646	111
200		219	-19
1,580		1,606	-26
7,000		7,420	-420
6,079		2,790	3,289
6,157		6,599	-442

Form 990PF Part IV - Capital Gains and Losses for Tax on Investment Income - Columns i - l

Complete only for assets showing gain in column (h) and owned by the foundation on 12/31/69			(l) Gains (Col (h) gain minus col (k), but not less than -0-) or Losses (from col (h))
(i) F M V as of 12/31/69	(j) Adjusted basis as of 12/31/69	(k) Excess of col (i) over col (j), if any	
			17
			12
			13
			88
			111
			-19
			-26
			-420
			3,289
			-442

Form 990PF Part IV - Capital Gains and Losses for Tax on Investment Income - Columns a - d			
List and describe the kind(s) of property sold (e g , real estate, (a) 2-story brick warehouse, or common stock, 200 shs MLC Co)	(b) How acquired P—Purchase D—Donation	(c) Date acquired (mo , day, yr)	(d) Date sold (mo , day, yr)
34 LCI INDUSTRIES		2018-03-02	2018-09-10
1 3 ESTEE LAUDER COMPANIES INC		2018-02-05	2018-03-06
3 ESTEE LAUDER COMPANIES INC		2018-02-05	2018-03-06
3 ESTEE LAUDER COMPANIES INC		2018-01-05	2018-04-02
1 ESTEE LAUDER COMPANIES INC		2018-01-05	2018-04-02
2 ESTEE LAUDER COMPANIES INC		2017-10-13	2018-04-02
4 ESTEE LAUDER COMPANIES INC		2017-10-13	2018-06-28
10 ESTEE LAUDER COMPANIES INC		2017-10-13	2018-08-03
3 ESTEE LAUDER COMPANIES INC		2017-09-25	2018-10-12
2 ESTEE LAUDER COMPANIES INC		2017-09-26	2018-10-15

Form 990PF Part IV - Capital Gains and Losses for Tax on Investment Income - Columns e - h

(e) Gross sales price	(f) Depreciation allowed (or allowable)	(g) Cost or other basis plus expense of sale	(h) Gain or (loss) (e) plus (f) minus (g)
3,172		3,823	-651
426		406	20
427		406	21
446		391	55
148		130	18
294		223	71
565		446	119
1,357		1,105	252
377		324	53
253		216	37

Form 990PF Part IV - Capital Gains and Losses for Tax on Investment Income - Columns i - l

Complete only for assets showing gain in column (h) and owned by the foundation on 12/31/69			(l) Gains (Col (h) gain minus col (k), but not less than -0-) or Losses (from col (h))
(i) F M V as of 12/31/69	(j) Adjusted basis as of 12/31/69	(k) Excess of col (i) over col (j), if any	
			-651
			20
			21
			55
			18
			71
			119
			252
			53
			37

Form 990PF Part IV - Capital Gains and Losses for Tax on Investment Income - Columns a - d			
List and describe the kind(s) of property sold (e g , real estate, (a) 2-story brick warehouse, or common stock, 200 shs MLC Co)	(b) How acquired P—Purchase D—Donation	(c) Date acquired (mo , day, yr)	(d) Date sold (mo , day, yr)
2 ESTEE LAUDER COMPANIES INC		2017-09-26	2018-10-15
1 15 LEUCADIA NATL CORP COM		2016-05-16	2018-02-05
19 LEUCADIA NATL CORP COM		2016-05-16	2018-02-22
20 LEUCADIA NATL CORP COM		2016-05-16	2018-04-02
5 LEUCADIA NATL CORP COM		2018-03-02	2018-04-02
12 LIBERTY BROADBAND CORP		2018-03-02	2018-05-25
15 LIBERTY BROADBAND CORP		2016-05-16	2018-05-25
11 LIBERTY EXPEDIA HOLDINGS INC		2018-03-02	2018-11-15
8 LIBERTY EXPEDIA HOLDINGS INC		2016-08-31	2018-11-15
10 ELI LILLY & CO COM		2016-10-03	2018-10-30

Form 990PF Part IV - Capital Gains and Losses for Tax on Investment Income - Columns e - h

(e) Gross sales price	Depreciation allowed (f) (or allowable)	Cost or other basis (g) plus expense of sale	Gain or (loss) (h) (e) plus (f) minus (g)
252		215	37
381		263	118
473		333	140
437		351	86
109		119	-10
853		1,035	-182
1,066		871	195
451		423	28
328		288	40
1,079		807	272

Form 990PF Part IV - Capital Gains and Losses for Tax on Investment Income - Columns i - l

Complete only for assets showing gain in column (h) and owned by the foundation on 12/31/69			(l) Gains (Col (h) gain minus col (k), but not less than -0-) or Losses (from col (h))
(i) F M V as of 12/31/69	Adjusted basis (j) as of 12/31/69	Excess of col (i) (k) over col (j), if any	
			37
			118
			140
			86
			-10
			-182
			195
			28
			40
			272

Form 990PF Part IV - Capital Gains and Losses for Tax on Investment Income - Columns a - d			
List and describe the kind(s) of property sold (e g , real estate, (a) 2-story brick warehouse, or common stock, 200 shs MLC Co)	(b) How acquired P—Purchase D—Donation	(c) Date acquired (mo , day, yr)	(d) Date sold (mo , day, yr)
10 LOEWS CORP		2016-05-16	2018-02-05
1 11 LOEWS CORP		2016-05-16	2018-02-22
6 LOEWS CORP		2018-03-02	2018-03-20
19 LOEWS CORP		2016-05-16	2018-04-02
18 LOEWS CORP		2018-03-02	2018-04-02
37 LOEWS CORP		2016-05-16	2018-04-17
51 LOEWS CORP		2016-05-16	2018-05-10
12 LOEWS CORP		2016-05-16	2018-06-22
404 LOUISIANA PAC CORP		2018-06-06	2018-11-13
2 M & T BANK CORPORATION COM		2016-08-31	2018-03-20

Form 990PF Part IV - Capital Gains and Losses for Tax on Investment Income - Columns e - h

(e) Gross sales price	Depreciation allowed (f) (or allowable)	Cost or other basis (g) plus expense of sale	Gain or (loss) (h) (e) plus (f) minus (g)
498		398	100
550		438	112
308		291	17
915		757	158
867		872	-5
1,884		1,474	410
2,641		2,031	610
586		478	108
9,559		12,228	-2,669
379		236	143

Form 990PF Part IV - Capital Gains and Losses for Tax on Investment Income - Columns i - l

Complete only for assets showing gain in column (h) and owned by the foundation on 12/31/69			(I) Gains (Col (h) gain minus col (k), but not less than -0-) or Losses (from col (h))
(i) F M V as of 12/31/69	Adjusted basis (j) as of 12/31/69	Excess of col (i) (k) over col (j), if any	
			100
			112
			17
			158
			-5
			410
			610
			108
			-2,669
			143

Form 990PF Part IV - Capital Gains and Losses for Tax on Investment Income - Columns a - d			
List and describe the kind(s) of property sold (e g , real estate, (a) 2-story brick warehouse, or common stock, 200 shs MLC Co)	(b) How acquired P—Purchase D—Donation	(c) Date acquired (mo , day, yr)	(d) Date sold (mo , day, yr)
7 M & T BANK CORPORATION COM		2018-03-02	2018-03-20
1 9 M & T BANK CORPORATION COM		2016-05-16	2018-05-10
926 MGIC INVT CORP WI		2018-09-10	2018-11-13
104 MKS INSTRS INC		2018-06-06	2018-11-13
20 MACQUARIE INFRASTRUCTURE CORPORATION		2016-08-31	2018-04-17
16 MACQUARIE INFRASTRUCTURE CORPORATION		2018-03-02	2018-05-10
46 MACQUARIE INFRASTRUCTURE CORPORATION		2016-05-16	2018-05-10
48 MAGELLAN HEALTH, INC		2018-03-02	2018-11-13
102 MAGELLAN HEALTH, INC		2017-09-06	2018-11-13
222 MAKITA CORPORATION - ADR		2016-05-18	2018-02-27

Form 990PF Part IV - Capital Gains and Losses for Tax on Investment Income - Columns e - h

(e) Gross sales price	Depreciation allowed (f) (or allowable)	Cost or other basis (g) plus expense of sale	Gain or (loss) (h) (e) plus (f) minus (g)
1,327		1,337	-10
1,672		1,024	648
11,547		12,089	-542
7,401		12,272	-4,871
789		1,320	-531
624		619	5
1,794		3,047	-1,253
2,885		4,730	-1,845
6,131		8,102	-1,971
10,543		7,211	3,332

Form 990PF Part IV - Capital Gains and Losses for Tax on Investment Income - Columns i - l

Complete only for assets showing gain in column (h) and owned by the foundation on 12/31/69			(I) Gains (Col (h) gain minus col (k), but not less than -0-) or Losses (from col (h))
(i) F M V as of 12/31/69	Adjusted basis (j) as of 12/31/69	Excess of col (i) (k) over col (j), if any	
			-10
			648
			-542
			-4,871
			-531
			5
			-1,253
			-1,845
			-1,971
			3,332

Form 990PF Part IV - Capital Gains and Losses for Tax on Investment Income - Columns a - d			
List and describe the kind(s) of property sold (e g , real estate, (a) 2-story brick warehouse, or common stock, 200 shs MLC Co)	(b) How acquired P—Purchase D—Donation	(c) Date acquired (mo , day, yr)	(d) Date sold (mo , day, yr)
61 MAKITA CORPORATION - ADR		2016-05-18	2018-04-20
1 242 MANTECH INTERNATIONAL CORP		2018-03-02	2018-11-13
201 MANULIFE FINANCIAL CORP		2017-03-27	2018-10-01
1 MARRIOTT INTERNATIONAL INC CLASS A		2016-08-31	2018-01-04
6 MARRIOTT INTERNATIONAL INC CLASS A		2016-08-31	2018-10-08
231 MASTEC INC COM		2018-03-16	2018-11-13
2 MASTERCARD INC		2016-08-31	2018-01-04
7 MASTERCARD INC		2016-08-31	2018-02-01
3 MASTERCARD INC		2018-07-12	2018-11-06
1 MASTERCARD INC		2016-08-31	2018-11-06

Form 990PF Part IV - Capital Gains and Losses for Tax on Investment Income - Columns e - h

(e) Gross sales price	Depreciation allowed (f) (or allowable)	Cost or other basis (g) plus expense of sale	Gain or (loss) (h) (e) plus (f) minus (g)
2,768		1,981	787
14,206		12,731	1,475
3,606		3,130	476
136		72	64
728		415	313
10,665		11,503	-838
314		193	121
1,208		677	531
596		624	-28
199		97	102

Form 990PF Part IV - Capital Gains and Losses for Tax on Investment Income - Columns i - l

Complete only for assets showing gain in column (h) and owned by the foundation on 12/31/69			Gains (Col (h) gain minus col (k), but not less than -0-) or (l) Losses (from col (h))
(i) F M V as of 12/31/69	Adjusted basis (j) as of 12/31/69	Excess of col (i) (k) over col (j), if any	
			787
			1,475
			476
			64
			313
			-838
			121
			531
			-28
			102

Form 990PF Part IV - Capital Gains and Losses for Tax on Investment Income - Columns a - d			
List and describe the kind(s) of property sold (e g , real estate, (a) 2-story brick warehouse, or common stock, 200 shs MLC Co)	(b) How acquired P—Purchase D—Donation	(c) Date acquired (mo , day, yr)	(d) Date sold (mo , day, yr)
2 MASTERCARD INC		2018-07-13	2018-11-06
1 224 MATERION CORP		2018-03-16	2018-11-13
12 MCDONALDS CORP		2017-12-08	2018-02-16
4 MCDONALDS CORP		2017-10-11	2018-08-01
8 MCDONALDS CORP		2017-07-07	2018-08-01
3 MCDONALDS CORP		2017-05-30	2018-08-03
3 MCDONALDS CORP		2017-05-30	2018-12-12
64 MCKESSON CORP		2017-03-27	2018-07-17
25 MERCK & CO INC NEW		2017-03-27	2018-04-09
75 METHODE ELECTRON INC COMMON		2018-03-02	2018-09-10

Form 990PF Part IV - Capital Gains and Losses for Tax on Investment Income - Columns e - h

(e) Gross sales price	(f) Depreciation allowed (or allowable)	(g) Cost or other basis plus expense of sale	(h) Gain or (loss) (e) plus (f) minus (g)
398		413	-15
12,406		12,198	208
1,904		1,998	-94
626		651	-25
1,252		1,236	16
466		449	17
550		449	101
8,625		10,930	-2,305
1,386		1,567	-181
2,936		2,867	69

Form 990PF Part IV - Capital Gains and Losses for Tax on Investment Income - Columns i - l

Complete only for assets showing gain in column (h) and owned by the foundation on 12/31/69			(I) Gains (Col (h) gain minus col (k), but not less than -0-) or Losses (from col (h))
(i) F M V as of 12/31/69	(j) Adjusted basis as of 12/31/69	(k) Excess of col (i) over col (j), if any	
			-15
			208
			-94
			-25
			16
			17
			101
			-2,305
			-181
			69

Form 990PF Part IV - Capital Gains and Losses for Tax on Investment Income - Columns a - d			
List and describe the kind(s) of property sold (e g , real estate, (a) 2-story brick warehouse, or common stock, 200 shs MLC Co)	(b) How acquired P—Purchase D—Donation	(c) Date acquired (mo , day, yr)	(d) Date sold (mo , day, yr)
156 METHODE ELECTRON INC COMMON		2016-08-08	2018-09-10
1 267 MICHELIN (CGDE) ADR		2018-02-20	2018-02-27
53 MICHELIN (CGDE) ADR		2018-06-25	2018-08-29
83 MICHELIN (CGDE) ADR		2017-06-22	2018-08-29
3 MICROSOFT CORP		2017-03-02	2018-01-04
21 MICROSOFT CORP		2017-03-27	2018-07-24
10 MICROCHIP TECHNOLOGY INC COM		2016-05-16	2018-02-05
1072 MIMEDX GROUP INC		2018-03-02	2018-06-06
7 MOHAWK INDS INC COM		2016-08-31	2018-12-20
6 MOHAWK INDS INC COM		2018-03-02	2018-12-20

Form 990PF Part IV - Capital Gains and Losses for Tax on Investment Income - Columns e - h

(e) Gross sales price	Depreciation allowed (f) (or allowable)	Cost or other basis (g) plus expense of sale	Gain or (loss) (h) (e) plus (f) minus (g)
6,107		4,547	1,560
8,223		7,784	439
1,282		1,330	-48
2,008		2,225	-217
263		192	71
2,256		1,358	898
925		465	460
8,812		11,478	-2,666
812		1,397	-585
696		1,422	-726

Form 990PF Part IV - Capital Gains and Losses for Tax on Investment Income - Columns i - l

Complete only for assets showing gain in column (h) and owned by the foundation on 12/31/69			(I) Gains (Col (h) gain minus col (k), but not less than -0-) or Losses (from col (h))
(i) F M V as of 12/31/69	Adjusted basis (j) as of 12/31/69	Excess of col (i) (k) over col (j), if any	
			1,560
			439
			-48
			-217
			71
			898
			460
			-2,666
			-585
			-726

Form 990PF Part IV - Capital Gains and Losses for Tax on Investment Income - Columns a - d			
List and describe the kind(s) of property sold (e g , real estate, (a) 2-story brick warehouse, or common stock, 200 shs MLC Co)	(b) How acquired P—Purchase D—Donation	(c) Date acquired (mo , day, yr)	(d) Date sold (mo , day, yr)
1 MONSTER BEVERAGE CORP		2017-12-08	2018-01-04
1 14 MONSTER BEVERAGE CORP		2017-12-08	2018-04-03
4 MONSTER BEVERAGE CORP		2017-12-08	2018-04-04
4 MONSTER BEVERAGE CORP		2016-05-26	2018-04-04
5 MONSTER BEVERAGE CORP		2016-05-16	2018-04-04
20 MONSTER BEVERAGE CORP		2016-05-16	2018-05-11
6 MONSTER BEVERAGE CORP		2016-05-16	2018-09-11
6 MONSTER BEVERAGE CORP		2016-05-16	2018-09-11
13 MONSTER BEVERAGE CORP		2016-05-16	2018-09-13
18 MONSTER BEVERAGE CORP		2016-05-16	2018-09-19

Form 990PF Part IV - Capital Gains and Losses for Tax on Investment Income - Columns e - h

(e) Gross sales price	Depreciation allowed (f) (or allowable)	Cost or other basis (g) plus expense of sale	Gain or (loss) (h) (e) plus (f) minus (g)
64		63	1
781		881	-100
223		251	-28
223		200	23
280		249	31
988		998	-10
353		299	54
352		299	53
759		648	111
1,069		898	171

Form 990PF Part IV - Capital Gains and Losses for Tax on Investment Income - Columns i - l

Complete only for assets showing gain in column (h) and owned by the foundation on 12/31/69			(l) Gains (Col (h) gain minus col (k), but not less than -0-) or Losses (from col (h))
(i) F M V as of 12/31/69	Adjusted basis (j) as of 12/31/69	Excess of col (i) (k) over col (j), if any	
			1
			-100
			-28
			23
			31
			-10
			54
			53
			111
			171

Form 990PF Part IV - Capital Gains and Losses for Tax on Investment Income - Columns a - d			
List and describe the kind(s) of property sold (e g , real estate, (a) 2-story brick warehouse, or common stock, 200 shs MLC Co)	(b) How acquired P—Purchase D—Donation	(c) Date acquired (mo , day, yr)	(d) Date sold (mo , day, yr)
6 MONSTER BEVERAGE CORP		2016-05-16	2018-09-21
1 5 MONSTER BEVERAGE CORP		2016-05-16	2018-09-25
12 MONSTER BEVERAGE CORP		2016-05-16	2018-09-27
6 MONSTER BEVERAGE CORP		2017-03-27	2018-10-01
6 MONSTER BEVERAGE CORP		2017-03-27	2018-10-01
14 MOODYS CORP		2018-03-02	2018-08-01
2 MOODYS CORP		2016-05-25	2018-08-17
7 MOODYS CORP		2018-03-02	2018-08-17
9 MOODYS CORP		2017-01-04	2018-08-29
18 MOODYS CORP		2016-05-16	2018-09-17

Form 990PF Part IV - Capital Gains and Losses for Tax on Investment Income - Columns e - h

(e) Gross sales price	Depreciation allowed (f) (or allowable)	Cost or other basis (g) plus expense of sale	Gain or (loss) (h) (e) plus (f) minus (g)
364		299	65
290		249	41
707		599	108
346		288	58
345		282	63
2,397		2,331	66
343		197	146
1,199		1,165	34
1,585		864	721
3,187		1,704	1,483

Form 990PF Part IV - Capital Gains and Losses for Tax on Investment Income - Columns i - l

Complete only for assets showing gain in column (h) and owned by the foundation on 12/31/69			(l) Gains (Col (h) gain minus col (k), but not less than -0-) or Losses (from col (h))
(i) F M V as of 12/31/69	Adjusted basis (j) as of 12/31/69	Excess of col (i) (k) over col (j), if any	
			65
			41
			108
			58
			63
			66
			146
			34
			721
			1,483

Form 990PF Part IV - Capital Gains and Losses for Tax on Investment Income - Columns a - d			
List and describe the kind(s) of property sold (e g , real estate, (a) 2-story brick warehouse, or common stock, 200 shs MLC Co)	(b) How acquired P—Purchase D—Donation	(c) Date acquired (mo , day, yr)	(d) Date sold (mo , day, yr)
20 MOODYS CORP		2016-05-16	2018-10-05
1 6 MOODYS CORP		2016-05-16	2018-12-20
11 MOTOROLA SOLUTIONS, INC		2016-05-16	2018-01-12
8 MOTOROLA SOLUTIONS, INC		2016-05-16	2018-02-05
159 NATIONAL GENERAL HOLDINGS CORP		2018-03-02	2018-11-13
335 NATIONAL GENERAL HOLDINGS CORP		2017-09-06	2018-11-13
1 NETFLIX COM INC		2017-04-20	2018-01-04
1 NETFLIX COM INC		2017-03-07	2018-01-30
4 NETFLIX COM INC		2017-01-06	2018-01-30
1 NETFLIX COM INC		2017-01-06	2018-06-06

Form 990PF Part IV - Capital Gains and Losses for Tax on Investment Income - Columns e - h

(e) Gross sales price	Depreciation allowed (f) (or allowable)	Cost or other basis (g) plus expense of sale	Gain or (loss) (h) (e) plus (f) minus (g)
3,230		1,894	1,336
817		568	249
1,059		783	276
831		569	262
4,444		3,512	932
9,363		7,043	2,320
205		141	64
279		141	138
1,115		530	585
365		132	233

Form 990PF Part IV - Capital Gains and Losses for Tax on Investment Income - Columns i - l

Complete only for assets showing gain in column (h) and owned by the foundation on 12/31/69			(I) Gains (Col (h) gain minus col (k), but not less than -0-) or Losses (from col (h))
(i) F M V as of 12/31/69	Adjusted basis (j) as of 12/31/69	Excess of col (i) (k) over col (j), if any	
			1,336
			249
			276
			262
			932
			2,320
			64
			138
			585
			233

Form 990PF Part IV - Capital Gains and Losses for Tax on Investment Income - Columns a - d			
List and describe the kind(s) of property sold (e g , real estate, (a) 2-story brick warehouse, or common stock, 200 shs MLC Co)	(b) How acquired P—Purchase D—Donation	(c) Date acquired (mo , day, yr)	(d) Date sold (mo , day, yr)
2 NETFLIX COM INC		2018-02-15	2018-06-06
1 7 NETFLIX COM INC		2017-01-06	2018-06-15
3 NETFLIX COM INC		2016-12-12	2018-06-22
2 NETFLIX COM INC		2016-08-31	2018-06-27
41 NIKE INC CL B		2017-10-30	2018-01-24
25 NIKE INC CL B		2017-10-30	2018-12-21
321 NORDEA BANK AB-SPON ADR		2017-07-14	2018-02-27
32 NOVARTIS AG - ADR		2017-11-17	2018-02-27
98 NOVARTIS AG - ADR		2016-05-18	2018-02-27
7 NVIDIA CORP		2018-06-01	2018-11-21

Form 990PF Part IV - Capital Gains and Losses for Tax on Investment Income - Columns e - h

(e) Gross sales price	Depreciation allowed (f) (or allowable)	Cost or other basis (g) plus expense of sale	Gain or (loss) (h) (e) plus (f) minus (g)
730		544	186
2,767		872	1,895
1,237		318	919
788		195	593
2,788		2,254	534
1,820		1,374	446
3,691		4,387	-696
2,710		2,683	27
8,299		7,403	896
1,020		1,792	-772

Form 990PF Part IV - Capital Gains and Losses for Tax on Investment Income - Columns i - l

Complete only for assets showing gain in column (h) and owned by the foundation on 12/31/69			(I) Gains (Col (h) gain minus col (k), but not less than -0-) or Losses (from col (h))
(i) F M V as of 12/31/69	Adjusted basis (j) as of 12/31/69	Excess of col (i) (k) over col (j), if any	
			186
			1,895
			919
			593
			534
			446
			-696
			27
			896
			-772

Form 990PF Part IV - Capital Gains and Losses for Tax on Investment Income - Columns a - d			
List and describe the kind(s) of property sold (e g , real estate, (a) 2-story brick warehouse, or common stock, 200 shs MLC Co)	(b) How acquired P—Purchase D—Donation	(c) Date acquired (mo , day, yr)	(d) Date sold (mo , day, yr)
9 NVIDIA CORP		2018-05-11	2018-11-29
1 179 NUTRI SYS INC		2016-05-06	2018-06-06
85 NUTRI SYS INC		2018-03-02	2018-06-06
96 NUVASIVE INC		2018-03-02	2018-03-16
117 NUVASIVE INC		2016-08-31	2018-03-16
8 O'REILLY AUTOMOTIVE INC		2016-08-31	2018-12-20
217 ORASURE TECHNOLOGIES INC		2018-03-02	2018-11-13
439 ORASURE TECHNOLOGIES INC		2017-07-05	2018-11-13
200 ORTHOFIX MEDICAL INC		2018-03-16	2018-11-13
4 PNC FINANCIAL SERVICES GROUP		2018-01-30	2018-09-14

Form 990PF Part IV - Capital Gains and Losses for Tax on Investment Income - Columns e - h

(e) Gross sales price	(f) Depreciation allowed (or allowable)	(g) Cost or other basis plus expense of sale	(h) Gain or (loss) (e) plus (f) minus (g)
1,424		2,647	-1,223
6,471		3,999	2,472
3,073		3,175	-102
4,952		5,436	-484
6,035		6,208	-173
2,660		2,272	388
2,862		3,739	-877
5,790		7,898	-2,108
11,862		11,985	-123
561		633	-72

Form 990PF Part IV - Capital Gains and Losses for Tax on Investment Income - Columns i - l

Complete only for assets showing gain in column (h) and owned by the foundation on 12/31/69			(I) Gains (Col (h) gain minus col (k), but not less than -0-) or Losses (from col (h))
(i) F M V as of 12/31/69	(j) Adjusted basis as of 12/31/69	(k) Excess of col (i) over col (j), if any	
			-1,223
			2,472
			-102
			-484
			-173
			388
			-877
			-2,108
			-123
			-72

Form 990PF Part IV - Capital Gains and Losses for Tax on Investment Income - Columns a - d

List and describe the kind(s) of property sold (e g , real estate, (a) 2-story brick warehouse, or common stock, 200 shs MLC Co)		(b) How acquired P—Purchase D—Donation	(c) Date acquired (mo , day, yr)	(d) Date sold (mo , day, yr)
4	PNC FINANCIAL SERVICES GROUP		2018-01-31	2018-09-14
1 4	PNC FINANCIAL SERVICES GROUP		2018-01-31	2018-09-17
6	PNC FINANCIAL SERVICES GROUP		2018-02-01	2018-09-19
29	PNC FINANCIAL SERVICES GROUP		2016-08-30	2018-10-01
5	PNC FINANCIAL SERVICES GROUP		2018-02-01	2018-10-03
6	PNC FINANCIAL SERVICES GROUP		2018-04-27	2018-10-03
5	PNC FINANCIAL SERVICES GROUP		2018-04-27	2018-10-04
2	PNC FINANCIAL SERVICES GROUP		2018-04-26	2018-10-05
3	PNC FINANCIAL SERVICES GROUP		2018-04-26	2018-10-05
3	PARKER HANNIFIN CORP		2017-05-01	2018-06-22

Form 990PF Part IV - Capital Gains and Losses for Tax on Investment Income - Columns e - h

(e) Gross sales price	(f) Depreciation allowed (or allowable)	(g) Cost or other basis plus expense of sale	(h) Gain or (loss) (e) plus (f) minus (g)
562		632	-70
558		632	-74
850		947	-97
3,953		2,549	1,404
694		789	-95
832		913	-81
698		732	-34
278		291	-13
417		436	-19
481		477	4

Form 990PF Part IV - Capital Gains and Losses for Tax on Investment Income - Columns i - l

Complete only for assets showing gain in column (h) and owned by the foundation on 12/31/69			(l) Gains (Col (h) gain minus col (k), but not less than -0-) or Losses (from col (h))
(i) F M V as of 12/31/69	(j) Adjusted basis as of 12/31/69	(k) Excess of col (i) over col (j), if any	
			-70
			-74
			-97
			1,404
			-95
			-81
			-34
			-13
			-19
			4

Form 990PF Part IV - Capital Gains and Losses for Tax on Investment Income - Columns a - d

List and describe the kind(s) of property sold (e g , real estate, (a) 2-story brick warehouse, or common stock, 200 shs MLC Co)		(b) How acquired P—Purchase D—Donation	(c) Date acquired (mo , day, yr)	(d) Date sold (mo , day, yr)
2 PARKER HANNIFIN CORP			2017-05-01	2018-07-17
1	2 PARKER HANNIFIN CORP		2017-03-27	2018-07-17
3 PARKER HANNIFIN CORP			2017-03-27	2018-07-18
4 PARKER HANNIFIN CORP			2017-01-19	2018-10-16
3 PARKER HANNIFIN CORP			2016-12-16	2018-10-18
4 PARKER HANNIFIN CORP			2016-12-05	2018-10-19
3 PARKER HANNIFIN CORP			2016-12-19	2018-10-23
9 PARKER HANNIFIN CORP			2016-12-19	2018-10-26
8 PARKER HANNIFIN CORP			2016-12-13	2018-10-30
1 PAYPAL HOLDINGS INC			2017-12-11	2018-01-04

Form 990PF Part IV - Capital Gains and Losses for Tax on Investment Income - Columns e - h

(e) Gross sales price	Depreciation allowed (f) (or allowable)	Cost or other basis (g) plus expense of sale	Gain or (loss) (h) (e) plus (f) minus (g)
316		318	-2
316		311	5
480		445	35
658		575	83
484		430	54
631		572	59
456		429	27
1,317		1,282	35
1,186		1,134	52
77		73	4

Form 990PF Part IV - Capital Gains and Losses for Tax on Investment Income - Columns i - l

Complete only for assets showing gain in column (h) and owned by the foundation on 12/31/69			(l) Gains (Col (h) gain minus col (k), but not less than -0-) or Losses (from col (h))
(i) F M V as of 12/31/69	Adjusted basis (j) as of 12/31/69	Excess of col (i) (k) over col (j), if any	
			-2
			5
			35
			83
			54
			59
			27
			35
			52
			4

Form 990PF Part IV - Capital Gains and Losses for Tax on Investment Income - Columns a - d			
List and describe the kind(s) of property sold (e g , real estate, (a) 2-story brick warehouse, or common stock, 200 shs MLC Co)	(b) How acquired P—Purchase D—Donation	(c) Date acquired (mo , day, yr)	(d) Date sold (mo , day, yr)
7 PAYPAL HOLDINGS INC		2017-12-11	2018-05-30
1 7 PAYPAL HOLDINGS INC		2017-12-11	2018-05-30
6 PAYPAL HOLDINGS INC		2017-12-11	2018-09-27
6 PAYPAL HOLDINGS INC		2017-11-01	2018-09-27
5 PAYPAL HOLDINGS INC		2017-10-25	2018-09-28
6 PAYPAL HOLDINGS INC		2017-10-25	2018-09-28
3 PAYPAL HOLDINGS INC		2017-10-06	2018-10-08
9 PAYPAL HOLDINGS INC		2017-10-25	2018-10-08
35 PAYPAL HOLDINGS INC		2017-10-06	2018-10-11
10000 PEPSICO INC 4 500% 1/15/20		2016-05-17	2018-06-11

Form 990PF Part IV - Capital Gains and Losses for Tax on Investment Income - Columns e - h

(e) Gross sales price	(f) Depreciation allowed (or allowable)	(g) Cost or other basis plus expense of sale	(h) Gain or (loss) (e) plus (f) minus (g)
569		512	57
567		512	55
538		437	101
539		429	110
442		356	86
531		426	105
246		198	48
738		639	99
2,686		2,223	463
10,288		11,114	-826

Form 990PF Part IV - Capital Gains and Losses for Tax on Investment Income - Columns i - l

Complete only for assets showing gain in column (h) and owned by the foundation on 12/31/69			(l) Gains (Col (h) gain minus col (k), but not less than -0-) or Losses (from col (h))
(i) F M V as of 12/31/69	(j) Adjusted basis as of 12/31/69	(k) Excess of col (i) over col (j), if any	
			57
			55
			101
			110
			86
			105
			48
			99
			463
			-826

Form 990PF Part IV - Capital Gains and Losses for Tax on Investment Income - Columns a - d			
List and describe the kind(s) of property sold (e g , real estate, (a) 2-story brick warehouse, or common stock, 200 shs MLC Co)	(b) How acquired P—Purchase D—Donation	(c) Date acquired (mo , day, yr)	(d) Date sold (mo , day, yr)
2000 PEPSICO INC 4 500% 1/15/20		2016-05-17	2018-07-11
1 11 PHYSICIANS REALTY TRUST		2016-08-31	2018-02-22
139 PHYSICIANS REALTY TRUST		2017-05-30	2018-06-19
1 4667 PUMA SE NPV 10/15/18		2018-07-16	2018-07-16
20 PROGRESSIVE CORP OHIO		2018-05-10	2018-09-17
13 PROGRESSIVE CORP OHIO		2018-03-02	2018-10-05
8 PROLOGIS INC		2016-08-31	2018-02-22
74 PROLOGIS INC		2018-08-01	2018-08-28
290 PRUDENTIAL PLC - ADR		2016-05-18	2018-02-27
5 PUBLIC STORAGE INC COM		2016-03-15	2018-08-01

Form 990PF Part IV - Capital Gains and Losses for Tax on Investment Income - Columns e - h

(e) Gross sales price	(f) Depreciation allowed (or allowable)	(g) Cost or other basis plus expense of sale	(h) Gain or (loss) (e) plus (f) minus (g)
2,053		2,223	-170
166		223	-57
2,164		2,778	-614
819		748	71
1,370		1,242	128
920		748	172
481		429	52
49		48	1
14,836		11,034	3,802
1,075		1,313	-238

Form 990PF Part IV - Capital Gains and Losses for Tax on Investment Income - Columns i - l

Complete only for assets showing gain in column (h) and owned by the foundation on 12/31/69			(l) Gains (Col (h) gain minus col (k), but not less than -0-) or Losses (from col (h))
(i) F M V as of 12/31/69	(j) Adjusted basis as of 12/31/69	(k) Excess of col (i) over col (j), if any	
			-170
			-57
			-614
			71
			128
			172
			52
			1
			3,802
			-238

Form 990PF Part IV - Capital Gains and Losses for Tax on Investment Income - Columns a - d			
List and describe the kind(s) of property sold (e g , real estate, (a) 2-story brick warehouse, or common stock, 200 shs MLC Co)	(b) How acquired P—Purchase D—Donation	(c) Date acquired (mo , day, yr)	(d) Date sold (mo , day, yr)
83 QTS REALTY TRUST INC-CL A		2018-03-02	2018-03-16
1 117 QTS REALTY TRUST INC-CL A		2016-08-31	2018-03-16
137 QUALYS INC		2018-09-10	2018-11-13
336 RPX CORP		2016-08-31	2018-06-06
158 RPX CORP		2018-03-02	2018-06-06
46 REALTY INCOME CORP COM		2018-08-01	2018-10-24
577 RED ELECTRICA COR-UNSPON ADR		2016-06-01	2018-02-27
1 RED HAT INC		2017-12-21	2018-01-04
3 RED HAT INC		2017-12-21	2018-05-07
16 RED HAT INC		2017-10-26	2018-10-29

Form 990PF Part IV - Capital Gains and Losses for Tax on Investment Income - Columns e - h

(e) Gross sales price	Depreciation allowed (f) (or allowable)	Cost or other basis (g) plus expense of sale	Gain or (loss) (h) (e) plus (f) minus (g)
3,128		3,513	-385
4,409		5,753	-1,344
9,919		12,600	-2,681
3,512		3,412	100
1,652		1,774	-122
2,700		2,550	150
5,666		6,193	-527
125		123	2
500		366	134
2,720		1,860	860

Form 990PF Part IV - Capital Gains and Losses for Tax on Investment Income - Columns i - l

Complete only for assets showing gain in column (h) and owned by the foundation on 12/31/69			(I) Gains (Col (h) gain minus col (k), but not less than -0-) or Losses (from col (h))
(i) F M V as of 12/31/69	Adjusted basis (j) as of 12/31/69	Excess of col (i) (k) over col (j), if any	
			-385
			-1,344
			-2,681
			100
			-122
			150
			-527
			2
			134
			860

Form 990PF Part IV - Capital Gains and Losses for Tax on Investment Income - Columns a - d			
List and describe the kind(s) of property sold (e g , real estate, (a) 2-story brick warehouse, or common stock, 200 shs MLC Co)	(b) How acquired P—Purchase D—Donation	(c) Date acquired (mo , day, yr)	(d) Date sold (mo , day, yr)
9 REGENCY CENTERS CORP		2016-08-08	2018-02-22
1 12 REGENCY CENTERS CORP		2016-08-31	2018-06-19
279 RELX PLC ADR		2016-05-18	2018-01-24
221 RELX PLC ADR		2016-05-18	2018-02-27
7 RETAIL VALUE INC		2018-07-02	2018-07-19
14 RETAIL VALUE INC		2018-07-02	2018-08-09
1 ROPER TECHNOLOGIES INC		2016-05-16	2018-08-17
9 ROPER TECHNOLOGIES INC		2018-03-02	2018-08-17
10 ROPER TECHNOLOGIES INC		2016-05-16	2018-12-20
24 ROSS STORES INC		2018-03-02	2018-07-26

Form 990PF Part IV - Capital Gains and Losses for Tax on Investment Income - Columns e - h

(e) Gross sales price	Depreciation allowed (f) (or allowable)	Cost or other basis (g) plus expense of sale	Gain or (loss) (h) (e) plus (f) minus (g)
523		741	-218
710		973	-263
6,388		5,036	1,352
4,594		3,989	605
24		23	1
478		450	28
297		178	119
2,673		2,408	265
2,637		1,782	855
2,111		1,875	236

Form 990PF Part IV - Capital Gains and Losses for Tax on Investment Income - Columns i - l

Complete only for assets showing gain in column (h) and owned by the foundation on 12/31/69			(I) Gains (Col (h) gain minus col (k), but not less than -0-) or Losses (from col (h))
(i) F M V as of 12/31/69	Adjusted basis (j) as of 12/31/69	Excess of col (i) (k) over col (j), if any	
			-218
			-263
			1,352
			605
			1
			28
			119
			265
			855
			236

Form 990PF Part IV - Capital Gains and Losses for Tax on Investment Income - Columns a - d			
List and describe the kind(s) of property sold (e g , real estate, (a) 2-story brick warehouse, or common stock, 200 shs MLC Co)	(b) How acquired P—Purchase D—Donation	(c) Date acquired (mo , day, yr)	(d) Date sold (mo , day, yr)
9 ROSS STORES INC		2018-03-02	2018-08-01
1 28 ROSS STORES INC		2016-08-31	2018-08-01
18 ROSS STORES INC		2016-05-16	2018-08-29
31 ROSS STORES INC		2016-05-16	2018-10-05
42 ROSS STORES INC		2016-05-16	2018-11-15
36 ROSS STORES INC		2017-07-27	2018-12-20
87 ROYAL DUTCH SHELL PLC ADR		2017-01-24	2018-02-27
89 ROYAL DUTCH SHELL PLC ADR		2017-11-17	2018-02-27
2686 KONINKLIJKE KPN N V - ADR		2016-08-31	2018-02-14
239 RUSH ENTERPRISES INC		2018-03-02	2018-11-13

Form 990PF Part IV - Capital Gains and Losses for Tax on Investment Income - Columns e - h

(e) Gross sales price	(f) Depreciation allowed (or allowable)	(g) Cost or other basis plus expense of sale	(h) Gain or (loss) (e) plus (f) minus (g)
778		703	75
2,420		1,614	806
1,725		993	732
2,940		1,710	1,230
4,010		2,317	1,693
2,787		1,974	813
5,595		4,457	1,138
5,724		5,290	434
8,415		10,018	-1,603
8,972		12,294	-3,322

Form 990PF Part IV - Capital Gains and Losses for Tax on Investment Income - Columns i - l

Complete only for assets showing gain in column (h) and owned by the foundation on 12/31/69			(l) Gains (Col (h) gain minus col (k), but not less than -0-) or Losses (from col (h))
(i) F M V as of 12/31/69	(j) Adjusted basis as of 12/31/69	(k) Excess of col (i) over col (j), if any	
			75
			806
			732
			1,230
			1,693
			813
			1,138
			434
			-1,603
			-3,322

Form 990PF Part IV - Capital Gains and Losses for Tax on Investment Income - Columns a - d			
List and describe the kind(s) of property sold (e g , real estate, (a) 2-story brick warehouse, or common stock, 200 shs MLC Co)	(b) How acquired P—Purchase D—Donation	(c) Date acquired (mo , day, yr)	(d) Date sold (mo , day, yr)
124 RUTH'S HOSPITALITY GROUP		2018-03-02	2018-06-06
1 385 RUTH'S HOSPITALITY GROUP		2017-09-06	2018-11-13
61 RUTH'S HOSPITALITY GROUP		2017-12-15	2018-11-13
1 RYANAIR HOLDINGS PLC-SP ADR		2016-05-18	2018-02-27
59 RYANAIR HOLDINGS PLC-SP ADR		2017-12-15	2018-02-27
160 RYOHIN KEIKAKU CO-UNSP ADR		2016-05-18	2018-02-27
9 S&P GLOBAL INC		2018-03-02	2018-07-26
5 S&P GLOBAL INC		2018-03-02	2018-08-01
4 S&P GLOBAL INC		2016-05-16	2018-08-01
10 S&P GLOBAL INC		2016-05-16	2018-08-29

Form 990PF Part IV - Capital Gains and Losses for Tax on Investment Income - Columns e - h

(e) Gross sales price	Depreciation allowed (f) (or allowable)	Cost or other basis (g) plus expense of sale	Gain or (loss) (h) (e) plus (f) minus (g)
3,368		3,037	331
10,595		6,570	4,025
1,679		1,294	385
123		79	44
7,254		6,707	547
10,877		7,278	3,599
1,913		1,695	218
991		942	49
793		425	368
2,048		1,063	985

Form 990PF Part IV - Capital Gains and Losses for Tax on Investment Income - Columns i - l

Complete only for assets showing gain in column (h) and owned by the foundation on 12/31/69			(l) Gains (Col (h) gain minus col (k), but not less than -0-) or Losses (from col (h))
(i) F M V as of 12/31/69	Adjusted basis (j) as of 12/31/69	Excess of col (i) (k) over col (j), if any	
			331
			4,025
			385
			44
			547
			3,599
			218
			49
			368
			985

Form 990PF Part IV - Capital Gains and Losses for Tax on Investment Income - Columns a - d				
List and describe the kind(s) of property sold (e g , real estate, (a) 2-story brick warehouse, or common stock, 200 shs MLC Co)		(b) How acquired P—Purchase D—Donation	(c) Date acquired (mo , day, yr)	(d) Date sold (mo , day, yr)
8 S&P GLOBAL INC			2016-05-16	2018-11-15
1	12 S&P GLOBAL INC		2016-05-16	2018-12-20
3 SL GREEN REALTY CORP COM			2016-07-13	2018-02-22
12 SL GREEN REALTY CORP COM			2016-07-13	2018-04-19
8 SL GREEN REALTY CORP COM			2016-05-06	2018-08-29
37 SL GREEN REALTY CORP COM			2016-05-06	2018-09-17
38 SL GREEN REALTY CORP COM			2016-03-15	2018-10-26
99 SP PLUS CORP			2018-03-02	2018-11-13
206 SP PLUS CORP			2017-09-06	2018-11-13
305 SAFRAN SA-UNSPON ADR			2018-02-20	2018-02-27

Form 990PF Part IV - Capital Gains and Losses for Tax on Investment Income - Columns e - h

(e) Gross sales price	Depreciation allowed (f) (or allowable)	Cost or other basis (g) plus expense of sale	Gain or (loss) (h) (e) plus (f) minus (g)
1,419		850	569
1,986		1,275	711
289		344	-55
1,144		1,261	-117
832		825	7
3,736		3,582	154
3,487		3,543	-56
3,084		3,601	-517
6,417		7,714	-1,297
8,479		8,318	161

Form 990PF Part IV - Capital Gains and Losses for Tax on Investment Income - Columns i - l

Complete only for assets showing gain in column (h) and owned by the foundation on 12/31/69			(I) Gains (Col (h) gain minus col (k), but not less than -0-) or Losses (from col (h))
(i) F M V as of 12/31/69	Adjusted basis (j) as of 12/31/69	Excess of col (i) (k) over col (j), if any	
			569
			711
			-55
			-117
			7
			154
			-56
			-517
			-1,297
			161

Form 990PF Part IV - Capital Gains and Losses for Tax on Investment Income - Columns a - d			
List and describe the kind(s) of property sold (e g , real estate, (a) 2-story brick warehouse, or common stock, 200 shs MLC Co)	(b) How acquired P—Purchase D—Donation	(c) Date acquired (mo , day, yr)	(d) Date sold (mo , day, yr)
2 SALESFORCE COM INC		2017-05-26	2018-01-04
1 8 SALESFORCE COM INC		2018-04-19	2018-06-28
372 SAMPO OYJ-A SHS-UNSP ADR		2016-11-30	2018-02-27
33 SANDERSON FARMS INC		2018-03-02	2018-09-10
69 SANDERSON FARMS INC		2017-09-06	2018-09-10
212 SANMINA CORP		2016-08-31	2018-01-25
85 SANMINA CORP		2017-12-15	2018-01-25
5 SAP SE		2017-03-27	2018-02-27
112 SAP SE		2017-01-19	2018-02-27
17 SAUL CTRS INC COM		2016-05-06	2018-01-19

Form 990PF Part IV - Capital Gains and Losses for Tax on Investment Income - Columns e - h

(e) Gross sales price	Depreciation allowed (f) (or allowable)	Cost or other basis (g) plus expense of sale	Gain or (loss) (h) (e) plus (f) minus (g)
214		182	32
1,076		992	84
10,591		8,178	2,413
3,481		4,328	-847
7,278		6,129	1,149
5,693		4,967	726
2,282		2,931	-649
521		488	33
11,673		10,250	1,423
952		967	-15

Form 990PF Part IV - Capital Gains and Losses for Tax on Investment Income - Columns i - l

Complete only for assets showing gain in column (h) and owned by the foundation on 12/31/69			(l) Gains (Col (h) gain minus col (k), but not less than -0-) or Losses (from col (h))
(i) F M V as of 12/31/69	Adjusted basis (j) as of 12/31/69	Excess of col (i) (k) over col (j), if any	
			32
			84
			2,413
			-847
			1,149
			726
			-649
			33
			1,423
			-15

Form 990PF Part IV - Capital Gains and Losses for Tax on Investment Income - Columns a - d			
List and describe the kind(s) of property sold (e g , real estate, (a) 2-story brick warehouse, or common stock, 200 shs MLC Co)	(b) How acquired P—Purchase D—Donation	(c) Date acquired (mo , day, yr)	(d) Date sold (mo , day, yr)
16 SCHLUMBERGER LTD		2018-01-23	2018-02-14
1 6 SCHLUMBERGER LTD		2018-01-23	2018-02-14
18 SCHLUMBERGER LTD		2018-01-22	2018-02-14
25 SCHLUMBERGER LTD		2018-01-16	2018-02-14
207 SCHLUMBERGER LTD		2017-07-14	2018-11-21
45 SCHLUMBERGER LTD		2018-02-14	2018-11-21
61 SENIOR HOUSING PROP TRUST		2016-06-08	2018-01-04
5 SHERWIN WILLIAMS CO		2018-03-02	2018-08-17
4 SHERWIN WILLIAMS CO		2017-08-09	2018-08-17
9 SHERWIN WILLIAMS CO		2017-08-09	2018-09-17

Form 990PF Part IV - Capital Gains and Losses for Tax on Investment Income - Columns e - h

(e) Gross sales price	Depreciation allowed (f) (or allowable)	Cost or other basis (g) plus expense of sale	Gain or (loss) (h) (e) plus (f) minus (g)
1,038		1,261	-223
391		472	-81
1,172		1,401	-229
1,653		1,884	-231
9,899		15,542	-5,643
2,152		3,843	-1,691
1,149		1,195	-46
2,215		1,961	254
1,772		1,336	436
4,221		2,809	1,412

Form 990PF Part IV - Capital Gains and Losses for Tax on Investment Income - Columns i - l

Complete only for assets showing gain in column (h) and owned by the foundation on 12/31/69			(I) Gains (Col (h) gain minus col (k), but not less than -0-) or Losses (from col (h))
(i) F M V as of 12/31/69	Adjusted basis (j) as of 12/31/69	Excess of col (i) (k) over col (j), if any	
			-223
			-81
			-229
			-231
			-5,643
			-1,691
			-46
			254
			436
			1,412

Form 990PF Part IV - Capital Gains and Losses for Tax on Investment Income - Columns a - d			
List and describe the kind(s) of property sold (e g , real estate, (a) 2-story brick warehouse, or common stock, 200 shs MLC Co)	(b) How acquired P—Purchase D—Donation	(c) Date acquired (mo , day, yr)	(d) Date sold (mo , day, yr)
11 SHERWIN WILLIAMS CO		2016-09-15	2018-10-11
1 64 SHIRE PLC ADR		2017-01-25	2018-02-27
23 SHIRE PLC ADR		2016-05-18	2018-09-06
21 SHIRE PLC ADR		2016-05-18	2018-11-29
82 SHIRE PLC ADR		2017-04-20	2018-12-17
6 SIMON PROPERTY GROUP INC		2016-08-08	2018-02-22
5 SIMON PROPERTY GROUP INC		2016-08-08	2018-06-19
7 SIMON PROPERTY GROUP INC		2016-08-08	2018-07-23
7 SIMON PROPERTY GROUP INC		2016-08-31	2018-09-17
30 SIMON PROPERTY GROUP INC		2016-08-31	2018-11-15

Form 990PF Part IV - Capital Gains and Losses for Tax on Investment Income - Columns e - h

(e) Gross sales price	Depreciation allowed (f) (or allowable)	Cost or other basis (g) plus expense of sale	Gain or (loss) (h) (e) plus (f) minus (g)
4,562		3,093	1,469
8,143		11,490	-3,347
3,865		4,100	-235
3,628		3,744	-116
13,963		14,258	-295
929		1,328	-399
826		1,107	-281
1,190		1,549	-359
1,278		1,510	-232
5,454		6,351	-897

Form 990PF Part IV - Capital Gains and Losses for Tax on Investment Income - Columns i - l

Complete only for assets showing gain in column (h) and owned by the foundation on 12/31/69			(I) Gains (Col (h) gain minus col (k), but not less than -0-) or Losses (from col (h))
(i) F M V as of 12/31/69	Adjusted basis (j) as of 12/31/69	Excess of col (i) (k) over col (j), if any	
			1,469
			-3,347
			-235
			-116
			-295
			-399
			-281
			-359
			-232
			-897

Form 990PF Part IV - Capital Gains and Losses for Tax on Investment Income - Columns a - d			
List and describe the kind(s) of property sold (e g , real estate, (a) 2-story brick warehouse, or common stock, 200 shs MLC Co)	(b) How acquired P—Purchase D—Donation	(c) Date acquired (mo , day, yr)	(d) Date sold (mo , day, yr)
11 SIMON PROPERTY GROUP INC		2016-05-06	2018-11-27
1 77 SKECHERS U S A INC		2018-03-02	2018-11-13
165 SKECHERS U S A INC		2017-03-27	2018-11-13
192 SKYWEST INC		2018-09-10	2018-11-13
143 SONY CORPORATION - ADR		2016-05-18	2018-01-29
85 SONY CORPORATION - ADR		2016-05-18	2018-02-27
170 SONY CORPORATION - ADR		2016-05-18	2018-09-21
400 SPARK ENERGY INC		2017-03-27	2018-11-13
197 SPARK ENERGY INC		2018-03-02	2018-11-13
34 SPIRIT AEROSYTHEMS HOLD-CL A		2016-10-03	2018-01-24

Form 990PF Part IV - Capital Gains and Losses for Tax on Investment Income - Columns e - h

(e) Gross sales price	(f) Depreciation allowed (or allowable)	(g) Cost or other basis plus expense of sale	(h) Gain or (loss) (e) plus (f) minus (g)
1,982		2,290	-308
2,184		3,024	-840
4,679		4,861	-182
10,597		11,869	-1,272
6,956		3,831	3,125
4,295		2,277	2,018
9,748		4,554	5,194
3,708		6,150	-2,442
1,826		2,027	-201
3,395		1,537	1,858

Form 990PF Part IV - Capital Gains and Losses for Tax on Investment Income - Columns i - l

Complete only for assets showing gain in column (h) and owned by the foundation on 12/31/69			(l) Gains (Col (h) gain minus col (k), but not less than -0-) or Losses (from col (h))
(i) F M V as of 12/31/69	(j) Adjusted basis as of 12/31/69	(k) Excess of col (i) over col (j), if any	
			-308
			-840
			-182
			-1,272
			3,125
			2,018
			5,194
			-2,442
			-201
			1,858

Form 990PF Part IV - Capital Gains and Losses for Tax on Investment Income - Columns a - d			
List and describe the kind(s) of property sold (e g , real estate, (a) 2-story brick warehouse, or common stock, 200 shs MLC Co)	(b) How acquired P—Purchase D—Donation	(c) Date acquired (mo , day, yr)	(d) Date sold (mo , day, yr)
5 SPIRIT RLTY CAP INC NEW		2016-08-31	2018-02-22
1 2 SPIRIT REALTY CAPITAL INC		2016-08-31	2018-12-24
8 SPIRIT MTA REIT		2018-05-31	2018-06-15
56 SPIRIT MTA REIT		2018-05-31	2018-11-15
1 SPLUNK INC		2016-05-16	2018-01-04
9 SQUARE INC		2018-01-22	2018-06-27
9 SQUARE INC		2018-01-22	2018-06-28
8 SQUARE INC		2018-01-22	2018-09-13
220 STATOIL ASA ADR		2016-11-04	2018-02-27
156 STATOIL ASA ADR		2016-11-04	2018-04-17

Form 990PF Part IV - Capital Gains and Losses for Tax on Investment Income - Columns e - h

(e) Gross sales price	Depreciation allowed (f) (or allowable)	Cost or other basis (g) plus expense of sale	Gain or (loss) (h) (e) plus (f) minus (g)
38		64	-26
7		26	-19
8		8	
577		525	52
88		47	41
542		395	147
545		395	150
735		347	388
5,042		3,561	1,481
3,951		2,525	1,426

Form 990PF Part IV - Capital Gains and Losses for Tax on Investment Income - Columns i - l

Complete only for assets showing gain in column (h) and owned by the foundation on 12/31/69			(l) Gains (Col (h) gain minus col (k), but not less than -0-) or Losses (from col (h))
(i) F M V as of 12/31/69	Adjusted basis (j) as of 12/31/69	Excess of col (i) (k) over col (j), if any	
			-26
			-19
			52
			41
			147
			150
			388
			1,481
			1,426

Form 990PF Part IV - Capital Gains and Losses for Tax on Investment Income - Columns a - d			
List and describe the kind(s) of property sold (e g , real estate, (a) 2-story brick warehouse, or common stock, 200 shs MLC Co)	(b) How acquired P—Purchase D—Donation	(c) Date acquired (mo , day, yr)	(d) Date sold (mo , day, yr)
13 STORE CAPITAL CORP		2016-08-31	2018-02-22
1 49 STORE CAPITAL CORP		2016-08-08	2018-04-19
61 STORE CAPITAL CORP		2016-10-25	2018-06-19
1 STORE CAPITAL CORP		2016-06-08	2018-11-27
39 STORE CAPITAL CORP		2018-08-01	2018-11-27
1005 SUMITOMO TRUST AND BANKING ADR		2016-05-18	2018-02-27
2 SUN CMNTYS INC COM		2018-01-31	2018-02-22
1 SUN CMNTYS INC COM		2018-01-31	2018-06-19
5 SUN CMNTYS INC COM		2016-08-08	2018-06-19
118 SUNCOR ENERGY INC NEW F		2018-02-20	2018-02-27

Form 990PF Part IV - Capital Gains and Losses for Tax on Investment Income - Columns e - h

(e) Gross sales price	Depreciation allowed (f) (or allowable)	Cost or other basis (g) plus expense of sale	Gain or (loss) (h) (e) plus (f) minus (g)
309		390	-81
1,210		1,429	-219
1,625		1,725	-100
29		35	-6
1,141		1,062	79
8,915		6,291	2,624
177		177	
96		88	8
480		371	109
4,050		4,113	-63

Form 990PF Part IV - Capital Gains and Losses for Tax on Investment Income - Columns i - l

Complete only for assets showing gain in column (h) and owned by the foundation on 12/31/69			(I) Gains (Col (h) gain minus col (k), but not less than -0-) or Losses (from col (h))
(i) F M V as of 12/31/69	Adjusted basis (j) as of 12/31/69	Excess of col (i) (k) over col (j), if any	
			-81
			-219
			-100
			-6
			79
			2,624
			8
			109
			-63

Form 990PF Part IV - Capital Gains and Losses for Tax on Investment Income - Columns a - d			
List and describe the kind(s) of property sold (e g , real estate, (a) 2-story brick warehouse, or common stock, 200 shs MLC Co)	(b) How acquired P—Purchase D—Donation	(c) Date acquired (mo , day, yr)	(d) Date sold (mo , day, yr)
79 SUNCOR ENERGY INC NEW F		2016-11-15	2018-02-27
1 295 SUNCOKE ENERGY INC		2018-03-02	2018-11-13
624 SUNCOKE ENERGY INC		2017-09-06	2018-11-13
19 SUNSTONE HOTEL INVS INC NEW		2016-08-31	2018-02-22
108 SUPERNUS PHARMACEUTICALS INC		2018-03-02	2018-11-13
227 SUPERNUS PHARMACEUTICALS INC		2017-09-06	2018-11-13
97 SYNEX CORP		2018-03-16	2018-11-13
144 SYNEOS HEALTH INC		2017-03-27	2018-06-06
93 SYNEOS HEALTH INC		2018-03-02	2018-06-06
24 TJX COMPANIES INC		2016-09-12	2018-10-01

Form 990PF Part IV - Capital Gains and Losses for Tax on Investment Income - Columns e - h

(e) Gross sales price	(f) Depreciation allowed (or allowable)	(g) Cost or other basis plus expense of sale	(h) Gain or (loss) (e) plus (f) minus (g)
2,712		2,385	327
3,098		3,178	-80
6,552		7,459	-907
284		266	18
4,802		4,180	622
10,092		3,795	6,297
7,585		12,237	-4,652
6,309		6,306	3
4,074		4,083	-9
2,704		1,820	884

Form 990PF Part IV - Capital Gains and Losses for Tax on Investment Income - Columns i - l

Complete only for assets showing gain in column (h) and owned by the foundation on 12/31/69			(l) Gains (Col (h) gain minus col (k), but not less than -0-) or Losses (from col (h))
(i) F M V as of 12/31/69	(j) Adjusted basis as of 12/31/69	(k) Excess of col (i) over col (j), if any	
			327
			-80
			-907
			18
			622
			6,297
			-4,652
			3
			-9
			884

Form 990PF Part IV - Capital Gains and Losses for Tax on Investment Income - Columns a - d			
List and describe the kind(s) of property sold (e g , real estate, (a) 2-story brick warehouse, or common stock, 200 shs MLC Co)	(b) How acquired P—Purchase D—Donation	(c) Date acquired (mo , day, yr)	(d) Date sold (mo , day, yr)
4 TANGER FACTORY OUTLET CTR		2016-04-14	2018-02-22
1 30 TANGER FACTORY OUTLET CTR		2016-10-25	2018-08-09
12 TARGET CORP		2016-05-13	2018-10-30
292 TELENOR ASA - ADR		2016-10-21	2018-02-27
17 TENCENT HOLDINGS LTD-UNS ADR		2018-02-21	2018-08-14
217 TENNECO INC		2018-03-16	2018-11-13
1 TEXAS INSTRUMENTS INC		2017-10-23	2018-01-04
11 TEXAS INSTRUMENTS INC		2018-01-17	2018-04-03
5 TEXAS INSTRUMENTS INC		2017-10-23	2018-10-18
12 TEXAS INSTRUMENTS INC		2017-03-02	2018-10-18

Form 990PF Part IV - Capital Gains and Losses for Tax on Investment Income - Columns e - h

(e) Gross sales price	Depreciation allowed (f) (or allowable)	Cost or other basis (g) plus expense of sale	Gain or (loss) (h) (e) plus (f) minus (g)
89		146	-57
715		1,083	-368
1,033		887	146
6,579		4,887	1,692
754		1,002	-248
7,427		11,942	-4,515
109		96	13
1,127		1,206	-79
502		480	22
1,205		941	264

Form 990PF Part IV - Capital Gains and Losses for Tax on Investment Income - Columns i - l

Complete only for assets showing gain in column (h) and owned by the foundation on 12/31/69			(I) Gains (Col (h) gain minus col (k), but not less than -0-) or Losses (from col (h))
(i) F M V as of 12/31/69	Adjusted basis (j) as of 12/31/69	Excess of col (i) (k) over col (j), if any	
			-57
			-368
			146
			1,692
			-248
			-4,515
			13
			-79
			22
			264

Form 990PF Part IV - Capital Gains and Losses for Tax on Investment Income - Columns a - d			
List and describe the kind(s) of property sold (e g , real estate, (a) 2-story brick warehouse, or common stock, 200 shs MLC Co)	(b) How acquired P—Purchase D—Donation	(c) Date acquired (mo , day, yr)	(d) Date sold (mo , day, yr)
11 TEXAS INSTRUMENTS INC		2017-03-02	2018-10-25
1 4 TEXAS INSTRUMENTS INC		2017-01-30	2018-12-07
8 TEXAS INSTRUMENTS INC		2017-01-30	2018-12-10
12 TEXAS INSTRUMENTS INC		2017-01-23	2018-12-11
12 TEXAS INSTRUMENTS INC		2017-01-20	2018-12-11
7 THERMO FISHER SCIENTIFIC INC		2017-03-27	2018-07-24
3 TIFFANY & CO NEW		2018-07-23	2018-11-20
2 TIFFANY & CO NEW		2018-07-23	2018-11-20
7 TIFFANY & CO NEW		2018-08-22	2018-11-21
7 TIFFANY & CO NEW		2018-10-01	2018-11-21

Form 990PF Part IV - Capital Gains and Losses for Tax on Investment Income - Columns e - h

(e) Gross sales price	Depreciation allowed (f) (or allowable)	Cost or other basis (g) plus expense of sale	Gain or (loss) (h) (e) plus (f) minus (g)
1,006		857	149
372		311	61
745		608	137
1,149		898	251
1,145		894	251
1,547		1,080	467
299		415	-116
200		277	-77
721		926	-205
721		901	-180

Form 990PF Part IV - Capital Gains and Losses for Tax on Investment Income - Columns i - l

Complete only for assets showing gain in column (h) and owned by the foundation on 12/31/69			(I) Gains (Col (h) gain minus col (k), but not less than -0-) or Losses (from col (h))
(i) F M V as of 12/31/69	Adjusted basis (j) as of 12/31/69	Excess of col (i) (k) over col (j), if any	
			149
			61
			137
			251
			251
			467
			-116
			-77
			-205
			-180

Form 990PF Part IV - Capital Gains and Losses for Tax on Investment Income - Columns a - d			
List and describe the kind(s) of property sold (e g , real estate, (a) 2-story brick warehouse, or common stock, 200 shs MLC Co)	(b) How acquired P—Purchase D—Donation	(c) Date acquired (mo , day, yr)	(d) Date sold (mo , day, yr)
10000 TIME WARNER INC 4 875% 3/15/20		2017-07-12	2018-09-27
1 290 TIVITY HEALTH INC		2018-03-16	2018-11-13
127 TOKYO ELECTRON LTD-UNSP ADR		2017-03-27	2018-02-27
72 TOKYO ELECTRON LTD-UNSP ADR		2017-03-27	2018-04-19
187 TOKYO ELECTRON LTD-UNSP ADR		2017-03-27	2018-07-03
99 TOWER INTERNATIONAL INC		2018-03-02	2018-11-13
207 TOWER INTERNATIONAL INC		2016-08-31	2018-11-13
405 US SILICA HOLDINGS INC		2018-03-02	2018-03-16
174 ULTRA CLEAN HLDGS INC		2018-03-02	2018-09-10
366 ULTRA CLEAN HLDGS INC		2017-09-06	2018-09-10

Form 990PF Part IV - Capital Gains and Losses for Tax on Investment Income - Columns e - h

(e) Gross sales price	(f) Depreciation allowed (or allowable)	(g) Cost or other basis plus expense of sale	(h) Gain or (loss) (e) plus (f) minus (g)
10,283		10,876	-593
10,732		11,760	-1,028
6,239		3,345	2,894
3,351		1,896	1,455
7,789		4,925	2,864
3,006		2,710	296
6,284		4,915	1,369
10,587		10,740	-153
2,388		3,426	-1,038
5,023		8,421	-3,398

Form 990PF Part IV - Capital Gains and Losses for Tax on Investment Income - Columns i - l

Complete only for assets showing gain in column (h) and owned by the foundation on 12/31/69			(I) Gains (Col (h) gain minus col (k), but not less than -0-) or Losses (from col (h))
(i) F M V as of 12/31/69	(j) Adjusted basis as of 12/31/69	(k) Excess of col (i) over col (j), if any	
			-593
			-1,028
			2,894
			1,455
			2,864
			296
			1,369
			-153
			-1,038
			-3,398

Form 990PF Part IV - Capital Gains and Losses for Tax on Investment Income - Columns a - d			
List and describe the kind(s) of property sold (e g , real estate, (a) 2-story brick warehouse, or common stock, 200 shs MLC Co)	(b) How acquired P—Purchase D—Donation	(c) Date acquired (mo , day, yr)	(d) Date sold (mo , day, yr)
499 UMPQUA HOLDINGS CORP		2018-06-06	2018-11-13
1 24 UNIFIRST CORP MASS		2018-03-02	2018-11-13
51 UNIFIRST CORP MASS		2017-03-27	2018-11-13
197 UNILEVER PLC - ADR		2016-05-18	2018-02-27
98 UNILEVER PLC - ADR		2016-05-18	2018-05-16
10 UNION PACIFIC CORP		2017-03-27	2018-07-24
21 UNION PACIFIC CORP		2017-03-27	2018-10-01
10 UNITED PARCEL SERVICE-CL B		2017-03-24	2018-07-17
10000 US TREASURY NOTE 3 125% 5/15/19		2016-05-17	2018-11-26
5000 US TREASURY NOTE 3 125% 5/15/19		2016-05-17	2018-12-11

Form 990PF Part IV - Capital Gains and Losses for Tax on Investment Income - Columns e - h

(e) Gross sales price	(f) Depreciation allowed (or allowable)	(g) Cost or other basis plus expense of sale	(h) Gain or (loss) (e) plus (f) minus (g)
9,837		12,214	-2,377
3,492		3,780	-288
7,420		5,776	1,644
10,243		8,824	1,419
5,389		4,389	1,000
1,424		1,039	385
3,449		2,018	1,431
1,107		1,054	53
10,027		10,648	-621
5,012		5,324	-312

Form 990PF Part IV - Capital Gains and Losses for Tax on Investment Income - Columns i - l

Complete only for assets showing gain in column (h) and owned by the foundation on 12/31/69			(l) Gains (Col (h) gain minus col (k), but not less than -0-) or Losses (from col (h))
(i) F M V as of 12/31/69	(j) Adjusted basis as of 12/31/69	(k) Excess of col (i) over col (j), if any	
			-2,377
			-288
			1,644
			1,419
			1,000
			385
			1,431
			53
			-621
			-312

Form 990PF Part IV - Capital Gains and Losses for Tax on Investment Income - Columns a - d			
List and describe the kind(s) of property sold (e g , real estate, (a) 2-story brick warehouse, or common stock, 200 shs MLC Co)	(b) How acquired P—Purchase D—Donation	(c) Date acquired (mo , day, yr)	(d) Date sold (mo , day, yr)
15000 US TREASURY NOTE 2 500% 5/15/24		2016-09-28	2018-04-23
1 1 UNITEDHEALTH GROUP INC		2017-10-26	2018-01-04
22 UNITEDHEALTH GROUP INC		2016-05-13	2018-03-06
4 UNITEDHEALTH GROUP INC		2018-06-01	2018-08-03
73 UNIVERSAL INSURANCE HOLDINGS I		2018-03-02	2018-03-16
290 UNIVERSAL INSURANCE HOLDINGS I		2017-03-27	2018-11-13
74 UNIVERSAL INSURANCE HOLDINGS I		2018-03-02	2018-11-13
264 VALEO - ADR		2016-08-31	2018-02-27
139 VALEO - ADR		2016-05-18	2018-10-04
386 VALEO - ADR		2016-05-18	2018-11-02

Form 990PF Part IV - Capital Gains and Losses for Tax on Investment Income - Columns e - h

(e) Gross sales price	Depreciation allowed (f) (or allowable)	Cost or other basis (g) plus expense of sale	Gain or (loss) (h) (e) plus (f) minus (g)
14,674		16,170	-1,496
225		208	17
4,970		2,781	2,189
1,028		968	60
2,367		2,118	249
12,972		6,753	6,219
3,310		1,962	1,348
8,759		6,583	2,176
2,612		3,422	-810
6,428		9,503	-3,075

Form 990PF Part IV - Capital Gains and Losses for Tax on Investment Income - Columns i - l

Complete only for assets showing gain in column (h) and owned by the foundation on 12/31/69			(l) Gains (Col (h) gain minus col (k), but not less than -0-) or Losses (from col (h))
(i) F M V as of 12/31/69	Adjusted basis (j) as of 12/31/69	Excess of col (i) (k) over col (j), if any	
			-1,496
			17
			2,189
			60
			249
			6,219
			1,348
			2,176
			-810
			-3,075

Form 990PF Part IV - Capital Gains and Losses for Tax on Investment Income - Columns a - d			
List and describe the kind(s) of property sold (e g , real estate, (a) 2-story brick warehouse, or common stock, 200 shs MLC Co)	(b) How acquired P—Purchase D—Donation	(c) Date acquired (mo , day, yr)	(d) Date sold (mo , day, yr)
700 VANGUARD REAL ESTATE ETF		2017-08-23	2018-12-26
1 9 VERISIGN INC COM		2016-05-16	2018-02-05
5000 VERIZON COMMUNICATIO 5 150% 9/15/23		2016-05-17	2018-06-15
8 VERISK ANALYTICS INC		2017-06-21	2018-01-12
5 VERTEX PHARMACEUTICALS INC COM		2018-03-08	2018-06-01
394 VINCI SA ADR		2016-08-16	2018-02-27
179 VINCI SA ADR		2016-05-18	2018-09-06
2 VISA INC-CLASS A SHRS		2016-08-31	2018-01-04
5 VISA INC-CLASS A SHRS		2016-08-31	2018-07-11
11 VISA INC-CLASS A SHRS		2016-05-16	2018-07-12

Form 990PF Part IV - Capital Gains and Losses for Tax on Investment Income - Columns e - h

(e) Gross sales price	(f) Depreciation allowed (or allowable)	(g) Cost or other basis plus expense of sale	(h) Gain or (loss) (e) plus (f) minus (g)
51,428		57,474	-6,046
1,006		767	239
5,396		5,762	-366
774		673	101
764		853	-89
9,917		7,254	2,663
4,172		3,291	881
234		162	72
692		405	287
1,533		850	683

Form 990PF Part IV - Capital Gains and Losses for Tax on Investment Income - Columns i - l

Complete only for assets showing gain in column (h) and owned by the foundation on 12/31/69			(l) Gains (Col (h) gain minus col (k), but not less than -0-) or Losses (from col (h))
(i) F M V as of 12/31/69	(j) Adjusted basis as of 12/31/69	(k) Excess of col (i) over col (j), if any	
			-6,046
			239
			-366
			101
			-89
			2,663
			881
			72
			287
			683

Form 990PF Part IV - Capital Gains and Losses for Tax on Investment Income - Columns a - d

List and describe the kind(s) of property sold (e g , real estate, (a) 2-story brick warehouse, or common stock, 200 shs MLC Co)		(b) How acquired P—Purchase D—Donation	(c) Date acquired (mo , day, yr)	(d) Date sold (mo , day, yr)
3 VORNADO REALTY TRUST			2016-08-08	2018-02-22
1 22 WAL MART STORES INC			2018-01-31	2018-02-20
11 WAL MART STORES INC			2018-01-09	2018-02-21
11 WAL MART STORES INC			2018-01-24	2018-02-21
283 WEB COM GROUP INC			2016-08-31	2018-03-16
187 WEB COM GROUP INC			2018-03-02	2018-03-16
1 WEYERHAEUSER CO			2018-01-04	2018-02-22
36 WEYERHAEUSER CO			2018-01-04	2018-08-01
239 WINNEBAGO INDS INC			2018-03-02	2018-11-13
199 WOLTERS KLUWER NV - ADR			2016-05-18	2018-02-27

Form 990PF Part IV - Capital Gains and Losses for Tax on Investment Income - Columns e - h

(e) Gross sales price	Depreciation allowed (f) (or allowable)	Cost or other basis (g) plus expense of sale	Gain or (loss) (h) (e) plus (f) minus (g)
200		255	-55
2,090		2,373	-283
1,022		1,318	-296
1,013		1,269	-256
5,591		5,376	215
3,695		3,601	94
35		35	
1,222		1,267	-45
6,690		12,122	-5,432
10,187		7,618	2,569

Form 990PF Part IV - Capital Gains and Losses for Tax on Investment Income - Columns i - l

Complete only for assets showing gain in column (h) and owned by the foundation on 12/31/69			(l) Gains (Col (h) gain minus col (k), but not less than -0-) or Losses (from col (h))
(i) F M V as of 12/31/69	Adjusted basis (j) as of 12/31/69	Excess of col (i) (k) over col (j), if any	
			-55
			-283
			-296
			-256
			215
			94
			-45
			-5,432
			2,569

Form 990PF Part IV - Capital Gains and Losses for Tax on Investment Income - Columns a - d			
List and describe the kind(s) of property sold (e g , real estate, (a) 2-story brick warehouse, or common stock, 200 shs MLC Co)	(b) How acquired P—Purchase D—Donation	(c) Date acquired (mo , day, yr)	(d) Date sold (mo , day, yr)
92 WOLTERS KLUWER NV - ADR		2016-05-18	2018-11-07
1 1 WORKDAY INC		2016-08-31	2018-01-04
7 WORKDAY INC		2017-03-27	2018-06-27
7 WORKDAY INC		2017-03-27	2018-06-28
485 ZUMIEZ INC		2018-06-06	2018-11-13
63 AON PLC		2016-05-18	2018-02-27
10 AON PLC		2018-03-02	2018-05-10
2 AON PLC		2016-08-31	2018-05-25
14 AON PLC		2018-03-02	2018-05-25
26 AON PLC		2016-08-31	2018-06-22

Form 990PF Part IV - Capital Gains and Losses for Tax on Investment Income - Columns e - h

(e) Gross sales price	Depreciation allowed (f) (or allowable)	Cost or other basis (g) plus expense of sale	Gain or (loss) (h) (e) plus (f) minus (g)
5,304		3,522	1,782
109		85	24
830		588	242
829		541	288
10,132		12,846	-2,714
8,992		6,634	2,358
1,433		1,374	59
284		222	62
1,988		1,924	64
3,567		2,818	749

Form 990PF Part IV - Capital Gains and Losses for Tax on Investment Income - Columns i - l

Complete only for assets showing gain in column (h) and owned by the foundation on 12/31/69			(l) Gains (Col (h) gain minus col (k), but not less than -0-) or Losses (from col (h))
(i) F M V as of 12/31/69	Adjusted basis (j) as of 12/31/69	Excess of col (i) (k) over col (j), if any	
			1,782
			24
			242
			288
			-2,714
			2,358
			59
			62
			64
			749

Form 990PF Part IV - Capital Gains and Losses for Tax on Investment Income - Columns a - d			
List and describe the kind(s) of property sold (e g , real estate, (a) 2-story brick warehouse, or common stock, 200 shs MLC Co)	(b) How acquired P—Purchase D—Donation	(c) Date acquired (mo , day, yr)	(d) Date sold (mo , day, yr)
8 AON PLC		2016-05-16	2018-07-26
1 9 AON PLC		2016-05-16	2018-08-01
9 AON PLC		2016-05-16	2018-08-17
13 AON PLC		2016-05-16	2018-10-05
8 AON PLC		2016-05-16	2018-11-15
12 AON PLC		2016-05-16	2018-12-20
32 AXALTA COATING SYSTEMS LTD		2016-08-11	2018-04-02
9 AXALTA COATING SYSTEMS LTD		2018-03-02	2018-04-02
13 AXALTA COATING SYSTEMS LTD		2016-07-28	2018-04-18
75 ACCENTURE PLC		2017-03-07	2018-02-27

Form 990PF Part IV - Capital Gains and Losses for Tax on Investment Income - Columns e - h

(e) Gross sales price	Depreciation allowed (f) (or allowable)	Cost or other basis (g) plus expense of sale	Gain or (loss) (h) (e) plus (f) minus (g)
1,184		849	335
1,282		955	327
1,291		955	336
2,040		1,380	660
1,288		849	439
1,760		1,274	486
959		906	53
270		279	-9
420		367	53
12,293		9,297	2,996

Form 990PF Part IV - Capital Gains and Losses for Tax on Investment Income - Columns i - l

Complete only for assets showing gain in column (h) and owned by the foundation on 12/31/69			(I) Gains (Col (h) gain minus col (k), but not less than -0-) or Losses (from col (h))
(i) F M V as of 12/31/69	Adjusted basis (j) as of 12/31/69	Excess of col (i) (k) over col (j), if any	
			335
			327
			336
			660
			439
			486
			53
			-9
			53
			2,996

Form 990PF Part IV - Capital Gains and Losses for Tax on Investment Income - Columns a - d			
List and describe the kind(s) of property sold (e g , real estate, (a) 2-story brick warehouse, or common stock, 200 shs MLC Co)	(b) How acquired P—Purchase D—Donation	(c) Date acquired (mo , day, yr)	(d) Date sold (mo , day, yr)
488 BROOKFIELD PROPERTY PARTNERS		2018-08-29	2018-09-17
1 42 BROOKFIELD PROPERTY PARTNERS		2018-08-29	2018-09-18
263 BRIGHTSPHERE INVESTMENT GROU		2018-03-02	2018-09-10
518 BRIGHTSPHERE INVESTMENT GROU		2017-03-27	2018-09-10
19 LIBERTY GLOBAL PLC-A		2016-05-16	2018-03-20
127 MEDTRONIC PLC		2017-06-26	2018-02-27
281 NOVOCURE LTD		2018-09-10	2018-11-13
710 THIRD POINT REINSURANCE LTD		2018-03-02	2018-06-06
3 WHITE MTNS INS GROUP		2018-03-02	2018-04-18
6 WHITE MTNS INS GROUP		2016-10-18	2018-04-18

Form 990PF Part IV - Capital Gains and Losses for Tax on Investment Income - Columns e - h

(e) Gross sales price	(f) Depreciation allowed (or allowable)	(g) Cost or other basis plus expense of sale	(h) Gain or (loss) (e) plus (f) minus (g)
10		10	
848		851	-3
3,345		4,020	-675
6,588		7,482	-894
608		629	-21
10,294		11,026	-732
8,768		13,334	-4,566
9,610		11,244	-1,634
2,588		2,456	132
5,176		5,021	155

Form 990PF Part IV - Capital Gains and Losses for Tax on Investment Income - Columns i - l

Complete only for assets showing gain in column (h) and owned by the foundation on 12/31/69			(I) Gains (Col (h) gain minus col (k), but not less than -0-) or Losses (from col (h))
(i) F M V as of 12/31/69	(j) Adjusted basis as of 12/31/69	(k) Excess of col (i) over col (j), if any	
			-3
			-675
			-894
			-21
			-732
			-4,566
			-1,634
			132
			155

Form 990PF Part IV - Capital Gains and Losses for Tax on Investment Income - Columns a - d			
List and describe the kind(s) of property sold (e g , real estate, (a) 2-story brick warehouse, or common stock, 200 shs MLC Co)	(b) How acquired P—Purchase D—Donation	(c) Date acquired (mo , day, yr)	(d) Date sold (mo , day, yr)
21 TRINSEO SA		2018-03-02	2018-03-16
1 44 TRINSEO SA		2018-03-02	2018-11-13
133 TRINSEO SA		2017-03-27	2018-11-13
14 INTERXION HOLDING NV		2017-11-16	2018-02-26
15 INTERXION HOLDING NV		2017-11-16	2018-04-19
16 INTERXION HOLDING NV		2016-08-08	2018-05-16
5 INTERXION HOLDING NV		2017-11-16	2018-05-16
19 INTERXION HOLDING NV		2016-08-31	2018-07-25
26 SENSATA TECHNOLOGIES HOLDING		2016-05-16	2018-02-05
23 SENSATA TECHNOLOGIES HOLDING		2016-05-16	2018-02-22

Form 990PF Part IV - Capital Gains and Losses for Tax on Investment Income - Columns e - h

(e) Gross sales price	Depreciation allowed (f) (or allowable)	Cost or other basis (g) plus expense of sale	Gain or (loss) (h) (e) plus (f) minus (g)
1,653		1,643	10
2,007		3,314	-1,307
6,066		5,596	470
797		794	3
979		851	128
1,027		600	427
321		284	37
1,260		710	550
1,392		885	507
1,227		782	445

Form 990PF Part IV - Capital Gains and Losses for Tax on Investment Income - Columns i - l

Complete only for assets showing gain in column (h) and owned by the foundation on 12/31/69			(I) Gains (Col (h) gain minus col (k), but not less than -0-) or Losses (from col (h))
(i) F M V as of 12/31/69	Adjusted basis (j) as of 12/31/69	Excess of col (i) (k) over col (j), if any	
			10
			-1,307
			470
			3
			128
			427
			37
			550
			507
			445

Form 990PF Part IV - Capital Gains and Losses for Tax on Investment Income - Columns a - d

List and describe the kind(s) of property sold (e g , real estate, (a) 2-story brick warehouse, or common stock, 200 shs MLC Co)	(b) How acquired P—Purchase D—Donation	(c) Date acquired (mo , day, yr)	(d) Date sold (mo , day, yr)
9 SENSATA TECHNOLOGIES HOLDING		2016-05-16	2018-03-20
1 2 SENSATA TECHNOLOGIES HOLDING		2018-03-02	2018-03-20
1 BROADCOM LTD		2017-11-17	2018-01-04
CAPITAL GAIN DIVIDENDS	P		






Form 990PF Part IV - Capital Gains and Losses for Tax on Investment Income - Columns e - h

(e) Gross sales price	(f) Depreciation allowed (or allowable)	(g) Cost or other basis plus expense of sale	(h) Gain or (loss) (e) plus (f) minus (g)
476		306	170
106		103	3
271		271	
			7,886

Form 990PF Part IV - Capital Gains and Losses for Tax on Investment Income - Columns i - l

Complete only for assets showing gain in column (h) and owned by the foundation on 12/31/69			(l) Gains (Col (h) gain minus col (k), but not less than -0-) or Losses (from col (h))
(i) F M V as of 12/31/69	(j) Adjusted basis as of 12/31/69	(k) Excess of col (i) over col (j), if any	
			170
			3

Form 990PF Part VIII Line 1 - List all officers, directors, trustees, foundation managers and their compensation

(a) Name and address	Title, and average hours per week (b) devoted to position	(c) Compensation (If not paid, enter -0-)	(d) Contributions to employee benefit plans and deferred compensation	Expense account, (e) other allowances
WELLS FARGO BANK  1525 W WT HARRIS BLVD D1114-044 CHARLOTTE, NC 28262	TRUSTEE 1	46,735		
DEBORAH HALL  1525 W WT HARRIS BLVD D1114-044 CHARLOTTE, NC 28262				
LOUISA M GAINES  1525 W WT HARRIS BLVD D1114-044 CHARLOTTE, NC 28262	ADMIN ASST 2	2,666		
JOSEPH W HALL III  1525 W WT HARRIS BLVD D1114-044 CHARLOTTE, NC 28262	ADVISOR 2	6,007		
ALLYSON RICHIE  1525 W WT HARRIS BLVD CHARLOTTE, NC 28262	ADVISOR 2	6,007		

Form 990PF Part XV Line 3 - Grants and Contributions Paid During the Year or Approved for Future Payment				
Recipient	If recipient is an individual, show any relationship to any foundation manager or substantial contributor	Foundation status of recipient	Purpose of grant or contribution	Amount
Name and address (home or business)				
a <i>Paid during the year</i>				
OLDHAM COUNTY FISCAL COURT 100 W JEFFERSON ST LAGRANGE, KY 40031	NONE	PC	COMMUNITY MEETING SPACE	15,000
OLDHAM COUNTY WATER DISTRICT 2160 SPENCER CT LAGRANGE, KY 40031	NONE	GOV	PUBLIC EDUCATION AND	15,000
NORTH OLDHAM BAND BOOSTERS 1815 S HIGHWAY 1793 GOSHEN, KY 40026	NONE	PC	BAND INSTRUMENTS	5,000
Total ► 3a				355,074

Form 990PF Part XV Line 3 - Grants and Contributions Paid During the Year or Approved for Future Payment				
Recipient	If recipient is an individual, show any relationship to any foundation manager or substantial contributor	Foundation status of recipient	Purpose of grant or contribution	Amount
Name and address (home or business)				
a <i>Paid during the year</i>				
CROSSROADS LAGRANGE MAIN ST PROGRAM PO BOX 228 LAGRANGE, KY 40031	NONE	PC	PROJECT EXPENSES	2,500
OPERATION PARENTPO BOX 127 BUCKNER, KY 40010	NONE	PC	21ST CENTURY PREVENTION	8,000
OLDHAM COUNTY HIGH SCHOOL BAND PO BOX 132 BUCKNER, KY 40010	NONE	PC	PURCHASE OF NEW BAND	5,000
Total ▶ 3a				355,074

Form 990PF Part XV Line 3 - Grants and Contributions Paid During the Year or Approved for Future Payment				
Recipient	If recipient is an individual, show any relationship to any foundation manager or substantial contributor	Foundation status of recipient	Purpose of grant or contribution	Amount
Name and address (home or business)				
a <i>Paid during the year</i>				
OLDHAM COUNTY HAZ MAT RESPONSE TEAM PO BOX 245 CRESTWOOD, KY 40014	NONE	PC	FIRE INVESTIGATION	3,000
CROSSROADS PREGNANCY RESOURCE CTR PO BOX 609 CRESTWOOD, KY 40014	NONE	PC	COMMUNITY OUTREACH AND	2,000
FRIENDS OF PEWEE VALLEYPO BOX 769 PEWEE VALLEY, KY 40056	NONE	PC	CONCERT IN THE PARK	5,000
Total ▶ 3a				355,074

Form 990PF Part XV Line 3 - Grants and Contributions Paid During the Year or Approved for Future Payment				
Recipient	If recipient is an individual, show any relationship to any foundation manager or substantial contributor	Foundation status of recipient	Purpose of grant or contribution	Amount
Name and address (home or business)				
a Paid during the year				
OLDHAM COUNTY AMERICAN RED CROSS 1215 N HWY 393 LAGRANGE, KY 40031	NONE	PC	EMERGENCY ASSISTANCE	5,000
LAGRANGE FIRE PROTECTION DISTRICT 309 N 1ST ST LAGRANGE, KY 40031	NONE	PC	VEHICLE RESCUE EQUIPMENT	10,000
JUNIOR ACHIEVEMENT OF KENUCKIANA 1401 W MUHAMMED ALI BLVD LOUISVILLE, KY 40203	NONE	PC	EDUCATIONAL PROGRAMS	6,000
Total ▶ 3a				355,074

Form 990PF Part XV Line 3 - Grants and Contributions Paid During the Year or Approved for Future Payment				
Recipient	If recipient is an individual, show any relationship to any foundation manager or substantial contributor	Foundation status of recipient	Purpose of grant or contribution	Amount
Name and address (home or business)				
a <i>Paid during the year</i>				
FUND FOR THE ARTS INC 623 W MAIN STREET LOUISVILLE, KY 40202	NONE	PC	CURRICULUM-BASED ARTS	5,000
COVENANT UNITED METHODIST CHURCH 309 WEST JEFFERSON STREET LAG GRANGE, KY 40031	NONE	PC	BLESSINGS IN A BACKPACK	10,000
MT TABOR UNITED METHODIS CHURCH 3301 W HIGHWAY 22 CRESTWOOD, KY 40014	NONE	PC	CAPITAL IMPROVEMENT	4,500
Total ▶ 3a				355,074

Form 990PF Part XV Line 3 - Grants and Contributions Paid During the Year or Approved for Future Payment				
Recipient	If recipient is an individual, show any relationship to any foundation manager or substantial contributor	Foundation status of recipient	Purpose of grant or contribution	Amount
Name and address (home or business)				
a <i>Paid during the year</i>				
BALLARDSVILLE FIRE DEPT 4600 S HWY 53 CRESTWOOD, KY 40014	NONE	PC	EQUIPMENT UPGRADES	12,000
CASA INC982 EASTERN PKWY STE 9 LOUISVILLE, KY 40217	NONE	PC	ADVOCATE TRAINING	5,000
CEDAR LAKE FOUNDATION 9505 WILLIAMSBURG PLAZA STE 200 LOUISVILLE, KY 40222	NONE	PC	MAPLES BUILDING RENOVATION	5,000
Total ▶ 3a				355,074

Form 990PF Part XV Line 3 - Grants and Contributions Paid During the Year or Approved for Future Payment				
Recipient	If recipient is an individual, show any relationship to any foundation manager or substantial contributor	Foundation status of recipient	Purpose of grant or contribution	Amount
Name and address (home or business)				
a <i>Paid during the year</i>				
OLDHAM COUNTY EDUCATIONAL FDN 6165 W HWY 146 CRESTWOOD, KY 40014	NONE	PC	MULTIPLE PURPOSES	107,774
LITTLE LEAGUE BASEBALL INC DBA SOUTH OLDHAM LITTLE LEAGUE PO BOX 189 CRESTWOOD, KY 40014	NONE	PC	RENOVATION	7,000
OLDHAM COUNTY HISTORICAL SOCIETY 106N 2ND ST LAGARANGE, KY 40031	NONE	PC	PROGRAM EXPENSES	50,500
Total ▶ 3a				355,074

Form 990PF Part XV Line 3 - Grants and Contributions Paid During the Year or Approved for Future Payment				
Recipient	If recipient is an individual, show any relationship to any foundation manager or substantial contributor	Foundation status of recipient	Purpose of grant or contribution	Amount
Name and address (home or business)				
a Paid during the year				
CITY OF LAGRANGE 307 W JEFFERSON ST LAGRANGE, KY 40031	NONE	GOV	RENOVATIONS AND EQUIPMENT	35,000
GOOD NEWS SHELTER CORP 115 E ADAMS ST LAGRANGE, KY 40031	NONE	PC	TRANSITIONAL HOUSING	15,000
SOUTH OLDHAM FIRE DEPTPO BOX 245 CRESTWOOD, KY 40014	NONE	PC	PURCHASE 15 G5 DUAL BANK	9,000
Total ▶ 3a				355,074

Form 990PF Part XV Line 3 - Grants and Contributions Paid During the Year or Approved for Future Payment				
Recipient	If recipient is an individual, show any relationship to any foundation manager or substantial contributor	Foundation status of recipient	Purpose of grant or contribution	Amount
Name and address (home or business)				
a Paid during the year				
BIG BROTHERS BIG SISTERS OF KENTUCKIANA-OLDHMA COUNTY 1519 GARDINER LANE LOUISVILLE, KY 40218	NONE	PC	ONE-TO-ONE MENTORING	4,800
OHIO VALLEY RAILROAD HISTORICAL FOUNDATION412 E MAIN ST LAGRANGE, KY 40031	NONE	PC	UPDATE THE MUSEUM FLOOR	3,000
Total ▶ 3a				355,074

TY 2018 Accounting Fees Schedule**Name:** PEYTON SAMUEL HEAD FAMILY TRUST**EIN:** 61-6183556

Category	Amount	Net Investment Income	Adjusted Net Income	Disbursements for Charitable Purposes
TAX PREPARATION FEE (NON-ALLOC	2,000			2,000

TY 2018 Compensation Explanation**Name:** PEYTON SAMUEL HEAD FAMILY TRUST**EIN:** 61-6183556

Person Name	Explanation
WELLS FARGO BANK	TRUST ADMIN FEE SEE ATTACHED FOOTNOTE
DEBORAH HALL	ADMIN WORK
LOUISA M GAINES	ADVISOR FEE
JOSEPH W HALL III	ADVISER FEE
ALLYSON RICHIE	ADVISER FEE

Note: To capture the full content of this document, please select landscape mode (11" x 8.5") when printing.

TY 2018 Depreciation Schedule

Name: PEYTON SAMUEL HEAD FAMILY TRUST

EIN: 61-6183556

Depreciation Schedule

Description of Property	Date Acquired	Cost or Other Basis	Prior Years' Depreciation	Computation Method	Rate / Life (# of years)	Current Year's Depreciation Expense	Net Investment Income	Adjusted Net Income	Cost of Goods Sold Not Included
BUILDING	1950-01-01	360,000	225,000	SL	40	9,000			
BUILDING IMPR EXTE	1950-01-01	22,550	6,391	SL	40	564			
BUILDING IMPR REMO	1950-01-01	1,125	297	SL	40	28			
LAND	1950-01-01	4,516		L					
HVAC	1950-01-01	3,975	429	SL	40	99			
AC	1950-01-01	3,675	383	SL	40	92			
PAVEMENT PARKING L	1950-01-01	14,990	3,247	SL	15	999			

TY 2018 Investments Corporate Bonds Schedule

Name: PEYTON SAMUEL HEAD FAMILY TRUST

EIN: 61-6183556

Investments Corporate Bonds Schedule

Name of Bond	End of Year Book Value	End of Year Fair Market Value
031162AZ3 AMGEN INC		
037833AK6 APPLE INC	15,073	14,504
06051GEC9 BANK OF AMERICA CORP	5,621	5,169
084664BE0 BERKSHIRE HATHAWAY		
166751AJ6 CHEVRON CORP		
260543CF8 DOW CHEMICAL CO/THE	9,865	9,158
315920702 FID ADV EMER MKTS IN		
36962G5J9 GENERAL ELEC CAP COR		
406216BD2 HALLIBURTON COMPANY	15,464	14,889
437076BM3 HOME DEPOT INC	15,601	14,530
464288588 ISHARES MBS ETF	35,958	34,535
46625HHU7 JPMORGAN CHASE & CO	16,291	15,270
4812C0803 JPMORGAN HIGH YIELD-	74,000	69,942
494550AY2 KINDER MORGAN ENER		
59156RBH0 METLIFE INC	15,898	15,103
66989HAJ7 NOVARTIS CAPITAL COR	15,595	14,530
713448BN7 PEPSICO INC		
742718DY2 PROCTER & GAMBLE CO/	15,470	14,767
887317AF2 TIME WARNER INC		
913017BV0 UNITED TECHNOLOGIES	10,621	9,792

Investments Corporate Bonds Schedule

Name of Bond	End of Year Book Value	End of Year Fair Market Value
92343VBR4 VERIZON COMMUNICATIO		
94973VAS6 WELLPOINT INC	5,392	5,088
172967LQ2 CITIGROUP INC	14,765	14,459
38148LAE6 GOLDMAN SACHS GROUP	10,341	9,568
61746BEA0 MORGAN STANLEY	10,029	9,788
00206RDC3 AT&T INC	10,123	10,166
05567LT31 BNP PARIBAS	10,495	10,348
06367T7H7 BANK OF MONTREAL	4,998	4,997
064159FL5 BANK OF NOVA SCOTIA	9,833	9,914
126650DC1 CVS HEALTH CORP	9,991	9,972
14040HBP9 CAPITAL ONE FINANCIA	9,869	9,871
26078JAA8 DOWDUPONT INC	10,016	10,096
31641Q763 FIDELITY NEW MRKTS I	72,000	65,584
404280AN9 HSBC HOLDING PLC	10,069	10,130
606822BA1 MITSUBISHI UFJ FIN	10,026	10,046
86562MAQ3 SUMITOMO MITSUI FINL	9,649	9,744
961214DW0 WESTPAC BANKING CORP	9,496	9,638

TY 2018 Investments Corporate Stock Schedule

Name: PEYTON SAMUEL HEAD FAMILY TRUST
EIN: 61-6183556

Investments Corporation Stock Schedule

Name of Stock	End of Year Book Value	End of Year Fair Market Value
023135106 AMAZON COM INC COM	14,801	30,039
037833100 APPLE INC	15,175	47,637
09247X101 BLACKROCK INC	12,948	13,356
110122108 BRISTOL MYERS SQUIBB	4,373	4,262
151020104 CELGENE CORP COM	3,259	2,371
172967424 CITIGROUP INC.	6,836	10,464
192446102 COGNIZANT TECH SOLUT	15,003	16,695
20030N101 COMCAST CORP CLASS A	2,803	6,640
22160K105 COSTCO WHOLESALE COR	7,560	9,778
G1151C101 ACCENTURE PLC	17,763	20,869
00724F101 ADOBE INC	6,161	14,479
015351109 ALEXION PHARMACEUTIC	7,342	5,452
02079K107 ALPHABET INC CL C	21,004	38,318
02079K305 ALPHABET INC CL A	11,390	14,629
532457108 ELI LILLY & CO COM	8,187	12,613
30303M102 FACEBOOK INC	13,426	14,551
31620M106 FIDELITY NATL INFORM		
375558103 GILEAD SCIENCES INC	9,259	7,506
437076102 HOME DEPOT INC	15,546	18,557
452327109 ILLUMINA INC	7,655	11,097
573284106 MARTIN MARIETTA MATL	16,344	14,609
57636Q104 MASTERCARD INC	10,151	19,997
806857108 SCHLUMBERGER LTD		
78462F103 SPDR S & P 500 ETF T	1,007,876	1,377,309
H84989104 TE CONNECTIVITY LTD	10,025	11,345
872540109 TJX COMPANIES INC	4,716	6,800
907818108 UNION PACIFIC CORP	17,180	24,605
91324P102 UNITEDHEALTH GROUP I	12,616	31,887
92532F100 VERTEX PHARMACEUTICA	6,383	7,623
92826C839 VISA INC-CLASS A SHR	10,118	17,284

Investments Corporation Stock Schedule

Name of Stock	End of Year Book Value	End of Year Fair Market Value
254687106 WALT DISNEY CO	12,129	14,583
464287507 ISHARES CORE S&P MID	214,038	370,978
464287465 ISHARES MSCI EAFE ET	392,379	371,431
00081T108 ACCO BRANDS CORP		
003021714 ABERDEEN EMERG MARKE	125,000	122,859
00687A107 ADIDAS-AG ADR		
007973100 ADVANCED ENERGY INDS		
008252108 AFFILIATED MANAGERS		
009158106 AIR PRODS & CHEMS IN	8,245	9,923
012653101 ALBEMARLE CORP COM	5,691	4,855
015271109 ALEXANDRIA REAL ESTA	16,819	18,208
01609W102 ALIBABA GROUP HOLDIN	10,004	16,723
03027X100 AMERICAN TOWER CORP	6,730	8,859
03076C106 AMERIPRISE FINL INC		
03524A108 ANHEUSER-BUSCH INBEV	23,111	14,083
03748R101 APARTMENT INVT & MGM	13,690	14,217
04010E109 ARGAN INC		
044103109 ASHFORD HOSPITALITY		
045055100 ASHTEAD GROUP PLC-UN	3,549	5,283
045387107 ASSA ABLOY AB-UNSP A	19,182	17,066
052769106 AUTODESK INC	5,029	10,932
053484101 AVALONBAY CMNTYS INC	27,033	26,282
072730302 BAYER AG - ADR		
084670702 BERKSHIRE HATHAWAY I	7,506	10,822
088606108 BHP GROUP LTD-SPON A	12,456	21,779
09061G101 BIOMARIN PHARMACEUTI	6,069	5,961
090672106 BIOTELEMETRY INC		
097023105 BOEING CO	17,019	30,315
101121101 BOSTON PROPERTIES IN	8,021	7,316
110448107 BRITISH AMERICAN TOB		

Investments Corporation Stock Schedule

Name of Stock	End of Year Book Value	End of Year Fair Market Value
112585104 BROOKFIELD ASSET MAN	22,243	24,697
115236101 BROWN & BROWN INC	6,542	8,351
115637209 BROWN FORMAN CORP CL	2,615	3,093
12504L109 CBRE GROUP INC	9,680	11,892
12508E101 CDK GLOBAL INC	4,020	3,304
12572Q105 CME GROUP INC	9,676	15,802
126650100 CVS HEALTH CORPORATI	22,635	15,921
136375102 CANADIAN NATL RR CO	8,063	9,560
142795202 CARLSBERG AS-B-SPON	10,043	11,284
143130102 CARMAX INC	14,669	17,188
150870103 CELANESE CORP	10,881	14,215
16119P108 CHARTER COMMUNICATIO		
172755100 CIRRUS LOGIC INC		
17275R102 CISCO SYSTEMS INC	11,757	19,152
194014106 COLFAX CORPORATION	6,183	4,849
204319107 COMPAGNIE FINANCIERE	5,159	5,599
20605P101 CONCHO RESOURCES INC		
210771200 CONTINENTAL AG-SPONS		
217204106 COPART INC COM	42,772	46,060
22822V101 CROWN CASTLE INTL CO	8,534	9,342
229663109 CUBESMART	6,983	6,570
234062206 DAIWA HOUSE IND LTD	12,077	14,660
242370203 DEAN FOODS CO		
24869P104 DENNYS CORP		
25243Q205 DIAGEO PLC - ADR	13,152	16,023
256677105 DOLLAR GENERAL CORP	5,696	7,025
256746108 DOLLAR TREE INC		
264411505 DUKE REALTY CORPORAT	5,621	6,449
26875P101 EOG RESOURCES, INC	11,881	9,855
26884U109 EPR PROPERTIES	9,248	9,412

Investments Corporation Stock Schedule

Name of Stock	End of Year Book Value	End of Year Fair Market Value
278768106 EHOSTAR CORPORATION	1,042	881
278865100 ECOLAB INC		
29084Q100 EMCOR GROUP INC COM		
29444U700 EQUINIX INC	32,888	33,493
29472R108 EQUITY LIFESTYLE PPT	5,237	7,090
29476L107 EQUITY RESIDENTIAL P	5,459	5,281
297178105 ESSEX PPTY TR COM	18,809	20,598
29977A105 EVERCORE INC		
30225T102 EXTRA SPACE STORAGE	13,733	15,020
30255G103 FCB FINANCIAL HOLDIN		
307305102 FANUC CORPORATION AD		
311900104 FASTENAL CO	3,444	3,817
31428X106 FEDEX CORPORATION		
31620R303 FNF GROUP	11,599	11,916
316389584 FIDELITY ADV INTER R	70,000	71,727
32054K103 FIRST INDL RLTY TR I	2,809	3,550
339041105 FLEETCOR TECHNOLOGIE	6,188	7,243
345605109 FOREST CITY REALTY T		
35804M105 FRESENIUS SE & CO-SP		
36162J106 GEO GROUP INC/THE		
38141G104 GOLDMAN SACHS GROUP	6,454	6,014
388689101 GRAPHIC PACKAGING HL		
393657101 THE GREENBRIER COMPA		
404609109 HACKETT GROUP INC		
405217100 HAIN CELESTIAL GROUP	9,610	4,996
421924309 HEALTHSOUTH REHABILI		
42727J102 HERITAGE INSURANCE H		
44107P104 HOST HOTELS & RESORT		
44267D107 HOWARD HUGHES CORP/T	7,072	5,857
44930G107 ICU MED INC COM		

Investments Corporation Stock Schedule

Name of Stock	End of Year Book Value	End of Year Fair Market Value
45329R109 INC RESEARCH HOLDING		
45672B305 INFORMA PLC-SP ADR	7,451	6,339
45778Q107 INSPERITY INC		
461202103 INTUIT COM		
46625H100 JPMORGAN CHASE & CO	20,060	27,138
48123V102 J2 GLOBAL INC		
48238T109 KAR AUCTION SERVICES	3,391	3,293
48667L106 KDDI CORP-UNSPONSORE		
49427F108 KILROY REALTY CORP C	9,450	8,866
500458401 KOMATSU LIMITED - AD	5,715	7,237
517834107 LAS VEGAS SANDS CORP	13,451	13,013
526057104 LENNAR CORPORATION C	5,770	4,502
527288104 LEUCADIA NATL CORP C		
530307107 LIBERTY BROADBAND CO	2,202	2,513
530307305 LIBERTY BROADBAND CO	3,076	3,818
53046P109 LIBERTY EXPEDIA HOLD	1,582	1,799
53071M856 LIBERTY VENTURES		
531229409 LIBERTY SIRIUSXM GRO	1,890	2,061
531229607 LIBERTY SIRIUSXM GRO	4,076	4,549
531229854 LIBERTY FORMULA ONE	6,776	6,846
531229870 LIBERTY FORMULA ONE	358	505
540424108 LOEWS CORP		
55261F104 M & T BANK CORPORATI	2,844	3,578
55354G100 MSCI INC	2,953	3,833
55608B105 MACQUARIE INFRASTRUC		
560877300 MAKITA CORPORATION -	12,375	13,402
56501R106 MANULIFE FINANCIAL C	9,101	9,309
570535104 MARKEL HOLDINGS	19,975	20,761
571903202 MARRIOTT INTERNATIONAL	5,059	8,142
58155Q103 MCKESSON CORP		

Investments Corporation Stock Schedule

Name of Stock	End of Year Book Value	End of Year Fair Market Value
58933Y105 MERCK & CO INC NEW	16,654	21,013
591520200 METHODE ELECTRON INC		
594918104 MICROSOFT CORP	27,240	64,497
595017104 MICROCHIP TECHNOLOGY	7,116	8,558
608190104 MOHAWK INDS INC COM	4,478	2,690
61174X109 MONSTER BEVERAGE COR		
615369105 MOODYS CORP	4,734	7,002
61760X836 MSIF FRONTIER MARKET	70,000	61,136
620076307 MOTOROLA SOLUTIONS,	2,237	3,336
636220303 NATIONAL GENERAL HOL		
64110L106 NETFLIX INC	7,416	18,201
654106103 NIKE INC CL B	19,833	25,430
66987V109 NOVARTIS AG - ADR	23,730	26,258
67066G104 NVIDIA CORP	5,017	8,144
67069D108 NUTRI SYS INC		
670704105 NUVASIVE INC		
67103H107 O'REILLY AUTOMOTIVE	17,143	22,726
683974604 OPPENHEIMER DEVELOPI	160,000	190,617
693475105 PNC FINANCIAL SERVIC	9,259	12,743
701094104 PARKER HANNIFIN CORP		
71943U104 PHYSICIANS REALTY TR	4,592	4,104
741503403 THE PRICELINE GROUP		
743315103 PROGRESSIVE CORP OHI	3,785	6,516
74340W103 PROLOGIS INC	26,018	30,241
74435K204 PRUDENTIAL PLC - ADR	21,100	20,338
74460D109 PUBLIC STORAGE INC C	9,616	7,894
74736A103 QTS REALTY TRUST INC		
74972G103 RPX CORP		
756568101 RED ELECTRICA COR-UN	16,514	17,175
756577102 RED HAT INC	3,328	8,079

Investments Corporation Stock Schedule

Name of Stock	End of Year Book Value	End of Year Fair Market Value
758849103 REGENCY CENTERS CORP	16,282	14,259
759530108 RELX PLC ADR	16,420	16,888
76131D103 RESTAURANT BRANDS IN	15,122	16,736
771195104 ROCHE HOLDINGS LTD -	13,625	13,582
776696106 ROPER TECHNOLOGIES I	6,763	10,128
778296103 ROSS STORES INC	591	915
77956H500 T ROWE PRICE NEW ASI	70,000	70,978
780259206 ROYAL DUTCH SHELL PL	19,023	22,143
780641205 KONINKLIJKE KPN N.V.		
783332109 RUTH'S HOSPITALITY G		
783513203 RYANAIR HOLDINGS PLC	10,230	9,560
78392U105 RYOHIN KEIKAKU CO-UN	14,913	16,888
78409V104 S&P GLOBAL INC	10,329	11,556
78440X101 SL GREEN REALTY CORP		
79466L302 SALESFORCE COM INC	12,355	19,861
79588J102 SAMPO OYJ-A SHS-UNSP	15,850	16,302
800013104 SANDERSON FARMS INC		
801056102 SANMINA CORP		
803054204 SAP SE ADR	19,934	23,096
804395101 SAUL CTRS INC COM	1,930	1,794
81721M109 SENIOR HOUSING PROP		
824348106 SHERWIN WILLIAMS CO		
82481R106 SHIRE PLC ADR		
828806109 SIMON PROPERTY GROUP	29,486	24,863
830566105 SKECHERS U S A INC		
835699307 SONY CORPORATION - A		
846511103 SPARK ENERGY INC		
848574109 SPIRIT AEROSYTSEMS H	4,383	6,704
84860W102 SPIRIT RLTY CAP INC		
848637104 SPLUNK INC	3,497	6,606

Investments Corporation Stock Schedule

Name of Stock	End of Year Book Value	End of Year Fair Market Value
85771P102 STATOIL ASA ADR		
862121100 STORE CAPITAL CORP	10,967	12,287
86562M209 SUMITOMO TRUST AND B	12,475	12,974
866674104 SUN CMNTYS INC COM	8,250	11,697
867224107 SUNCOR ENERGY INC NE	31,946	29,900
86722A103 SUNCOKE ENERGY INC		
867892101 SUNSTONE HOTEL INVS	7,377	7,156
868459108 SUPERNUS PHARMACEUTI		
875465106 TANGER FACTORY OUTLE	3,696	2,831
87612E106 TARGET CORP	7,463	6,939
87944W105 TELENOR ASA - ADR	11,975	13,559
88146M101 TERRENO REALTY CORP	2,548	3,271
88160R101 TESLA, INC	10,075	12,646
883556102 THERMO FISHER SCIENT	10,094	15,218
89151E109 TOTAL S.A. - ADR	17,840	18,367
891826109 TOWER INTERNATIONAL		
893641100 TRANSDIGM GROUP INC	16,854	24,484
904708104 UNIFIRST CORP MASS		
904767704 UNILEVER PLC - ADR	12,638	15,205
911312106 UNITED PARCEL SERVIC	13,887	13,069
91359V107 UNIVERSAL INSURANCE		
919134304 VALEO - ADR		
922042858 VANGUARD FTSE EMERGI	119,267	128,511
922908363 VANGUARD INDEX FD ET	69,907	80,893
92343E102 VERISIGN INC COM	8,196	13,494
92345Y106 VERISK ANALYTICS INC	9,385	12,431
927320101 VINCI SA ADR	10,872	12,306
929042109 VORNADO REALTY TRUST	4,150	3,350
94733A104 WEB.COM GROUP INC		
95040Q104 WELLTOWER INC	19,678	21,170

Investments Corporation Stock Schedule

Name of Stock	End of Year Book Value	End of Year Fair Market Value
977874205 WOLTERS KLUWER NV -	11,527	17,839
98138H101 WORKDAY INC	3,481	7,824
98978V103 ZOETIS INC	6,726	10,436
G0408V102 AON PLC	17,940	24,711
G0450A105 ARCH CAPITAL GROUP L	9,062	8,924
G0750C108 AXALTA COATING SYSTE		
G29183103 EATON CORP PLC	9,910	10,917
G47567105 IHS MARKIT LTD	9,651	11,273
G5480U104 LIBERTY GLOBAL PLC-A	3,061	1,985
G5480U120 LIBERTY GLOBAL PLC-S	5,748	3,798
G9618E107 WHITE MTNS INS GROUP		
L9340P101 TRINSEO SA		
N47279109 INTERXION HOLDING NV	5,618	8,016
N7902X106 SENSATA TECHNOLOGIES		
000375204 ABB LTD - ADR	11,741	8,764
00287Y109 ABBVIE INC		
00373L102 ABN AMRO GROUP NV-UN	12,410	9,799
00507V109 ACTIVISION BLIZZARD	5,465	5,030
023586100 AMERCO	4,639	4,265
02665T306 AMERICAN HOMES 4 REN	7,752	7,285
03783C100 APPFOLIO INC		
03820C105 APPLIED INDL TECHNOL		
089302103 BIG LOTS INC		
09215C105 BLACK KNIGHT INC	11,708	12,437
114340102 BROOKS AUTOMATION IN		
149123101 CATERPILLAR INC		
168905107 THE CHILDREN'S PLACE		
20449X401 COMPASS GROUP PLC AD	16,103	17,305
21244X109 CONVATEC GROUP PLC-U		
218352102 CORCEPT THERAPEUTICS		

Investments Corporation Stock Schedule

Name of Stock	End of Year Book Value	End of Year Fair Market Value
22002T108 CORPORATE OFFICE PRO	3,012	1,977
227483104 CROSS CTRY HEALTHCAR		
23304Y100 DBS GROUP HOLDINGS L	10,401	13,596
233153204 DCT INDUSTRIAL TRUST		
23317H102 DDR CORP		
24906P109 DENTSPLY SIRONA INC		
25157Y202 DEUTSCHE POST AG ADR		
30224P200 EXTENDED STAY AMERIC	6,002	4,728
31502A105 FERGUSON PLC-ADR		
320817109 FIRST MERCHANTS CORP		
36174X101 GGP INC		
366651107 GARTNER INC	16,977	17,514
40414L109 HCP INC	4,829	4,608
40416M105 HD SUPPLY HOLDINGS I	1,059	976
42225P501 HEALTHCARE TRUST OF	12,896	11,921
43283X105 HILTON GRAND VACATIO	5,261	4,117
43300A203 HILTON WORLDWIDE HOL	20,070	21,612
441593100 HOULIHAN LOKEY INC		
444097109 HUDSON PACIFIC PROPE	6,114	5,115
455793109 INDITEX-UNSPON ADR		
46187W107 INVITATION HOMES INC	17,408	17,068
464287804 ISHARES CORE S&P SMA	220,189	205,880
485537302 KAO CORP ADR		
488360207 KEMET CORP		
492089107 KERINGIUNSPONSORED A	6,302	6,639
50189K103 LCI INDUSTRIES		
518439104 ESTEE LAUDER COMPANI	6,615	7,936
559079207 MAGELLAN HEALTH, INC		
564563104 MANTECH INTERNATIONALA		
580135101 MCDONALDS CORP	5,338	6,393

Investments Corporation Stock Schedule

Name of Stock	End of Year Book Value	End of Year Fair Market Value
59410T106 MICHELIN (CGDE) ADR	11,842	9,428
602496101 MIMEDX GROUP INC		
62942X306 NRG YIELD INC		
65557A206 NORDEA BANK AB-SPON		
68554V108 ORASURE TECHNOLOGIES		
70450Y103 PAYPAL HOLDINGS INC	4,398	5,382
78410G104 SBA COMMUNICATIONS C	17,151	25,417
78469C103 SP PLUS CORP		
786584102 SAFRAN SA-UNSPON ADR	23,510	24,928
88032Q109 TENCENT HOLDINGS LTD	22,134	18,748
882508104 TEXAS INSTRUMENTS IN		
889110102 TOKYO ELECTRON LTD-U		
89400J107 TRANSUNION	10,502	9,997
90346E103 US SILICA HOLDINGS I		
90385V107 ULTRA CLEAN HLDGS IN		
922908553 VANGUARD REAL ESTATE	46,126	42,356
929160109 VULCAN MATERIALS COM	13,656	12,054
962166104 WEYERHAEUSER CO	4,058	2,536
G5960L103 MEDTRONIC PLC	20,432	22,831
G67506108 OM ASSET MANAGEMENT		
G8827U100 THIRD POINT REINSURA		
Y09827109 BROADCOM LTD		
001317205 AIA GROUP LTD-SP ADR	12,708	12,133
00206R102 AT & T INC	19,283	15,925
03662Q105 ANSYS INC	11,601	9,720
038336103 APTARGROUP INC COM	10,684	9,783
04316A108 ARTISAN PARTNERS ASS	12,380	10,126
045327103 ASPEN TECHNOLOGY INC	26,330	26,462
046353108 ASTRAZENECA PLC ADR	11,229	11,394
05278C107 AUTOHOME INC-ADR	43,251	48,816

Investments Corporation Stock Schedule

Name of Stock	End of Year Book Value	End of Year Fair Market Value
11135F101 BROADCOM INC	6,028	7,374
12514G108 CDW CORP/DE	37,696	34,041
169656105 CHIPOTLE MEXICAN GRI	3,681	3,454
257651109 DONALDSON CO INC	14,226	11,455
262037104 DRIL-QUIP INC COM	17,202	13,093
28176E108 EDWARDS LIFESCIENCES	3,343	3,523
285512109 ELECTRONIC ARTS INC	6,043	6,234
29446M102 EQUINOR ASA-SPON ADR	5,034	6,584
303075105 FACTSET RESH SYS INC	21,833	19,212
31502A204 FERGUSON PLC-ADR	11,191	11,842
33616C100 FIRST REPUBLIC BANK/	12,364	11,036
36164V305 GCI LIBERTY INC	3,695	4,034
372303206 GENMAB A/S -SP ADR	4,324	3,377
384109104 GRACO INC	27,531	27,161
40171V100 GUIDEWIRE SOFTWARE I	5,720	4,653
40418F108 HFF INC	20,368	17,807
422806208 HEICO CORP CL A	1,321	1,260
426281101 HENRY JACK & ASSOC I	16,700	15,056
448579102 HYATT HOTELS CORP	5,714	5,138
45168D104 IDEXX CORP	3,966	3,534
46120E602 INTUITIVE SURGICAL I	5,716	5,268
48251W104 KKR & CO INC -A	8,515	6,360
485537401 KAO CORP	7,619	9,089
489398107 KENNEDY-WILSON HOLDI	5,964	5,251
512807108 LAM RESEARCH CORP CO	10,683	8,579
531172104 LIBERTY PPTY TR SH B	4,771	4,858
550021109 LULULEMON ATHLETICA	2,803	2,797
562750109 MANHATTAN ASSOCIATES	7,522	6,652
57060D108 MARKETAXESS HLDGS IN	19,060	19,441
592688105 METTLER-TOLEDO INTL	8,974	9,049

Investments Corporation Stock Schedule

Name of Stock	End of Year Book Value	End of Year Fair Market Value
60786M105 MOELIS & CO	17,183	14,508
609207105 MONDELEZ INTERNATIONAL	16,094	15,011
65558R109 NORDEA BANK ABP - SP	16,585	11,629
679580100 OLD DOMINION FREIGHT	30,465	28,403
73278L105 POOL CORPORATION	23,297	23,189
741511109 PRICESMART INC	17,137	15,071
74164M108 PRIMERICA INC	39,900	33,319
749607107 RLI CORP COM	8,804	8,279
75524B104 RBC BEARINGS INC	21,805	18,223
75606N109 REALPAGE INC	5,440	4,385
76657Y101 RIGHTMOVE PLC-UNSP A	30,201	28,700
775109200 ROGERS COMMUNICATION	15,137	15,275
81762P102 SERVICENOW INC	4,311	4,273
82509L107 SHOPIFY INC - A W/I	1,233	1,108
83569C102 SONOVA HOLDIN-UNSPON	5,915	4,819
84860W300 SPIRIT REALTY CAPITA	10,343	7,367
852234103 SQUARE INC	3,195	3,590
86614U100 SUMMIT MATERIALS INC	3,556	2,356
876664103 TAUBMAN CTRS INC COM	3,580	3,139
879360105 TELEDYNE TECHNOLOGIE	39,634	37,273
891092108 TORO CO	15,711	14,585
90348R102 UBISOFT ENTERTAIN-UN	10,891	10,559
91879Q109 VAIL RESORTS INC COM	10,048	7,590
925652109 VICI PROPERTIES INC	2,686	2,385
92852T201 VIVENDI SA-UNSPON AD	16,734	15,818
928662501 VOLKSWAGEN AG-UNSP A	16,808	14,993
92927K102 WABCO HOLDINGS INC	27,716	26,620
H42097107 UBS GROUP AG	14,563	9,099
M98068105 WIX.COM LTD	7,118	6,776
N22717107 CORE LABORATORIES N	5,872	4,296

Investments Corporation Stock Schedule

Name of Stock	End of Year Book Value	End of Year Fair Market Value
Y2573F102 FLEX LTD	13,985	6,240

TY 2018 Investments Government Obligations Schedule**Name:** PEYTON SAMUEL HEAD FAMILY TRUST**EIN:** 61-6183556**US Government Securities - End
of Year Book Value:**

230,231

**US Government Securities - End
of Year Fair Market Value:**

223,283

**State & Local Government
Securities - End of Year Book
Value:****State & Local Government
Securities - End of Year Fair
Market Value:**

TY 2018 Investments - Other Schedule

Name: PEYTON SAMUEL HEAD FAMILY TRUST

EIN: 61-6183556

Investments Other Schedule 2

Category/ Item	Listed at Cost or FMV	Book Value	End of Year Fair Market Value
MI0410958 LEE COUNTY, KY	AT COST	1	122,364
MI0410966 MAGOFFIN COUNTY, KY	AT COST	1	1

TY 2018 Other Assets Schedule

Name: PEYTON SAMUEL HEAD FAMILY TRUST

EIN: 61-6183556

Other Assets Schedule

Description	Beginning of Year - Book Value	End of Year - Book Value	End of Year - Fair Market Value
RE0164971 112 CRYSTAL DRIVE LA	175,084	164,302	415,000

TY 2018 Other Decreases Schedule**Name:** PEYTON SAMUEL HEAD FAMILY TRUST**EIN:** 61-6183556

Description	Amount
MUT FD INC POSTING NEXT EFF CURR YR	9,526
ROC ADJUSTMENT	3,714
ACCD INT PAID CURR YR EFF NEXT YR	222

TY 2018 Other Expenses Schedule**Name:** PEYTON SAMUEL HEAD FAMILY TRUST**EIN:** 61-6183556**Other Expenses Schedule**

Description	Revenue and Expenses per Books	Net Investment Income	Adjusted Net Income	Disbursements for Charitable Purposes
PO BOX RENT	140	0		140
MUTUAL FUND EXPENSES	8	8		0
ADR FEES	974	974		0
Rent and Royalty Expense	10,482			

TY 2018 Other Income Schedule**Name:** PEYTON SAMUEL HEAD FAMILY TRUST**EIN:** 61-6183556**Other Income Schedule**

Description	Revenue And Expenses Per Books	Net Investment Income	Adjusted Net Income
BROOKFIELD PPTY 98-0330545	13	5	
NET ROYALTY INCOME	10,763	10,763	

TY 2018 Other Increases Schedule**Name:** PEYTON SAMUEL HEAD FAMILY TRUST**EIN:** 61-6183556

Description	Amount
ROUNDING	1
MUTUAL FUND DEFERRED INCOME	731
MUT FD ICN POSTING CURR EFF PREV YR	8,582
CAP GAIN POSTING CURRT YR EFF NEXT YR	82
ACCD INT POSTED PRIOR EFF CURR YR	106
PRIOR YR COST ADJ	0

TY 2018 Other Professional Fees Schedule**Name:** PEYTON SAMUEL HEAD FAMILY TRUST**EIN:** 61-6183556

Category	Amount	Net Investment Income	Adjusted Net Income	Disbursements for Charitable Purposes
SUB ADVISER FEES	10,310	10,310		

TY 2018 Taxes Schedule**Name:** PEYTON SAMUEL HEAD FAMILY TRUST**EIN:** 61-6183556

Category	Amount	Net Investment Income	Adjusted Net Income	Disbursements for Charitable Purposes
FOREIGN TAXES	4,654	4,654		0
FEDERAL TAX PAYMENT - PRIOR YE	1,521	0		0
FEDERAL ESTIMATES - PRINCIPAL	4,966	0		0
FOREIGN TAXES ON QUALIFIED FOR	2,610	2,610		0
FOREIGN TAXES ON NONQUALIFIED	389	389		0