








For calendar year 2018, or tax year beginning 01-01-2018, and ending 12-31-2018

|  |  |   |   |
|--|--|---|---|
| Name of foundation<br>THE DAVID BELK CANNON FOUNDATION   |  | A Employer identification number<br>27-0004751  |   |
| Number and street (or P O box number if mail is not delivered to street address)<br>PO BOX 3746  |  | Room/suite  | B Telephone number (see instructions)<br>(704) 854-6006 |
| City or town, state or province, country, and ZIP or foreign postal code<br>GASTONIA, NC 280540038   |  | C If exemption application is pending, check here ▶ <input type="checkbox"/>  |   |
| G Check all that apply<br><input type="checkbox"/> Initial return<br><input type="checkbox"/> Final return<br><input type="checkbox"/> Address change<br><input type="checkbox"/> Initial return of a former public charity<br><input type="checkbox"/> Amended return<br><input type="checkbox"/> Name change |  | D 1. Foreign organizations, check here ▶ <input type="checkbox"/><br>2 Foreign organizations meeting the 85% test, check here and attach computation ▶ <input type="checkbox"/> |   |
| H Check type of organization<br><input checked="" type="checkbox"/> Section 501(c)(3) exempt private foundation<br><input type="checkbox"/> Section 4947(a)(1) nonexempt charitable trust<br><input type="checkbox"/> Other taxable private foundation   |  | E If private foundation status was terminated under section 507(b)(1)(A), check here ▶ <input type="checkbox"/>   |   |
| I Fair market value of all assets at end of year (from Part II, col (c), line 16) ▶ \$ 109,461,277   |  | F If the foundation is in a 60-month termination under section 507(b)(1)(B), check here ▶ <input type="checkbox"/>  |   |
| J Accounting method<br><input type="checkbox"/> Cash<br><input checked="" type="checkbox"/> Accrual<br><input type="checkbox"/> Other (specify) _____<br>(Part I, column (d) must be on cash basis )   |  |   |   |

| Part I Analysis of Revenue and Expenses (The total of amounts in columns (b), (c), and (d) may not necessarily equal the amounts in column (a) (see instructions) ) |  | (a) Revenue and expenses per books | (b) Net investment income | (c) Adjusted net income | (d) Disbursements for charitable purposes (cash basis only) |
|---|--|------------------------------------|---------------------------|-------------------------|---|
| Revenue   | 1 Contributions, gifts, grants, etc , received (attach schedule)   |                                    |                           |                         |   |
|   | 2 Check <input checked="" type="checkbox"/> if the foundation is <b>not</b> required to attach Sch B . . . . . |                                    |                           |                         |   |
|   | 3 Interest on savings and temporary cash investments   |                                    |                           |                         |   |
|   | 4 Dividends and interest from securities . . .   | 2,168,052                          | 2,168,052                 |                         |   |
|   | 5a Gross rents . . . . .   |                                    |                           |                         |   |
|   | b Net rental income or (loss)  |                                    |                           |                         |   |
|   | 6a Net gain or (loss) from sale of assets not on line 10   | 2,372,842                          |                           |                         |   |
|   | b Gross sales price for all assets on line 6a 55,331,782   |                                    |                           |                         |   |
|   | 7 Capital gain net income (from Part IV, line 2) . . .   |                                    | 2,372,842                 |                         |   |
|   | 8 Net short-term capital gain . . . . .  |                                    |                           |                         |   |
|   | 9 Income modifications . . . . .   |                                    |                           |                         |   |
|   | 10a Gross sales less returns and allowances  |                                    |                           |                         |   |
| Operating and Administrative Expenses   | b Less Cost of goods sold  |                                    |                           |                         |   |
|   | c Gross profit or (loss) (attach schedule) . . . . .   |                                    |                           |                         |   |
|   | 11 Other income (attach schedule) . . . . .  | 513                                | 0                         |                         |   |
|   | 12 Total. Add lines 1 through 11 . . . . .   | 4,541,407                          | 4,540,894                 |                         |   |
|   | 13 Compensation of officers, directors, trustees, etc  | 247,000                            | 68,200                    |                         | 262,800   |
|   | 14 Other employee salaries and wages . . . . .   |                                    |                           |                         |   |
|   | 15 Pension plans, employee benefits . . . . .  | 7,253                              | 2,442                     |                         | 1,580   |
|   | 16a Legal fees (attach schedule) . . . . .   | 22,803                             | 5,701                     |                         | 20,473  |
|   | b Accounting fees (attach schedule) . . . . .  | 16,365                             | 0                         |                         | 12,630  |
|   | c Other professional fees (attach schedule) . . . . .  | 327,952                            | 314,922                   |                         | 13,030  |
|   | 17 Interest . . . . .  |                                    |                           |                         |   |
|   | 18 Taxes (attach schedule) (see instructions) . . .  | 82,000                             | 0                         |                         | 0   |
|   | 19 Depreciation (attach schedule) and depletion . . .  |                                    |                           |                         |   |
|   | 20 Occupancy . . . . .   | 3,465                              | 0                         |                         | 3,465   |
|   | 21 Travel, conferences, and meetings . . . . .   | 4,000                              | 0                         |                         | 4,000   |
|   | 22 Printing and publications . . . . .   |                                    |                           |                         |   |
|   | 23 Other expenses (attach schedule) . . . . .  | 67,338                             | 33,990                    |                         | 30,063  |
|   | 24 Total operating and administrative expenses. Add lines 13 through 23 . . . . .                              | 778,176                            | 425,255                   |                         | 348,041   |
|   | 25 Contributions, gifts, grants paid . . . . .   | 7,510,500                          |                           |                         | 6,268,833   |
|   | 26 Total expenses and disbursements. Add lines 24 and 25   | 8,288,676                          | 425,255                   |                         | 6,616,874   |
|   | 27 Subtract line 26 from line 12   |                                    |                           |                         |   |
|   | a Excess of revenue over expenses and disbursements  | -3,747,269                         |                           |                         |   |
|   | b Net investment income (if negative, enter -0-)   |                                    | 4,115,639                 |                         |   |
| c Adjusted net income (if negative, enter -0-)  |  |                                    |                           |                         |   |

| Part II Balance Sheets   |  | Attached schedules and amounts in the description column should be for end-of-year amounts only (See instructions.) |                |                       |
|--|--|---|----------------|-----------------------|
|  |  | Beginning of year   | End of year    |                       |
|  |  | (a) Book Value  | (b) Book Value | (c) Fair Market Value |
| Assets   | <b>1</b> Cash—non-interest-bearing . . . . .   | 408,332   | 73,432         | 73,432                |
|  | <b>2</b> Savings and temporary cash investments . . . . .  | 8,400,138   | 908,863        | 908,863               |
|  | <b>3</b> Accounts receivable ▶ _____<br>Less allowance for doubtful accounts ▶ _____   |   |                |                       |
|  | <b>4</b> Pledges receivable ▶ _____<br>Less allowance for doubtful accounts ▶ _____  |   |                |                       |
|  | <b>5</b> Grants receivable . . . . .   |   |                |                       |
|  | <b>6</b> Receivables due from officers, directors, trustees, and other disqualified persons (attach schedule) (see instructions) . . . . .           |   |                |                       |
|  | <b>7</b> Other notes and loans receivable (attach schedule) ▶ _____<br>Less allowance for doubtful accounts ▶ _____                                  |   |                |                       |
|  | <b>8</b> Inventories for sale or use . . . . .   |   |                |                       |
|  | <b>9</b> Prepaid expenses and deferred charges . . . . .   | 3,780   |                |                       |
|  | <b>10a</b> Investments—U S and state government obligations (attach schedule)  | 21,690,106                       | 21,975,599     | 21,975,599            |
|  | <b>b</b> Investments—corporate stock (attach schedule) . . . . .   | 71,491,075                       | 64,860,912     | 64,860,912            |
|  | <b>c</b> Investments—corporate bonds (attach schedule) . . . . .   | 6,898,070                        | 7,387,442      | 7,387,442             |
|  | <b>11</b> Investments—land, buildings, and equipment basis ▶ _____<br>Less accumulated depreciation (attach schedule) ▶ _____                        |   |                |                       |
|  | <b>12</b> Investments—mortgage loans . . . . .   |   |                |                       |
|  | <b>13</b> Investments—other (attach schedule) . . . . .  | 16,181,212                       | 13,770,897     | 13,770,897            |
|  | <b>14</b> Land, buildings, and equipment basis ▶ _____ 484,132<br>Less accumulated depreciation (attach schedule) ▶ _____                            | 0                                | 484,132        | 484,132               |
| <b>15</b> Other assets (describe ▶ _____)  |  |   |                |                       |
| <b>16</b> <b>Total assets</b> (to be completed by all filers—see the instructions. Also, see page 1, item I) | 125,072,713  | 109,461,277   | 109,461,277    |                       |
| Liabilities  | <b>17</b> Accounts payable and accrued expenses . . . . .  | 196,264   | 68,609         |                       |
|  | <b>18</b> Grants payable . . . . .   | 1,675,000   | 2,916,667      |                       |
|  | <b>19</b> Deferred revenue . . . . .   |   |                |                       |
|  | <b>20</b> Loans from officers, directors, trustees, and other disqualified persons   |   |                |                       |
|  | <b>21</b> Mortgages and other notes payable (attach schedule) . . . . .  |   |                |                       |
|  | <b>22</b> Other liabilities (describe ▶ _____)   |   |                |                       |
|  | <b>23</b> <b>Total liabilities</b> (add lines 17 through 22) . . . . .   | 1,871,264   | 2,985,276      |                       |
| Net Assets or Fund Balances  | <b>Foundations that follow SFAS 117, check here</b> <input checked="" type="checkbox"/> <b>and complete lines 24 through 26 and lines 30 and 31.</b> |   |                |                       |
|  | <b>24</b> Unrestricted . . . . .   | 123,201,449   | 106,476,001    |                       |
|  | <b>25</b> Temporarily restricted . . . . .   |   |                |                       |
|  | <b>26</b> Permanently restricted . . . . .   |   |                |                       |
|  | <b>Foundations that do not follow SFAS 117, check here</b> <input type="checkbox"/> <b>and complete lines 27 through 31.</b>                         |   |                |                       |
|  | <b>27</b> Capital stock, trust principal, or current funds . . . . .   |   |                |                       |
|  | <b>28</b> Paid-in or capital surplus, or land, bldg, and equipment fund  |   |                |                       |
|  | <b>29</b> Retained earnings, accumulated income, endowment, or other funds   |   |                |                       |
|  | <b>30</b> <b>Total net assets or fund balances</b> (see instructions) . . . . .  | 123,201,449   | 106,476,001    |                       |
|  | <b>31</b> <b>Total liabilities and net assets/fund balances</b> (see instructions) .   | 125,072,713   | 109,461,277    |                       |

**Part III Analysis of Changes in Net Assets or Fund Balances**

|   |          |             |
|---|----------|-------------|
| <b>1</b> Total net assets or fund balances at beginning of year—Part II, column (a), line 30 (must agree with end-of-year figure reported on prior year's return) . . . . . | <b>1</b> | 123,201,449 |
| <b>2</b> Enter amount from Part I, line 27a . . . . .   | <b>2</b> | -3,747,269  |
| <b>3</b> Other increases not included in line 2 (itemize) ▶ _____                        | <b>3</b> | 12,000      |
| <b>4</b> Add lines 1, 2, and 3 . . . . .  | <b>4</b> | 119,466,180 |
| <b>5</b> Decreases not included in line 2 (itemize) ▶ _____                              | <b>5</b> | 12,990,179  |
| <b>6</b> Total net assets or fund balances at end of year (line 4 minus line 5)—Part II, column (b), line 30 .  | <b>6</b> | 106,476,001 |

**Part IV Capital Gains and Losses for Tax on Investment Income**

|  |  |  |  |
|--|--|--|--|
| <b>(a)</b> List and describe the kind(s) of property sold (e g , real estate, 2-story brick warehouse, or common stock, 200 shs MLC Co ) | <b>(b)</b><br>How acquired<br>P—Purchase<br>D—Donation | <b>(c)</b><br>Date acquired<br>(mo , day, yr ) | <b>(d)</b><br>Date sold<br>(mo , day, yr ) |
| <b>1 a</b> PUBLICLY-TRADED SECURITIES  |  |  |  |
| <b>b</b> CAPITAL LOSS FROM K-1S  | P  |  |  |
| <b>c</b> CAPITAL GAINS DIVIDENDS   | P  |  |  |
| <b>d</b>   |  |  |  |
| <b>e</b>   |  |  |  |

| (e)<br>Gross sales price | (f)<br>Depreciation allowed<br>(or allowable) | (g)<br>Cost or other basis<br>plus expense of sale | (h)<br>Gain or (loss)<br>(e) plus (f) minus (g) |
|--------------------------|---|--|---|
| <b>a</b> 53,191,679      |   | 52,933,177   | 258,502   |
| <b>b</b>                 |   | 25,763   | -25,763   |
| <b>c</b> 2,140,103       |   |  | 2,140,103                                       |
| <b>d</b>                 |   |  |   |
| <b>e</b>                 |   |  |   |

| Complete only for assets showing gain in column (h) and owned by the foundation on 12/31/69 |   |  | (l)<br>Gains (Col (h) gain minus<br>col (k), but not less than -0-) or<br>Losses (from col (h)) |
|---|---|--|---|
| (i)<br>F M V as of 12/31/69   | (j)<br>Adjusted basis<br>as of 12/31/69 | (k)<br>Excess of col (i)<br>over col (j), if any |   |
| <b>a</b>  |   |  | 258,502   |
| <b>b</b>  |   |  | -25,763   |
| <b>c</b>  |   |  | 2,140,103   |
| <b>d</b>  |   |  |   |
| <b>e</b>  |   |  |   |

|   |          |           |
|---|----------|-----------|
| <b>2</b> Capital gain net income or (net capital loss)  | <b>2</b> | 2,372,842 |
| <b>3</b> Net short-term capital gain or (loss) as defined in sections 1222(5) and (6)<br>If gain, also enter in Part I, line 8, column (c) (see instructions) If (loss), enter -0-<br>in Part I, line 8 | <b>3</b> |           |

**Part V Qualification Under Section 4940(e) for Reduced Tax on Net Investment Income**

(For optional use by domestic private foundations subject to the section 4940(a) tax on net investment income )

If section 4940(d)(2) applies, leave this part blank

Was the foundation liable for the section 4942 tax on the distributable amount of any year in the base period?

☐ Yes
 ☒ No

If "Yes," the foundation does not qualify under section 4940(e) Do not complete this part

**1** Enter the appropriate amount in each column for each year, see instructions before making any entries

| (a)<br>Base period years Calendar<br>year (or tax year beginning in) | (b)<br>Adjusted qualifying distributions | (c)<br>Net value of noncharitable-use assets | (d)<br>Distribution ratio<br>(col (b) divided by col (c)) |
|--|--|--|---|
| 2017   | 6,152,324                                | 129,490,203                                  | 0 047512  |
| 2016   |  |  |   |
| 2015   |  |  |   |
| 2014   |  |  |   |
| 2013   |  |  |   |

|   |          |             |
|---|----------|-------------|
| <b>2</b> Total of line 1, column (d)  | <b>2</b> | 0 047512    |
| <b>3</b> Average distribution ratio for the 5-year base period—divide the total on line 2 by 5 0, or by the number of years the foundation has been in existence if less than 5 years | <b>3</b> | 0 047512    |
| <b>4</b> Enter the net value of noncharitable-use assets for 2018 from Part X, line 5   | <b>4</b> | 119,070,230 |
| <b>5</b> Multiply line 4 by line 3  | <b>5</b> | 5,657,265   |
| <b>6</b> Enter 1% of net investment income (1% of Part I, line 27b)   | <b>6</b> | 41,156      |
| <b>7</b> Add lines 5 and 6  | <b>7</b> | 5,698,421   |
| <b>8</b> Enter qualifying distributions from Part XII, line 4   | <b>8</b> | 6,616,874   |

If line 8 is equal to or greater than line 7, check the box in Part VI, line 1b, and complete that part using a 1% tax rate See the Part VI instructions

**Part VI Excise Tax Based on Investment Income (Section 4940(a), 4940(b), 4940(e), or 4948—see instructions)**

|           |   |           |        |
|-----------|---|-----------|--------|
| <b>1a</b> | Exempt operating foundations described in section 4940(d)(2), check here <input type="checkbox"/> and enter "N/A" on line 1<br>Date of ruling or determination letter _____ (attach copy of letter if necessary—see instructions) |           |        |
| <b>b</b>  | Domestic foundations that meet the section 4940(e) requirements in Part V, check here <input checked="" type="checkbox"/> and enter 1% of Part I, line 27b . . . . .  | <b>1</b>  | 41,156 |
| <b>c</b>  | All other domestic foundations enter 2% of line 27b. Exempt foreign organizations enter 4% of Part I, line 12, col (b)  |           |        |
| <b>2</b>  | Tax under section 511 (domestic section 4947(a)(1) trusts and taxable foundations only. Others enter -0-)   | <b>2</b>  | 0      |
| <b>3</b>  | Add lines 1 and 2. . . . .  | <b>3</b>  | 41,156 |
| <b>4</b>  | Subtitle A (income) tax (domestic section 4947(a)(1) trusts and taxable foundations only. Others enter -0-)   | <b>4</b>  | 0      |
| <b>5</b>  | <b>Tax based on investment income.</b> Subtract line 4 from line 3. If zero or less, enter -0- . . . . .  | <b>5</b>  | 41,156 |
| <b>6</b>  | Credits/Payments  |           |        |
| <b>a</b>  | 2018 estimated tax payments and 2017 overpayment credited to 2018   | <b>6a</b> | 34,036 |
| <b>b</b>  | Exempt foreign organizations—tax withheld at source . . . . .   | <b>6b</b> |        |
| <b>c</b>  | Tax paid with application for extension of time to file (Form 8868) . . . . .   | <b>6c</b> | 60,000 |
| <b>d</b>  | Backup withholding erroneously withheld . . . . .   | <b>6d</b> | 0      |
| <b>7</b>  | Total credits and payments. Add lines 6a through 6d. . . . .  | <b>7</b>  | 94,036 |
| <b>8</b>  | Enter any <b>penalty</b> for underpayment of estimated tax. Check here <input checked="" type="checkbox"/> if Form 2220 is attached   | <b>8</b>  | 0      |
| <b>9</b>  | <b>Tax due.</b> If the total of lines 5 and 8 is more than line 7, enter <b>amount owed</b> . . . . . <b>▶</b>  | <b>9</b>  |        |
| <b>10</b> | <b>Overpayment.</b> If line 7 is more than the total of lines 5 and 8, enter the <b>amount overpaid</b> . . . . . <b>▶</b>  | <b>10</b> | 52,880 |
| <b>11</b> | Enter the amount of line 10 to be <b>Credited to 2019 estimated tax</b> <b>▶</b> 52,880 <b>Refunded</b> <b>▶</b>  | <b>11</b> | 0      |

**Part VII-A Statements Regarding Activities**

|   | Yes       | No  |
|---|-----------|-----|
| <b>1a</b> During the tax year, did the foundation attempt to influence any national, state, or local legislation or did it participate or intervene in any political campaign? . . . . .  | <b>1a</b> | No  |
| <b>b</b> Did it spend more than \$100 during the year (either directly or indirectly) for political purposes? (see Instructions for definition). . . . .<br>If the answer is "Yes" to <b>1a</b> or <b>1b</b> , attach a detailed description of the activities and copies of any materials published or distributed by the foundation in connection with the activities | <b>1b</b> | No  |
| <b>c</b> Did the foundation file <b>Form 1120-POL</b> for this year? . . . . .  | <b>1c</b> | No  |
| <b>d</b> Enter the amount (if any) of tax on political expenditures (section 4955) imposed during the year<br>(1) On the foundation <b>▶</b> \$ 0 (2) On foundation managers <b>▶</b> \$ 0  |           |     |
| <b>e</b> Enter the reimbursement (if any) paid by the foundation during the year for political expenditure tax imposed on foundation managers <b>▶</b> \$ 0   |           |     |
| <b>2</b> Has the foundation engaged in any activities that have not previously been reported to the IRS? . . . . .<br>If "Yes," attach a detailed description of the activities   | <b>2</b>  | No  |
| <b>3</b> Has the foundation made any changes, not previously reported to the IRS, in its governing instrument, articles of incorporation, or bylaws, or other similar instruments? If "Yes," attach a conformed copy of the changes . . . . .   | <b>3</b>  | No  |
| <b>4a</b> Did the foundation have unrelated business gross income of \$1,000 or more during the year? . . . . .   | <b>4a</b> | No  |
| <b>b</b> If "Yes," has it filed a tax return on <b>Form 990-T</b> for this year? . . . . .  | <b>4b</b> |     |
| <b>5</b> Was there a liquidation, termination, dissolution, or substantial contraction during the year? . . . . .<br>If "Yes," attach the statement required by General Instruction T   | <b>5</b>  | No  |
| <b>6</b> Are the requirements of section 508(e) (relating to sections 4941 through 4945) satisfied either<br>• By language in the governing instrument, or<br>• By state legislation that effectively amends the governing instrument so that no mandatory directions that conflict with the state law remain in the governing instrument? . . . . .                    | <b>6</b>  | Yes |
| <b>7</b> Did the foundation have at least \$5,000 in assets at any time during the year? If "Yes," complete Part II, col (c), and Part XV . . . . .   | <b>7</b>  | Yes |
| <b>8a</b> Enter the states to which the foundation reports or with which it is registered (see instructions)<br><b>▶</b> NC   |           |     |
| <b>b</b> If the answer is "Yes" to line 7, has the foundation furnished a copy of Form 990-PF to the Attorney General (or designate) of each state as required by General Instruction G? If "No," attach explanation .  | <b>8b</b> | Yes |
| <b>9</b> Is the foundation claiming status as a private operating foundation within the meaning of section 4942(j)(3) or 4942(j)(5) for calendar year 2018 or the taxable year beginning in 2018? See the instructions for Part XIV. If "Yes," complete Part XIV . . . . .  | <b>9</b>  | No  |
| <b>10</b> Did any persons become substantial contributors during the tax year? If "Yes," attach a schedule listing their names and addresses . . . . .  | <b>10</b> | No  |

**Part VII-A Statements Regarding Activities** (continued)

|           |  |           |            |           |
|-----------|--|-----------|------------|-----------|
| <b>11</b> | At any time during the year, did the foundation, directly or indirectly, own a controlled entity within the meaning of section 512(b)(13)? If "Yes," attach schedule. See instructions. . . . .  | <b>11</b> |            | <b>No</b> |
| <b>12</b> | Did the foundation make a distribution to a donor advised fund over which the foundation or a disqualified person had advisory privileges? If "Yes," attach statement. See instructions. . . . . | <b>12</b> | <b>Yes</b> |           |
| <b>13</b> | Did the foundation comply with the public inspection requirements for its annual returns and exemption application? Website address ▶ <u>N/A</u>   | <b>13</b> | <b>Yes</b> |           |
| <b>14</b> | The books are in care of ▶ <u>ERNEST SUMNER</u> Telephone no ▶ <u>(704) 864-0927</u>   |           |            |           |

Located at ▶ 1201 E GARRISON BLVD GASTONIA NC ZIP+4 ▶ 28054

|           |   |           |            |           |
|-----------|---|-----------|------------|-----------|
| <b>15</b> | Section 4947(a)(1) nonexempt charitable trusts filing Form 990-PF in lieu of <b>Form 1041</b> —check here . . . . . ▶ <input type="checkbox"/>  |           |            |           |
|           | and enter the amount of tax-exempt interest received or accrued during the year . . . . . ▶ <b>15</b>   |           |            |           |
| <b>16</b> | At any time during calendar year 2018, did the foundation have an interest in or a signature or other authority over a bank, securities, or other financial account in a foreign country? . . . . . | <b>16</b> | <b>Yes</b> | <b>No</b> |
|           | See the instructions for exceptions and filing requirements for FinCEN Form 114. If "Yes", enter the name of the foreign country ▶  |           |            |           |

**Part VII-B Statements Regarding Activities for Which Form 4720 May Be Required**

**File Form 4720 if any item is checked in the "Yes" column, unless an exception applies.**

|           |   |           |            |           |
|-----------|---|-----------|------------|-----------|
| <b>1a</b> | During the year did the foundation (either directly or indirectly)  |           | <b>Yes</b> | <b>No</b> |
|           | (1) Engage in the sale or exchange, or leasing of property with a disqualified person? <input type="checkbox"/> Yes <input checked="" type="checkbox"/> No  |           |            |           |
|           | (2) Borrow money from, lend money to, or otherwise extend credit to (or accept it from) a disqualified person? <input type="checkbox"/> Yes <input checked="" type="checkbox"/> No  |           |            |           |
|           | (3) Furnish goods, services, or facilities to (or accept them from) a disqualified person? <input checked="" type="checkbox"/> Yes <input type="checkbox"/> No  |           |            |           |
|           | (4) Pay compensation to, or pay or reimburse the expenses of, a disqualified person? <input checked="" type="checkbox"/> Yes <input type="checkbox"/> No  |           |            |           |
|           | (5) Transfer any income or assets to a disqualified person (or make any of either available for the benefit or use of a disqualified person)? <input type="checkbox"/> Yes <input checked="" type="checkbox"/> No   |           |            |           |
|           | (6) Agree to pay money or property to a government official? ( <b>Exception.</b> Check "No" if the foundation agreed to make a grant to or to employ the official for a period after termination of government service, if terminating within 90 days). <input type="checkbox"/> Yes <input checked="" type="checkbox"/> No   |           |            |           |
| <b>b</b>  | If any answer is "Yes" to 1a(1)–(6), did <b>any</b> of the acts fail to qualify under the exceptions described in Regulations section 53.4941(d)-3 or in a current notice regarding disaster assistance? See instructions. . . . .  | <b>1b</b> |            | <b>No</b> |
|           | Organizations relying on a current notice regarding disaster assistance check here. . . . . ▶ <input type="checkbox"/>  |           |            |           |
| <b>c</b>  | Did the foundation engage in a prior year in any of the acts described in 1a, other than excepted acts, that were not corrected before the first day of the tax year beginning in 2018? . . . . .   | <b>1c</b> |            | <b>No</b> |
| <b>2</b>  | Taxes on failure to distribute income (section 4942) (does not apply for years the foundation was a private operating foundation defined in section 4942(j)(3) or 4942(j)(5))   |           |            |           |
| <b>a</b>  | At the end of tax year 2018, did the foundation have any undistributed income (lines 6d and 6e, Part XIII) for tax year(s) beginning before 2018? . . . . . <input type="checkbox"/> Yes <input checked="" type="checkbox"/> No   |           |            |           |
|           | If "Yes," list the years ▶ 20____, 20____, 20____, 20____   |           |            |           |
| <b>b</b>  | Are there any years listed in 2a for which the foundation is <b>not</b> applying the provisions of section 4942(a)(2) (relating to incorrect valuation of assets) to the year's undistributed income? (If applying section 4942(a)(2) to <b>all</b> years listed, answer "No" and attach statement—see instructions). . . . .   | <b>2b</b> |            |           |
| <b>c</b>  | If the provisions of section 4942(a)(2) are being applied to <b>any</b> of the years listed in 2a, list the years here ▶ 20____, 20____, 20____, 20____   |           |            |           |
| <b>3a</b> | Did the foundation hold more than a 2% direct or indirect interest in any business enterprise at any time during the year? . . . . . <input type="checkbox"/> Yes <input checked="" type="checkbox"/> No  |           |            |           |
| <b>b</b>  | If "Yes," did it have excess business holdings in 2018 as a result of (1) any purchase by the foundation or disqualified persons after May 26, 1969, (2) the lapse of the 5-year period (or longer period approved by the Commissioner under section 4943(c)(7)) to dispose of holdings acquired by gift or bequest, or (3) the lapse of the 10-, 15-, or 20-year first phase holding period? (Use Schedule C, Form 4720, to determine if the foundation had excess business holdings in 2018). . . . . | <b>3b</b> |            |           |
| <b>4a</b> | Did the foundation invest during the year any amount in a manner that would jeopardize its charitable purposes?   | <b>4a</b> |            | <b>No</b> |
| <b>b</b>  | Did the foundation make any investment in a prior year (but after December 31, 1969) that could jeopardize its charitable purpose that had not been removed from jeopardy before the first day of the tax year beginning in 2018?   | <b>4b</b> |            | <b>No</b> |

**Part VII-B Statements Regarding Activities for Which Form 4720 May Be Required** (continued)

|           |   | Yes                          | No                                     |
|-----------|---|------------------------------|--|
| <b>5a</b> | During the year did the foundation pay or incur any amount to   |                              |  |
| (1)       | Carry on propaganda, or otherwise attempt to influence legislation (section 4945(e))?   | <input type="checkbox"/> Yes | <input checked="" type="checkbox"/> No |
| (2)       | Influence the outcome of any specific public election (see section 4955), or to carry on, directly or indirectly, any voter registration drive?   | <input type="checkbox"/> Yes | <input checked="" type="checkbox"/> No |
| (3)       | Provide a grant to an individual for travel, study, or other similar purposes?  | <input type="checkbox"/> Yes | <input checked="" type="checkbox"/> No |
| (4)       | Provide a grant to an organization other than a charitable, etc., organization described in section 4945(d)(4)(A)? See instructions.  | <input type="checkbox"/> Yes | <input checked="" type="checkbox"/> No |
| (5)       | Provide for any purpose other than religious, charitable, scientific, literary, or educational purposes, or for the prevention of cruelty to children or animals?   | <input type="checkbox"/> Yes | <input checked="" type="checkbox"/> No |
| <b>b</b>  | If any answer is "Yes" to 5a(1)–(5), did <b>any</b> of the transactions fail to qualify under the exceptions described in Regulations section 53.4945 or in a current notice regarding disaster assistance? See instructions.             | <b>5b</b>                    |  |
|           | Organizations relying on a current notice regarding disaster assistance check here.   | <input type="checkbox"/>     |  |
| <b>c</b>  | If the answer is "Yes" to question 5a(4), does the foundation claim exemption from the tax because it maintained expenditure responsibility for the grant?<br>If "Yes," attach the statement required by Regulations section 53.4945–5(d) | <input type="checkbox"/> Yes | <input type="checkbox"/> No            |
| <b>6a</b> | Did the foundation, during the year, receive any funds, directly or indirectly, to pay premiums on a personal benefit contract?   | <input type="checkbox"/> Yes | <input checked="" type="checkbox"/> No |
| <b>b</b>  | Did the foundation, during the year, pay premiums, directly or indirectly, on a personal benefit contract?<br>If "Yes" to 6b, file Form 8870  | <b>6b</b>                    |  |
| <b>7a</b> | At any time during the tax year, was the foundation a party to a prohibited tax shelter transaction?  | <input type="checkbox"/> Yes | <input checked="" type="checkbox"/> No |
| <b>b</b>  | If yes, did the foundation receive any proceeds or have any net income attributable to the transaction?   | <b>7b</b>                    |  |
| <b>8</b>  | Is the foundation subject to the section 4960 tax on payment(s) of more than \$1,000,000 in remuneration or excess parachute payment during the year?   | <input type="checkbox"/> Yes | <input checked="" type="checkbox"/> No |

**Part VIII Information About Officers, Directors, Trustees, Foundation Managers, Highly Paid Employees, and Contractors**

| <b>1 List all officers, directors, trustees, foundation managers and their compensation. See instructions</b>                       |   |   |   |                                       |
|---|---|---|---|---------------------------------------|
| (a) Name and address  | (b) Title, and average hours per week devoted to position | (c) Compensation (If not paid, enter -0-) | (d) Contributions to employee benefit plans and deferred compensation | (e) Expense account, other allowances |
| See Additional Data Table   |   |   |   |                                       |
|   |   |   |   |                                       |
|   |   |   |   |                                       |
|   |   |   |   |                                       |
|   |   |   |   |                                       |
|   |   |   |   |                                       |
|   |   |   |   |                                       |
| <b>2 Compensation of five highest-paid employees (other than those included on line 1—see instructions). If none, enter "NONE."</b> |   |   |   |                                       |
| (a) Name and address of each employee paid more than \$50,000   | (b) Title, and average hours per week devoted to position | (c) Compensation                          | (d) Contributions to employee benefit plans and deferred compensation | (e) Expense account, other allowances |
| NONE  |   |   |   |                                       |
|   |   |   |   |                                       |
|   |   |   |   |                                       |
|   |   |   |   |                                       |
|   |   |   |   |                                       |
|   |   |   |   |                                       |
|   |   |   |   |                                       |
|   |   |   |   |                                       |
| <b>Total number of other employees paid over \$50,000.</b>  |   |   |   | <b>0</b>                              |

**Part VIII Information About Officers, Directors, Trustees, Foundation Managers, Highly Paid Employees, and Contractors (continued)**

**3 Five highest-paid independent contractors for professional services (see instructions). If none, enter "NONE".**

| (a) Name and address of each person paid more than \$50,000                                | (b) Type of service       | (c) Compensation |
|--|---------------------------|------------------|
| ALEX BROWN<br>100 N MAIN ST STE 2400<br>WINSTONSALEM, NC 27101                             | FINANCIAL CONSULTING FEES | 261,423          |
|  |                           |                  |
|  |                           |                  |
|  |                           |                  |
|  |                           |                  |
|  |                           |                  |
| <b>Total</b> number of others receiving over \$50,000 for professional services. . . . . ► |                           | 0                |

**Part IX-A Summary of Direct Charitable Activities**

List the foundation's four largest direct charitable activities during the tax year. Include relevant statistical information such as the number of organizations and other beneficiaries served, conferences convened, research papers produced, etc.

|          | Expenses |
|----------|----------|
| <b>1</b> |          |
| <b>2</b> |          |
| <b>3</b> |          |
| <b>4</b> |          |

**Part IX-B Summary of Program-Related Investments (see instructions)**

| Describe the two largest program-related investments made by the foundation during the tax year on lines 1 and 2 | Amount |
|--|--------|
| <b>1</b>   |        |
| <b>2</b>   |        |
| All other program-related investments. See instructions.   |        |
| <b>3</b>   |        |
| <b>Total.</b> Add lines 1 through 3 . . . . . ►  | 0      |

**Part X Minimum Investment Return** (All domestic foundations must complete this part. Foreign foundations, see instructions.)

|          |  |           |             |
|----------|--|-----------|-------------|
| <b>1</b> | Fair market value of assets not used (or held for use) directly in carrying out charitable, etc., purposes   |           |             |
| <b>a</b> | Average monthly fair market value of securities.   | <b>1a</b> | 99,870,946  |
| <b>b</b> | Average of monthly cash balances.  | <b>1b</b> | 3,015,922   |
| <b>c</b> | Fair market value of all other assets (see instructions).  | <b>1c</b> | 17,996,614  |
| <b>d</b> | <b>Total</b> (add lines 1a, b, and c).   | <b>1d</b> | 120,883,482 |
| <b>e</b> | Reduction claimed for blockage or other factors reported on lines 1a and 1c (attach detailed explanation).   | <b>1e</b> | 0           |
| <b>2</b> | Acquisition indebtedness applicable to line 1 assets.  | <b>2</b>  | 0           |
| <b>3</b> | Subtract line 2 from line 1d.  | <b>3</b>  | 120,883,482 |
| <b>4</b> | Cash deemed held for charitable activities. Enter 1 1/2% of line 3 (for greater amount, see instructions).   | <b>4</b>  | 1,813,252   |
| <b>5</b> | <b>Net value of noncharitable-use assets.</b> Subtract line 4 from line 3. Enter here and on Part V, line 4. | <b>5</b>  | 119,070,230 |
| <b>6</b> | <b>Minimum investment return.</b> Enter 5% of line 5.  | <b>6</b>  | 5,953,512   |

**Part XI Distributable Amount** (see instructions) (Section 4942(j)(3) and (j)(5) private operating foundations and certain foreign organizations check here ☐ and do not complete this part.)

|           |  |           |           |
|-----------|--|-----------|-----------|
| <b>1</b>  | Minimum investment return from Part X, line 6.   | <b>1</b>  | 5,953,512 |
| <b>2a</b> | Tax on investment income for 2018 from Part VI, line 5.  | <b>2a</b> | 41,156    |
| <b>b</b>  | Income tax for 2018 (This does not include the tax from Part VI).  | <b>2b</b> |           |
| <b>c</b>  | Add lines 2a and 2b.   | <b>2c</b> | 41,156    |
| <b>3</b>  | Distributable amount before adjustments. Subtract line 2c from line 1.                                     | <b>3</b>  | 5,912,356 |
| <b>4</b>  | Recoveries of amounts treated as qualifying distributions.   | <b>4</b>  | 0         |
| <b>5</b>  | Add lines 3 and 4.   | <b>5</b>  | 5,912,356 |
| <b>6</b>  | Deduction from distributable amount (see instructions).  | <b>6</b>  | 0         |
| <b>7</b>  | <b>Distributable amount</b> as adjusted. Subtract line 6 from line 5. Enter here and on Part XIII, line 1. | <b>7</b>  | 5,912,356 |

**Part XII Qualifying Distributions** (see instructions)

|          |  |           |           |
|----------|--|-----------|-----------|
| <b>1</b> | Amounts paid (including administrative expenses) to accomplish charitable, etc., purposes  |           |           |
| <b>a</b> | Expenses, contributions, gifts, etc.—total from Part I, column (d), line 26.   | <b>1a</b> | 6,616,874 |
| <b>b</b> | Program-related investments—total from Part IX-B.  | <b>1b</b> | 0         |
| <b>2</b> | Amounts paid to acquire assets used (or held for use) directly in carrying out charitable, etc., purposes.   | <b>2</b>  |           |
| <b>3</b> | Amounts set aside for specific charitable projects that satisfy the  |           |           |
| <b>a</b> | Suitability test (prior IRS approval required).  | <b>3a</b> |           |
| <b>b</b> | Cash distribution test (attach the required schedule).   | <b>3b</b> |           |
| <b>4</b> | <b>Qualifying distributions.</b> Add lines 1a through 3b. Enter here and on Part V, line 8, and Part XIII, line 4.                                   | <b>4</b>  | 6,616,874 |
| <b>5</b> | Foundations that qualify under section 4940(e) for the reduced rate of tax on net investment income. Enter 1% of Part I, line 27b. See instructions. | <b>5</b>  | 41,156    |
| <b>6</b> | <b>Adjusted qualifying distributions.</b> Subtract line 5 from line 4.   | <b>6</b>  | 6,575,718 |

**Note:** The amount on line 6 will be used in Part V, column (b), in subsequent years when calculating whether the foundation qualifies for the section 4940(e) reduction of tax in those years.

**Part XIII Undistributed Income** (see instructions)

|  | (a)<br>Corpus | (b)<br>Years prior to 2017 | (c)<br>2017 | (d)<br>2018 |
|--|---------------|----------------------------|-------------|-------------|
| <b>1</b> Distributable amount for 2018 from Part XI, line 7  |               |                            |             | 5,912,356   |
| <b>2</b> Undistributed income, if any, as of the end of 2018   |               |                            |             |             |
| <b>a</b> Enter amount for 2017 only. . . . .   |               |                            | 284,884     |             |
| <b>b</b> Total for prior years 20____, 20____, 20____  |               | 0                          |             |             |
| <b>3</b> Excess distributions carryover, if any, to 2018   |               |                            |             |             |
| <b>a</b> From 2013. . . . .  |               |                            |             |             |
| <b>b</b> From 2014. . . . .  |               |                            |             |             |
| <b>c</b> From 2015. . . . .  |               |                            |             |             |
| <b>d</b> From 2016. . . . .  |               |                            |             |             |
| <b>e</b> From 2017. . . . .  |               |                            |             |             |
| <b>f</b> Total of lines 3a through e. . . . .  | 0             |                            |             |             |
| <b>4</b> Qualifying distributions for 2018 from Part XII, line 4 ▶ \$ <u>6,616,874</u>   |               |                            |             |             |
| <b>a</b> Applied to 2017, but not more than line 2a  |               |                            | 284,884     |             |
| <b>b</b> Applied to undistributed income of prior years (Election required—see instructions). . . . .  |               | 0                          |             |             |
| <b>c</b> Treated as distributions out of corpus (Election required—see instructions). . . . .  | 0             |                            |             |             |
| <b>d</b> Applied to 2018 distributable amount. . . . .   |               |                            |             | 5,912,356   |
| <b>e</b> Remaining amount distributed out of corpus  | 419,634       |                            |             |             |
| <b>5</b> Excess distributions carryover applied to 2018<br>(If an amount appears in column (d), the same amount must be shown in column (a) )  | 0             |                            |             | 0           |
| <b>6 Enter the net total of each column as indicated below:</b>  |               |                            |             |             |
| <b>a</b> Corpus Add lines 3f, 4c, and 4e Subtract line 5   | 419,634       |                            |             |             |
| <b>b</b> Prior years' undistributed income Subtract line 4b from line 2b . . . . .   |               | 0                          |             |             |
| <b>c</b> Enter the amount of prior years' undistributed income for which a notice of deficiency has been issued, or on which the section 4942(a) tax has been previously assessed. . . . . |               | 0                          |             |             |
| <b>d</b> Subtract line 6c from line 6b Taxable amount—see instructions . . . . .   |               | 0                          |             |             |
| <b>e</b> Undistributed income for 2017 Subtract line 4a from line 2a Taxable amount—see instructions . . . . .   |               |                            | 0           |             |
| <b>f</b> Undistributed income for 2018 Subtract lines 4d and 5 from line 1 This amount must be distributed in 2019 . . . . .   |               |                            |             | 0           |
| <b>7</b> Amounts treated as distributions out of corpus to satisfy requirements imposed by section 170(b)(1)(F) or 4942(g)(3) (Election may be required - see instructions). . . . .       | 0             |                            |             |             |
| <b>8</b> Excess distributions carryover from 2013 not applied on line 5 or line 7 (see instructions). . . . .  | 0             |                            |             |             |
| <b>9 Excess distributions carryover to 2019.</b><br>Subtract lines 7 and 8 from line 6a . . . . .  | 419,634       |                            |             |             |
| <b>10</b> Analysis of line 9   |               |                            |             |             |
| <b>a</b> Excess from 2014. . . . .   |               |                            |             |             |
| <b>b</b> Excess from 2015. . . . .   |               |                            |             |             |
| <b>c</b> Excess from 2016. . . . .   |               |                            |             |             |
| <b>d</b> Excess from 2017. . . . .   |               |                            |             |             |
| <b>e</b> Excess from 2018. . . . .   | 419,634       |                            |             |             |

**Part XIV Private Operating Foundations** (see instructions and Part VII-A, question 9)

**1a** If the foundation has received a ruling or determination letter that it is a private operating foundation, and the ruling is effective for 2018, enter the date of the ruling. . . . . ▶

**b** Check box to indicate whether the organization is a private operating foundation described in section ☐ 4942(j)(3) or ☐ 4942(j)(5)

|  | Tax year | Prior 3 years |          |          | (e) Total |
|--|----------|---------------|----------|----------|-----------|
|  | (a) 2018 | (b) 2017      | (c) 2016 | (d) 2015 |           |
| <b>2a</b> Enter the lesser of the adjusted net income from Part I or the minimum investment return from Part X for each year listed . . . . .                      |          |               |          |          |           |
| <b>b</b> 85% of line 2a . . . . .  |          |               |          |          |           |
| <b>c</b> Qualifying distributions from Part XII, line 4 for each year listed . . . . .   |          |               |          |          |           |
| <b>d</b> Amounts included in line 2c not used directly for active conduct of exempt activities . . . . .   |          |               |          |          |           |
| <b>e</b> Qualifying distributions made directly for active conduct of exempt activities. Subtract line 2d from line 2c . . . . .                                   |          |               |          |          |           |
| <b>3</b> Complete 3a, b, or c for the alternative test relied upon   |          |               |          |          |           |
| <b>a</b> "Assets" alternative test—enter   |          |               |          |          |           |
| <b>(1)</b> Value of all assets . . . . .   |          |               |          |          |           |
| <b>(2)</b> Value of assets qualifying under section 4942(j)(3)(B)(i)   |          |               |          |          |           |
| <b>b</b> "Endowment" alternative test— enter 2/3 of minimum investment return shown in Part X, line 6 for each year listed. . . . .                                |          |               |          |          |           |
| <b>c</b> "Support" alternative test—enter  |          |               |          |          |           |
| <b>(1)</b> Total support other than gross investment income (interest, dividends, rents, payments on securities loans (section 512(a)(5)), or royalties) . . . . . |          |               |          |          |           |
| <b>(2)</b> Support from general public and 5 or more exempt organizations as provided in section 4942(j)(3)(B)(iii). . . . .                                       |          |               |          |          |           |
| <b>(3)</b> Largest amount of support from an exempt organization   |          |               |          |          |           |
| <b>(4)</b> Gross investment income   |          |               |          |          |           |

**Part XV Supplementary Information (Complete this part only if the foundation had \$5,000 or more in assets at any time during the year—see instructions.)**

**1 Information Regarding Foundation Managers:**

**a** List any managers of the foundation who have contributed more than 2% of the total contributions received by the foundation before the close of any tax year (but only if they have contributed more than \$5,000) (See section 507(d)(2) )

**b** List any managers of the foundation who own 10% or more of the stock of a corporation (or an equally large portion of the ownership of a partnership or other entity) of which the foundation has a 10% or greater interest

**2 Information Regarding Contribution, Grant, Gift, Loan, Scholarship, etc., Programs:**

Check here ☒ if the foundation only makes contributions to preselected charitable organizations and does not accept unsolicited requests for funds. If the foundation makes gifts, grants, etc. to individuals or organizations under other conditions, complete items 2a, b, c, and d. See instructions.

**a** The name, address, and telephone number or email address of the person to whom applications should be addressed

**b** The form in which applications should be submitted and information and materials they should include

**c** Any submission deadlines

**d** Any restrictions or limitations on awards, such as by geographical areas, charitable fields, kinds of institutions, or other factors

**Part XV** **Supplementary Information** (continued)**3 Grants and Contributions Paid During the Year or Approved for Future Payment**

| <div>Recipient</div> <div>Name and address (home or business)</div>  | If recipient is an individual, show any relationship to any foundation manager or substantial contributor | Foundation status of recipient | Purpose of grant or contribution  | Amount    |
|--|---|--------------------------------|-----------------------------------|-----------|
| <b>a</b> <i>Paid during the year</i><br>See Additional Data Table  |   |                                |                                   |           |
| <b>Total</b> . . . . . ► <b>3a</b>   |   |                                |                                   |           |
| <b>b</b> <i>Approved for future payment</i><br>GASTON MEMORIAL HOSPITAL<br>FOUNDATION<br>2525 COURT DR PO BOX 1747<br>GASTONIA, NC 28054 | N/A   | PC                             | VASCULAR HYBRID<br>OPERATING ROOM | 1,666,667 |
| LIFE ENRICHMENT CENTER OF CLEVELAND<br>COUNTY<br>110 LIFE ENRICHMENT BLVD<br>SHELBY, NC 28150  | N/A   | PC                             | CAPITAL CAMPAIGN                  | 500,000   |
|  |   |                                |                                   |           |
| <b>Total</b> . . . . . ► <b>3b</b>   |   |                                |                                   |           |

Enter gross amounts unless otherwise indicated

## Part XVI-B Relationship of Activities to the Accomplishment of Exempt Purposes

Form **990-PF** (2018)

**Part XVII Information Regarding Transfers To and Transactions and Relationships With Noncharitable Exempt Organizations**

|   |              |            |           |
|---|--------------|------------|-----------|
| <b>1</b> Did the organization directly or indirectly engage in any of the following with any other organization described in section 501(c) (other than section 501(c)(3) organizations) or in section 527, relating to political organizations?  |              | <b>Yes</b> | <b>No</b> |
| <b>a</b> Transfers from the reporting foundation to a noncharitable exempt organization of  |              |            |           |
| <b>(1)</b> Cash.  | <b>1a(1)</b> |            | <b>No</b> |
| <b>(2)</b> Other assets.  | <b>1a(2)</b> |            | <b>No</b> |
| <b>b</b> Other transactions   |              |            |           |
| <b>(1)</b> Sales of assets to a noncharitable exempt organization.  | <b>1b(1)</b> |            | <b>No</b> |
| <b>(2)</b> Purchases of assets from a noncharitable exempt organization.  | <b>1b(2)</b> |            | <b>No</b> |
| <b>(3)</b> Rental of facilities, equipment, or other assets.  | <b>1b(3)</b> |            | <b>No</b> |
| <b>(4)</b> Reimbursement arrangements.  | <b>1b(4)</b> |            | <b>No</b> |
| <b>(5)</b> Loans or loan guarantees.  | <b>1b(5)</b> |            | <b>No</b> |
| <b>(6)</b> Performance of services or membership or fundraising solicitations.  | <b>1b(6)</b> |            | <b>No</b> |
| <b>c</b> Sharing of facilities, equipment, mailing lists, other assets, or paid employees.  | <b>1c</b>    |            | <b>No</b> |
| <b>d</b> If the answer to any of the above is "Yes," complete the following schedule. Column <b>(b)</b> should always show the fair market value of the goods, other assets, or services given by the reporting foundation. If the foundation received less than fair market value in any transaction or sharing arrangement, show in column <b>(d)</b> the value of the goods, other assets, or services received. |              |            |           |

| (a) Line No | (b) Amount involved | (c) Name of noncharitable exempt organization | (d) Description of transfers, transactions, and sharing arrangements |
|-------------|---------------------|---|--|
|             |                     |   |  |
|             |                     |   |  |
|             |                     |   |  |
|             |                     |   |  |
|             |                     |   |  |
|             |                     |   |  |
|             |                     |   |  |
|             |                     |   |  |
|             |                     |   |  |
|             |                     |   |  |
|             |                     |   |  |
|             |                     |   |  |
|             |                     |   |  |
|             |                     |   |  |
|             |                     |   |  |
|             |                     |   |  |
|             |                     |   |  |
|             |                     |   |  |
|             |                     |   |  |
|             |                     |   |  |
|             |                     |   |  |
|             |                     |   |  |

**2a** Is the foundation directly or indirectly affiliated with, or related to, one or more tax-exempt organizations described in section 501(c) (other than section 501(c)(3)) or in section 527? ☐ Yes ☒ No

**b** If "Yes," complete the following schedule

| (a) Name of organization | (b) Type of organization | (c) Description of relationship |
|--------------------------|--------------------------|---------------------------------|
|                          |                          |                                 |
|                          |                          |                                 |
|                          |                          |                                 |
|                          |                          |                                 |
|                          |                          |                                 |

Under penalties of perjury, I declare that I have examined this return, including accompanying schedules and statements, and to the best of my knowledge and belief, it is true, correct, and complete. Declaration of preparer (other than taxpayer) is based on all information of which preparer has any knowledge.

|                  |                                 |            |       |   |
|------------------|---------------------------------|------------|-------|---|
| <b>Sign Here</b> | *****                           | 2019-11-11 | ***** | May the IRS discuss this return with the preparer shown below?<br>(see instr )? <input checked="" type="checkbox"/> Yes <input type="checkbox"/> No |
|                  | Signature of officer or trustee | Date       | Title |   |

|  |   |                      |      |   |                                |
|--|---|----------------------|------|---|--------------------------------|
| <b>Paid Preparer Use Only</b>  | Print/Type preparer's name              | Preparer's Signature | Date | Check if self-employed <input type="checkbox"/> | PTIN                           |
|  | AMANDA ADAMS                            |                      |      |   | P00748038                      |
|  | Firm's name <b>►</b> CHERRY BEKAERT LLP |                      |      |   | Firm's EIN <b>►</b> 56-0574444 |
| Firm's address <b>►</b> 1111 METROPOLITAN AVE STE 900<br>CHARLOTTE, NC 28204 |   |                      |      |   | Phone no (704) 377-1678        |

**Form 990PF Part VIII Line 1 - List all officers, directors, trustees, foundation managers and their compensation**

| (a) Name and address  | Title, and average hours per week<br>(b) devoted to position | (c) Compensation (If not paid, enter -0-) | (d) Contributions to employee benefit plans and deferred compensation | Expense account, (e) other allowances |
|---|--|---|---|---------------------------------------|
| B FRANK MATTHEWS II<br>PO BOX 3746<br>GASTONIA, NC 280540038    | CHAIRMAN<br>4 00   | 53,000                                    | 0   | 0                                     |
| EUGENE R MATTHEWS II<br>PO BOX 3746<br>GASTONIA, NC 280540038   |  |   |   |                                       |
| MARY M VAUGHN<br>PO BOX 3746<br>GASTONIA, NC 280540038          | PRESIDENT/CEO/TREASURER<br>25 00                             | 140,000                                   | 0   | 0                                     |
| HARRIET M JACKSON<br>PO BOX 3746<br>GASTONIA, NC 280540038      |  |   |   |                                       |
| VANN M MATTHEWS II<br>PO BOX 3746<br>GASTONIA, NC 280540038     | SECRETARY<br>0 50  | 13,000                                    | 0   | 0                                     |
| DR RICHARD E RANKIN JR<br>PO BOX 3746<br>GASTONIA, NC 280540038 |  |   |   |                                       |
|   |  |   |   |                                       |

| Form 990PF Part XV Line 3 - Grants and Contributions Paid During the Year or Approved for Future Payment |   |                                |                                  |           |
|--|---|--------------------------------|----------------------------------|-----------|
| Recipient  | If recipient is an individual, show any relationship to any foundation manager or substantial contributor | Foundation status of recipient | Purpose of grant or contribution | Amount    |
| Name and address (home or business)  |   |                                |                                  |           |
| <b>a</b> <i>Paid during the year</i>   |   |                                |                                  |           |
| CHRIST SCHOOL<br>500 CHRIST SCHOOL RD<br>ARDEN, NC 28704   | N/A   | PC                             | GENERAL SUPPORT                  | 1,500     |
| CITIZENS FOR NUCLEAR TECHNOLOGY AWARENESS<br>1204 WHISKEY ROAD RM B<br>AIKEN, SC 29803                   | N/A   | PC                             | GENERAL SUPPORT                  | 500       |
| GASTON COMMUNITY FOUNDATION<br>1201 E GARRISON BLVD<br>GASTONIA, NC 28054                                | N/A   | PC                             | GENERAL SUPPORT, DBC DAF FUND    | 400,000   |
| <b>Total . . . . . ▶ 3a</b>  |   |                                |                                  | 6,268,833 |

| Form 990PF Part XV Line 3 - Grants and Contributions Paid During the Year or Approved for Future Payment |   |                                |                                  |           |
|--|---|--------------------------------|----------------------------------|-----------|
| Recipient  | If recipient is an individual, show any relationship to any foundation manager or substantial contributor | Foundation status of recipient | Purpose of grant or contribution | Amount    |
| Name and address (home or business)  |   |                                |                                  |           |
| <b>a</b> <i>Paid during the year</i>   |   |                                |                                  |           |
| CRISIS ASSISTANCE MINISTRY<br>805 W AIRLINE AVE STE B<br>GASTONIA, NC 28052                              | N/A   | PC                             | GENERAL SUPPORT                  | 25,000    |
| CROWDER'S RIDGE CAMP AND RETREAT<br>PO BOX 1<br>LOWELL, NC 28098   | N/A   | PC                             | GENERAL SUPPORT                  | 175,000   |
| DAVIDSON COLLEGE405 N MAIN ST<br>DAVIDSON, NC 28035  | N/A   | PC                             | GENERAL SUPPORT                  | 2,000,000 |
| <b>Total . . . . . ▶ 3a</b>  |   |                                |                                  | 6,268,833 |

| Form 990PF Part XV Line 3 - Grants and Contributions Paid During the Year or Approved for Future Payment |   |                                |                                    |           |
|--|---|--------------------------------|------------------------------------|-----------|
| Recipient  | If recipient is an individual, show any relationship to any foundation manager or substantial contributor | Foundation status of recipient | Purpose of grant or contribution   | Amount    |
| Name and address (home or business)  |   |                                |                                    |           |
| <b>a</b> <i>Paid during the year</i>   |   |                                |                                    |           |
| DC VIRGO PREPARATORY ACADEMY<br>813 NIXON ST<br>WILMINGTON, NC 28401                                     | N/A   | PC                             | ACTION BASE LEARNING NC INITIATIVE | 25,000    |
| FIRST ARP CHURCH317 S CHESTER ST<br>GASTONIA, NC 28052   | N/A   | PC                             | CAPITAL CAMPAIGN                   | 175,000   |
| GASTON COUNTY FAMILY YMCA<br>2221 ROBINWOOD RD<br>GASTONIA, NC 28054                                     | N/A   | PC                             | WARLICK YMCA CAPITAL CAMPAIGN      | 3,000     |
| <b>Total . . . . . ▶ 3a</b>  |   |                                |                                    | 6,268,833 |

| Form 990PF Part XV Line 3 - Grants and Contributions Paid During the Year or Approved for Future Payment |   |                                |                                  |           |
|--|---|--------------------------------|----------------------------------|-----------|
| Recipient  | If recipient is an individual, show any relationship to any foundation manager or substantial contributor | Foundation status of recipient | Purpose of grant or contribution | Amount    |
| Name and address (home or business)  |   |                                |                                  |           |
| <b>a</b> Paid during the year  |   |                                |                                  |           |
| GASTON COUNTY SCHOOLS<br>943 OSCEOLA STREET<br>GASTONIA, NC 28054  | N/A   | GOV                            | SCHOOL BOND CAMPAIGN             | 2,500     |
| GASTON COUNTY JAYCEESPO BOX 4<br>GASTONIA, NC 28053  | N/A   | NC                             | DISTINGUISHED SERVICE AWARDS     | 28,000    |
| GASTON MEMORIAL HOSPITAL FOUNDATION<br>2525 COURT DR PO BOX 1747<br>GASTONIA, NC 28054                   | N/A   | PC                             | VASCULAR HYBRID OPERATING ROOM   | 833,333   |
| <b>Total . . . . . ▶ 3a</b>  |   |                                |                                  | 6,268,833 |

| Form 990PF Part XV Line 3 - Grants and Contributions Paid During the Year or Approved for Future Payment  |   |                                |   |           |
|---|---|--------------------------------|---|-----------|
| Recipient   | If recipient is an individual, show any relationship to any foundation manager or substantial contributor | Foundation status of recipient | Purpose of grant or contribution              | Amount    |
| Name and address (home or business)   |   |                                |   |           |
| <b>a</b> <i>Paid during the year</i>  |   |                                |   |           |
| HEART SOCIETY OF GASTON COUNTY INC<br>1201 E GARRISON BLVD<br>GASTONIA, NC 28054                          | N/A   | PC                             | GENERAL SUPPORT - MEDICINE COSTS              | 5,000     |
| KENAN-FLAGLER BUSINESS SCHOOL FOUNDATION<br>205 KENAN CENTER CAMPUS BOX 3490<br>CHAPEL HILL, NC 275993490 | N/A   | PC                             | INSTITUTE FOR PRIVATE CAPITAL                 | 75,000    |
| THE HISTORIC PRESERVATION FOUNDATION OF NORTH CAROLINA<br>PO BOX 27644<br>RALEIGH, NC 276117644           | N/A   | PC                             | ALFRED C KESSELL HISTORY CENTER AT LORAY MILL | 10,000    |
| <b>Total . . . . . ▶ 3a</b>   |   |                                |   | 6,268,833 |


| Form 990PF Part XV Line 3 - Grants and Contributions Paid During the Year or Approved for Future Payment |   |                                |                                  |           |
|--|---|--------------------------------|----------------------------------|-----------|
| Recipient  | If recipient is an individual, show any relationship to any foundation manager or substantial contributor | Foundation status of recipient | Purpose of grant or contribution | Amount    |
| Name and address (home or business)  |   |                                |                                  |           |
| <b>a</b> <i>Paid during the year</i>   |   |                                |                                  |           |
| LEAD THE WAY FUND INC<br>300 GARDEN CITY PLAZA NO 149<br>GARDEN CITY, NY 11530                           | N/A   | PC                             | GENERAL SUPPORT                  | 10,000    |
| LIFE ENRICHMENT CENTER OF CLEVELAND COUNTY<br>110 LIFE ENRICHMENT BLVD<br>SHELBY, NC 28150               | N/A   | PC                             | CAPITAL CAMPAIGN                 | 250,000   |
| MCCALLIE SCHOOL500 DODDS AVE<br>CHATTANOOGA, TN 37404  | N/A   | PC                             | GENERAL SUPPORT                  | 1,000,000 |
| <b>Total . . . . . ▶ 3a</b>  |   |                                |                                  | 6,268,833 |

| Form 990PF Part XV Line 3 - Grants and Contributions Paid During the Year or Approved for Future Payment |   |                                |                                  |           |
|--|---|--------------------------------|----------------------------------|-----------|
| Recipient  | If recipient is an individual, show any relationship to any foundation manager or substantial contributor | Foundation status of recipient | Purpose of grant or contribution | Amount    |
| Name and address (home or business)  |   |                                |                                  |           |
| <b>a</b> <i>Paid during the year</i>   |   |                                |                                  |           |
| NATIONAL MULTIPLE SCLEROSIS SOCIETY<br>1800 M ST NW STE 750 SOUTH WASHINGTON, DC 20036                   | N/A   | PC                             | WALK MS                          | 25,000    |
| ORCHARD VILLAGE<br>7660 GROSS POINT ROAD<br>SKOKIE, IL 60077   | N/A   | PC                             | GENERAL SUPPORT                  | 1,500     |
| PAVILLON INTERNATIONAL<br>241 PAVILLON PL<br>MILL SPRING, NC 28756                                       | N/A   | PC                             | GENERAL SUPPORT                  | 100,000   |
| <b>Total . . . . . ▶ 3a</b>  |   |                                |                                  | 6,268,833 |

| Form 990PF Part XV Line 3 - Grants and Contributions Paid During the Year or Approved for Future Payment |   |                                |                                  |           |
|--|---|--------------------------------|----------------------------------|-----------|
| Recipient  | If recipient is an individual, show any relationship to any foundation manager or substantial contributor | Foundation status of recipient | Purpose of grant or contribution | Amount    |
| Name and address (home or business)  |   |                                |                                  |           |
| <b>a</b> <i>Paid during the year</i>   |   |                                |                                  |           |
| PHILANTHROPY ROUNDTABLE<br>1730 M ST NW STE 601<br>WASHINGTON, DC 20036                                  | N/A   | PC                             | GENERAL SUPPORT                  | 25,000    |
| SAINT MARY'S SCHOOL<br>900 HILLSBOROUGH STREET<br>RALEIGH, NC 27603                                      | N/A   | PC                             | GENERAL SUPPORT                  | 1,500     |
| THE SALVATION ARMYPO BOX 1094<br>GASTONIA, NC 28053  | N/A   | PC                             | GENERAL SUPPORT                  | 25,000    |
| <b>Total . . . . . ▶ 3a</b>  |   |                                |                                  | 6,268,833 |

| Form 990PF Part XV Line 3 - Grants and Contributions Paid During the Year or Approved for Future Payment |   |                                |                                  |           |
|--|---|--------------------------------|----------------------------------|-----------|
| Recipient  | If recipient is an individual, show any relationship to any foundation manager or substantial contributor | Foundation status of recipient | Purpose of grant or contribution | Amount    |
| Name and address (home or business)  |   |                                |                                  |           |
| <b>a</b> <i>Paid during the year</i>   |   |                                |                                  |           |
| SOCKS INCPO BOX 269<br>GASTONIA, NC 28101  | N/A   | PC                             | GENERAL SUPPORT                  | 25,000    |
| SOUTHERN EVANGELICAL SEMINARY<br>15015 LANCASTER HWY<br>CHARLOTTE, NC 28277                              | N/A   | PC                             | JAMISON LIBRARY                  | 100,000   |
| UNITED WAY OF AIKEN COUNTY<br>PO BOX 699<br>AIKEN, SC 29802  | N/A   | PC                             | GENERAL SUPPORT                  | 20,000    |
| <b>Total . . . . . ▶ 3a</b>  |   |                                |                                  | 6,268,833 |

| Form 990PF Part XV Line 3 - Grants and Contributions Paid During the Year or Approved for Future Payment |   |                                |                                  |           |
|--|---|--------------------------------|----------------------------------|-----------|
| Recipient  | If recipient is an individual, show any relationship to any foundation manager or substantial contributor | Foundation status of recipient | Purpose of grant or contribution | Amount    |
| Name and address (home or business)  |   |                                |                                  |           |
| <b>a</b> <i>Paid during the year</i>   |   |                                |                                  |           |
| THE BASCOM CORPORATION<br>323 FRANKLIN RD<br>HIGHLANDS, NC 28741   | N/A   | PC                             | CAPITAL CAMPAIGN                 | 150,000   |
| THE UNITED WAY OF GASTON COUNTY<br>PO BOX 2597<br>GASTONIA, NC 28053                                     | N/A   | PC                             | GENERAL SUPPORT                  | 25,000    |
| WOFFORD COLLEGE429 N CHURCH ST<br>SPARTANBURG, SC 29303  | N/A   | PC                             | ANNUAL FUND                      | 2,000     |
| <b>Total . . . . . ▶ 3a</b>  |   |                                |                                  | 6,268,833 |

| Form 990PF Part XV Line 3 - Grants and Contributions Paid During the Year or Approved for Future Payment             |   |                                |                                  |           |
|--|---|--------------------------------|----------------------------------|-----------|
| Recipient  | If recipient is an individual, show any relationship to any foundation manager or substantial contributor | Foundation status of recipient | Purpose of grant or contribution | Amount    |
| Name and address (home or business)  |   |                                |                                  |           |
| <b>a</b> <i>Paid during the year</i>   |   |                                |                                  |           |
| WOODBERRY FOREST SCHOOL<br>898 WOODBERRY FOREST RD<br>WOODBERRY FOREST, VA 22989                                     | N/A   | PC                             | CAPITAL CAMPAIGN                 | 750,000   |
| <b>Total</b> . . . . .  <b>3a</b> |   |                                |                                  | 6,268,833 |

**TY 2018 Accounting Fees Schedule****Name:** THE DAVID BELK CANNON FOUNDATION**EIN:** 27-0004751

| <b>Category</b>                | <b>Amount</b> | <b>Net Investment<br/>Income</b> | <b>Adjusted Net<br/>Income</b> | <b>Disbursements<br/>for Charitable<br/>Purposes</b> |
|--------------------------------|---------------|----------------------------------|--------------------------------|--|
| AUDIT & TAX RETURN PREPARATION | 16,365        | 0                                |                                | 12,630   |

## TY 2018 Investments Corporate Bonds Schedule

**Name:** THE DAVID BELK CANNON FOUNDATION

**EIN:** 27-0004751

### Investments Corporate Bonds Schedule

| Name of Bond   | End of Year Book Value | End of Year Fair Market Value |
|--|------------------------|-------------------------------|
| AETNA, INC. 2.8000% DUE 06/15/2023   | 95,101                 | 95,101                        |
| ALEXANDRIA REAL ESTATE EQUITIES, INC. 3.9500% DUE 01/15/2027                 | 48,517                 | 48,517                        |
| ALLY AUTO RECV TR 2017-4 A-4   | 73,904                 | 73,904                        |
| AMAZON.COM, INC. 3.9500% DUE 01/15/2027                                      | 24,137                 | 24,137                        |
| AMERICAN EXPRESS CREDIT CORPORATION 2.6000% DUE 09/14/2020                   | 74,233                 | 74,233                        |
| AMERICAN INTERNATIONAL GROUP, INC. 4.2000% DUE 04/01/2028                    | 38,534                 | 38,534                        |
| AMERICAN INTERNATIONAL GROUP, INC. 4.8750% DUE 06/01/2022 (026874CU9)        | 77,815                 | 77,815                        |
| AMERISOURCEBERGEN CORPORATION 3.2500% DUE 03/01/2025                         | 47,752                 | 47,752                        |
| ANDEAVOR LOGISTICS LP /TESORO LOGISTICS FINANCE CORP 3.2500% DUE 03/01/2025  | 19,454                 | 19,454                        |
| ANHEUSER-BUSCH COMPANIES LLC /ANHEUSER-BUSCH INBEV WORLDWIDE 3.6500% DUE 02/ | 33,094                 | 33,094                        |
| ANHEUSER-BUSCH INBEV WORLDWIDE INC. 4.0000% DUE 04/13/2028                   | 71,740                 | 71,740                        |
| ARCHER-DANIELS-MIDLAND COMPANY 2.5000% DUE 08/11/2026                        | 106,649                | 106,649                       |
| AT&T INC. 3.8000% DUE 03/01/2024   | 98,991                 | 98,991                        |
| BANK OF AMERICA CORPORATION 3.2480% DUE 10/21/2027                           | 143,476                | 143,476                       |
| BANK OF AMERICA CORPORATION 3.9700% DUE 03/05/2029                           | 72,903                 | 72,903                        |
| BANK OF AMERICA CORPORATION 4.1250% DUE 01/22/2024                           | 152,045                | 152,045                       |
| BARCLAYS PLC 3.2000% DUE 08/10/2021  | 194,622                | 194,622                       |
| BERKSHIRE HATHAWAY ENERGY COMPANY 3.2500% DUE 04/15/2028                     | 58,979                 | 58,979                        |
| BP CAPITAL MARKETS PLC 2.3150% DUE 02/13/2020                                | 99,112                 | 99,112                        |
| BROADCOM CORPORATION/BROADCOM CAYMAN FINANCE LTD 3.0000% DUE 01/15/2022      | 76,936                 | 76,936                        |

**Investments Corporate Bonds Schedule**

| <b>Name of Bond</b>  | <b>End of Year Book Value</b> | <b>End of Year Fair Market Value</b> |
|--|-------------------------------|--------------------------------------|
| CAPITAL ONE FINANCIAL CORPORATION 3.7500% DUE 03/09/2027                     | 69,659                        | 69,659                               |
| CARMAX AUTO OWNER TR 2017-4 A-4  | 44,339                        | 44,339                               |
| CARMAX AUTO OWNER TR 2018-1 A-4  | 128,727                       | 128,727                              |
| CELGENE CORP 3.5500% DUE 08/15/2022  | 49,451                        | 49,451                               |
| CHARTER COMMUNICATIONS OPERATING, LLC/CHARTER COMMUNICATIONS 4.2000% DUE 03/ | 56,520                        | 56,520                               |
| CHENIERE CORPUS CHRISTI HOLDINGS, LLC 5.1250% DUE 06/30/2027                 | 33,042                        | 33,042                               |
| CHESAPEAKE FDG II LLC 2017-2 A-1   | 66,425                        | 66,425                               |
| CITIGROUP INC. 3.8870% DUE 01/10/2028  | 144,737                       | 144,737                              |
| CITIGROUP INC. 4.5000% DUE 01/14/2022  | 219,672                       | 219,672                              |
| COMCAST CORPORATION 4.7000% DUE 10/15/2048                                   | 40,435                        | 40,435                               |
| COMMONWEALTH EDISON COMPANY 2.9500% DUE 08/15/2027                           | 96,156                        | 96,156                               |
| CONCHO RESOURCES INC. 3.7500% DUE 10/01/2027                                 | 23,534                        | 23,534                               |
| COX COMMUNICATIONS, INC. 3.1500% DUE 08/15/2024                              | 28,860                        | 28,860                               |
| CSX CORPORATION 2.6000% DUE 11/01/2026                                       | 45,490                        | 45,490                               |
| CSX CORPORATION 3.3500% DUE 11/01/2025                                       | 77,825                        | 77,825                               |
| CVS HEALTH CORP SPECIAL 4.3000% DUE 03/25/2028                               | 161,306                       | 161,306                              |
| DBCG MTG TR 2017-BBG A   | 108,349                       | 108,349                              |
| DELAMARE CARD MTN 2018-1 A1  | 149,981                       | 149,981                              |
| DIAMOND 1 FINANCE CORPORATION/DIAMOND 2 FINANCE CORPORATION 6.0200% DUE 06/1 | 65,294                        | 65,294                               |
| DIGITAL REALTY TRUST, L.P. 3.7000% DUE 08/15/2027                            | 28,315                        | 28,315                               |

**Investments Corporate Bonds Schedule**

| <b>Name of Bond</b>                                   | <b>End of Year Book Value</b> | <b>End of Year Fair Market Value</b> |
|---|-------------------------------|--------------------------------------|
| DOLLAR TREE INC 4.2000% DUE 05/15/2028                | 18,944                        | 18,944                               |
| DOMINION RESOURCES, INC. 2.8500% DUE 08/15/2026       | 147,437                       | 147,437                              |
| DP WORLD LTD 6.8500% DUE 07/02/2037                   | 110,950                       | 110,950                              |
| DUKE ENERGY CORP 3.1500% DUE 08/15/2027               | 140,028                       | 140,028                              |
| ECOPETROL S.A. 5.8750% DUE 05/28/2045                 | 23,570                        | 23,570                               |
| ENERGY TRANSFER PARTNERS, L.P. 4.9000% DUE 02/01/2024 | 151,812                       | 151,812                              |
| EQT CORPORATION 3.9000% DUE 10/01/2027                | 12,930                        | 12,930                               |
| FIDELITY TOTAL BOND Z                                 | 109,137                       | 109,137                              |
| GENESIS ENERGY LP 6.7500% DUE 08/01/2022              | 39,000                        | 39,000                               |
| GILEAD SCIENCES, INC. 3.6500%DUE 03/01/2026           | 78,416                        | 78,416                               |
| GLENCORE FUNDING LLC                                  | 23,735                        | 23,735                               |
| GOLDMAN SACHS GROUP, INC. 2.7500% DUE 09/15/2020      | 133,604                       | 133,604                              |
| GOLDMAN SACHS GROUP, INC. 3.6910% DUE 06/05/2028      | 37,175                        | 37,175                               |
| GOLDMAN SACHS GROUP, INC. 3.8140% DUE 04/23/2029      | 32,677                        | 32,677                               |
| JPMORGAN CHASE & CO. 3.2500% DUE 09/23/2022           | 148,809                       | 148,809                              |
| JPMORGAN CHASE & CO. 4.4520% DUE 12/05/2029           | 147,487                       | 147,487                              |
| KINDER MORGAN, INC. 7.7500% DUE 01/15/2032            | 77,806                        | 77,806                               |
| KRAFT HEINZ FOODS COMPANY 3.9500% DUE 07/15/2025      | 135,486                       | 135,486                              |
| MAPLE ESCROW SUBSIDIARY INC 4.0570%DUE 05/25/2023     | 14,948                        | 14,948                               |
| MEDTRONIC, INC. 3.5000% DUE 03/15/2025                | 74,704                        | 74,704                               |

**Investments Corporate Bonds Schedule**

| <b>Name of Bond</b>                                       | <b>End of Year Book Value</b> | <b>End of Year Fair Market Value</b> |
|---|-------------------------------|--------------------------------------|
| MORGAN STANLEY (3MO LIBOR + 118BP) 3.6490% DUE 01/20/2022 | 74,754                        | 74,754                               |
| MORGAN STANLEY 4.0000% DUE 07/23/2025                     | 143,050                       | 143,050                              |
| MPLX LP 4.1250% DUE 03/01/2027                            | 19,042                        | 19,042                               |
| MYLAN NV 3.1500% DUE 06/15/2021                           | 48,990                        | 48,990                               |
| NBC UNIVERSAL, INC. 5.1500% DUE 04/30/2020                | 71,862                        | 71,862                               |
| NEWS AMERICA INC 4.0000% DUE 10/01/2023                   | 76,942                        | 76,942                               |
| NISSAN AUTO REC TR 2017-B A-4                             | 54,073                        | 54,073                               |
| ORACLE CORPORATION 2.6500% DUE 07/15/2026                 | 69,507                        | 69,507                               |
| OSCAR US FD TR IX 2018-9 A-4                              | 100,717                       | 100,717                              |
| OSCAR US FD TR VII 2017-7 A-3                             | 19,770                        | 19,770                               |
| OSCAR US FD TR VII 2017-7 A-4                             | 29,499                        | 29,499                               |
| OSCAR US FD TR VIII 2018-8 A-4                            | 140,447                       | 140,447                              |
| PETROBRAS GLOBAL FINANCE B.V. 7.3750% DUE 01/17/2027      | 51,375                        | 51,375                               |
| POST HOLDINGS INC. 5.5000% DUE 03/01/2025                 | 43,191                        | 43,191                               |
| QUICKEN LOANS INC. 5.7500% DUE 05/01/2025                 | 42,075                        | 42,075                               |
| REPUBLIC SERVICES, INC. 3.3750% DUE 11/15/2027            | 19,159                        | 19,159                               |
| REYNOLDS AMERICAN INC. 4.8500% DUE 09/15/2023             | 70,838                        | 70,838                               |
| ROGERS COMMUNICATIONS INC. 4.1000% DUE 10/01/2023         | 50,924                        | 50,924                               |
| SANTANDER DRIVE AUTO 2017-2 A-3                           | 15,463                        | 15,463                               |
| SHIRE ACQUISITIONS INVESTMENTS 2.8750% DUE 09/23/2023     | 47,216                        | 47,216                               |

**Investments Corporate Bonds Schedule**

| <b>Name of Bond</b>  | <b>End of Year Book Value</b> | <b>End of Year Fair Market Value</b> |
|--|-------------------------------|--------------------------------------|
| SIMON PROPERTY GROUP, L.P. 3.5000% DUE 09/01/2025                            | 78,370                        | 78,370                               |
| STARWOOD WAYPOINT HOMES 2017-1 A   | 98,029                        | 98,029                               |
| SUNCOR ENERGY INC. 3.6000% DUE 12/01/2024                                    | 49,063                        | 49,063                               |
| TEVA PHARMACEUTICAL FINANCE NETHERLANDS III B.V. 3.1500% DUE 10/01/2026      | 38,375                        | 38,375                               |
| THE DOW CHEMICAL COMPANY 3.5000% DUE 10/01/2024                              | 144,740                       | 144,740                              |
| THERMO FISHER SCIENTIFIC INC 2.9500% DUE 09/19/2026                          | 46,143                        | 46,143                               |
| TRANSCANADA PIPELINES LIMITED 4.2500% DUE 05/15/2028                         | 74,037                        | 74,037                               |
| TRICON AMER HOMES TR 2017-SFR2 A   | 96,879                        | 96,879                               |
| VENTAS REALTY L.P./VENTAS CAPITAL CORP. 3.1000% DUE 01/15/2023               | 19,502                        | 19,502                               |
| VEREIT OPERATING PARTNERSHIP LP 3.9500% DUE 08/15/2027                       | 32,492                        | 32,492                               |
| VERIZON COMMUNICATIONS INC. 3.3760% DUE 02/15/2025                           | 66,958                        | 66,958                               |
| VERIZON OWNER TR 2018-1 A-1A   | 129,626                       | 129,626                              |
| VISA INC 3.1500% DUE 12/14/2025  | 78,615                        | 78,615                               |
| WELLS FARGO & COMPANY 2.6250% DUE 07/22/2022                                 | 96,426                        | 96,426                               |
| WESTERN GAS PARTNERS, L.P. 4.5000% DUE 03/01/2028                            | 23,368                        | 23,368                               |
| WILLIAMS PARTNERS LP / WILLIAMS PARTNERS FINANCE CORPORATION 4.5000% DUE 11/ | 221,159                       | 221,159                              |

TY 2018 Investments Corporate Stock Schedule

Name: THE DAVID BELK CANNON FOUNDATION  
 EIN: 27-0004751

Investments Corporation Stock Schedule

| Name of Stock                                     | End of Year Book Value | End of Year Fair Market Value |
|---|------------------------|-------------------------------|
| ABBOTT LABS                                       | 363,675                | 363,675                       |
| ACI WORLDWIDE INCORPORATED                        | 120,641                | 120,641                       |
| ADVANCED DISP SVCS INCORPORATED                   | 127,361                | 127,361                       |
| ALLSCRIPTS HEALTHCARE SOLUTNS                     | 85,700                 | 85,700                        |
| ALPHABET INCORPORATED CAP STK CLASS A             | 260,195                | 260,195                       |
| ALTRA INDL MOTION CORPORATION                     | 87,271                 | 87,271                        |
| AMERICAN INTERNATIONAL GROUP INCORPORATED COM NEW | 166,153                | 166,153                       |
| AMN HEALTHCARE SERVICES INCORPORATED              | 116,153                | 116,153                       |
| APPLE INCORPORATED                                | 90,385                 | 90,385                        |
| AXALTA COATING SYSTEMS LIMITED                    | 79,324                 | 79,324                        |
| BANCORPSOUTH BK TUPELO MISS                       | 191,345                | 191,345                       |
| BERKSHIRE HATHAWAY INCORPORATED DEL CLASS B NEW   | 260,125                | 260,125                       |
| BLACKSTONE REAL ESTATE INCOME CL I                | 153,368                | 153,368                       |
| BMC STK HLDGS INCORPORATED                        | 70,898                 | 70,898                        |
| BORGWARNER INCORPORATED                           | 131,630                | 131,630                       |
| BRIGHTHOUSE FINL INCORPORATED                     | 28,773                 | 28,773                        |
| BROOKS AUTOMATION INCORPORATED                    | 132,471                | 132,471                       |
| BRUNSWICK CORPORATION                             | 92,900                 | 92,900                        |
| CALLON PETE COMPANY DEL                           | 64,640                 | 64,640                        |
| CARTERS INCORPORATED                              | 62,847                 | 62,847                        |
| CHARTER COMMUNICATIONS INCORPORATED NEW CLASS A   | 131,656                | 131,656                       |
| CIMAREX ENERGY COMPANY                            | 127,616                | 127,616                       |
| CITIGROUP INCORPORATED COM NEW                    | 318,607                | 318,607                       |
| COMCAST CORPORATION NEW CLASS A                   | 159,014                | 159,014                       |
| CVB FINL CORPORATION                              | 159,615                | 159,615                       |
| CVS HEALTH CORPORATION                            | 193,677                | 193,677                       |
| DANA INCORPORATED                                 | 69,240                 | 69,240                        |
| DEVON ENERGY CORPORATION NEW                      | 125,751                | 125,751                       |
| DISCOVER FINL SVCS                                | 239,459                | 239,459                       |
| DISNEY WALT COMPANY COM DISNEY                    | 135,089                | 135,089                       |

## Investments Corporation Stock Schedule

| Name of Stock                            | End of Year Book Value | End of Year Fair Market Value |
|--|------------------------|-------------------------------|
| DOUBLELINE FLEXIBLE INCOME I             | 29,487                 | 29,487                        |
| DOUBLELINE SHILLER ENHANCED CAPE I       | 214,318                | 214,318                       |
| DOUBLELINE STRATEGIC COMM I              | 75,343                 | 75,343                        |
| EASTMAN CHEMICAL COMPANY                 | 63,533                 | 63,533                        |
| EATON VANCE FDS LOW DURATION GOVT INCOM  | 100,326                | 100,326                       |
| EMCOR GROUP INCORPORATED                 | 45,961                 | 45,961                        |
| ENTEGRIS INCORPORATED                    | 51,327                 | 51,327                        |
| ESCO TECHNOLOGIES INCORPORATED           | 134,538                | 134,538                       |
| FACEBOOK INCORPORATED CLASS A            | 137,120                | 137,120                       |
| FCB FINL HLDGS INCORPORATED CLASS A      | 100,068                | 100,068                       |
| FIDELITY HEALTH CARE PT                  | 51,064                 | 51,064                        |
| FIRST REP BK SAN FRANCISCO CAL           | 103,846                | 103,846                       |
| FORWARD AIR CORPORATION                  | 72,402                 | 72,402                        |
| FULLER H B COMPANY                       | 122,036                | 122,036                       |
| FUNDVANTAGE TRUST POLEN GROWTH I         | 50,412                 | 50,412                        |
| GENERAL MTRS COMPANY                     | 114,867                | 114,867                       |
| GIBRALTAR INDUSTRIES INCORPORATED        | 86,484                 | 86,484                        |
| GILEAD SCIENCES INCORPORATED             | 58,860                 | 58,860                        |
| GLACIER BANCORP INCORPORATED NEW         | 167,989                | 167,989                       |
| GLATFELTER                               | 43,627                 | 43,627                        |
| GOLDMAN SACHS MIDDLE MARKET LENDING CORP | 598,902                | 598,902                       |
| GOODYEAR TIRE & RUBBER COMPANY           | 85,151                 | 85,151                        |
| HANESBRANDS INCORPORATED                 | 58,753                 | 58,753                        |
| HARTFORD FINL SVCS GROUP INCORPORATED    | 117,793                | 117,793                       |
| HONEYWELL INTERNATIONAL INCORPORATED     | 87,067                 | 87,067                        |
| HORACE MANN EDUCATORS CORPORATION NEW    | 99,992                 | 99,992                        |
| IBERIABANK CORPORATION                   | 181,270                | 181,270                       |
| ICU MED INCORPORATED                     | 81,519                 | 81,519                        |
| INDEPENDENT BANK CORPORATION MASS        | 188,431                | 188,431                       |
| INGEVITY CORPORATION                     | 64,023                 | 64,023                        |

## Investments Corporation Stock Schedule

| Name of Stock                                       | End of Year Book Value | End of Year Fair Market Value |
|---|------------------------|-------------------------------|
| INTEGER HLDGS CORPORATION                           | 112,865                | 112,865                       |
| INVESCO FTSE RAFI US 1000 ETF                       | 16,982,951             | 16,982,951                    |
| ISHARES CORE MSCI TOTAL ETF                         | 157,590                | 157,590                       |
| ISHARES CORE S&P TTL STK ETF                        | 158,928                | 158,928                       |
| ISHARES TR MSCI ACWI ETF                            | 366,274                | 366,274                       |
| ISHARES TR RUS 1000 GRW ETF                         | 7,858,103              | 7,858,103                     |
| ISHARES TRUST CORE DIV GRWTH ETF                    | 155,946                | 155,946                       |
| IVA INTERNATIONAL FUND CLASS I N/L                  | 12,073,563             | 12,073,563                    |
| J & J SNACK FOODS CORPORATION                       | 112,780                | 112,780                       |
| JANUS HENDERSON INTL OPPORTUNITIES FUND CLASS I N/L | 11,415,802             | 11,415,802                    |
| JP MORGAN SMALL CAP EQUITY I                        | 68,913                 | 68,913                        |
| JPMORGAN CHASE & COMPANY                            | 183,233                | 183,233                       |
| KIMBERLY CLARK CORPORATION                          | 128,980                | 128,980                       |
| KNOLL INCORPORATED COM NEW                          | 69,710                 | 69,710                        |
| LA Z BOY INCORPORATED                               | 112,780                | 112,780                       |
| LANCASTER COLONY CORPORATION                        | 97,273                 | 97,273                        |
| LINDE PLC   | 125,877                | 125,877                       |
| LITHIA MTRS INCORPORATED CLASS A                    | 45,798                 | 45,798                        |
| LITTELFUSE INCORPORATED                             | 54,874                 | 54,874                        |
| LOEWS CORPORATION                                   | 117,533                | 117,533                       |
| MAGNOLIA OIL & GAS CORPORATION CLASS A              | 68,157                 | 68,157                        |
| MARSH & MCLENNAN COMPANIES INCORPORATED             | 113,086                | 113,086                       |
| MATADOR RES COMPANY                                 | 94,422                 | 94,422                        |
| MATTHEWS FDS ASIA DIVIDEND INSTL                    | 67,061                 | 67,061                        |
| MEDTRONIC PLC SHS                                   | 207,662                | 207,662                       |
| METHODE ELECTRS INCORPORATED                        | 74,761                 | 74,761                        |
| METLIFE INCORPORATED                                | 227,801                | 227,801                       |
| MGE ENERGY INCORPORATED                             | 65,956                 | 65,956                        |
| MICROSOFT CORPORATION                               | 194,506                | 194,506                       |
| MINERALS TECHNOLOGIES INCORPORATED                  | 91,385                 | 91,385                        |

## Investments Corporation Stock Schedule

| Name of Stock   | End of Year Book Value | End of Year Fair Market Value |
|---|------------------------|-------------------------------|
| MKS INSTRUMENT INCORPORATED                               | 58,149                 | 58,149                        |
| MORGAN STANLEY COM NEW                                    | 99,363                 | 99,363                        |
| MUELLER WTR PRODUCTS INCORPORATED COM SER A               | 81,718                 | 81,718                        |
| MURPHY USA INCORPORATED                                   | 71,275                 | 71,275                        |
| NATUS MEDICAL INCORPORATED DEL                            | 105,493                | 105,493                       |
| NOBLE ENERGY INCORPORATED                                 | 33,355                 | 33,355                        |
| NVR INCORPORATED  | 141,345                | 141,345                       |
| OAKMARK FDS INTERNATIONAL FUND                            | 165,195                | 165,195                       |
| ONE GAS INCORPORATED                                      | 116,216                | 116,216                       |
| OXFORD INDUSTRIES INCORPORATED                            | 73,882                 | 73,882                        |
| PARKER HANNIFIN CORPORATION                               | 138,849                | 138,849                       |
| PEPSICO INCORPORATED                                      | 188,036                | 188,036                       |
| PFIZER INCORPORATED                                       | 238,766                | 238,766                       |
| PHILIP MORRIS INTERNATIONAL INCORPORATED                  | 159,890                | 159,890                       |
| PIMCO SHORT ASSET INVESTMENT FUND INSTITUTIONAL CLASS N/L | 995,834                | 995,834                       |
| PLEXUS CORPORATION  | 99,095                 | 99,095                        |
| PNC FINL SVCS GROUP INCORPORATED                          | 110,480                | 110,480                       |
| PORTLAND GENERAL ELEC COMPANY COM NEW                     | 38,973                 | 38,973                        |
| PPL CAPITAL FUNDING INC.                                  | 46,866                 | 46,866                        |
| PRIMECAP ODYSSEY  | 100,054                | 100,054                       |
| PROCTER AND GAMBLE COMPANY                                | 196,801                | 196,801                       |
| RIVERNORTH DOUBLE LINE STRAT INC I                        | 58,768                 | 58,768                        |
| ROGERS CORPORATION  | 69,837                 | 69,837                        |
| SELECT ENERGY SVCS INCORPORATED CLASS A COM               | 33,433                 | 33,433                        |
| SELECTIVE INS GROUP INCORPORATED                          | 163,929                | 163,929                       |
| SEMTECH CORPORATION                                       | 109,629                | 109,629                       |
| STANDEX INTERNATIONAL CORPORATION                         | 63,149                 | 63,149                        |
| STONERIDGE INCORPORATED                                   | 59,407                 | 59,407                        |
| SYNNEX CORPORATION  | 129,344                | 129,344                       |
| TEGNA INCORPORATED  | 32,045                 | 32,045                        |

**Investments Corporation Stock Schedule**

| <b>Name of Stock</b>                  | <b>End of Year Book Value</b> | <b>End of Year Fair Market Value</b> |
|---------------------------------------|-------------------------------|--------------------------------------|
| TEXAS INSTRS INCORPORATED             | 119,732                       | 119,732                              |
| THERMO FISHER SCIENTIFIC INCORPORATED | 139,869                       | 139,869                              |
| TJX COMPANIES INCORPORATED NEW        | 216,542                       | 216,542                              |
| UNITED CONTL HLDGS INCORPORATED       | 115,464                       | 115,464                              |
| UNITED TECHNOLOGIES CORPORATION       | 205,187                       | 205,187                              |
| US ECOLOGY INCORPORATED               | 144,224                       | 144,224                              |
| V F CORPORATION                       | 75,977                        | 75,977                               |
| VANGUARD INTERNATIONAL GROWTH ADMIRAL | 166,477                       | 166,477                              |
| VERISK ANALYTICS INCORPORATED         | 55,392                        | 55,392                               |
| VISTEON CORPORATION COM NEW           | 29,537                        | 29,537                               |
| WOLVERINE WORLD WIDE INCORPORATED     | 138,722                       | 138,722                              |
| WORLDPAY INCORPORATED CLASS A         | 137,955                       | 137,955                              |

**TY 2018 Investments Government Obligations Schedule****Name:** THE DAVID BELK CANNON FOUNDATION**EIN:** 27-0004751**US Government Securities - End  
of Year Book Value:**

21,975,599

**US Government Securities - End  
of Year Fair Market Value:**

21,975,599

**State & Local Government  
Securities - End of Year Book  
Value:**

0

**State & Local Government  
Securities - End of Year Fair  
Market Value:**

0

## TY 2018 Investments - Other Schedule

**Name:** THE DAVID BELK CANNON FOUNDATION

**EIN:** 27-0004751

### Investments Other Schedule 2

| Category/ Item                                       | Listed at Cost or FMV | Book Value | End of Year Fair Market Value |
|--|-----------------------|------------|-------------------------------|
| ASPECT US INSTITUTIONAL FUND LTD                     | FMV                   | 1,992,805  | 1,992,805                     |
| EASTGROUP PROPERTY INCORPORATED REIT                 | FMV                   | 78,888     | 78,888                        |
| MARSHALL WACE EUREKA FUND PLC                        | FMV                   | 3,457,194  | 3,457,194                     |
| P2 CAPITAL FUND, LTD - CLASS R (SPECIAL INV. OPTION) | FMV                   | 1,755,078  | 1,755,078                     |
| P2 CAPITAL FUND, LTD (SPECIAL INVESTMENTS)           | FMV                   | 193,384    | 193,384                       |
| PEBBLEBROOK HOTEL TR REIT                            | FMV                   | 145,230    | 145,230                       |
| PHYSICIANS RLTY TR REIT                              | FMV                   | 107,080    | 107,080                       |
| QTS RLTY TR INCORPORATED COM CLASS A REIT            | FMV                   | 135,974    | 135,974                       |
| THIRD POINT OFFSHORE FUND LTD                        | FMV                   | 3,261,064  | 3,261,064                     |
| YORK EUROPEAN OPPORTUNITIES UNIT                     | FMV                   | 2,257,831  | 2,257,831                     |
| ARGENTINA (REPUBLIC OF) 6.8750% DUE 01/26/2027       | FMV                   | 64,103     | 64,103                        |
| HUNGARY (REPUBLIC OF) 5.3750% DUE 03/25/2024         | FMV                   | 42,638     | 42,638                        |
| HWY 49 - ST. STEPHENS CHURCH RD LLC                  | AT COST               | 12,300     | 12,300                        |
| KFBSF PRIVATE EQUITY FUND III, LP                    | FMV                   | 82,411     | 82,411                        |
| LINCOLN COUNTY - ORCHARD ROAD LLC                    | AT COST               | 8,004      | 8,004                         |
| WSC SEARCH & ACQUIRE FUND                            | FMV                   | 176,913    | 176,913                       |

**TY 2018 Land, Etc.  
Schedule****Name:** THE DAVID BELK CANNON FOUNDATION**EIN:** 27-0004751

| Category / Item         | Cost / Other Basis | Accumulated Depreciation | Book Value | End of Year Fair Market Value |
|-------------------------|--------------------|--------------------------|------------|-------------------------------|
| BUILDING                | 475,457            | 0                        | 475,457    | 475,457                       |
| BUILDING IMPROVEMENTS   | 4,085              | 0                        | 4,085      | 4,085                         |
| FURNITURE AND EQUIPMENT | 4,590              | 0                        | 4,590      | 4,590                         |

**TY 2018 Legal Fees Schedule****Name:** THE DAVID BELK CANNON FOUNDATION**EIN:** 27-0004751

| <b>Category</b>                | <b>Amount</b> | <b>Net Investment<br/>Income</b> | <b>Adjusted Net<br/>Income</b> | <b>Disbursements<br/>for Charitable<br/>Purposes</b> |
|--------------------------------|---------------|----------------------------------|--------------------------------|--|
| GENERAL GOVERNANCE AND COUNSEL | 22,803        | 5,701                            |                                | 20,473   |

**TY 2018 Other Decreases Schedule**

**Name:** THE DAVID BELK CANNON FOUNDATION

**EIN:** 27-0004751

| Description                                | Amount     |
|--|------------|
| UNREALIZED DECLINE IN VALUE OF INVESTMENTS | 12,990,179 |

**TY 2018 Other Expenses Schedule****Name:** THE DAVID BELK CANNON FOUNDATION**EIN:** 27-0004751**Other Expenses Schedule**

| Description                  | Revenue and Expenses per Books | Net Investment Income | Adjusted Net Income | Disbursements for Charitable Purposes |
|------------------------------|--------------------------------|-----------------------|---------------------|---------------------------------------|
| DUES AND SUBSCRIPTIONS       | 10,406                         | 0                     |                     | 10,406                                |
| OTHER ADMINISTRATIVE EXPENSE | 3,297                          | 0                     |                     | 3,297                                 |
| OFFICE EXPENSES              | 1,310                          | 0                     |                     | 1,310                                 |
| PASSTHROUGH K-1 EXPENSES     | 23,851                         | 20,724                |                     | 0                                     |
| PASSTHROUGH K-1 LOSSES       | 13,424                         | 13,266                |                     | 0                                     |
| ADVERTISING                  | 15,050                         | 0                     |                     | 15,050                                |

## TY 2018 Other Income Schedule

**Name:** THE DAVID BELK CANNON FOUNDATION

**EIN:** 27-0004751

### Other Income Schedule

| Description              | Revenue And<br>Expenses Per Books | Net Investment<br>Income | Adjusted Net Income |
|--------------------------|-----------------------------------|--------------------------|---------------------|
| 751 GAIN ON SALE OF PTPS | 513                               | 0                        | 513                 |

**TY 2018 Other Increases Schedule**

**Name:** THE DAVID BELK CANNON FOUNDATION

**EIN:** 27-0004751

| Description                   | Amount |
|-------------------------------|--------|
| EXCISE TAX PAYABLE ADJUSTMENT | 12,000 |

**TY 2018 Other Professional Fees Schedule****Name:** THE DAVID BELK CANNON FOUNDATION**EIN:** 27-0004751

| <b>Category</b>            | <b>Amount</b> | <b>Net Investment<br/>Income</b> | <b>Adjusted Net<br/>Income</b> | <b>Disbursements<br/>for Charitable<br/>Purposes</b> |
|----------------------------|---------------|----------------------------------|--------------------------------|--|
| INVESTMENT MANAGEMENT FEES | 284,172       | 284,172                          |                                | 0  |
| PAYROLL PROCESSING FEES    | 2,780         | 0                                |                                | 2,780  |
| ADMINISTRATIVE FEES        | 41,000        | 30,750                           |                                | 10,250   |

**TY 2018 Taxes Schedule****Name:** THE DAVID BELK CANNON FOUNDATION**EIN:** 27-0004751

| Category   | Amount | Net Investment<br>Income | Adjusted Net<br>Income | Disbursements<br>for Charitable<br>Purposes |
|------------|--------|--------------------------|------------------------|---|
| EXCISE TAX | 82,000 | 0                        |                        | 0   |