









For calendar year 2018, or tax year beginning 01-01-2018, and ending 12-31-2018

Name of foundation THE CHANTICLEER FOUNDATION		A Employer identification number 23-2052829	
Number and street (or P O box number if mail is not delivered to street address) 786 CHURCH ROAD		Room/suite	B Telephone number (see instructions) (610) 687-4163
City or town, state or province, country, and ZIP or foreign postal code WAYNE, PA 19087		C If exemption application is pending, check here <input type="checkbox"/>	
G Check all that apply <input type="checkbox"/> Initial return <input type="checkbox"/> Final return <input type="checkbox"/> Address change <input type="checkbox"/> Initial return of a former public charity <input type="checkbox"/> Amended return <input type="checkbox"/> Name change		D 1. Foreign organizations, check here <input type="checkbox"/> 2 Foreign organizations meeting the 85% test, check here and attach computation <input type="checkbox"/>	
H Check type of organization <input checked="" type="checkbox"/> Section 501(c)(3) exempt private foundation <input type="checkbox"/> Section 4947(a)(1) nonexempt charitable trust <input type="checkbox"/> Other taxable private foundation		E If private foundation status was terminated under section 507(b)(1)(A), check here <input type="checkbox"/>	
I Fair market value of all assets at end of year (from Part II, col (c), line 16) \$ 19,473,967	J Accounting method <input checked="" type="checkbox"/> Cash <input type="checkbox"/> Accrual <input type="checkbox"/> Other (specify) <u>(Part I, column (d) must be on cash basis)</u>	F If the foundation is in a 60-month termination under section 507(b)(1)(B), check here <input type="checkbox"/>	

Part I Analysis of Revenue and Expenses <small>(The total of amounts in columns (b), (c), and (d) may not necessarily equal the amounts in column (a) (see instructions))</small>		(a) Revenue and expenses per books	(b) Net investment income	(c) Adjusted net income	(d) Disbursements for charitable purposes (cash basis only)
Revenue	1 Contributions, gifts, grants, etc , received (attach schedule)	3,487,493			
	2 Check <input type="checkbox"/> if the foundation is not required to attach Sch B				
	3 Interest on savings and temporary cash investments	115,746	115,746	115,746	
	4 Dividends and interest from securities	239,298	239,298	239,298	
	5a Gross rents				
	b Net rental income or (loss) _____				
	6a Net gain or (loss) from sale of assets not on line 10  1,113	1,113			
	b Gross sales price for all assets on line 6a <u>1,552,982</u>				
	7 Capital gain net income (from Part IV, line 2)		0		
	8 Net short-term capital gain			0	
	9 Income modifications				
	10a Gross sales less returns and allowances _____				
Operating and Administrative Expenses	b Less Cost of goods sold				
	c Gross profit or (loss) (attach schedule)				
	11 Other income (attach schedule) 	426,473	0	426,473	
	12 Total. Add lines 1 through 11	4,270,123	355,044	781,517	
	13 Compensation of officers, directors, trustees, etc	194,583	0	0	194,583
	14 Other employee salaries and wages	1,600,414	0	0	1,600,414
	15 Pension plans, employee benefits	210,935	0	0	210,935
	16a Legal fees (attach schedule) 	9,479	0	0	9,479
	b Accounting fees (attach schedule) 	27,500	0	0	27,500
	c Other professional fees (attach schedule) 	59,752	59,752	0	0
	17 Interest				
	18 Taxes (attach schedule) (see instructions) 	13,191	4,738	0	8,453
	19 Depreciation (attach schedule) and depletion 	52,678	0	0	
	20 Occupancy	81,048	0	0	81,048
	21 Travel, conferences, and meetings	60,480	0	0	60,480
	22 Printing and publications	11,576	0	0	11,576
	23 Other expenses (attach schedule) 	1,525,707	0	0	1,525,707
	24 Total operating and administrative expenses. Add lines 13 through 23	3,847,343	64,490	0	3,730,175
	25 Contributions, gifts, grants paid	51,000			51,000
	26 Total expenses and disbursements. Add lines 24 and 25	3,898,343	64,490	0	3,781,175
	27 Subtract line 26 from line 12				
	a Excess of revenue over expenses and disbursements	371,780			
	b Net investment income (if negative, enter -0-)		290,554		
c Adjusted net income (if negative, enter -0-)				781,517	

Part II Balance Sheets		Attached schedules and amounts in the description column should be for end-of-year amounts only (See instructions)			
		Beginning of year (a) Book Value	End of year (b) Book Value (c) Fair Market Value		
Assets	1	Cash—non-interest-bearing	20,761	73,138	73,138
	2	Savings and temporary cash investments	3,945,543	3,734,947	3,734,947
	3	Accounts receivable ▶ _____ Less allowance for doubtful accounts ▶ _____			
	4	Pledges receivable ▶ _____ Less allowance for doubtful accounts ▶ _____			
	5	Grants receivable			
	6	Receivables due from officers, directors, trustees, and other disqualified persons (attach schedule) (see instructions)			
	7	Other notes and loans receivable (attach schedule) ▶ _____ Less allowance for doubtful accounts ▶ _____			
	8	Inventories for sale or use			
	9	Prepaid expenses and deferred charges			
	10a	Investments—U S and state government obligations (attach schedule)	4,421,114	5,726,083	5,726,083
	b	Investments—corporate stock (attach schedule)	6,035,663	5,587,666	5,587,666
	c	Investments—corporate bonds (attach schedule)	651,752	444,830	444,830
	11	Investments—land, buildings, and equipment basis ▶ _____ Less accumulated depreciation (attach schedule) ▶ _____			
	12	Investments—mortgage loans			
	13	Investments—other (attach schedule)	896,112	246,158	246,158
	14	Land, buildings, and equipment basis ▶ <u>3,775,826</u> Less accumulated depreciation (attach schedule) ▶ <u>515,231</u>	3,277,446	3,260,595	3,260,595
15	Other assets (describe ▶ _____)	355,550	400,550	400,550	
16	Total assets (to be completed by all filers—see the instructions Also, see page 1, item I)	19,603,941	19,473,967	19,473,967	
Liabilities	17	Accounts payable and accrued expenses			
	18	Grants payable			
	19	Deferred revenue			
	20	Loans from officers, directors, trustees, and other disqualified persons			
	21	Mortgages and other notes payable (attach schedule).			
	22	Other liabilities (describe ▶ _____)			
	23	Total liabilities (add lines 17 through 22)	0	0	
Net Assets or Fund Balances	Foundations that follow SFAS 117, check here <input checked="" type="checkbox"/> and complete lines 24 through 26 and lines 30 and 31.				
	24	Unrestricted	19,603,941	19,473,967	
	25	Temporarily restricted			
	26	Permanently restricted			
	Foundations that do not follow SFAS 117, check here <input type="checkbox"/> and complete lines 27 through 31.				
	27	Capital stock, trust principal, or current funds			
	28	Paid-in or capital surplus, or land, bldg , and equipment fund			
	29	Retained earnings, accumulated income, endowment, or other funds			
30	Total net assets or fund balances (see instructions)	19,603,941	19,473,967		
31	Total liabilities and net assets/fund balances (see instructions) .	19,603,941	19,473,967		

Part III Analysis of Changes in Net Assets or Fund Balances

1	Total net assets or fund balances at beginning of year—Part II, column (a), line 30 (must agree with end-of-year figure reported on prior year's return)	1	19,603,941
2	Enter amount from Part I, line 27a	2	371,780
3	Other increases not included in line 2 (itemize) ▶ _____	3	0
4	Add lines 1, 2, and 3	4	19,975,721
5	Decreases not included in line 2 (itemize) ▶ _____	5	501,754
6	Total net assets or fund balances at end of year (line 4 minus line 5)—Part II, column (b), line 30 .	6	19,473,967

Part IV Capital Gains and Losses for Tax on Investment Income

(a) List and describe the kind(s) of property sold (e g , real estate, 2-story brick warehouse, or common stock, 200 shs MLC Co)	(b) How acquired P—Purchase D—Donation	(c) Date acquired (mo , day, yr)	(d) Date sold (mo , day, yr)
1a See Additional Data Table			
b			
c			
d			
e			

(e) Gross sales price	(f) Depreciation allowed (or allowable)	(g) Cost or other basis plus expense of sale	(h) Gain or (loss) (e) plus (f) minus (g)
a See Additional Data Table			
b			
c			
d			
e			

Complete only for assets showing gain in column (h) and owned by the foundation on 12/31/69			(l) Gains (Col (h) gain minus col (k), but not less than -0-) or Losses (from col (h))
(i) F M V as of 12/31/69	(j) Adjusted basis as of 12/31/69	(k) Excess of col (i) over col (j), if any	
a See Additional Data Table			
b			
c			
d			
e			

2 Capital gain net income or (net capital loss) <div style="float:right; font-size: small;"> { If gain, also enter in Part I, line 7 If (loss), enter -0- in Part I, line 7 } </div>	2	-864
3 Net short-term capital gain or (loss) as defined in sections 1222(5) and (6) If gain, also enter in Part I, line 8, column (c) (see instructions) If (loss), enter -0- in Part I, line 8	3	0

Part V Qualification Under Section 4940(e) for Reduced Tax on Net Investment Income

(For optional use by domestic private foundations subject to the section 4940(a) tax on net investment income)

If section 4940(d)(2) applies, leave this part blank

Was the foundation liable for the section 4942 tax on the distributable amount of any year in the base period?



Yes



No

If "Yes," the foundation does not qualify under section 4940(e) Do not complete this part

1 Enter the appropriate amount in each column for each year, see instructions before making any entries

(a) Base period years Calendar year (or tax year beginning in)	(b) Adjusted qualifying distributions	(c) Net value of noncharitable-use assets	(d) Distribution ratio (col (b) divided by col (c))
2017	3,682,478	15,278,237	0.241028
2016	4,124,167	14,388,607	0.286627
2015	4,501,949	14,046,062	0.320513
2014	3,861,994	14,383,064	0.268510
2013	3,495,175	13,774,718	0.253738

2 Total of line 1, column (d)	2	1.370416
3 Average distribution ratio for the 5-year base period—divide the total on line 2 by 5 0, or by the number of years the foundation has been in existence if less than 5 years	3	0.274083
4 Enter the net value of noncharitable-use assets for 2018 from Part X, line 5	4	16,132,389
5 Multiply line 4 by line 3	5	4,421,614
6 Enter 1% of net investment income (1% of Part I, line 27b)	6	2,906
7 Add lines 5 and 6	7	4,424,520
8 Enter qualifying distributions from Part XII, line 4	8	3,817,185

If line 8 is equal to or greater than line 7, check the box in Part VI, line 1b, and complete that part using a 1% tax rate See the Part VI instructions

Part VI Excise Tax Based on Investment Income (Section 4940(a), 4940(b), 4940(e), or 4948—see instructions)

1a	Exempt operating foundations described in section 4940(d)(2), check here <input type="checkbox"/> and enter "N/A" on line 1 Date of ruling or determination letter _____ (attach copy of letter if necessary—see instructions)		
b	Domestic foundations that meet the section 4940(e) requirements in Part V, check here <input type="checkbox"/> and enter 1% of Part I, line 27b	1	5,811
c	All other domestic foundations enter 2% of line 27b. Exempt foreign organizations enter 4% of Part I, line 12, col (b)		
2	Tax under section 511 (domestic section 4947(a)(1) trusts and taxable foundations only. Others enter -0-)	2	0
3	Add lines 1 and 2.	3	5,811
4	Subtitle A (income) tax (domestic section 4947(a)(1) trusts and taxable foundations only. Others enter -0-)	4	0
5	Tax based on investment income. Subtract line 4 from line 3. If zero or less, enter -0-	5	5,811
6	Credits/Payments		
a	2018 estimated tax payments and 2017 overpayment credited to 2018	6a	7,200
b	Exempt foreign organizations—tax withheld at source	6b	
c	Tax paid with application for extension of time to file (Form 8868)	6c	0
d	Backup withholding erroneously withheld	6d	0
7	Total credits and payments. Add lines 6a through 6d.	7	7,200
8	Enter any penalty for underpayment of estimated tax. Check here <input checked="" type="checkbox"/> if Form 2220 is attached	8	0
9	Tax due. If the total of lines 5 and 8 is more than line 7, enter amount owed	9	
10	Overpayment. If line 7 is more than the total of lines 5 and 8, enter the amount overpaid	10	1,389
11	Enter the amount of line 10 to be Credited to 2019 estimated tax <input type="checkbox"/> 1,389 Refunded <input type="checkbox"/>	11	0

Part VII-A Statements Regarding Activities

	Yes	No
1a During the tax year, did the foundation attempt to influence any national, state, or local legislation or did it participate or intervene in any political campaign?	1a	No
b Did it spend more than \$100 during the year (either directly or indirectly) for political purposes? (see Instructions for definition). <i>If the answer is "Yes" to 1a or 1b, attach a detailed description of the activities and copies of any materials published or distributed by the foundation in connection with the activities</i>	1b	No
c Did the foundation file Form 1120-POL for this year?	1c	No
d Enter the amount (if any) of tax on political expenditures (section 4955) imposed during the year (1) On the foundation <input type="checkbox"/> \$ 0 (2) On foundation managers <input type="checkbox"/> \$ 0		
e Enter the reimbursement (if any) paid by the foundation during the year for political expenditure tax imposed on foundation managers <input type="checkbox"/> \$ 0		
2 Has the foundation engaged in any activities that have not previously been reported to the IRS? <i>If "Yes," attach a detailed description of the activities</i>	2	No
3 Has the foundation made any changes, not previously reported to the IRS, in its governing instrument, articles of incorporation, or bylaws, or other similar instruments? <i>If "Yes," attach a conformed copy of the changes</i>	3	No
4a Did the foundation have unrelated business gross income of \$1,000 or more during the year?	4a	No
b If "Yes," has it filed a tax return on Form 990-T for this year?	4b	
5 Was there a liquidation, termination, dissolution, or substantial contraction during the year? <i>If "Yes," attach the statement required by General Instruction T</i>	5	No
6 Are the requirements of section 508(e) (relating to sections 4941 through 4945) satisfied either • By language in the governing instrument, or • By state legislation that effectively amends the governing instrument so that no mandatory directions that conflict with the state law remain in the governing instrument?	6	Yes
7 Did the foundation have at least \$5,000 in assets at any time during the year? <i>If "Yes," complete Part II, col (c), and Part XV</i>	7	Yes
8a Enter the states to which the foundation reports or with which it is registered (see instructions) <input type="checkbox"/> PA		
b If the answer is "Yes" to line 7, has the foundation furnished a copy of Form 990-PF to the Attorney General (or designate) of each state as required by General Instruction G? <i>If "No," attach explanation</i> .	8b	Yes
9 Is the foundation claiming status as a private operating foundation within the meaning of section 4942(j)(3) or 4942(j)(5) for calendar year 2018 or the taxable year beginning in 2018? See the instructions for Part XIV. <i>If "Yes," complete Part XIV</i>	9	Yes
10 Did any persons become substantial contributors during the tax year? <i>If "Yes," attach a schedule listing their names and addresses</i>	10	No

Part VII-A Statements Regarding Activities (continued)

11	At any time during the year, did the foundation, directly or indirectly, own a controlled entity within the meaning of section 512(b)(13)? If "Yes," attach schedule. See instructions.	11		No
12	Did the foundation make a distribution to a donor advised fund over which the foundation or a disqualified person had advisory privileges? If "Yes," attach statement. See instructions.	12		No
13	Did the foundation comply with the public inspection requirements for its annual returns and exemption application? Website address WWW.CHANTICLEERGARDEN.ORG	13	Yes	
14	The books are in care of REGINA O THOMAS ESQUIRE Telephone no (215) 864-8309			

Located at **1735 MARKET STREET 51ST FLOOR PHILADELPHIA PA** ZIP+4 **191037599**

15	Section 4947(a)(1) nonexempt charitable trusts filing Form 990-PF in lieu of Form 1041 —check here <input type="checkbox"/> and enter the amount of tax-exempt interest received or accrued during the year 15			
16	At any time during calendar year 2018, did the foundation have an interest in or a signature or other authority over a bank, securities, or other financial account in a foreign country? See the instructions for exceptions and filing requirements for FinCEN Form 114. If "Yes", enter the name of the foreign country ▶	16	Yes	No

Part VII-B Statements Regarding Activities for Which Form 4720 May Be Required

File Form 4720 if any item is checked in the "Yes" column, unless an exception applies.

1a	During the year did the foundation (either directly or indirectly)		Yes	No
	(1) Engage in the sale or exchange, or leasing of property with a disqualified person? <input type="checkbox"/> Yes <input checked="" type="checkbox"/> No			
	(2) Borrow money from, lend money to, or otherwise extend credit to (or accept it from) a disqualified person? <input type="checkbox"/> Yes <input checked="" type="checkbox"/> No			
	(3) Furnish goods, services, or facilities to (or accept them from) a disqualified person? <input checked="" type="checkbox"/> Yes <input type="checkbox"/> No			
	(4) Pay compensation to, or pay or reimburse the expenses of, a disqualified person? <input checked="" type="checkbox"/> Yes <input type="checkbox"/> No			
	(5) Transfer any income or assets to a disqualified person (or make any of either available for the benefit or use of a disqualified person)? <input type="checkbox"/> Yes <input checked="" type="checkbox"/> No			
	(6) Agree to pay money or property to a government official? (Exception. Check "No" if the foundation agreed to make a grant to or to employ the official for a period after termination of government service, if terminating within 90 days). <input type="checkbox"/> Yes <input checked="" type="checkbox"/> No			
b	If any answer is "Yes" to 1a(1)–(6), did any of the acts fail to qualify under the exceptions described in Regulations section 53.4941(d)-3 or in a current notice regarding disaster assistance? See instructions. Organizations relying on a current notice regarding disaster assistance check here. <input type="checkbox"/>	1b		No
c	Did the foundation engage in a prior year in any of the acts described in 1a, other than excepted acts, that were not corrected before the first day of the tax year beginning in 2018?	1c		No
2	Taxes on failure to distribute income (section 4942) (does not apply for years the foundation was a private operating foundation defined in section 4942(j)(3) or 4942(j)(5))			
a	At the end of tax year 2018, did the foundation have any undistributed income (lines 6d and 6e, Part XIII) for tax year(s) beginning before 2018? If "Yes," list the years ▶ 20____, 20____, 20____, 20____ <input type="checkbox"/> Yes <input checked="" type="checkbox"/> No			
b	Are there any years listed in 2a for which the foundation is not applying the provisions of section 4942(a)(2) (relating to incorrect valuation of assets) to the year's undistributed income? (If applying section 4942(a)(2) to all years listed, answer "No" and attach statement—see instructions).	2b		
c	If the provisions of section 4942(a)(2) are being applied to any of the years listed in 2a, list the years here ▶ 20____, 20____, 20____, 20____			
3a	Did the foundation hold more than a 2% direct or indirect interest in any business enterprise at any time during the year? <input type="checkbox"/> Yes <input checked="" type="checkbox"/> No			
b	If "Yes," did it have excess business holdings in 2018 as a result of (1) any purchase by the foundation or disqualified persons after May 26, 1969, (2) the lapse of the 5-year period (or longer period approved by the Commissioner under section 4943(c)(7)) to dispose of holdings acquired by gift or bequest, or (3) the lapse of the 10-, 15-, or 20-year first phase holding period? (Use Schedule C, Form 4720, to determine if the foundation had excess business holdings in 2018).	3b		
4a	Did the foundation invest during the year any amount in a manner that would jeopardize its charitable purposes?	4a		No
b	Did the foundation make any investment in a prior year (but after December 31, 1969) that could jeopardize its charitable purpose that had not been removed from jeopardy before the first day of the tax year beginning in 2018?	4b		No

Part VII-B Statements Regarding Activities for Which Form 4720 May Be Required (continued)

5a	During the year did the foundation pay or incur any amount to		Yes	No
(1)	Carry on propaganda, or otherwise attempt to influence legislation (section 4945(e))?	<input type="checkbox"/> Yes <input checked="" type="checkbox"/> No		
(2)	Influence the outcome of any specific public election (see section 4955), or to carry on, directly or indirectly, any voter registration drive?	<input type="checkbox"/> Yes <input checked="" type="checkbox"/> No		
(3)	Provide a grant to an individual for travel, study, or other similar purposes?	<input type="checkbox"/> Yes <input checked="" type="checkbox"/> No		
(4)	Provide a grant to an organization other than a charitable, etc., organization described in section 4945(d)(4)(A)? See instructions.	<input type="checkbox"/> Yes <input checked="" type="checkbox"/> No		
(5)	Provide for any purpose other than religious, charitable, scientific, literary, or educational purposes, or for the prevention of cruelty to children or animals?	<input type="checkbox"/> Yes <input checked="" type="checkbox"/> No		
b	If any answer is "Yes" to 5a(1)–(5), did any of the transactions fail to qualify under the exceptions described in Regulations section 53.4945 or in a current notice regarding disaster assistance? See instructions.		5b	
	Organizations relying on a current notice regarding disaster assistance check here.	<input checked="" type="checkbox"/>		
c	If the answer is "Yes" to question 5a(4), does the foundation claim exemption from the tax because it maintained expenditure responsibility for the grant? If "Yes," attach the statement required by Regulations section 53.4945–5(d)	<input type="checkbox"/> Yes <input type="checkbox"/> No		
6a	Did the foundation, during the year, receive any funds, directly or indirectly, to pay premiums on a personal benefit contract?	<input type="checkbox"/> Yes <input checked="" type="checkbox"/> No	6b	No
b	Did the foundation, during the year, pay premiums, directly or indirectly, on a personal benefit contract? If "Yes" to 6b, file Form 8870			
7a	At any time during the tax year, was the foundation a party to a prohibited tax shelter transaction?	<input type="checkbox"/> Yes <input checked="" type="checkbox"/> No	7b	
b	If yes, did the foundation receive any proceeds or have any net income attributable to the transaction?			
8	Is the foundation subject to the section 4960 tax on payment(s) of more than \$1,000,000 in remuneration or excess parachute payment during the year?	<input type="checkbox"/> Yes <input checked="" type="checkbox"/> No		

Part VIII Information About Officers, Directors, Trustees, Foundation Managers, Highly Paid Employees, and Contractors

1 List all officers, directors, trustees, foundation managers and their compensation. See instructions				
(a) Name and address	(b) Title, and average hours per week devoted to position	(c) Compensation (If not paid, enter -0-)	(d) Contributions to employee benefit plans and deferred compensation	(e) Expense account, other allowances
See Additional Data Table				
2 Compensation of five highest-paid employees (other than those included on line 1—see instructions). If none, enter "NONE."				
(a) Name and address of each employee paid more than \$50,000	(b) Title, and average hours per week devoted to position	(c) Compensation	(d) Contributions to employee benefit plans and deferred compensation	(e) Expense account, other allowances
EDWARD HINCKEN 786 CHURCH ROAD WAYNE, PA 19087	FACILITIES MGR 40 00	104,726	5,236	0
JEFFREY LYNCH 786 CHURCH ROAD WAYNE, PA 19087	GROUNDS MGR/RETIRED 40 00	101,419	5,071	0
BRYAN CHRIST 786 CHURCH ROAD WAYNE, PA 19087	GROUNDS MGR 40 00	78,640	3,932	0
ERIN MCKEON 786 CHURCH ROAD WAYNE, PA 19087	PROGRAMS MGR 40 00	72,822	3,641	0
DANIEL BENARCIK 786 CHURCH ROAD WAYNE, PA 19087	HORTICULTURIST 40 00	72,191	3,600	0
Total number of other employees paid over \$50,000.				6

Part VIII Information About Officers, Directors, Trustees, Foundation Managers, Highly Paid Employees, and Contractors (continued)
3 Five highest-paid independent contractors for professional services (see instructions). If none, enter "NONE".

(a) Name and address of each person paid more than \$50,000	(b) Type of service	(c) Compensation
RADNOR CAPITAL MANAGEMENT LLC 123 WEST WAYNE AVENUE WAYNE, PA 19087	FINANCIAL INVESTMENT ADVISOR	51,096

Total number of others receiving over \$50,000 for professional services. **0**

Part IX-A Summary of Direct Charitable Activities

List the foundation's four largest direct charitable activities during the tax year. Include relevant statistical information such as the number of organizations and other beneficiaries served, conferences convened, research papers produced, etc.

	Expenses
1 EXPENDITURES DIRECTLY RELATED TO THE MAINTENANCE & OPERATION OF AN ARBORETUM & BOTANIC GARDEN, THE FOUNDATION'S TAX EXEMPT PURPOSE, INCLUDES ADMINISTRATIVE EXPENSES	3,772,722
2	
3	
4	

Part IX-B Summary of Program-Related Investments (see instructions)

Describe the two largest program-related investments made by the foundation during the tax year on lines 1 and 2	Amount
1	
2	
All other program-related investments. See instructions.	
3	

Total. Add lines 1 through 3. **0**

Part X Minimum Investment Return (All domestic foundations must complete this part. Foreign foundations, see instructions.)

1	Fair market value of assets not used (or held for use) directly in carrying out charitable, etc., purposes		
a	Average monthly fair market value of securities.	1a	12,671,129
b	Average of monthly cash balances.	1b	3,706,931
c	Fair market value of all other assets (see instructions).	1c	0
d	Total (add lines 1a, b, and c).	1d	16,378,060
e	Reduction claimed for blockage or other factors reported on lines 1a and 1c (attach detailed explanation).	1e	0
2	Acquisition indebtedness applicable to line 1 assets.	2	0
3	Subtract line 2 from line 1d.	3	16,378,060
4	Cash deemed held for charitable activities. Enter 1 1/2% of line 3 (for greater amount, see instructions).	4	245,671
5	Net value of noncharitable-use assets. Subtract line 4 from line 3. Enter here and on Part V, line 4.	5	16,132,389
6	Minimum investment return. Enter 5% of line 5.	6	806,619

Part XI Distributable Amount (see instructions) (Section 4942(j)(3) and (j)(5) private operating foundations and certain foreign organizations check here ☒ and do not complete this part.)

1	Minimum investment return from Part X, line 6.	1	
2a	Tax on investment income for 2018 from Part VI, line 5.	2a	
b	Income tax for 2018 (This does not include the tax from Part VI).	2b	
c	Add lines 2a and 2b.	2c	
3	Distributable amount before adjustments. Subtract line 2c from line 1.	3	
4	Recoveries of amounts treated as qualifying distributions.	4	
5	Add lines 3 and 4.	5	
6	Deduction from distributable amount (see instructions).	6	
7	Distributable amount as adjusted. Subtract line 6 from line 5. Enter here and on Part XIII, line 1.	7	

Part XII Qualifying Distributions (see instructions)

1	Amounts paid (including administrative expenses) to accomplish charitable, etc., purposes		
a	Expenses, contributions, gifts, etc.—total from Part I, column (d), line 26.	1a	3,781,175
b	Program-related investments—total from Part IX-B.	1b	0
2	Amounts paid to acquire assets used (or held for use) directly in carrying out charitable, etc., purposes.	2	36,010
3	Amounts set aside for specific charitable projects that satisfy the		
a	Suitability test (prior IRS approval required).	3a	
b	Cash distribution test (attach the required schedule).	3b	
4	Qualifying distributions. Add lines 1a through 3b. Enter here and on Part V, line 8, and Part XIII, line 4.	4	3,817,185
5	Foundations that qualify under section 4940(e) for the reduced rate of tax on net investment income. Enter 1% of Part I, line 27b. See instructions.	5	0
6	Adjusted qualifying distributions. Subtract line 5 from line 4.	6	3,817,185

Note: The amount on line 6 will be used in Part V, column (b), in subsequent years when calculating whether the foundation qualifies for the section 4940(e) reduction of tax in those years.

Part XIII Undistributed Income (see instructions)

	(a) Corpus	(b) Years prior to 2017	(c) 2017	(d) 2018
1 Distributable amount for 2018 from Part XI, line 7				
2 Undistributed income, if any, as of the end of 2018				
a Enter amount for 2017 only.				
b Total for prior years 20____, 20____, 20____				
3 Excess distributions carryover, if any, to 2018				
a From 2013.				
b From 2014.				
c From 2015.				
d From 2016.				
e From 2017.				
f Total of lines 3a through e.				
4 Qualifying distributions for 2018 from Part XII, line 4 ▶ \$ _____				
a Applied to 2017, but not more than line 2a				
b Applied to undistributed income of prior years (Election required—see instructions).				
c Treated as distributions out of corpus (Election required—see instructions).				
d Applied to 2018 distributable amount.				
e Remaining amount distributed out of corpus				
5 Excess distributions carryover applied to 2018 (If an amount appears in column (d), the same amount must be shown in column (a))				
6 Enter the net total of each column as indicated below:				
a Corpus Add lines 3f, 4c, and 4e Subtract line 5				
b Prior years' undistributed income Subtract line 4b from line 2b				
c Enter the amount of prior years' undistributed income for which a notice of deficiency has been issued, or on which the section 4942(a) tax has been previously assessed.				
d Subtract line 6c from line 6b Taxable amount—see instructions				
e Undistributed income for 2017 Subtract line 4a from line 2a Taxable amount—see instructions				
f Undistributed income for 2018 Subtract lines 4d and 5 from line 1 This amount must be distributed in 2019				
7 Amounts treated as distributions out of corpus to satisfy requirements imposed by section 170(b)(1)(F) or 4942(g)(3) (Election may be required - see instructions).				
8 Excess distributions carryover from 2013 not applied on line 5 or line 7 (see instructions).				
9 Excess distributions carryover to 2019. Subtract lines 7 and 8 from line 6a				
10 Analysis of line 9				
a Excess from 2014.				
b Excess from 2015.				
c Excess from 2016.				
d Excess from 2017.				
e Excess from 2018.				

Part XIV Private Operating Foundations (see instructions and Part VII-A, question 9)

1a If the foundation has received a ruling or determination letter that it is a private operating foundation, and the ruling is effective for 2018, enter the date of the ruling. 1992-05-13

b Check box to indicate whether the organization is a private operating foundation described in section ☒ 4942(j)(3) or ☐ 4942(j)(5)

	Tax year	Prior 3 years			(e) Total
	(a) 2018	(b) 2017	(c) 2016	(d) 2015	
2a Enter the lesser of the adjusted net income from Part I or the minimum investment return from Part X for each year listed	781,517	763,912	656,699	702,303	2,904,431
b 85% of line 2a	664,289	649,325	558,194	596,958	2,468,766
c Qualifying distributions from Part XII, line 4 for each year listed	3,817,185	3,682,478	4,129,776	4,506,899	16,136,338
d Amounts included in line 2c not used directly for active conduct of exempt activities	0	0	0	0	0
e Qualifying distributions made directly for active conduct of exempt activities. Subtract line 2d from line 2c	3,817,185	3,682,478	4,129,776	4,506,899	16,136,338
3 Complete 3a, b, or c for the alternative test relied upon					
a "Assets" alternative test—enter					
(1) Value of all assets					0
(2) Value of assets qualifying under section 4942(j)(3)(B)(i)					0
b "Endowment" alternative test— enter 2/3 of minimum investment return shown in Part X, line 6 for each year listed.	537,746	509,275	479,620	468,202	1,994,843
c "Support" alternative test—enter					
(1) Total support other than gross investment income (interest, dividends, rents, payments on securities loans (section 512(a)(5)), or royalties)					0
(2) Support from general public and 5 or more exempt organizations as provided in section 4942(j)(3)(B)(iii).					0
(3) Largest amount of support from an exempt organization					0
(4) Gross investment income					0

Part XV Supplementary Information (Complete this part only if the foundation had \$5,000 or more in assets at any time during the year—see instructions.)

1 Information Regarding Foundation Managers:

a List any managers of the foundation who have contributed more than 2% of the total contributions received by the foundation before the close of any tax year (but only if they have contributed more than \$5,000) (See section 507(d)(2))

b List any managers of the foundation who own 10% or more of the stock of a corporation (or an equally large portion of the ownership of a partnership or other entity) of which the foundation has a 10% or greater interest

2 Information Regarding Contribution, Grant, Gift, Loan, Scholarship, etc., Programs:

Check here ☒ if the foundation only makes contributions to preselected charitable organizations and does not accept unsolicited requests for funds. If the foundation makes gifts, grants, etc. to individuals or organizations under other conditions, complete items 2a, b, c, and d. See instructions.

a The name, address, and telephone number or email address of the person to whom applications should be addressed

b The form in which applications should be submitted and information and materials they should include

c Any submission deadlines

d Any restrictions or limitations on awards, such as by geographical areas, charitable fields, kinds of institutions, or other factors

Part XV **Supplementary Information** (continued)**3 Grants and Contributions Paid During the Year or Approved for Future Payment**

Recipient	If recipient is an individual, show any relationship to any foundation manager or substantial contributor	Foundation status of recipient	Purpose of grant or contribution	Amount
Name and address (home or business)				
a <i>Paid during the year</i> See Additional Data Table				
Total			▶ 3a	
b <i>Approved for future payment</i>				
Total			▶ 3b	

Enter gross amounts unless otherwise indicated	Unrelated business income		Excluded by section 512, 513, or 514		(e) Related or exempt function income (See instructions)
	(a) Business code	(b) Amount	(c) Exclusion code	(d) Amount	
1 Program service revenue					
a TOUR INCOME					15,743
b VISITOR INCOME					390,572
c SYMPOSIA AND WORKSHOPS					20,158
d _____					
e _____					
f _____					
g Fees and contracts from government agencies					
2 Membership dues and assessments.		0			
3 Interest on savings and temporary cash investments			14	115,746	
4 Dividends and interest from securities.			14	239,298	
5 Net rental income or (loss) from real estate					
a Debt-financed property.					
b Not debt-financed property.					
6 Net rental income or (loss) from personal property					
7 Other investment income.					
8 Gain or (loss) from sales of assets other than inventory			18	-864	1,977
9 Net income or (loss) from special events					
10 Gross profit or (loss) from sales of inventory					
11 Other revenue a _____					
b _____					
c _____					
d _____					
e _____					
12 Subtotal Add columns (b), (d), and (e).		0		354,180	428,450
13 Total. Add line 12, columns (b), (d), and (e). (See worksheet in line 13 instructions to verify calculations)			13		782,630

[illegible]

Part XVII

- | | | |
|---|----|----|
| c Sharing of facilities, equipment, mailing lists, other assets, or paid employees. | 1c | No |
|---|----|----|

(a) Line No	(b) Amount involved	(c) Name of noncharitable exempt organization	(d) Description of transfers, transactions, and sharing arrangements

- 2d Is the foundation an entity or individual, animated (with) or related to, one or more tax-exempt organizations described in section 501(c) (other than section 501(c)(3)) or in section 5373? ☐ Yes ☒ No

- b** If "Yes," complete the following schedule

Sign _____ May the IRS discuss this _____

(see instr)? ☒ Yes ☐ No

Print/Type preparer's name	Preparer's Signature	Date	PTIN
----------------------------	----------------------	------	------

P00299891

Firm's EIN ► 23-1420296

Phone no (610) 296-4200

Form 990PF Part IV - Capital Gains and Losses for Tax on Investment Income - Columns a - d

List and describe the kind(s) of property sold (e g , real estate, (a) 2-story brick warehouse, or common stock, 200 shs MLC Co)	(b) How acquired P—Purchase D—Donation	(c) Date acquired (mo , day, yr)	(d) Date sold (mo , day, yr)
1 SALES OF PUBLICLY TRADED STOCKS	P		
1 SALES OF PUBLICLY TRADED CDS	P		
SALES OF PUBLICLY TRADED GOV'T BONDS	P		
SALES OF PUBLICLY TRADED BONDS	P		
SALES OF PUBLICLY TRADED STOCKS	P		
CAPITAL GAINS DIVIDENDS	P		

Form 990PF Part IV - Capital Gains and Losses for Tax on Investment Income - Columns e - h

(e) Gross sales price	(f) Depreciation allowed (or allowable)	(g) Cost or other basis plus expense of sale	(h) Gain or (loss) (e) plus (f) minus (g)
43		43	0
700,000		700,000	0
450,000		449,750	250
200,000		200,061	-61
197,189		201,832	-4,643
3,590			3,590

Form 990PF Part IV - Capital Gains and Losses for Tax on Investment Income - Columns i - l

Complete only for assets showing gain in column (h) and owned by the foundation on 12/31/69			(l) Gains (Col (h) gain minus col (k), but not less than -0-) or Losses (from col (h))
(i) F M V as of 12/31/69	(j) Adjusted basis as of 12/31/69	(k) Excess of col (i) over col (j), if any	
			0
			0
			250
			-61
			-4,643
			3,590

Form 990PF Part VIII Line 1 - List all officers, directors, trustees, foundation managers and their compensation

(a) Name and address	Title, and average hours per week (b) devoted to position	(c) Compensation (If not paid, enter -0-)	(d) Contributions to employee benefit plans and deferred compensation	Expense account, (e) other allowances
EDWARD T GOODMAN	PRES/DIR 0 00	0	0	0
786 CHURCH ROAD WAYNE, PA 19087				
BENJAMIN R NEILSON	DIR 0 00	0	0	0
786 CHURCH ROAD WAYNE, PA 19087				
ORTON P JACKSON JR	VP/DIR 0 00	0	0	0
786 CHURCH ROAD WAYNE, PA 19087				
CHRISTINE G HAYWORTH	DIR 0 00	0	0	0
786 CHURCH ROAD WAYNE, PA 19087				
SABRINA P WARNER	DIR 0 00	0	0	0
786 CHURCH ROAD WAYNE, PA 19087				
ANN L REED	DIR 0 00	0	0	0
786 CHURCH ROAD WAYNE, PA 19087				
REGINA O THOMAS	SEC/TREAS/DIR 0 00	0	0	0
786 CHURCH ROAD WAYNE, PA 19087				
HARRY R MADEIRA JR	DIR 0 00	0	0	0
786 CHURCH ROAD WAYNE, PA 19087				
CHARLES T WILMERDING	DIR 0 00	0	0	0
786 CHURCH ROAD WAYNE, PA 19087				
CYNTHIA DRAYTON	DIRECTOR EMERITA 0 00	0	0	0
786 CHURCH ROAD WAYNE, PA 19087				
R WILLIAM THOMAS	EXECUTIVE DIRECTOR 40 00	194,583	9,729	0
752 CHURCH ROAD WAYNE, PA 19087				

Form 990PF Part XV Line 3 - Grants and Contributions Paid During the Year or Approved for Future Payment				
Recipient	If recipient is an individual, show any relationship to any foundation manager or substantial contributor	Foundation status of recipient	Purpose of grant or contribution	Amount
Name and address (home or business)				
a <i>Paid during the year</i>				
RADNOR CONSERVANCYPO BOX 48 WAYNE, PA 19087	N/A	SEC 501(C) (3) PUBLIC	TO BE USED FOR THE PURCHASING, PLANTING, AND/OR CARE OF TREES	5,000
RADNOR FIRE COMPANY 121 S WAYNE AVE WAYNE, PA 19087	N/A	SEC 501(C) (3) PUBLIC	TO BE USED FOR THE FIRE COMPANY, AMBULANCE SERVICE OR OTHER ASPECTS OF THE ORGANIZATION	20,000
RADNOR MEMORIAL LIBRARY 114 WEST WAYNE AVE WAYNE, PA 19087	N/A	SEC 501(C) (3) PUBLIC	ANNUAL CHANTICLEER LECTURE, PROVIDE RADNOR COMMUNITY WITH COLLECTION OF BOOKS ON HORTICULTURAL AND NATURE TOPICS, SUPPORT OF CAPITAL CAMPAIGN AND TRAINING OF STAFF	10,000
Total ▶ 3a				51,000

Form 990PF Part XV Line 3 - Grants and Contributions Paid During the Year or Approved for Future Payment				
Recipient	If recipient is an individual, show any relationship to any foundation manager or substantial contributor	Foundation status of recipient	Purpose of grant or contribution	Amount
Name and address (home or business)				
a Paid during the year				
RADNOR TOWNSHIP301 IVEN AVE WAYNE, PA 19087	N/A	SEC 501(C) (3) PUBLIC	TO BE USED FOR TRAILS AND/OR TREE MAINTENANCE AND PLANTING IN THE TOWNSHIP	15,000
WAYNE ART CENTER 413 MAPLEWOOD AVENUE WAYNE, PA 19087	N/A	SEC 501(C) (3) PUBLIC	FOR GENERAL SUPPORT OF THE ART CENTER	1,000
Total ▶ 3a				51,000

TY 2018 Accounting Fees Schedule**Name:** THE CHANTICLEER FOUNDATION**EIN:** 23-2052829

Category	Amount	Net Investment Income	Adjusted Net Income	Disbursements for Charitable Purposes
ACCOUNTING FEES	27,500	0	0	27,500

Note: To capture the full content of this document, please select landscape mode (11" x 8.5") when printing.

TY 2018 Depreciation Schedule

Name: THE CHANTICLEER FOUNDATION

EIN: 23-2052829

Depreciation Schedule

Description of Property	Date Acquired	Cost or Other Basis	Prior Years' Depreciation	Computation Method	Rate / Life (# of years)	Current Year's Depreciation Expense	Net Investment Income	Adjusted Net Income	Cost of Goods Sold Not Included
EQUIPMENT	2004-06-30	38,250	38,250	SL	5 000000000000	0	0	0	
EQUIPMENT	2005-06-30	33,335	33,335	SL	5 000000000000	0	0	0	
EQUIPMENT	2006-06-30	25,124	25,124	SL	5 000000000000	0	0	0	
LAND	2006-01-25	3,047,909		L		0	0	0	
AUTOCAD LT 2008 EDUCATION SOFTWARE	2007-11-30	649	649	SL	5 000000000000	0	0	0	
GLOBAL POSITIONING SYSTEM (GPS)	2007-12-11	27,119	27,119	SL	5 000000000000	0	0	0	
VENTRAC 4131A 31 HP TRACTOR	2007-02-09	12,550	12,550	SL	5 000000000000	0	0	0	
DOUBLE GREENSMOW TRAILER	2007-02-20	600	600	SL	5 000000000000	0	0	0	
6 PLASTIC PALLETS 48"	2007-02-20	974	974	SL	5 000000000000	0	0	0	
STEEL WORK PLATFORM	2007-04-10	802	802	SL	5 000000000000	0	0	0	
SEED BOX FOR 40L	2007-05-15	1,785	1,785	SL	5 000000000000	0	0	0	
REDMAX EDGER	2007-07-23	524	524	SL	5 000000000000	0	0	0	
RENOVATOR HYDRO	2007-09-26	3,249	3,249	SL	5 000000000000	0	0	0	
GARDENER'S OFFICE FURNITURE	2007-02-05	7,313	7,259	SL	7 000000000000	0	0	0	
ENGINE FOR TORO325D DIESEL POWERED TRACTOR	2007-02-26	3,194	3,194	SL	5 000000000000	0	0	0	
BG MAP SOFTWARE	2008-01-07	1,366	1,366	SL	3 000000000000	0	0	0	
4 TWO-WAY RADIOS W/BATTERIES	2008-02-20	2,195	2,195	SL	5 000000000000	0	0	0	
PORCH FURNITURE (800)	2008-03-04	5,350	5,350	SL	7 000000000000	0	0	0	
SNOW PLOW/RED TRUCK	2008-03-04	7,785	7,399	SL	10 000000000000	386	0	130	
JOHN DEERE TRACTOR-MODEL 3720	2008-04-07	18,500	17,575	SL	10 000000000000	925	0	463	

Depreciation Schedule

Description of Property	Date Acquired	Cost or Other Basis	Prior Years' Depreciation	Computation Method	Rate / Life (# of years)	Current Year's Depreciation Expense	Net Investment Income	Adjusted Net Income	Cost of Goods Sold Not Included
300CX LOADER	2008-04-07	3,000	2,850	SL	10 000000000000	150	0	75	
POND PUMP	2008-05-02	1,849	1,849	SL	3 000000000000	0	0	0	
72" JOHN DEERE MOWER MODEL JD72	2008-05-14	2,080	2,080	SL	5 000000000000	0	0	0	
AUGER TLB	2008-05-16	2,350	2,350	SL	5 000000000000	0	0	0	
22" HYD CLAMP	2008-05-16	1,395	1,395	SL	5 000000000000	0	0	0	
STIHL GAS POWERED DRILL	2008-11-20	528	528	SL	3 000000000000	0	0	0	
2 REDMAX RECIPROCATOR GRASS TRIMMER	2008-11-20	1,180	1,180	SL	5 000000000000	0	0	0	
PIPE MOVER HAND TRUCK	2008-12-12	578	578	SL	5 000000000000	0	0	0	
F60-31 RC RADIO	2008-05-12	626	626	SL	5 000000000000	0	0	0	
KENMORE REFRIGERATOR - 820 CHURCH	2008-05-13	967	610	SL	15 000000000000	64	0	64	
SHARP AR M355NA REFURBISHED COPIER	2008-06-17	3,845	3,656	SL	10 000000000000	189	0	189	
APPLE MAC PRO	2008-11-19	5,011	5,011	SL	5 000000000000	0	0	0	
WOLF RANGE HOOD	2008-12-08	1,745	1,103	SL	15 000000000000	116	0	116	
WOLF RANGE BLOWER	2008-12-08	680	429	SL	15 000000000000	45	0	45	
PANASONIC AG-DVX200B MINI DV CAMCORDER	2008-12-12	2,300	2,300	SL	5 000000000000	0	0	0	
KITCHENAID REFRIGERATOR	2008-12-15	2,449	1,549	SL	15 000000000000	163	0	163	
2 DISHWASHERS	2008-12-15	1,798	1,140	SL	15 000000000000	120	0	120	
PALLET TRUCK, LOW PROFILE MFG #2ZE59	2009-01-20	707	419	SL	15 000000000000	47	0	47	
MLR SPOOLMATIC 30A GUN & 80 CF CYLINDER OUTRIGHT	2009-03-25	1,218	1,067	SL	10 000000000000	122	0	122	
ECHO BACKPACK SPRAYER	2009-07-29	549	463	SL	10 000000000000	55	0	55	

Depreciation Schedule

Description of Property	Date Acquired	Cost or Other Basis	Prior Years' Depreciation	Computation Method	Rate / Life (# of years)	Current Year's Depreciation Expense	Net Investment Income	Adjusted Net Income	Cost of Goods Sold Not Included
LAPTOP FOR CLASSROOM	2009-09-08	560	560	SL	4 000000000000	0	0	0	
14" CHOP SAW W/EXTRA BLADE	2009-10-12	536	445	SL	10 000000000000	54	0	54	
2 IMAC COMPUTERS FOR GARDENER'S OFFICE	2009-11-16	3,448	3,448	SL	5 000000000000	0	0	0	
PHONE EQUIPMENT	2009-12-02	3,445	3,445	SL	8 000000000000	0	0	0	
21" COMMERCIAL PUSH TYPE MULCHER/BAGGER LAWN MOWER	2009-12-04	678	550	SL	10 000000000000	68	0	68	
72" JOHN DEERE FRONT LOAD BUCKET	2009-12-04	795	647	SL	10 000000000000	80	0	80	
GRAY DESK (721 BROOKE RD)	2010-07-13	1,007	757	SL	10 000000000000	101	0	101	
LATERAL FILE CABINET (ANN BROWN'S OFFICE)	2010-10-25	607	437	SL	10 000000000000	61	0	61	
BULK STORAGE RACKS/SHELVES (721 BROOKE ROAD)	2010-12-03	1,471	1,041	SL	10 000000000000	147	0	147	
IMAC (MA877LL/A) (PETER'S OFFICE)	2010-01-04	1,318	1,318	SL	7 000000000000	0	0	0	
OPTOMA TX 7156 LUMENS PROJECTOR & POCKET PROJECTOR	2010-01-12	905	905	SL	3 000000000000	0	0	0	
HAAGA 476 PROFI TURBO SWEEPER	2010-03-15	730	730	SL	7 000000000000	0	0	0	
KITCHENAID DISHWASHER (752 CHURCH RD)	2010-03-15	1,099	1,099	SL	5 000000000000	0	0	0	
POND PUMP (PENTAIR INTELLIFLO B2850)	2010-03-15	870	870	SL	5 000000000000	0	0	0	
GE WASHER/DRYER (820 CHURCH RD)	2010-03-15	1,508	1,508	SL	5 000000000000	0	0	0	
ECHO REDEFINER (BED EDGER)	2010-04-01	649	628	SL	8 000000000000	21	0	21	
JRCO GRASS DETHACHER MSS100	2010-04-15	575	575	SL	7 000000000000	0	0	0	
2010 YAMAHA TWO GOLF CAR (SN JW7-000187)	2010-04-27	7,425	7,425	SL	5 000000000000	0	0	0	
2006 YAMAHA ELECTRIC GOLF CAR (SN JU2-302175)	2010-04-27	4,463	4,278	SL	8 000000000000	185	0	185	
JP-1 JANG SEEDER & ACCESSORIES	2010-07-12	585	442	SL	10 000000000000	59	0	59	

Depreciation Schedule

Description of Property	Date Acquired	Cost or Other Basis	Prior Years' Depreciation	Computation Method	Rate / Life (# of years)	Current Year's Depreciation Expense	Net Investment Income	Adjusted Net Income	Cost of Goods Sold Not Included
MACBOOK PRO 13 MC374LL/A-GENERAL OFFICE USE	2010-07-12	1,440	1,440	SL	7 000000000000	0	0	0	
KITCHENAID DISHWASHER (800 CHURCH RD)	2010-10-13	1,079	1,079	SL	5 000000000000	0	0	0	
KITCHENAID DISHWASHER (721 BROOKE RD)	2010-10-13	1,079	1,079	SL	5 000000000000	0	0	0	
REDMAX REVER DRILL EDG2300R EARTH AUGER/ADAPTER	2010-11-01	647	580	SL	8 000000000000	67	0	67	
DUST COLLECTION SYSTEM (GO5627)(DAN B)	2010-12-03	918	918	SL	7 000000000000	0	0	0	
KITCHENAID RANGE (820 CHURCH RD)	2010-12-16	1,432	1,013	SL	10 000000000000	143	0	143	
KITCHENAID RANGE (721 BROOKE RD)	2010-12-16	1,432	1,013	SL	10 000000000000	143	0	143	
KITCHENAID DISHWASHER (820 CHURCH RD)	2010-12-16	1,099	1,099	SL	5 000000000000	0	0	0	
2 2011 YAMAHA ADVENTURE II ELECTRIC GOLF CARTS	2010-12-21	13,998	13,998	200DB	5 000000000000	0	0	0	
DUST COLLECTION SYSTEM CANNISTERS (GRIZZLY INDUSTRIAL)	2010-12-29	556	553	SL	7 000000000000	0	0	0	
CANON EOS 5D MARK II DIGITAL CAMERA	2010-12-29	3,651	2,555	SL	10 000000000000	365	0	365	
8" JOINTER & ACCESSORIES G0656PX (WOODSHOP)	2011-02-14	1,296	899	SL	10 000000000000	130	0	130	
ADOBE CREATIVE SUITE SOFTWARE (MAC)	2011-03-11	1,100	1,100	SL	5 000000000000	0	0	0	
APPLE IPAD	2011-05-10	829	829	SL	5 000000000000	0	0	0	
MICROSCOPE BINOCULAR 400X/HAL NY MICRO	2011-06-10	874	573	SL	10 000000000000	87	0	87	
ALTRA AIR HIGH-VOL LOW SPEED FAN 109338 (8"-208V 1 PHASE) & ACCESSORIE	2011-08-15	4,590	1,963	SL	15 000000000000	306	0	306	
55 GAL SPRAYER MODEL 3PT55	2011-09-12	2,153	912	SL	15 000000000000	144	0	144	
LENOVO THINKCENTRE M90P PLUS MS OFFICE 2010	2011-10-25	1,265	1,265	SL	5 000000000000	0	0	0	
AUTOCAD SOFTWARE FOR PLANT RECORDS	2011-12-02	1,195	1,195	SL	5 000000000000	0	0	0	
ECHO 63 3CC BACKPAK BLOWER EPB770H SER #PO2912020137	2011-12-02	500	304	SL	10 000000000000	13	0	13	

Depreciation Schedule

Description of Property	Date Acquired	Cost or Other Basis	Prior Years' Depreciation	Computation Method	Rate / Life (# of years)	Current Year's Depreciation Expense	Net Investment Income	Adjusted Net Income	Cost of Goods Sold Not Included
YAMAHA G MAX ELECTRIC GOLF CART - USED SER #JU2-306259	2011-12-02	3,793	2,306	SL	10 0000000000000	379	0	379	
AUTOCAD MACSOFTWARE 2012 SKU 777D1 SER #365-14300414	2011-12-09	3,995	3,995	SL	5 0000000000000	0	0	0	
CANON CA10028MLIS EF 100MM LENS & GT2531 MOUNTAINEER TRIPOD	2011-12-09	1,578	961	SL	10 0000000000000	158	0	158	
12" SLIDE COMPOUND MITER SAW SKU 190-262	2011-12-15	599	365	SL	10 0000000000000	60	0	60	
MEYER HOTSHOT STAINLESS SPREADER ME 38180	2011-12-15	525	322	SL	10 0000000000000	53	0	53	
VENTRAC 4100/4200 TRACTOR ATTACHMENT KA 160 BLOWER PART#39 55440	2011-12-15	2,085	1,271	SL	10 0000000000000	209	0	209	
TORO Z MASTER MOWER SN 311000269 29KA 60 TURB & ACC (BAGGER/BLOWER)	2011-12-20	7,500	4,500	SL	10 0000000000000	750	0	750	
RED MAX TRIMMER SGCZ2460S RECIPROCATOR	2011-12-20	645	390	SL	10 0000000000000	65	0	65	
IPAD & ACCESSORIES	2011-12-22	613	613	SL	5 0000000000000	0	0	0	
2 I-PHONES	2011-12-29	632	632	SL	2 0000000000000	0	0	0	
SOFA	2011-02-14	968	671	SL	10 0000000000000	97	0	97	
GE WASHER	2011-03-11	734	499	SL	10 0000000000000	73	0	73	
6 BIERGARTEN TABLES/BENCHES- GREENHOUSE	2012-06-11	3,294	3,294	SL	5 0000000000000	0	0	0	
MAC COMPUTER-ED'S OFFICE MC812LL/A	2012-02-15	1,495	1,495	SL	5 0000000000000	0	0	0	
2012 ISUZU DUMP TRUCK	2012-02-23	48,108	26,460	SL	10 0000000000000	4,811	0	4,811	
PRONOVOST P503 SER #10691 DUMP TRAILER	2012-08-16	2,428	1,316	SL	10 0000000000000	243	0	243	
JOHN DEERE FR BLADE & TIRE CHAINS & OIL LINE	2012-11-20	3,637	1,850	SL	10 0000000000000	364	0	364	
PRO CAB SAW & ACCESSORIES	2012-11-29	3,494	890	SL	20 0000000000000	175	0	175	
IMAC - LISA ROPER	2012-12-06	1,795	1,795	SL	5 0000000000000	0	0	0	
48" WALK BEHIND MOVER	2012-12-06	5,440	5,440	SL	5 0000000000000	0	0	0	

Depreciation Schedule

Description of Property	Date Acquired	Cost or Other Basis	Prior Years' Depreciation	Computation Method	Rate / Life (# of years)	Current Year's Depreciation Expense	Net Investment Income	Adjusted Net Income	Cost of Goods Sold Not Included
CALLBOX MOTOROLA RADIO SYSTEMS	2013-01-25	30,355	29,929	200DB	5 000000000000	419	0	426	
IMAC 27" MD095LL	2013-05-28	2,280	2,182	200DB	5 000000000000	98	0	98	
CEMENT MIXER	2013-11-19	1,000	904	200DB	5 000000000000	96	0	96	
2011 TURF 2 UTILITY VEHICLE	2013-12-02	7,940	7,179	200DB	5 000000000000	761	0	761	
2011 TURF 1 ELECTRIC VEHICLE	2013-12-02	3,860	3,490	200DB	5 000000000000	370	0	370	
VENTRAC MODEL 4500Z TRACTOR & ACCESORIES	2013-12-05	23,218	20,994	200DB	5 000000000000	2,224	0	2,224	
TOYOTA PICKUP TRUCK	2014-04-09	26,196	9,824	SL	10 000000000000	2,620	0	2,620	
SPREADER	2014-01-31	3,299	2,584	SL	5 000000000000	660	0	660	
COMPOST	2014-02-12	3,970	3,109	SL	5 000000000000	794	0	794	
PLANER, POLAR & LIFTGATE	2014-02-21	1,934	1,483	SL	5 000000000000	387	0	387	
2 HD13 TURF VEHICLES/CARTS	2014-04-28	10,275	7,535	SL	5 000000000000	2,055	0	2,055	
2011 732 TILLER & 830 TRAILER	2014-05-06	2,866	2,101	SL	5 000000000000	573	0	573	
DRI AUTODESK/AUTOCAD	2014-05-14	4,195	3,076	SL	5 000000000000	839	0	839	
VENTRAC AEROVATOR, SEEDER	2014-05-19	6,436	2,307	SL	10 000000000000	644	0	644	
VENTRAC SNOWBLOWER	2014-11-05	5,332	3,375	SL	5 000000000000	1,066	0	1,066	
40" POWERED SWEEPER	2014-11-06	1,815	1,150	SL	5 000000000000	363	0	363	
WOODS FZ28K MOW'N MACHINE	2014-11-19	14,994	4,622	SL	10 000000000000	1,499	0	1,499	
AERWAY MODEL AWGH	2015-02-25	7,300	2,068	SL	10 000000000000	730	0	730	
STONE MIXERL MODEL 465- PM	2015-03-19	1,250	688	SL	5 000000000000	250	0	250	
TORO PROCORE AERIFIER	2015-05-06	21,100	5,627	SL	10 000000000000	2,110	0	2,110	

Depreciation Schedule

Description of Property	Date Acquired	Cost or Other Basis	Prior Years' Depreciation	Computation Method	Rate / Life (# of years)	Current Year's Depreciation Expense	Net Investment Income	Adjusted Net Income	Cost of Goods Sold Not Included
150 GAL 4 WHEEL REEL, HOSE	2015-10-23	6,086	2,637	SL	5 000000000000	1,217	0	1,217	
ARGUS INDUSTRIAL MULCHING	2015-10-23	14,080	3,051	SL	10 000000000000	1,408	0	1,408	
TRIMMER BACKPACK BLOWER	2015-11-05	1,313	570	SL	5 000000000000	263	0	263	
14 NEW PHONES & PHONE SYSTEM	2015-11-23	4,450	1,854	SL	5 000000000000	890	0	890	
IPAD & ACCESSORIES	2015-12-01	1,049	437	SL	5 000000000000	210	0	210	
MODEL 4500 TRACTOR	2015-12-03	7,127	1,485	SL	10 000000000000	713	0	713	
HB580 BRROM TRACTOR ATTACHMENT	2015-12-21	3,918	1,568	SL	5 000000000000	784	0	784	
OFFICE CHAIR (ERIC)	2016-02-01	1,112	305	SL	7 000000000000	159	0	159	
MOON TABLE & CHAIRS	2016-02-10	3,225	883	SL	7 000000000000	461	0	461	
MOONGATE CHAIRS & TABLE	2016-04-25	3,225	768	SL	7 000000000000	461	0	461	
KITCHEN JENNAIR RANGE ITEM	2016-01-21	3,519	1,349	SL	5 000000000000	704	0	704	
2 APPLE IMACS	2016-08-18	3,676	980	SL	5 000000000000	735	0	735	
15" CTO MACBOOK PRO	2016-12-19	3,396	679	SL	5 000000000000	679	0	679	
3 GOLF CARS	2016-03-08	18,700	3,428	SL	10 000000000000	1,870	0	1,870	
2 2016 CARRYALL 300 ELECTRIC UTILITY VEHICLES	2016-12-08	14,080	1,525	SL	10 000000000000	1,408	0	1,408	
2015 CARRYALL 500 ELECTRIC UTILITY VEHICLE	2016-12-08	8,311	900	SL	10 000000000000	831	0	831	
WOODSHOP - SAWSTOP SLIDING TABLE/ROTARY	2016-12-15	1,369	297	SL	5 000000000000	274	0	274	
8 HP SNOW BLOWER	2016-12-22	1,100	220	SL	5 000000000000	220	0	220	
VOLVO S60 CC YV440MUH8H20K	2017-10-11	40,476	2,024	SL	5 000000000000	8,095	0	8,095	
SICKLE BAR MOWER #09072015	2017-09-05	1,319	88	SL	5 000000000000	264	0	264	

Depreciation Schedule

Description of Property	Date Acquired	Cost or Other Basis	Prior Years' Depreciation	Computation Method	Rate / Life (# of years)	Current Year's Depreciation Expense	Net Investment Income	Adjusted Net Income	Cost of Goods Sold Not Included
COMPUTER - LENOVO THINK PAD & ACCESS	2018-10-31	4,262		SL	5 000000000000	142	0	142	
CAMERA	2018-11-14	3,099		SL	5 000000000000	103	0	103	
YAMAHA UTILITY CART JW9E4236-20	2018-11-30	3,800		SL	10 000000000000	32	0	32	
RYAN MATAWAY TURF SLIT SEEDER 54487	2018-12-12	7,499		SL	10 000000000000	62	0	62	
CLUB CAR UTILITY CART HD 1233-300142	2018-11-30	5,350		SL	10 000000000000	44	0	44	
CLUB CAR UTILITY CART HD 1233-300133	2018-11-30	5,350		SL	10 000000000000	44	0	44	
CLUB CAR UTILITY CART	2018-11-30	6,650		SL	10 000000000000	54	0	54	

Note: To capture the full content of this document, please select landscape mode (11" x 8.5") when printing.

TY 2018 Gain/Loss from Sale of Other Assets Schedule

Name: THE CHANTICLEER FOUNDATION

EIN: 23-2052829

Gain Loss Sale Other Assets Schedule

Name	Date Acquired	How Acquired	Date Sold	Purchaser Name	Gross Sales Price	Basis	Basis Method	Sales Expenses	Total (net)	Accumulated Depreciation
2010 YAMAHA TRADE IN		PURCHASED			800			0	800	7,425
2 2011 YAMAHA TRADE INS		PURCHASED			1,200			0	1,200	13,998
ECHO BACKPAK BLOWER		PURCHASED			160			0	-23	317

TY 2018 Investments Corporate Bonds Schedule**Name:** THE CHANTICLEER FOUNDATION**EIN:** 23-2052829**Investments Corporate Bonds Schedule**

Name of Bond	End of Year Book Value	End of Year Fair Market Value
APPLE INC 2.7% 05/13/2022	247,215	247,215
SHELL INTL FIN B V DTD 11/10/2015 2.25% 11/10/2020	197,615	197,615

TY 2018 Investments Corporate Stock Schedule

Name: THE CHANTICLEER FOUNDATION
EIN: 23-2052829

Investments Corporation Stock Schedule

Name of Stock	End of Year Book Value	End of Year Fair Market Value
3M CO	266,756	266,756
ACCENTURE PLC CL A	225,616	225,616
AQUA AMERICA INC	247,878	247,878
AT&T INC	99,890	99,890
BANK NOVA SCOTIA	74,805	74,805
BHP BILLITON LTD ADR	48,290	48,290
BROOKFIELD PPTY PARTNERS LP	32,240	32,240
CATERPILLAR INC	127,070	127,070
CHUBB LTD	77,637	77,637
CISCO SYSTEMS INC	86,660	86,660
CONOCOPHILLIPS	162,110	162,110
CORNING INC	90,630	90,630
DIAGEO PLC SPONSORED ADR NEW	113,440	113,440
DISNEY WALT CO NEW	142,545	142,545
DOMINION ENERGY INC	228,672	228,672
ENBRIDGE INC	122,331	122,331
EXELON CORP	211,970	211,970
EXXON MOBIL CORP	136,380	136,380
FASTENAL COMPANY	67,977	67,977
FEDERATED INVS INC PA CL B	66,375	66,375
GARMIN LTD	101,312	101,312
GENERAL ELEC CO	26,495	26,495
GLAXOSMITHKLINE SPONSORED ADR	76,420	76,420
IBM CORP	113,670	113,670
JOHNSON & JOHNSON	193,575	193,575
KOHL'S CORP	152,582	152,582
KRAFT HEINZ CO	68,864	68,864
MERCK & CO INC NEW	152,820	152,820
MICROSOFT CORP	233,611	233,611
NOVARTIS AG SPONSORED ADR	171,620	171,620

Investments Corporation Stock Schedule

Name of Stock	End of Year Book Value	End of Year Fair Market Value
NUTRIEN LTD	28,200	28,200
OCCIDENTAL PETROLEUM CORP	49,104	49,104
PEPSICO INC	154,672	154,672
PFIZER INC	174,600	174,600
PRINCIPAL FINL GROUP INC	9,452	9,452
PROCTER & GAMBLE CO/THE	147,072	147,072
QUALCOMM INC	159,348	159,348
ROYAL DUTCH SHELL PLC SPON ADR B	89,910	89,910
SCHLUMBERGER LTD	25,256	25,256
TAPESTRY INC	47,250	47,250
UNILEVER PLC SPONSORED ADR NEW	104,500	104,500
UNITED PARCEL SVC INC CL B	107,283	107,283
UNITED TECHNOLOGIES CORP	159,720	159,720
US BANCORP NEW	137,100	137,100
VERIZON COMMUNICATIONS INC	36,937	36,937
VODAFONE GROUP PLC SPONSORED ADR NO PAR	26,279	26,279
WASTE MANAGEMENT INC	151,283	151,283
WEYERHAEUSER CO	59,459	59,459

TY 2018 Investments Government Obligations Schedule**Name:** THE CHANTICLEER FOUNDATION**EIN:** 23-2052829**US Government Securities - End
of Year Book Value:**

5,726,083

**US Government Securities - End
of Year Fair Market Value:**

5,726,083

**State & Local Government
Securities - End of Year Book
Value:**

0

**State & Local Government
Securities - End of Year Fair
Market Value:**

0

TY 2018 Investments - Other Schedule**Name:** THE CHANTICLEER FOUNDATION**EIN:** 23-2052829**Investments Other Schedule 2**

Category/ Item	Listed at Cost or FMV	Book Value	End of Year Fair Market Value
JP MORGAN CHASE BANK NA C/D 2.75% 03/16/2022-2019	AT COST	246,158	246,158

TY 2018 Land, Etc. Schedule

Name: THE CHANTICLEER FOUNDATION

EIN: 23-2052829

Category / Item	Cost / Other Basis	Accumulated Depreciation	Book Value	End of Year Fair Market Value
EQUIPMENT	38,250	38,250	0	
EQUIPMENT	33,335	33,335	0	
EQUIPMENT	25,124	25,124	0	
LAND	3,047,909	0	3,047,909	
AUTOCAD LT 2008 EDUCATION SOFTWARE	649	649	0	
GLOBAL POSITIONING SYSTEM (GPS)	27,119	27,119	0	
VENTRAC 4131A 31 HP TRACTOR	12,550	12,550	0	
DOUBLE GREENSMOW TRAILER	600	600	0	
6 PLASTIC PALLETS 48"	974	974	0	
STEEL WORK PLATFORM	802	802	0	
SEED BOX FOR 40L	1,785	1,785	0	
REDMAX EDGER	524	524	0	
RENOVATOR HYDRO	3,249	3,249	0	
GARDENER'S OFFICE FURNITURE	7,313	7,259	54	
ENGINE FOR TORO325D DIESEL POWERED TRACTOR	3,194	3,194	0	
BG MAP SOFTWARE	1,366	1,366	0	
4 TWO-WAY RADIOS W/BATTERIES	2,195	2,195	0	
PORCH FURNITURE (800)	5,350	5,350	0	
SNOW PLOW/RED TRUCK	7,785	7,785	0	
JOHN DEERE TRACTOR-MODEL 3720	18,500	18,500	0	
300CX LOADER	3,000	3,000	0	
POND PUMP	1,849	1,849	0	
72" JOHN DEERE MOWER MODEL JD72	2,080	2,080	0	
AUGER TLB	2,350	2,350	0	
22" HYD CLAMP	1,395	1,395	0	
STIHL GAS POWERED DRILL	528	528	0	
2 REDMAX RECIPROCATOR GRASS TRIMMER	1,180	1,180	0	
PIPE MOVER HAND TRUCK	578	578	0	
F60-31 RC RADIO	626	626	0	
KENMORE REFRIGERATOR - 820 CHURCH	967	674	293	

Category / Item	Cost / Other Basis	Accumulated Depreciation	Book Value	End of Year Fair Market Value
SHARP AR M355NA REFURBISHED COPIER	3,845	3,845	0	
APPLE MAC PRO	5,011	5,011	0	
WOLF RANGE HOOD	1,745	1,219	526	
WOLF RANGE BLOWER	680	474	206	
PANASONIC AG-DVX200B MINI DV CAMCORDER	2,300	2,300	0	
KITCHENAID REFRIGERATOR	2,449	1,712	737	
2 DISHWASHERS	1,798	1,260	538	
PALLET TRUCK, LOW PROFILE MFG #2ZE59	707	466	241	
MLR SPOOLMATIC 30A GUN & 80 CF CYLINDER OUTRIGHT	1,218	1,189	29	
ECHO BACKPACK SPRAYER	549	518	31	
LAPTOP FOR CLASSROOM	560	560	0	
14" CHOP SAW W/EXTRA BLADE	536	499	37	
2 IMAC COMPUTERS FOR GARDENER'S OFFICE	3,448	3,448	0	
PHONE EQUIPMENT	3,445	3,445	0	
21" COMMERCIAL PUSH TYPE MULCHER/BAGGER LAWN MOWER	678	618	60	
72" JOHN DEERE FRONT LOAD BUCKET	795	727	68	
GRAY DESK (721 BROOKE RD)	1,007	858	149	
LATERAL FILE CABINET (ANN BROWN'S OFFICE)	607	498	109	
BULK STORAGE RACKS/SHELVES (721 BROOKE ROAD)	1,471	1,188	283	
IMAC (MA877LL/A) (PETER'S OFFICE)	1,318	1,318	0	
OPTOMA TX 7156 LUMENS PROJECTOR & POCKET PROJECTOR	905	905	0	
HAAGA 476 PROFI TURBO SWEEPER	730	730	0	
KITCHENAID DISHWASHER (752 CHURCH RD)	1,099	1,099	0	
POND PUMP (PENTAIR INTELLIFLO B2850)	870	870	0	
GE WASHER/DRYER (820 CHURCH RD)	1,508	1,508	0	
ECHO REDEFINER (BED EDGER)	649	649	0	
JRCO GRASS DETHACHER MSS100	575	575	0	
2006 YAMAHA ELECTRIC GOLF CAR (SN JU2-302175)	4,463	4,463	0	
JP-1 JANG SEEDER & ACCESSORIES	585	501	84	
MACBOOK PRO 13 MC374LL/A-GENERAL OFFICE USE	1,440	1,440	0	

Category / Item	Cost / Other Basis	Accumulated Depreciation	Book Value	End of Year Fair Market Value
KITCHENAID DISHWASHER (800 CHURCH RD)	1,079	1,079	0	
KITCHENAID DISHWASHER (721 BROOKE RD)	1,079	1,079	0	
REDMAX REVER DRILL EDG2300R EARTH AUGER/ADAPTER	647	647	0	
DUST COLLECTION SYSTEM (GO5627)(DAN B)	918	918	0	
KITCHENAID RANGE (820 CHURCH RD)	1,432	1,156	276	
KITCHENAID RANGE (721 BROOKE RD)	1,432	1,156	276	
KITCHENAID DISHWASHER (820 CHURCH RD)	1,099	1,099	0	
DUST COLLECTION SYSTEM CANNISTERS (GRIZZLY INDUSTRIAL)	556	553	3	
CANON EOS 5D MARK II DIGITAL CAMERA	3,651	2,920	731	
8" JOINTER & ACCESSORIES G0656PX (WOODSHOP)	1,296	1,029	267	
ADOBE CREATIVE SUITE SOFTWARE (MAC)	1,100	1,100	0	
APPLE IPAD	829	829	0	
MICROSCOPE BINOCULAR 400X/HAL NY MICRO	874	660	214	
ALTRA AIR HIGH-VOL LOW SPEED FAN 109338 (8'-208V 1 PHASE) & ACCESSORIE	4,590	2,269	2,321	
55 GAL SPRAYER MODEL 3PT55	2,153	1,056	1,097	
LENOVO THINKCENTRE M90P PLUS MS OFFICE 2010	1,265	1,265	0	
AUTOCAD SOFTWARE FOR PLANT RECORDS	1,195	1,195	0	
YAMAHA G MAX ELECTRIC GOLF CART - USED SER #JU2-306259	3,793	2,685	1,108	
AUTOCAD MACSOFTWARE 2012 SKU 777D1 SER #365-14300414	3,995	3,995	0	
CANON CA10028MLIS EF 100MM LENS & GT2531 MOUNTAINEER TRIPOD	1,578	1,119	459	
12" SLIDE COMPOUND MITER SAW SKU 190-262	599	425	174	
MEYER HOTSHOT STAINLESS SPREADER ME 38180	525	375	150	
VENTRAC 4100/4200 TRACTOR ATTACHMENT KA 160 BLOWER PART#39.55440	2,085	1,480	605	
TORO Z MASTER MOWER SN 311000269 29KA 60 TURB & ACC (BAGGER/BLOWER)	7,500	5,250	2,250	
RED MAX TRIMMER SGCZ2460S RECIPROCATOR	645	455	190	
IPAD & ACCESSORIES	613	613	0	
2 I-PHONES	632	632	0	
SOFA	968	768	200	
GE WASHER	734	572	162	
6 BIERGARTEN TABLES/BENCHES-GREENHOUSE	3,294	3,294	0	

Category / Item	Cost / Other Basis	Accumulated Depreciation	Book Value	End of Year Fair Market Value
MAC COMPUTER-ED'S OFFICE MC812LL/A	1,495	1,495	0	
2012 ISUZU DUMP TRUCK	48,108	31,271	16,837	
PRONOVOST P503 SER #10691 DUMP TRAILER	2,428	1,559	869	
JOHN DEERE FR BLADE & TIRE CHAINS & OIL LINE	3,637	2,214	1,423	
PRO CAB SAW & ACCESSORIES	3,494	1,065	2,429	
IMAC - LISA ROPER	1,795	1,795	0	
48" WALK BEHIND MOVER	5,440	5,440	0	
CALLBOX MOTOROLA RADIO SYSTEMS	30,355	30,348	7	
IMAC 27' MD095LL	2,280	2,280	0	
CEMENT MIXER	1,000	1,000	0	
2011 TURF 2 UTILITY VEHICLE	7,940	7,940	0	
2011 TURF 1 ELECTRIC VEHICLE	3,860	3,860	0	
VENTRAC MODEL 4500Z TRACTOR & ACCESORIES	23,218	23,218	0	
TOYOTA PICKUP TRUCK	26,196	12,444	13,752	
SPREADER	3,299	3,244	55	
COMPOST	3,970	3,903	67	
PLANER, POLAR & LIFTGATE	1,934	1,870	64	
2 HD13 TURF VEHICLES/CARTS	10,275	9,590	685	
2011 732 TILLER & 830 TRAILER	2,866	2,674	192	
DRI AUTODESK/AUTOCAD	4,195	3,915	280	
VENTRAC AEROVATOR, SEEDER	6,436	2,951	3,485	
VENTRAC SNOWBLOWER	5,332	4,441	891	
40" POWERED SWEEPER	1,815	1,513	302	
WOODS FZ28K MOW'N MACHINE	14,994	6,121	8,873	
AERWAY MODEL AWGH	7,300	2,798	4,502	
STONE MIXERL MODEL 465-PM	1,250	938	312	
TORO PROCORE AERIFIER	21,100	7,737	13,363	
150 GAL 4 WHEEL REEL, HOSE	6,086	3,854	2,232	
ARGUS INDUSTRIAL MULCHING	14,080	4,459	9,621	
TRIMMER BACKPACK BLOWER	1,313	833	480	

Category / Item	Cost / Other Basis	Accumulated Depreciation	Book Value	End of Year Fair Market Value
14 NEW PHONES & PHONE SYSTEM	4,450	2,744	1,706	
IPAD & ACCESSORIES	1,049	647	402	
MODEL 4500 TRACTOR	7,127	2,198	4,929	
HB580 BRROM TRACTOR ATTACHMENT	3,918	2,352	1,566	
OFFICE CHAIR (ERIC)	1,112	464	648	
MOON TABLE & CHAIRS	3,225	1,344	1,881	
MOONGATE CHAIRS & TABLE	3,225	1,229	1,996	
KITCHEN JENNAIR RANGE ITEM	3,519	2,053	1,466	
2 APPLE IMACS	3,676	1,715	1,961	
15" CTO MACBOOK PRO	3,396	1,358	2,038	
3 GOLF CARS	18,700	5,298	13,402	
2 2016 CARRYALL 300 ELECTRIC UTILITY VEHICLES	14,080	2,933	11,147	
2015 CARRYALL 500 ELECTRIC UTILITY VEHICLE	8,311	1,731	6,580	
WOODSHOP - SAWSTOP SLIDING TABLE/ROTARY	1,369	571	798	
8 HP SNOW BLOWER	1,100	440	660	
VOLVO S60 CC YV440MUH8H20K	40,476	10,119	30,357	
SICKLE BAR MOWER #09072015	1,319	352	967	
COMPUTER - LENOVO THINK PAD & ACCESS	4,262	142	4,120	
CAMERA	3,099	103	2,996	
YAMAHA UTILITY CART JW9E4236-20	3,800	32	3,768	
RYAN MATAWAY TURF SLIT SEEDER 54487	7,499	62	7,437	
CLUB CAR UTILITY CART HD 1233-300142	5,350	44	5,306	
CLUB CAR UTILITY CART HD 1233-300133	5,350	44	5,306	
CLUB CAR UTILITY CART	6,650	54	6,596	

TY 2018 Legal Fees Schedule**Name:** THE CHANTICLEER FOUNDATION**EIN:** 23-2052829

Category	Amount	Net Investment Income	Adjusted Net Income	Disbursements for Charitable Purposes
LEGAL FEES	9,479	0	0	9,479

TY 2018 Other Assets Schedule

Name: THE CHANTICLEER FOUNDATION

EIN: 23-2052829

Other Assets Schedule

Description	Beginning of Year - Book Value	End of Year - Book Value	End of Year - Fair Market Value
ARTWORK, FURNITURE & FIXTURES	355,550	400,550	400,550

TY 2018 Other Decreases Schedule

Name: THE CHANTICLEER FOUNDATION

EIN: 23-2052829

Description	Amount
CHANGE IN UNREALIZED GAIN ON INVESTMENTS	501,754

TY 2018 Other Expenses Schedule**Name:** THE CHANTICLEER FOUNDATION**EIN:** 23-2052829**Other Expenses Schedule**

Description	Revenue and Expenses per Books	Net Investment Income	Adjusted Net Income	Disbursements for Charitable Purposes
PLANTS & HORTICULTURE SUPPLIES	209,309	0	0	209,309
MACHINE MAINTENANCE AND RENTAL	101,460	0	0	101,460
INSURANCE	340,032	0	0	340,032
ADVERTISING & PUBLIC RELATIONS	63,986	0	0	63,986
FEES & LICENSES	19,831	0	0	19,831
EDUCATION	15,015	0	0	15,015
MEMBERSHIPS	8,365	0	0	8,365
OFFICE SUPPLIES & EXPENSE	17,399	0	0	17,399
CLEANING	45,361	0	0	45,361
BOARD MEETING EXPENSES	4,531	0	0	4,531

Other Expenses Schedule

Description	Revenue and Expenses per Books	Net Investment Income	Adjusted Net Income	Disbursements for Charitable Purposes
TRUST PROPERTY IMPROVEMENTS	522,516	0	0	522,516
SYMPOSIA & WORKSHOPS	22,269	0	0	22,269
SUBCONTRACTORS AND TEMPORARY HELP	44,016	0	0	44,016
FELLOWSHIP EXPENSES AND SCHOLARSHIPS	74,958	0	0	74,958
UNEMPLOYMENT COMPENSATION	16,068	0	0	16,068
CONSULTING & HISTORICAL RESEARCH	20,591	0	0	20,591

TY 2018 Other Income Schedule**Name:** THE CHANTICLEER FOUNDATION**EIN:** 23-2052829**Other Income Schedule**

Description	Revenue And Expenses Per Books	Net Investment Income	Adjusted Net Income
TOUR INCOME	15,743		15,743
VISITOR INCOME	390,572		390,572
SYMPOSIA AND WORKSHOPS	20,158		20,158

TY 2018 Other Professional Fees Schedule**Name:** THE CHANTICLEER FOUNDATION**EIN:** 23-2052829

Category	Amount	Net Investment Income	Adjusted Net Income	Disbursements for Charitable Purposes
INVESTMENT EXPENSE	59,752	59,752	0	0

TY 2018 Taxes Schedule**Name:** THE CHANTICLEER FOUNDATION**EIN:** 23-2052829

Category	Amount	Net Investment Income	Adjusted Net Income	Disbursements for Charitable Purposes
FOREIGN TAXES PAID	4,738	4,738	0	0
EXCISE TAXES PAID	8,453	0	0	8,453

Schedule B (Form 990, 990-EZ, or 990-PF) <small>Department of the Treasury Internal Revenue Service</small>	Schedule of Contributors ▶ Attach to Form 990, 990-EZ, or 990-PF ▶ Go to <u>www.irs.gov/Form990</u> for the latest information	OMB No 1545-0047 2018
--	---	-------------------------------------

Name of the organization THE CHANTICLEER FOUNDATION	Employer identification number 23-2052829
---	---

Organization type (check one)

Filers of:	Section:
Form 990 or 990-EZ	<input type="checkbox"/> 501(c)() (enter number) organization
	<input type="checkbox"/> 4947(a)(1) nonexempt charitable trust not treated as a private foundation
	<input type="checkbox"/> 527 political organization
Form 990-PF	<input checked="" type="checkbox"/> 501(c)(3) exempt private foundation
	<input type="checkbox"/> 4947(a)(1) nonexempt charitable trust treated as a private foundation
	<input type="checkbox"/> 501(c)(3) taxable private foundation

Check if your organization is covered by the **General Rule** or a **Special Rule**.
Note. Only a section 501(c)(7), (8), or (10) organization can check boxes for both the General Rule and a Special Rule. See instructions.

General Rule

- ☒ For an organization filing Form 990, 990-EZ, or 990-PF that received, during the year, contributions totaling \$5,000 or more (in money or other property) from any one contributor. Complete Parts I and II. See instructions for determining a contributor's total contributions.

Special Rules

- ☐ For an organization described in section 501(c)(3) filing Form 990 or 990-EZ that met the 33¹/₃% support test of the regulations under sections 509(a)(1) and 170(b)(1)(A)(vi), that checked Schedule A (Form 990 or 990-EZ), Part II, line 13, 16a, or 16b, and that received from any one contributor, during the year, total contributions of the greater of (1) \$5,000 or (2) 2% of the amount on (i) Form 990, Part VIII, line 1h, or (ii) Form 990-EZ, line 1. Complete Parts I and II.
- ☐ For an organization described in section 501(c)(7), (8), or (10) filing Form 990 or 990-EZ that received from any one contributor, during the year, total contributions of more than \$1,000 *exclusively* for religious, charitable, scientific, literary, or educational purposes, or for the prevention of cruelty to children or animals. Complete Parts I, II, and III.
- ☐ For an organization described in section 501(c)(7), (8), or (10) filing Form 990 or 990-EZ that received from any one contributor, during the year, contributions *exclusively* for religious, charitable, etc., purposes, but no such contributions totaled more than \$1,000. If this box is checked, enter here the total contributions that were received during the year for an *exclusively* religious, charitable, etc., purpose. Don't complete any of the parts unless the **General Rule** applies to this organization because it received *nonexclusively* religious, charitable, etc., contributions totaling \$5,000 or more during the year. . . . ▶ \$ _____

Caution. An organization that isn't covered by the General Rule and/or the Special Rules doesn't file Schedule B (Form 990, 990-EZ, or 990-PF), but it **must** answer "No" on Part IV, line 2, of its Form 990, or check the box on line H of its Form 990-EZ or on its Form 990PF, Part I, line 2, to certify that it doesn't meet the filing requirements of Schedule B (Form 990, 990-EZ, or 990-PF).

Name of organization THE CHANTICLEER FOUNDATION	Employer identification number 23-2052829
---	---

Part I **Contributors** (See instructions) Use duplicate copies of Part I if additional space is needed

(a) No.	(b) Name, address, and ZIP + 4	(c) Total contributions	(d) Type of contribution
1	THE CHANTICLEER CHARITABLE TRUST 1735 MARKET STREET PHILADELPHIA, PA 19103	\$ 3,441,693	Person <input checked="" type="checkbox"/> Payroll <input type="checkbox"/> Noncash <input type="checkbox"/> (Complete Part II for noncash contributions)
2	CHRISTINE HAYWORTH 8432 NUBBIN RIDGE ROAD KNOXVILLE, TN 37923	\$ 45,000	Person <input checked="" type="checkbox"/> Payroll <input type="checkbox"/> Noncash <input checked="" type="checkbox"/> (Complete Part II for noncash contributions)
.		\$	Person <input type="checkbox"/> Payroll <input type="checkbox"/> Noncash <input type="checkbox"/> (Complete Part II for noncash contributions)
.		\$	Person <input type="checkbox"/> Payroll <input type="checkbox"/> Noncash <input type="checkbox"/> (Complete Part II for noncash contributions)
.		\$	Person <input type="checkbox"/> Payroll <input type="checkbox"/> Noncash <input type="checkbox"/> (Complete Part II for noncash contributions)
.		\$	Person <input type="checkbox"/> Payroll <input type="checkbox"/> Noncash <input type="checkbox"/> (Complete Part II for noncash contributions)
.		\$	Person <input type="checkbox"/> Payroll <input type="checkbox"/> Noncash <input type="checkbox"/> (Complete Part II for noncash contributions)

Name of organization THE CHANTICLEER FOUNDATION	Employer identification number 23-2052829
---	---

Part II Noncash Property			
(a) No. from Part I	(b) Description of noncash property given	(c) FMV (or estimate) (See instructions)	(d) Date received
2	PAINTING OF EMILY ROSENGARTEN	\$ 45 000	2018-03-13
(a) No. from Part I	(b) Description of noncash property given	(c) FMV (or estimate) (See instructions)	(d) Date received
		\$	
(a) No. from Part I	(b) Description of noncash property given	(c) FMV (or estimate) (See instructions)	(d) Date received
		\$	
(a) No. from Part I	(b) Description of noncash property given	(c) FMV (or estimate) (See instructions)	(d) Date received
		\$	
(a) No. from Part I	(b) Description of noncash property given	(c) FMV (or estimate) (See instructions)	(d) Date received
		\$	
(a) No. from Part I	(b) Description of noncash property given	(c) FMV (or estimate) (See instructions)	(d) Date received
		\$	
(a) No. from Part I	(b) Description of noncash property given	(c) FMV (or estimate) (See instructions)	(d) Date received
		\$	

Name of organization THE CHANTICLEER FOUNDATION	Employer identification number 23-2052829
--	--

Part III

Exclusively religious, charitable, etc., contributions to organizations described in section 501(c)(7), (8), or (10) that total more than \$1,000 for the year from any one contributor. Complete columns (a) through (e) and the following line entry. For organizations completing Part III, enter the total of **exclusively** religious, charitable, etc., contributions of **\$1,000 or less** for the year. (Enter this information once. See instructions.) ► \$ _____

Use duplicate copies of Part III if additional space is needed

(a) No. from Part I	(b) Purpose of gift	(c) Use of gift	(d) Description of how gift is held
	<div></div>	<div></div>	<div></div>
	(e) Transfer of gift		
	Transferee's name, address, and ZIP 4	Relationship of transferor to transferee	
	<div></div>	<div></div>	
	<div></div>	<div></div>	<div></div>
	(e) Transfer of gift		
	Transferee's name, address, and ZIP 4	Relationship of transferor to transferee	
	<div></div>	<div></div>	
	<div></div>	<div></div>	<div></div>
	(e) Transfer of gift		
	Transferee's name, address, and ZIP 4	Relationship of transferor to transferee	
	<div></div>	<div></div>	
	<div></div>	<div></div>	<div></div>
	(e) Transfer of gift		
	Transferee's name, address, and ZIP 4	Relationship of transferor to transferee	
	<div></div>	<div></div>	
	<div></div>	<div></div>	<div></div>
	(e) Transfer of gift		
	Transferee's name, address, and ZIP 4	Relationship of transferor to transferee	
	<div></div>	<div></div>	