

For calendar year 2018, or tax year beginning 01-01-2018, and ending 12-31-2018

Name of foundation JOB HAINES HOME FOR AGED PEOPLE		A Employer identification number 22-0972180	
Number and street (or P O box number if mail is not delivered to street address) 250 BLOOMFIELD AVENUE		Room/suite	
City or town, state or province, country, and ZIP or foreign postal code Bloomfield, NJ 07003		B Telephone number (see instructions)	
G Check all that apply <div><input type="checkbox"/> Initial return</div> <div><input type="checkbox"/> Initial return of a former public charity</div> <div><input type="checkbox"/> Final return</div> <div><input type="checkbox"/> Amended return</div> <div><input type="checkbox"/> Address change</div> <div><input type="checkbox"/> Name change</div>		D 1. Foreign organizations, check here 2 Foreign organizations meeting the 85% test, check here and attach computation	
H Check type of organization <input checked="" type="checkbox"/> Section 501(c)(3) exempt private foundation <input type="checkbox"/> Section 4947(a)(1) nonexempt charitable trust <input type="checkbox"/> Other taxable private foundation		E If private foundation status was terminated under section 507(b)(1)(A), check here	
I Fair market value of all assets at end of year (from Part II, col (c), line 16) ▶ \$ 51,839,093		F If the foundation is in a 60-month termination under section 507(b)(1)(B), check here	
J Accounting method <input type="checkbox"/> Cash <input checked="" type="checkbox"/> Accrual <input type="checkbox"/> Other (specify) (Part I, column (d) must be on cash basis)			

Part I Analysis of Revenue and Expenses (The total of amounts in columns (b), (c), and (d) may not necessarily equal the amounts in column (a) (see instructions))		(a) Revenue and expenses per books	(b) Net investment income	(c) Adjusted net income	(d) Disbursements for charitable purposes (cash basis only)
Revenue	1 Contributions, gifts, grants, etc , received (attach schedule)				
	2 Check <input checked="" type="checkbox"/> if the foundation is not required to attach Sch B				
	3 Interest on savings and temporary cash investments				
	4 Dividends and interest from securities	1,112,287	1,112,287	1,112,287	
	5a Gross rents				
	b Net rental income or (loss)				
	6a Net gain or (loss) from sale of assets not on line 10	2,817,062			
	b Gross sales price for all assets on line 6a				
		8,645,473			
	7 Capital gain net income (from Part IV, line 2)		2,817,062		
	8 Net short-term capital gain				
	9 Income modifications				
Operating and Administrative Expenses	10a Gross sales less returns and allowances				
	b Less Cost of goods sold				
	c Gross profit or (loss) (attach schedule)				
	11 Other income (attach schedule)	9,195,223			
	12 Total. Add lines 1 through 11	13,124,572	3,929,349	1,112,287	
	13 Compensation of officers, directors, trustees, etc	222,533			222,533
	14 Other employee salaries and wages	6,243,772			6,243,772
	15 Pension plans, employee benefits	1,305,064			1,305,064
	16a Legal fees (attach schedule)	34,626			34,626
	b Accounting fees (attach schedule)	100,794			100,794
	c Other professional fees (attach schedule)	342,111	220,019		122,092
	17 Interest	231,602			231,602
	18 Taxes (attach schedule) (see instructions)	637,323			637,323
	19 Depreciation (attach schedule) and depletion	855,706			
	20 Occupancy				
	21 Travel, conferences, and meetings				
	22 Printing and publications				
	23 Other expenses (attach schedule)	3,012,288			3,012,288
	24 Total operating and administrative expenses. Add lines 13 through 23	12,985,819	220,019		11,910,094
	25 Contributions, gifts, grants paid	0			0
	26 Total expenses and disbursements. Add lines 24 and 25	12,985,819	220,019		11,910,094
	27 Subtract line 26 from line 12				
	a Excess of revenue over expenses and disbursements	138,753			
	b Net investment income (if negative, enter -0-)		3,709,330		
				1,112,287	

Part II Balance Sheets		Attached schedules and amounts in the description column should be for end-of-year amounts only (See instructions)			
		Beginning of year	End of year		
		(a) Book Value	(b) Book Value	(c) Fair Market Value	
Assets	1 Cash—non-interest-bearing	865,501	1,431,693	1,431,693	
	2 Savings and temporary cash investments				
	3 Accounts receivable ▶ <u>636,227</u>				
	Less allowance for doubtful accounts ▶ <u>60,562</u>	483,998	575,665	575,665	
	4 Pledges receivable ▶ _____				
	Less allowance for doubtful accounts ▶ _____				
	5 Grants receivable				
	6 Receivables due from officers, directors, trustees, and other disqualified persons (attach schedule) (see instructions)				
	7 Other notes and loans receivable (attach schedule) ▶ _____				
	Less allowance for doubtful accounts ▶ _____				
	8 Inventories for sale or use				
	9 Prepaid expenses and deferred charges	468,857	409,408	409,408	
	10a Investments—U S and state government obligations (attach schedule)				
	b Investments—corporate stock (attach schedule)	39,987,339	35,432,707	35,432,707	
	c Investments—corporate bonds (attach schedule)				
	Liabilities	11 Investments—land, buildings, and equipment basis ▶ _____			
Less accumulated depreciation (attach schedule) ▶ _____					
12 Investments—mortgage loans					
13 Investments—other (attach schedule)					
14 Land, buildings, and equipment basis ▶ <u>23,890,487</u>					
Less accumulated depreciation (attach schedule) ▶ <u>9,900,867</u>		14,083,620	13,989,620	13,989,620	
15 Other assets (describe ▶ _____)		561,773			
16 Total assets (to be completed by all filers—see the instructions Also, see page 1, item I)		56,451,088	51,839,093	51,839,093	
Net Assets or Fund Balances		17 Accounts payable and accrued expenses	1,533,259	1,489,281	
		18 Grants payable			
		19 Deferred revenue			
		20 Loans from officers, directors, trustees, and other disqualified persons			
		21 Mortgages and other notes payable (attach schedule)	8,553,167	8,326,245	
		22 Other liabilities (describe ▶ _____)			
		23 Total liabilities (add lines 17 through 22)	10,086,426	9,815,526	
		Foundations that follow SFAS 117, check here <input checked="" type="checkbox"/> and complete lines 24 through 26 and lines 30 and 31.			
24 Unrestricted	46,364,662	42,023,567			
25 Temporarily restricted					
26 Permanently restricted					
Foundations that do not follow SFAS 117, check here <input type="checkbox"/> and complete lines 27 through 31.					
27 Capital stock, trust principal, or current funds					
28 Paid-in or capital surplus, or land, bldg, and equipment fund					
29 Retained earnings, accumulated income, endowment, or other funds					
30 Total net assets or fund balances (see instructions)	46,364,662	42,023,567			
31 Total liabilities and net assets/fund balances (see instructions) .	56,451,088	51,839,093			

Part III Analysis of Changes in Net Assets or Fund Balances

1 Total net assets or fund balances at beginning of year—Part II, column (a), line 30 (must agree with end-of-year figure reported on prior year's return)	1	46,364,662
2 Enter amount from Part I, line 27a	2	138,753
3 Other increases not included in line 2 (itemize) ▶ _____	3	
4 Add lines 1, 2, and 3	4	46,503,415
5 Decreases not included in line 2 (itemize) ▶ _____	5	4,479,848
6 Total net assets or fund balances at end of year (line 4 minus line 5)—Part II, column (b), line 30 .	6	42,023,567

Part IV Capital Gains and Losses for Tax on Investment Income

(a) List and describe the kind(s) of property sold (e g , real estate, 2-story brick warehouse, or common stock, 200 shs MLC Co)		(b) How acquired P—Purchase D—Donation	(c) Date acquired (mo , day, yr)	(d) Date sold (mo , day, yr)
1 a JANUS FUNDS		P	2018-03-27	2018-12-17
b JP MORGAN MORTGAGE		P	2016-01-12	2018-02-20
c JP MORGAN MORTGAGE		P	2018-03-27	2018-12-27
d PRIME CAP FUNDS		P	2012-08-12	2018-03-27
e VAGGUARD INTERNATIONAL		P	2012-07-10	2018-03-09

(e) Gross sales price	(f) Depreciation allowed (or allowable)	(g) Cost or other basis plus expense of sale	(h) Gain or (loss) (e) plus (f) minus (g)
a 1,238,000		1,242,093	-4,093
b 315,000		324,006	-9,006
c 923,000		931,814	-8,814
d 2,650,000		1,283,423	1,366,577
e 3,519,473		2,047,075	1,472,398

Complete only for assets showing gain in column (h) and owned by the foundation on 12/31/69			(l) Gains (Col (h) gain minus col (k), but not less than -0-) or Losses (from col (h))
(i) F M V as of 12/31/69	(j) Adjusted basis as of 12/31/69	(k) Excess of col (i) over col (j), if any	
a			-4,093
b			-9,006
c			-8,814
d			1,366,577
e			1,472,398

2 Capital gain net income or (net capital loss)	If gain, also enter in Part I, line 7 If (loss), enter -0- in Part I, line 7	2	2,817,062
3 Net short-term capital gain or (loss) as defined in sections 1222(5) and (6) If gain, also enter in Part I, line 8, column (c) (see instructions) If (loss), enter -0- in Part I, line 8		3	-12,907

Part V Qualification Under Section 4940(e) for Reduced Tax on Net Investment Income

(For optional use by domestic private foundations subject to the section 4940(a) tax on net investment income)

If section 4940(d)(2) applies, leave this part blank

Was the foundation liable for the section 4942 tax on the distributable amount of any year in the base period?

☐ Yes ☐ No

If "Yes," the foundation does not qualify under section 4940(e) Do not complete this part

1 Enter the appropriate amount in each column for each year, see instructions before making any entries

(a) Base period years Calendar year (or tax year beginning in)	(b) Adjusted qualifying distributions	(c) Net value of noncharitable-use assets	(d) Distribution ratio (col (b) divided by col (c))
2017			
2016			
2015			
2014			
2013			

2 Total of line 1, column (d)	2	
3 Average distribution ratio for the 5-year base period—divide the total on line 2 by 5 0, or by the number of years the foundation has been in existence if less than 5 years	3	
4 Enter the net value of noncharitable-use assets for 2018 from Part X, line 5	4	
5 Multiply line 4 by line 3	5	0
6 Enter 1% of net investment income (1% of Part I, line 27b)	6	
7 Add lines 5 and 6	7	0
8 Enter qualifying distributions from Part XII, line 4	8	

If line 8 is equal to or greater than line 7, check the box in Part VI, line 1b, and complete that part using a 1% tax rate See the Part VI instructions

Part VI Excise Tax Based on Investment Income (Section 4940(a), 4940(b), 4940(e), or 4948—see instructions)

1a	Exempt operating foundations described in section 4940(d)(2), check here <input checked="" type="checkbox"/> and enter "N/A" on line 1 Date of ruling or determination letter <u>1974-01-14</u> (attach copy of letter if necessary—see instructions)	1	N/A		
b	Domestic foundations that meet the section 4940(e) requirements in Part V, check here <input type="checkbox"/> and enter 1% of Part I, line 27b				
c	All other domestic foundations enter 2% of line 27b. Exempt foreign organizations enter 4% of Part I, line 12, col (b)	2			
2	Tax under section 511 (domestic section 4947(a)(1) trusts and taxable foundations only. Others enter -0-)				
3	Add lines 1 and 2.	3			
4	Subtitle A (income) tax (domestic section 4947(a)(1) trusts and taxable foundations only. Others enter -0-)	4			
5	Tax based on investment income. Subtract line 4 from line 3. If zero or less, enter -0-.	5	0		
6	Credits/Payments	7			
a	2018 estimated tax payments and 2017 overpayment credited to 2018			6a	
b	Exempt foreign organizations—tax withheld at source			6b	
c	Tax paid with application for extension of time to file (Form 8868)			6c	
d	Backup withholding erroneously withheld			6d	
7	Total credits and payments. Add lines 6a through 6d.	7			
8	Enter any penalty for underpayment of estimated tax. Check here <input type="checkbox"/> if Form 2220 is attached	8			
9	Tax due. If the total of lines 5 and 8 is more than line 7, enter amount owed .	9			
10	Overpayment. If line 7 is more than the total of lines 5 and 8, enter the amount overpaid .	10			
11	Enter the amount of line 10 to be Credited to 2019 estimated tax <input type="checkbox"/> Refunded <input type="checkbox"/>	11			

Part VII-A Statements Regarding Activities

	Yes	No
1a During the tax year, did the foundation attempt to influence any national, state, or local legislation or did it participate or intervene in any political campaign?	1a	No
b Did it spend more than \$100 during the year (either directly or indirectly) for political purposes? (see Instructions for definition). <i>If the answer is "Yes" to 1a or 1b, attach a detailed description of the activities and copies of any materials published or distributed by the foundation in connection with the activities</i>	1b	No
c Did the foundation file Form 1120-POL for this year?	1c	No
d Enter the amount (if any) of tax on political expenditures (section 4955) imposed during the year (1) On the foundation <input type="checkbox"/> \$ _____ (2) On foundation managers <input type="checkbox"/> \$ _____		
e Enter the reimbursement (if any) paid by the foundation during the year for political expenditure tax imposed on foundation managers <input type="checkbox"/> \$ _____		
2 Has the foundation engaged in any activities that have not previously been reported to the IRS? <i>If "Yes," attach a detailed description of the activities</i>	2	No
3 Has the foundation made any changes, not previously reported to the IRS, in its governing instrument, articles of incorporation, or bylaws, or other similar instruments? <i>If "Yes," attach a conformed copy of the changes</i>	3	No
4a Did the foundation have unrelated business gross income of \$1,000 or more during the year?	4a	Yes
b If "Yes," has it filed a tax return on Form 990-T for this year?	4b	Yes
5 Was there a liquidation, termination, dissolution, or substantial contraction during the year? <i>If "Yes," attach the statement required by General Instruction T</i>	5	No
6 Are the requirements of section 508(e) (relating to sections 4941 through 4945) satisfied either • By language in the governing instrument, or • By state legislation that effectively amends the governing instrument so that no mandatory directions that conflict with the state law remain in the governing instrument?	6	No
7 Did the foundation have at least \$5,000 in assets at any time during the year? <i>If "Yes," complete Part II, col (c), and Part XV</i>	7	Yes
8a Enter the states to which the foundation reports or with which it is registered (see instructions) <input type="checkbox"/> NJ		
b If the answer is "Yes" to line 7, has the foundation furnished a copy of Form 990-PF to the Attorney General (or designate) of each state as required by General Instruction G? <i>If "No," attach explanation.</i>	8b	Yes
9 Is the foundation claiming status as a private operating foundation within the meaning of section 4942(j)(3) or 4942(j)(5) for calendar year 2018 or the taxable year beginning in 2018? See the instructions for Part XIV. <i>If "Yes," complete Part XIV</i>	9	Yes
10 Did any persons become substantial contributors during the tax year? <i>If "Yes," attach a schedule listing their names and addresses</i>	10	No

Part VII-A Statements Regarding Activities (continued)

11	At any time during the year, did the foundation, directly or indirectly, own a controlled entity within the meaning of section 512(b)(13)? If "Yes," attach schedule. See instructions.	11		No
12	Did the foundation make a distribution to a donor advised fund over which the foundation or a disqualified person had advisory privileges? If "Yes," attach statement. See instructions.	12		No
13	Did the foundation comply with the public inspection requirements for its annual returns and exemption application? Website address ▶ <u>NHAVERONJOB-HAINES.ORG</u>	13	Yes	
14	The books are in care of ▶ <u>NOREEN HAVERON</u> Telephone no ▶ <u>(973) 743-0792</u>			

Located at **▶** 250 BLOOMFIELD AVENUE Bloomfield NJZIP+4 **▶** 07003

15	Section 4947(a)(1) nonexempt charitable trusts filing Form 990-PF in lieu of Form 1041 —check here ▶ <input type="checkbox"/>			
	and enter the amount of tax-exempt interest received or accrued during the year ▶ <u>15</u>			
16	At any time during calendar year 2018, did the foundation have an interest in or a signature or other authority over a bank, securities, or other financial account in a foreign country?	16	Yes	No
	See the instructions for exceptions and filing requirements for FinCEN Form 114. If "Yes", enter the name of the foreign country ▶			

Part VII-B Statements Regarding Activities for Which Form 4720 May Be Required**File Form 4720 if any item is checked in the "Yes" column, unless an exception applies.**

1a	During the year did the foundation (either directly or indirectly)		Yes	No
	(1) Engage in the sale or exchange, or leasing of property with a disqualified person? <input type="checkbox"/> Yes <input checked="" type="checkbox"/> No			
	(2) Borrow money from, lend money to, or otherwise extend credit to (or accept it from) a disqualified person? <input type="checkbox"/> Yes <input checked="" type="checkbox"/> No			
	(3) Furnish goods, services, or facilities to (or accept them from) a disqualified person? <input type="checkbox"/> Yes <input checked="" type="checkbox"/> No			
	(4) Pay compensation to, or pay or reimburse the expenses of, a disqualified person? <input type="checkbox"/> Yes <input checked="" type="checkbox"/> No			
	(5) Transfer any income or assets to a disqualified person (or make any of either available for the benefit or use of a disqualified person)? <input type="checkbox"/> Yes <input checked="" type="checkbox"/> No			
	(6) Agree to pay money or property to a government official? (Exception. Check "No" if the foundation agreed to make a grant to or to employ the official for a period after termination of government service, if terminating within 90 days). <input type="checkbox"/> Yes <input checked="" type="checkbox"/> No			
b	If any answer is "Yes" to 1a(1)–(6), did any of the acts fail to qualify under the exceptions described in Regulations section 53.4941(d)-3 or in a current notice regarding disaster assistance? See instructions. <input type="checkbox"/>	1b		
c	Did the foundation engage in a prior year in any of the acts described in 1a, other than excepted acts, that were not corrected before the first day of the tax year beginning in 2018?	1c		No
2	Taxes on failure to distribute income (section 4942) (does not apply for years the foundation was a private operating foundation defined in section 4942(j)(3) or 4942(j)(5))			
a	At the end of tax year 2018, did the foundation have any undistributed income (lines 6d and 6e, Part XIII) for tax year(s) beginning before 2018? <input type="checkbox"/> Yes <input checked="" type="checkbox"/> No If "Yes," list the years ▶ 20____, 20____, 20____, 20____			
b	Are there any years listed in 2a for which the foundation is not applying the provisions of section 4942(a)(2) (relating to incorrect valuation of assets) to the year's undistributed income? (If applying section 4942(a)(2) to all years listed, answer "No" and attach statement—see instructions).	2b		No
c	If the provisions of section 4942(a)(2) are being applied to any of the years listed in 2a, list the years here ▶ 20____, 20____, 20____, 20____			
3a	Did the foundation hold more than a 2% direct or indirect interest in any business enterprise at any time during the year? <input type="checkbox"/> Yes <input checked="" type="checkbox"/> No			
b	If "Yes," did it have excess business holdings in 2018 as a result of (1) any purchase by the foundation or disqualified persons after May 26, 1969, (2) the lapse of the 5-year period (or longer period approved by the Commissioner under section 4943(c)(7)) to dispose of holdings acquired by gift or bequest, or (3) the lapse of the 10-, 15-, or 20-year first phase holding period? (Use Schedule C, Form 4720, to determine if the foundation had excess business holdings in 2018).	3b		
4a	Did the foundation invest during the year any amount in a manner that would jeopardize its charitable purposes?	4a		No
b	Did the foundation make any investment in a prior year (but after December 31, 1969) that could jeopardize its charitable purpose that had not been removed from jeopardy before the first day of the tax year beginning in 2018?	4b		No

Part VII-B Statements Regarding Activities for Which Form 4720 May Be Required (continued)

5a	During the year did the foundation pay or incur any amount to		Yes	No
(1)	Carry on propaganda, or otherwise attempt to influence legislation (section 4945(e))?	<input type="checkbox"/> Yes <input checked="" type="checkbox"/> No		
(2)	Influence the outcome of any specific public election (see section 4955), or to carry on, directly or indirectly, any voter registration drive?	<input type="checkbox"/> Yes <input checked="" type="checkbox"/> No		
(3)	Provide a grant to an individual for travel, study, or other similar purposes?	<input type="checkbox"/> Yes <input checked="" type="checkbox"/> No		
(4)	Provide a grant to an organization other than a charitable, etc., organization described in section 4945(d)(4)(A)? See instructions.	<input type="checkbox"/> Yes <input checked="" type="checkbox"/> No		
(5)	Provide for any purpose other than religious, charitable, scientific, literary, or educational purposes, or for the prevention of cruelty to children or animals?	<input type="checkbox"/> Yes <input checked="" type="checkbox"/> No		
b	If any answer is "Yes" to 5a(1)–(5), did any of the transactions fail to qualify under the exceptions described in Regulations section 53.4945 or in a current notice regarding disaster assistance? See instructions.		5b	
	Organizations relying on a current notice regarding disaster assistance check here.	<input type="checkbox"/>		
c	If the answer is "Yes" to question 5a(4), does the foundation claim exemption from the tax because it maintained expenditure responsibility for the grant?	<input type="checkbox"/> Yes <input type="checkbox"/> No		
	If "Yes," attach the statement required by Regulations section 53.4945–5(d)			
6a	Did the foundation, during the year, receive any funds, directly or indirectly, to pay premiums on a personal benefit contract?	<input type="checkbox"/> Yes <input checked="" type="checkbox"/> No	6b	No
b	Did the foundation, during the year, pay premiums, directly or indirectly, on a personal benefit contract?			
	If "Yes" to 6b, file Form 8870			
7a	At any time during the tax year, was the foundation a party to a prohibited tax shelter transaction?	<input type="checkbox"/> Yes <input checked="" type="checkbox"/> No	7b	
b	If yes, did the foundation receive any proceeds or have any net income attributable to the transaction?			
8	Is the foundation subject to the section 4960 tax on payment(s) of more than \$1,000,000 in remuneration or excess parachute payment during the year?	<input type="checkbox"/> Yes <input checked="" type="checkbox"/> No		

Part VIII Information About Officers, Directors, Trustees, Foundation Managers, Highly Paid Employees, and Contractors**1 List all officers, directors, trustees, foundation managers and their compensation. See instructions**

(a) Name and address	(b) Title, and average hours per week devoted to position	(c) Compensation (If not paid, enter -0-)	(d) Contributions to employee benefit plans and deferred compensation	(e) Expense account, other allowances
See Additional Data Table				

2 Compensation of five highest-paid employees (other than those included on line 1—see instructions). If none, enter "NONE."

(a) Name and address of each employee paid more than \$50,000	(b) Title, and average hours per week devoted to position	(c) Compensation	(d) Contributions to employee benefit plans and deferred compensation	(e) Expense account, other allowances
EVELYNE LEMMY 250 BLOOMFIELD AVENUE Bloomfield, NJ 07003	DIRECTOR OF NURSING 40 00	167,533	23,345	0
DAVID REPOLI 250 BLOOMFIELD AVENUE Bloomfield, NJ 07003	FACILITY ADMINISTRAT 40 00	147,793	21,714	0
DEVON GROCE 250 BLOOMFIELD AVENUE Bloomfield, NJ 07003	ADON 40 00	146,498	21,607	0
ELIZABETH POWERS 250 BLOOMFIELD AVENUE Bloomfield, NJ 07003	REGISTERED NURSE 40 00	117,714	19,167	0
EVELYN LUKUNZE 250 BLOOMFIELD AVENUE Bloomfield, NJ 07003	NURSE RN 40 00	110,116	18,540	0

Total number of other employees paid over \$50,000. 27

Part VIII Information About Officers, Directors, Trustees, Foundation Managers, Highly Paid Employees, and Contractors (continued)**3 Five highest-paid independent contractors for professional services (see instructions). If none, enter "NONE".**

(a) Name and address of each person paid more than \$50,000	(b) Type of service	(c) Compensation
SUELLEN SPILLANE INTERIORS 29 EHRET AVENUE Harrington Park, NJ 07640	INSURANCE	98,409
SYNERTX 7540 NORTH 19TH AVENUE Phoenix, AZ 85021	THERAPIES	116,562
Novetix Corporation 353 Pacific Avenue Jersey City, NJ 07005	Computer IT	95,734
GENERATION PAHAMACY 85 FULTON STREET Boonton, NJ 07005	PHARMACY GROUP	179,657
CIOFFI ELECTRIC 1583 LIVINGSTON AVE North Brunswick, NJ 08902	ELECTRIC CONTR	241,434
Total number of others receiving over \$50,000 for professional services. ▶		3

Part IX-A Summary of Direct Charitable Activities

List the foundation's four largest direct charitable activities during the tax year. Include relevant statistical information such as the number of organizations and other beneficiaries served, conferences convened, research papers produced, etc.

	Expenses
1 THE FOUNDATION PROVIDES HEALTH AND RESIDENT CARE FOR THE ELDERLY	12,985,819
2 _____	

3 _____	

4 _____	

Part IX-B Summary of Program-Related Investments (see instructions)

Describe the two largest program-related investments made by the foundation during the tax year on lines 1 and 2	Amount
1 _____	

2 _____	

All other program-related investments. See instructions.	
3 _____	

Total. Add lines 1 through 3 ▶	

Part X Minimum Investment Return (All domestic foundations must complete this part. Foreign foundations, see instructions.)

1	Fair market value of assets not used (or held for use) directly in carrying out charitable, etc., purposes		
a	Average monthly fair market value of securities.	1a	38,975,484
b	Average of monthly cash balances.	1b	516,456
c	Fair market value of all other assets (see instructions).	1c	0
d	Total (add lines 1a, b, and c).	1d	39,491,940
e	Reduction claimed for blockage or other factors reported on lines 1a and 1c (attach detailed explanation).	1e	
2	Acquisition indebtedness applicable to line 1 assets.	2	0
3	Subtract line 2 from line 1d.	3	39,491,940
4	Cash deemed held for charitable activities. Enter 1 1/2% of line 3 (for greater amount, see instructions).	4	516,456
5	Net value of noncharitable-use assets. Subtract line 4 from line 3. Enter here and on Part V, line 4.	5	38,975,484
6	Minimum investment return. Enter 5% of line 5.	6	1,948,774

Part XI Distributable Amount (see instructions) (Section 4942(j)(3) and (j)(5) private operating foundations and certain foreign organizations check here ☒ and do not complete this part.)

1	Minimum investment return from Part X, line 6.	1	
2a	Tax on investment income for 2018 from Part VI, line 5.	2a	
b	Income tax for 2018 (This does not include the tax from Part VI).	2b	
c	Add lines 2a and 2b.	2c	
3	Distributable amount before adjustments. Subtract line 2c from line 1.	3	
4	Recoveries of amounts treated as qualifying distributions.	4	
5	Add lines 3 and 4.	5	
6	Deduction from distributable amount (see instructions).	6	
7	Distributable amount as adjusted. Subtract line 6 from line 5. Enter here and on Part XIII, line 1.	7	

Part XII Qualifying Distributions (see instructions)

1	Amounts paid (including administrative expenses) to accomplish charitable, etc., purposes		
a	Expenses, contributions, gifts, etc.—total from Part I, column (d), line 26.	1a	11,910,094
b	Program-related investments—total from Part IX-B.	1b	
2	Amounts paid to acquire assets used (or held for use) directly in carrying out charitable, etc., purposes.	2	761,706
3	Amounts set aside for specific charitable projects that satisfy the		
a	Suitability test (prior IRS approval required).	3a	
b	Cash distribution test (attach the required schedule).	3b	
4	Qualifying distributions. Add lines 1a through 3b. Enter here and on Part V, line 8, and Part XIII, line 4.	4	12,671,800
5	Foundations that qualify under section 4940(e) for the reduced rate of tax on net investment income. Enter 1% of Part I, line 27b. See instructions.	5	
6	Adjusted qualifying distributions. Subtract line 5 from line 4.	6	12,671,800

Note: The amount on line 6 will be used in Part V, column (b), in subsequent years when calculating whether the foundation qualifies for the section 4940(e) reduction of tax in those years.

Part XIII Undistributed Income (see instructions)

	(a) Corpus	(b) Years prior to 2017	(c) 2017	(d) 2018
1 Distributable amount for 2018 from Part XI, line 7				
2 Undistributed income, if any, as of the end of 2018				
a Enter amount for 2017 only.				
b Total for prior years 20____, 20____, 20____				
3 Excess distributions carryover, if any, to 2018				
a From 2013.				
b From 2014.				
c From 2015.				
d From 2016.				12,575,801
e From 2017.				14,381,815
f Total of lines 3a through e.	26,957,616			
4 Qualifying distributions for 2018 from Part XII, line 4 ▶ \$ <u>12,671,800</u>				
a Applied to 2017, but not more than line 2a				
b Applied to undistributed income of prior years (Election required—see instructions).				
c Treated as distributions out of corpus (Election required—see instructions).				
d Applied to 2018 distributable amount.				
e Remaining amount distributed out of corpus	12,671,800			
5 Excess distributions carryover applied to 2018 (If an amount appears in column (d), the same amount must be shown in column (a))				
6 Enter the net total of each column as indicated below:				
a Corpus Add lines 3f, 4c, and 4e Subtract line 5	39,629,416			
b Prior years' undistributed income Subtract line 4b from line 2b				
c Enter the amount of prior years' undistributed income for which a notice of deficiency has been issued, or on which the section 4942(a) tax has been previously assessed.				
d Subtract line 6c from line 6b Taxable amount—see instructions				
e Undistributed income for 2017 Subtract line 4a from line 2a Taxable amount—see instructions				
f Undistributed income for 2018 Subtract lines 4d and 5 from line 1 This amount must be distributed in 2019				
7 Amounts treated as distributions out of corpus to satisfy requirements imposed by section 170(b)(1)(F) or 4942(g)(3) (Election may be required - see instructions).				
8 Excess distributions carryover from 2013 not applied on line 5 or line 7 (see instructions).				
9 Excess distributions carryover to 2019. Subtract lines 7 and 8 from line 6a	39,629,416			
10 Analysis of line 9				
a Excess from 2014.				
b Excess from 2015.				
c Excess from 2016.				12,575,801
d Excess from 2017.				14,381,815
e Excess from 2018.				12,671,800

Part XIV Private Operating Foundations (see instructions and Part VII-A, question 9)

1a If the foundation has received a ruling or determination letter that it is a private operating foundation, and the ruling is effective for 2018, enter the date of the ruling. 1974-01-14

b Check box to indicate whether the organization is a private operating foundation described in section ☒ 4942(j)(3) or ☐ 4942(j)(5)

	Tax year	Prior 3 years			(e) Total
	(a) 2018	(b) 2017	(c) 2016	(d) 2015	
2a Enter the lesser of the adjusted net income from Part I or the minimum investment return from Part X for each year listed	1,112,287	773,201	746,191	773,201	3,404,880
b 85% of line 2a	945,444	657,221	634,262	657,221	2,894,148
c Qualifying distributions from Part XII, line 4 for each year listed	12,671,800	14,381,815	12,575,801	11,352,504	50,981,920
d Amounts included in line 2c not used directly for active conduct of exempt activities					
e Qualifying distributions made directly for active conduct of exempt activities. Subtract line 2d from line 2c	12,671,800	14,381,815	12,575,801	11,352,504	50,981,920
3 Complete 3a, b, or c for the alternative test relied upon					
a "Assets" alternative test—enter					
(1) Value of all assets					
(2) Value of assets qualifying under section 4942(j)(3)(B)(i)					
b "Endowment" alternative test— enter 2/3 of minimum investment return shown in Part X, line 6 for each year listed.	1,299,183	1,303,448	1,374,074	1,281,199	5,257,904
c "Support" alternative test—enter					
(1) Total support other than gross investment income (interest, dividends, rents, payments on securities loans (section 512(a)(5)), or royalties)					
(2) Support from general public and 5 or more exempt organizations as provided in section 4942(j)(3)(B)(iii).					
(3) Largest amount of support from an exempt organization					
(4) Gross investment income					

Part XV Supplementary Information (Complete this part only if the foundation had \$5,000 or more in assets at any time during the year—see instructions.)

1 Information Regarding Foundation Managers:

a List any managers of the foundation who have contributed more than 2% of the total contributions received by the foundation before the close of any tax year (but only if they have contributed more than \$5,000) (See section 507(d)(2))
NONE

b List any managers of the foundation who own 10% or more of the stock of a corporation (or an equally large portion of the ownership of a partnership or other entity) of which the foundation has a 10% or greater interest
NONE

2 Information Regarding Contribution, Grant, Gift, Loan, Scholarship, etc., Programs:

Check here ☐ if the foundation only makes contributions to preselected charitable organizations and does not accept unsolicited requests for funds. If the foundation makes gifts, grants, etc. to individuals or organizations under other conditions, complete items 2a, b, c, and d. See instructions.

a The name, address, and telephone number or e-mail address of the person to whom applications should be addressed
NONE
NONE
Bloomfield, NJ 07003
(973) 743-0792

b The form in which applications should be submitted and information and materials they should include
NONE

c Any submission deadlines
NONE

d Any restrictions or limitations on awards, such as by geographical areas, charitable fields, kinds of institutions, or other factors
NONE

Part XV **Supplementary Information** (continued)**3 Grants and Contributions Paid During the Year or Approved for Future Payment**

Recipient Name and address (home or business)	If recipient is an individual, show any relationship to any foundation manager or substantial contributor	Foundation status of recipient	Purpose of grant or contribution	Amount
a <i>Paid during the year</i>				
Total			▶ 3a	
b <i>Approved for future payment</i>				
Total			▶ 3b	

Enter gross amounts unless otherwise indicated

Enter gross amounts unless otherwise indicated	Unrelated business income		Excluded by section 512, 513, or 514		(e) Related or exempt function income (See instructions)
	(a) Business code	(b) Amount	(c) Exclusion code	(d) Amount	
1 Program service revenue					
a <u>RESIDENT FEES</u>			03		
b _____					
c _____					
d _____					
e _____					
f _____					
g Fees and contracts from government agencies					
2 Membership dues and assessments.					
3 Interest on savings and temporary cash investments					
4 Dividends and interest from securities.			03		
5 Net rental income or (loss) from real estate					
a Debt-financed property.					
b Not debt-financed property.					
6 Net rental income or (loss) from personal property					
7 Other investment income.					
8 Gain or (loss) from sales of assets other than inventory					
9 Net income or (loss) from special events					
10 Gross profit or (loss) from sales of inventory					
11 Other revenue a _____					
b _____					
c _____					
d _____					
e _____					
12 Subtotal Add columns (b), (d), and (e).					
13 Total. Add line 12, columns (b), (d), and (e).					

(See worksheet in line 13 instructions to verify calculations)

Part XVI-B Relationship of Activities to the Accomplishment of Exempt Purposes

[illegible]

Part XVII

- 1** Did the organization directly or indirectly engage in any of the following with any other organization described in section 501(c)(3) (other than section 501(c)(3) organizations) or in section 527, relating to political organizations?
- a** Transfers from the reporting foundation to a noncharitable exempt organization of
- (1)** Cash.
- (2)** Other assets.
- b** Other transactions
- (1)** Sales of assets to a noncharitable exempt organization.
- (2)** Purchases of assets from a noncharitable exempt organization.
- (3)** Rental of facilities, equipment, or other assets.
- (4)** Reimbursement arrangements.
- (5)** Loans or loan guarantees.
- (6)** Performance of services or membership or fundraising solicitations.
- c** Sharing of facilities, equipment, mailing lists, other assets, or paid employees.
- d** If the answer to any of the above is "Yes," complete the following schedule. Column **(b)** should always show the fair market value of the goods, other assets, or services given by the reporting foundation. If the foundation received less than fair market value in any transaction or sharing arrangement, show in column **(d)** the value of the goods, other assets, or services received

[illegible]

- 2a** Is the foundation directly or indirectly affiliated with, or related to, one or more tax-exempt organizations described in section 501(c) (other than section 501(c)(3)) or in section 527? ☐ Yes ☒ No

b If "Yes," complete the following schedule













(a) Name of organization	(b) Type of organization	(c) Description of relationship


Sign Here	Under penalties of perjury, I declare that I have examined this return, including accompanying schedules and statements, and to the best of my knowledge and belief, it is true, correct, and complete. Declaration of preparer (other than taxpayer) is based on all information of which preparer has any knowledge.		
	***** _____ Signature of officer or trustee	2019-05-15 _____ Date	***** _____ Title

May the IRS discuss this return with the preparer shown below
 (see instr.)? ☐ Yes ☒ No

Paid Preparer Use Only	Print/Type preparer's name	Preparer's Signature	Date	Check if self-employed <input checked="checked" type="checkbox"/>	PTIN
	GEORGE M LINDORFF		2019-11-15		P00851805
	Firm's name ▶ GEORGE M LINDORFF LLC				Firm's EIN ▶ 47-5482774
	Firm's address ▶ 63 RIDGEROAD Lyndhurst, NJ 07071				Phone no (551) 655-4454

Form 990PF Part VIII Line 1 - List all officers, directors, trustees, foundation managers and their compensation

(a) Name and address	Title, and average hours per week (b) devoted to position	(c) Compensation (If not paid, enter -0-)	(d) Contributions to employee benefit plans and deferred compensation	Expense account, (e) other allowances
NOREEN HAVERON 	EXECUTIVE DIRECTOR PRESIDENT 40 00	224,379	28,167	5,000
250 BLOOMFIELD AVENUE Bloomfield, NJ 07003				
JOHN REDMOND 	CHAIR 2 00	0	0	0
250 BLOOMFIELD AVENUE Bloomfield, NJ 07003				
LAWRENCE REILLY 	VICE-CHAIR 3 00	0	0	0
250 BLOOMFIELD AVENUE Bloomfield, NJ 07003				
BARBARA HURLEY 	SECRETARY 3 00	0	0	0
250 BLOOMFIELD AVENUE Bloomfield, NJ 07003				
H BARTLETT BROWN 	TREASURER 3 00	0	0	0
250 BLOOMFIELD AVENUE Bloomfield, NJ 07003				
GERALD FASANELLA 	ASSISTANT TREASURER 3 00	0	0	0
250 BLOOMFIELD AVENUE Bloomfield, NJ 07003				
JACK BRENNERS	TRUSTEE 3 00	0	0	0
250 BLOOMFIELD AVENUE Bloomfield, NJ 07003				
JOY CHESNICK	TRUSTEE 3 00	0	0	0
250 BLOOMFIELD AVENUE Bloomfield, NJ 07003				
SUSAN CLAPP	TRUSTEE 2 00	0	0	0
250 BLOOMFIELD AVENUE Bloomfield, NJ 07003				
BYRON DE VRIES 	TRUSTEE 2 00	0	0	0
250 BLOOMFIELD AVENUE Bloomfield, NJ 07003				
PEGGY DUNIGAN 	TRUSTEE 2 00	0	0	0
250 BLOOMFIELD AVENUE Bloomfield, NJ 07003				
ROBERT HICCOCK 	TRUSTEE 2 00	0	0	0
250 BLOOMFIELD AVENUE Bloomfield, NJ 07003				
JOSE L LINARES 	TRUSTEE 2 00	0	0	0
250 BLOOMFIELD AVENUE Bloomfield, NJ 07003				
GERARD MAGRINI 	TRUSTEE 2 00	0	0	0
250 BLOOMFIELD AVENUE Bloomfield, NJ 07003				
GEMMA SULLIVAN 	TRUSTEE 2 00	0	0	0
250 BLOOMFIELD AVENUE Bloomfield, NJ 07003				

Form 990PF Part VIII Line 1 - List all officers, directors, trustees, foundation managers and their compensation				
(a) Name and address	Title, and average hours per week (b) devoted to position	(c) Compensation (If not paid, enter -0-)	(d) Contributions to employee benefit plans and deferred compensation	Expense account, (e) other allowances
NOAH S YOUNG 	TRUSTEE 2 00	0	0	0
250 BLOOMFIELD AVENUE Bloomfield, NJ 07003				

TY 2018 Accounting Fees Schedule**Name:** JOB HAINES HOME FOR AGED PEOPLE**EIN:** 22-0972180

Category	Amount	Net Investment Income	Adjusted Net Income	Disbursements for Charitable Purposes
ACCOUNTING FEES	76,294	0	0	76,294
AUDIT FEES	24,500	0	0	24,500

TY 2018 Cash Deemed Charitable Explanation Statement

Name: JOB HAINES HOME FOR AGED PEOPLE

EIN: 22-0972180

Explanation: operating cash needed for payment expenses

TY 2018 Compensation Explanation

Name: JOB HAINES HOME FOR AGED PEOPLE

EIN: 22-0972180

Person Name	Explanation
NOREEN HAVERON	BOARD APPROVED COMPENSATION
JOHN REDMOND	NO COMPENSATION
LAWRENCE REILLY	NO COMPENSATION
BARBARA HURLEY	NO COMPENSATION
H BARTLETT BROWN	NO COMPENSATION
GERALD FASANELLA	NO COMPENSATION
BYRON DE VRIES	NO COMPENSATION
PEGGY DUNIGAN	NO COMPENSATION
ROBERT HICCOCK	NO COMPENSATION
JOSE L LINARES	NO COMPENSATION
GERARD MAGRINI	NO COMPENSATION
GEMMA SULLIVAN	NO COMPENSATION
NOAH S YOUNG	NO COMPENSATION

TY 2018 Contractor Compensation Explanation**Name:** JOB HAINES HOME FOR AGED PEOPLE**EIN:** 22-0972180

Contractor	Explanation
SUELLEN SPILLANE INTERIORS	INTERIOR DESIGN
SYNERTX	PHYSICAL THERAPY,OCCUPATIONAL THERAPY,SPEECH THERAPY
Novetix Corporation	Computer Engineering
GENERATION PAHAMACY	SUPPLIER OF PHARMACY GOODS AND PERSCRIPTION DRUGS
CIOFFI ELECTRIC	ELECTRIC GENERATOR STUDY

Note: To capture the full content of this document, please select landscape mode (11" x 8.5") when printing.

TY 2018 Depreciation Schedule

Name: JOB HAINES HOME FOR AGED PEOPLE
EIN: 22-0972180

Depreciation Schedule

Description of Property	Date Acquired	Cost or Other Basis	Prior Years' Depreciation	Computation Method	Rate / Life (# of years)	Current Year's Depreciation Expense	Net Investment Income	Adjusted Net Income	Cost of Goods Sold Not Included
58 1710 TRANSPORTATION	2006-01-01	54,084	48,466	SL	13	4,160	0	0	
89 VAN 2007 1710	2007-09-28	22,557	22,557	SL	7	0	0	0	
1610 BUILDINGS	1999-07-01	6,640,834	3,071,388	SL	40	166,021	0	0	
2 Additions 1610	1999-07-01	22,535	10,136	SL	40	563	0	0	
3 Additions1610	2001-07-01	23,603	9,735	SL	40	590	0	0	
4 additions 1610	2002-08-31	12,304	4,774	SL	40	308	0	0	
5 improvements 1610	2003-06-30	6,690	2,422	SL	40	167	0	0	
14 al blgs 1630	1999-12-31	1,697,848	764,031	SL	40	42,446	0	0	
15 AL BDG 1630	2000-12-31	1,264,613	569,078	SL	40	31,615	0	0	
16 BLGD 1630	2001-12-31	750,457	309,562	SL	40	18,761	0	0	
17 NU BLDG 1510	1999-07-01	3,659,803	1,692,657	SL	40	91,495	0	0	
18 ADDITIONS NU 1510	2001-06-30	5,800	2,320	SL	40	145	0	0	
19 ELECTRICAL NU 1510	2002-08-30	8,078	8,078	SL	15	0	0	0	
24 MAIN HOUSE 1410	1982-03-31	343,200	343,200	SL	25	0	0	0	
25 MAIN HS 1410	2001-06-30	180,172	69,816	SL	40	4,504	0	0	
29 1510 NU ELECTRICAL	2003-06-30	5,091	4,920	SL	15	171	0	0	
39 1410 MAIN HS SIDEWALKS	2005-06-30	25,510	13,010	SL	25	1,020	0	0	
56 FIRE DOORS 1620	2005-06-30	7,265	7,265	SL	10	0	0	0	
63 ROOF 1610	2006-06-30	8,000	3,680	SL	25	320	0	0	
64 DOOR SECURITY 1610	2006-06-30	1,025	1,025	SL	10	0	0	0	

Depreciation Schedule

Description of Property	Date Acquired	Cost or Other Basis	Prior Years' Depreciation	Computation Method	Rate / Life (# of years)	Current Year's Depreciation Expense	Net Investment Income	Adjusted Net Income	Cost of Goods Sold Not Included
65 AC UNITS 1610	2006-06-30	7,019	7,019	SL	10	0	0	0	
79 FIRE RESTORATION 1410	2018-01-01	18,558	0	SL	40	232	0	0	
92 ROOF 1610 AL	2007-12-31	16,625	12,746	SL	15	1,108	0	0	
114 1620 computer	2012-06-30	1,263	1,263	SL	3	0	0	0	
116 1610 ROOF AND DRAINS	2008-06-30	58,650	37,153	SL	15	3,910	0	0	
117 FRONT DOORS 1610	2008-04-30	8,455	8,033	SL	10	422	0	0	
118 ELECTRIC AL 1610	2008-11-30	1,500	950	SL	15	100	0	0	
119 CARPETING 1610	2008-12-31	1,000	1,000	SL	7	0	0	0	
120 ELECTRIC 1510 NU	2008-08-15	7,902	4,515	SL	15	527	0	0	
121 AC NU 1510	2008-04-20	5,050	4,798	SL	10	252	0	0	
122 ALMARK DOORS 1510 NU	2008-04-30	8,455	8,031	SL	10	424	0	0	
129 ROOF 1520	2008-10-31	6,800	6,800	SL	10	0	0	0	
130 FOUNTAIN 1630 NU	2008-12-31	4,112	4,112	SL	7	0	0	0	
131 SUB ACCUTE 1812	2008-12-31	141,473	77,229	SL	15	9,432	0	0	
132 ROOF 1610 AL	2008-01-01	41,000	25,972	SL	15	2,733	0	0	
133 HVAC 1620 AL	2008-06-30	1,575	1,497	SL	10	78	0	0	
135 ROOF 1620	2008-10-31	14,000	13,300	SL	10	700	0	0	
142 ROOF 1610	2009-06-30	8,655	8,655	SL	7	0	0	0	
192 BRICKS DRAINS 1410	2011-12-31	11,300	4,696	SL	15	753	0	0	
207 1620 WALL REPAIR	2012-06-30	1,500	1,177	SL	7	214	0	0	

Depreciation Schedule

Description of Property	Date Acquired	Cost or Other Basis	Prior Years' Depreciation	Computation Method	Rate / Life (# of years)	Current Year's Depreciation Expense	Net Investment Income	Adjusted Net Income	Cost of Goods Sold Not Included
212 ROOF 1410	2013-06-30	3,054	611	SL	15	204	0	0	
7 1620 FURNITURE	1999-12-31	96,000	96,000	SL	10	0	0	0	
8 1620 TELEPHONE	1999-12-31	36,524	36,524	SL	5	0	0	0	
32 CARPETING 1620	2004-06-30	4,361	4,361	SL	10	0	0	0	
71 FURNITURE 1620	2006-03-31	7,393	7,393	SL	7	0	0	0	
94 SIGN 1610	2007-07-31	6,380	6,380	SL	10	0	0	0	
95 ELECTRIC DOORS 1610	2007-06-03	1,300	1,300	SL	10	0	0	0	
134 FURNITURE LOBBY 1620	2008-06-30	15,586	14,798	SL	10	788	0	0	
136 CARPETING 1620	2008-06-30	13,819	13,127	SL	10	692	0	0	
146 DIRECT SUPPLY 1620	2009-06-30	8,632	8,632	SL	7	0	0	0	
147 1520 OFFICE FURNITURE	2009-06-30	3,140	3,140	SL	5	0	0	0	
151 1620 ESSEX CARPETING	2009-06-30	80,398	80,398	SL	7	0	0	0	
156 SUB ACUTE 1816	2009-11-01	111,441	111,441	SL	5	0	0	0	
157 1816 EQUIPMENT	2009-11-01	39,162	39,162	SL	7	0	0	0	
158 CURTAINS 1816	2009-11-01	6,994	6,994	SL	3	0	0	0	
166 1520 OFFICE FURNITURE	2009-11-01	5,330	5,330	SL	7	0	0	0	
169 1888 CARPETING	2010-06-30	4,891	4,891	SL	5	0	0	0	
173 FIRNITURE 1520	2010-06-30	11,124	11,124	SL	7	0	0	0	
217 KITCHEN EQUIPMENT 1520	2013-06-30	19,467	17,520	SL	5	1,947	0	0	
218 RESTORATION 1520	2013-06-30	6,607	3,511	SL	7	944	0	0	

Depreciation Schedule

Description of Property	Date Acquired	Cost or Other Basis	Prior Years' Depreciation	Computation Method	Rate / Life (# of years)	Current Year's Depreciation Expense	Net Investment Income	Adjusted Net Income	Cost of Goods Sold Not Included
223 TABLES CHAIRS 1620	2013-06-30	3,604	1,621	SL	10	360	0	0	
34 COURT YARD IMP 1604	2004-06-30	106,616	95,955	SL	15	7,108	0	0	
59 NURSING IMP 1510	2005-12-31	27,561	24,804	SL	15	1,837	0	0	
60 COURT YARD 1604	2005-06-30	4,104	3,146	SL	15	274	0	0	
96 WALL AND SHRUBBS 1610	2007-11-30	5,536	5,536	SL	10	0	0	0	
105 KITCH TILE 1520 assets not wrten off	2006-03-31	27,393	27,393	SL	7	0	0	0	
108 PAINTING 1620	2007-06-30	2,220	2,220	SL	5	0	0	0	
109 PAINTING 1620	2007-06-30	7,000	7,000	SL	7	0	0	0	
FLOORING 1610	2009-06-30	23,732	22,830	SL	7	0	0	0	
148 OHARA ELECTRIC 1620	2009-06-30	1,360	772	SL	15	588	0	0	
154 SUB ACCUTE 1812	2009-11-01	570,983	310,994	SL	15	38,066	0	0	
155 SUB ACCUTE 1812	2009-11-01	2,533	2,533	SL	5	0	0	0	
178 DEVITA 1510	2010-06-30	74,734	37,803	SL	15	4,982	0	0	
179 DEVITA CONST 1510	2011-06-30	32,154	19,143	SL	7	4,593	0	0	
187 FRONT DESK 1885	2011-06-30	32,593	21,184	SL	10	3,259	0	0	
189 FRONT DESK 1885	2011-01-31	32,592	17,925	SL	10	3,259	0	0	
197 PAINTING 1620	2011-06-30	4,300	4,300	SL	3	0	0	0	
221 1610 COOLING TOWER	2013-06-30	17,822	7,234	SL	10	1,782	0	0	
229 1886 DRAPERY AND FURN	2013-06-30	13,090	5,890	SL	10	1,309	0	0	
230 WINDOWS 1887	2013-06-30	19,780	9,891	SL	7	2,826	0	0	

Depreciation Schedule

Description of Property	Date Acquired	Cost or Other Basis	Prior Years' Depreciation	Computation Method	Rate / Life (# of years)	Current Year's Depreciation Expense	Net Investment Income	Adjusted Net Income	Cost of Goods Sold Not Included
61 WEBSITE DEVELOP 1850	2006-01-01	16,200	16,200	SL	7	0	0	0	
62 1850 WEBSITE DEVELOP	2006-12-31	13,690	13,690	SL	7	0	0	0	
2281883 COMPUTER PROGRAMS	2013-06-30	32,258	29,032	SL	5	3,226	0	0	
167 1810 LICENSES BEDS	2009-01-11	92,573	0	NDA	30	0	0	0	
28 KITCHEN 1620	1999-07-01	120,000	120,000	SL	15	0	0	0	
33 SECURITY SYS 1620	2004-06-30	20,834	20,834	SL	10	0	0	0	
53 HEALTH EQUIP 1620	2005-06-30	12,827	12,827	SL	10	0	0	0	
70 AC UNITS 1620	2006-06-30	8,326	8,326	SL	10	0	0	0	
72 AMAC PENDENT SYS 1620	2006-06-30	48,214	48,214	SL	07	0	0	0	
73 POWER TOOLS 1620	2006-06-30	3,548	3,548	SL	10	0	0	0	
74 STEAMER 1620	2006-06-30	3,806	3,806	SL	10	0	0	0	
139 carpet 1620	2007-06-30	14,358	14,358	SL	7	0	0	0	
140 1610 medical records	2009-06-30	8,470	5,446	SL	15	565	0	0	
143 frezzer equip 1610	2009-06-30	5,244	5,244	SL	7	0	0	0	
149 1520 copier and security	2009-06-30	33,642	33,642	SL	7	0	0	0	
150 ac and equip 1620	2009-06-30	7,425	7,425	SL	5	0	0	0	
153 freezer 1510	2009-06-30	4,442	4,442	SL	7	0	0	0	
159 equip rehab 1817	2009-11-01	13,502	13,502	SL	3	0	0	0	
160 equip 1817	2009-11-01	49,129	49,129	SL	5	0	0	0	
161 equip 1817	2009-11-01	31,210	31,210	SL	7	0	0	0	

Depreciation Schedule

Description of Property	Date Acquired	Cost or Other Basis	Prior Years' Depreciation	Computation Method	Rate / Life (# of years)	Current Year's Depreciation Expense	Net Investment Income	Adjusted Net Income	Cost of Goods Sold Not Included
165 files 1520	2009-06-30	2,240	1,904	SL	10	336	0	0	
168 boiler mh 1410	2010-06-30	55,402	27,702	SL	15	3,693	0	0	
1620 carpeting 1620	2010-06-30	46,581	46,581	SL	7	0	0	0	
180 1520 beds carpeting	2011-06-30	60,829	60,829	SL	7	0	0	0	
181 carpet 1620	2011-06-30	2,227	2,067	SL	7	160	0	0	
182 roof and appliances 1620	2011-06-30	7,999	7,999	SL	5	0	0	0	
183 1620 ac units	2011-06-30	7,445	6,916	SL	7	529	0	0	
184 plates 1620	2011-06-30	3,235	3,235	SL	3	0	0	0	
185 1620 security	2011-06-30	1,399	1,399	SL	3	0	0	0	
186 1620 beauty shop	2011-06-30	1,752	1,752	SL	3	0	0	0	
76 carpeting 1620	2006-06-30	20,351	20,351	SL	7	0	0	0	
90 steamer 1610	2007-01-31	1,013	1,013	SL	10	0	0	0	
91 air conditioning 1610	2007-02-28	11,395	11,395	SL	7	0	0	0	
110 dishwasher 1620	2007-06-30	3,442	3,442	SL	10	0	0	0	
111 1620 fire cabinet	2007-06-30	1,150	1,150	SL	7	0	0	0	
112 1620 carpet ac sgn	2007-06-30	16,168	16,168	SL	7	0	0	0	
123 mccarthy beds 1520	2008-05-31	30,046	28,547	SL	10	1,499	0	0	
125 1520 medical supplies	2008-06-30	9,916	9,916	SL	7	0	0	0	
126 medical equip 1520	2008-08-31	1,154	1,106	SL	10	48	0	0	
137bnkitchen equip 1620	2008-10-31	3,467	3,467	SL	7	0	0	0	

Depreciation Schedule

Description of Property	Date Acquired	Cost or Other Basis	Prior Years' Depreciation	Computation Method	Rate / Life (# of years)	Current Year's Depreciation Expense	Net Investment Income	Adjusted Net Income	Cost of Goods Sold Not Included
188 computer systems 1882	2011-06-30	88,429	88,429	SL	5	0	0	0	
190 cameras 1520	2011-12-31	20,456	20,436	SL	7	20	0	0	
191 1520 locks	2011-12-31	5,902	5,902	SL	7	0	0	0	
193 3m nonitorng 1620	2011-12-31	22,377	17,836	SL	7	4,541	0	0	
194 day electnc 1620	2011-12-31	7,200	6,174	SL	7	1,026	0	0	
195 essex locks 1620	2011-12-31	3,101	2,658	SL	7	443	0	0	
196 1620 roof top ac	2011-06-30	14,020	13,060	SL	7	960	0	0	
198 1610 vanous small equip	2011-10-27	1,519	1,519	SL	7	0	0	0	
199 steamer convection 1520	2012-01-10	12,918	10,148	SL	7	1,845	0	0	
200 shredder 1520	2012-01-31	752	752	SL	5	0	0	0	
201 kern sys 1520	2012-01-31	3,590	3,590	SL	5	0	0	0	
202 1620 heating sys	2012-03-31	24,958	24,958	SL	5	0	0	0	
203 1620 carpet	2012-06-30	9,937	9,937	SL	5	0	0	0	
204 telephone 1520	2012-06-30	14,484	14,484	SL	5	0	0	0	
205 1062 security	2012-06-30	12,065	11,374	SL	5	0	0	0	
206 carner roof top 1520	2012-06-30	25,988	20,423	SL	7	3,713	0	0	
208 ice machine 1520	2012-06-30	1,586	1,586	SL	5	0	0	0	
209 TELE KERRI SECURITY	2012-06-30	19,321	19,321	SL	5	0	0	0	
214 ac units 1510	2013-06-30	6,478	3,671	SL	7	925	0	0	
216 washers 1520	2013-06-30	1,226	553	SL	10	123	0	0	

Depreciation Schedule

Description of Property	Date Acquired	Cost or Other Basis	Prior Years' Depreciation	Computation Method	Rate / Life (# of years)	Current Year's Depreciation Expense	Net Investment Income	Adjusted Net Income	Cost of Goods Sold Not Included
219 ac compressors 1520	2013-06-30	3,784	2,757	SL	7	541	0	0	
220 1620 small equipment hvac	2013-06-30	16,994	16,994	SL	5	0	0	0	
222 door security 1620	2013-06-30	16,012	10,291	SL	7	2,287	0	0	
224 1620 small hvac equip	2013-06-30	13,172	8,469	SL	7	1,882	0	0	
225 tables 1620	2013-06-30	2,433	2,433	SL	3	0	0	0	
226 computer server 1882	2013-06-20	25,191	22,115	SL	5	3,076	0	0	
227 coolong tower 1884	2013-06-30	20,891	13,428	SL	7	2,984	0	0	
250 oboyle landscaping 1410	2014-06-30	3,113	1,335	SL	7	445	0	0	
251 thowe roofing 1410	2014-06-30	22,538	3,380	SL	20	1,127	0	0	
254 adriatic roof 1510	2014-06-30	9,979	1,746	SL	20	499	0	0	
255 1510 howeroofing sidewalk	2014-06-30	8,500	1,488	SL	20	425	0	0	
256 oboyle landscaping 1510	2014-06-30	9,576	4,788	SL	7	1,368	0	0	
257 main access 1510	2014-06-30	1,196	734	SL	5	239	0	0	
258 hvac equipment 1520	2014-06-30	9,872	3,455	SL	10	987	0	0	
259 hotwater heaters 1520	2014-06-30	4,150	1,453	SL	10	415	0	0	
260 carpet 1520	2014-06-30	1,150	574	SL	7	164	0	0	
261 electrnal 1520	2014-06-30	985	343	SL	10	98	0	0	
262 wheelchairs 1520	2014-06-30	2,002	700	SL	10	200	0	0	
263 cleaning 1520	2014-06-30	999	700	SL	5	200	0	0	
264 equipment 1520	2014-06-30	5,180	3,626	SL	5	1,036	0	0	

Depreciation Schedule

Description of Property	Date Acquired	Cost or Other Basis	Prior Years' Depreciation	Computation Method	Rate / Life (# of years)	Current Year's Depreciation Expense	Net Investment Income	Adjusted Net Income	Cost of Goods Sold Not Included
265 equipment tools 1520	2014-06-30	1,687	1,180	SL	5	337	0	0	
266 restoration roof 1610	2014-06-30	9,979	1,746	SL	20	499	0	0	
267 oboyle landscap 1610	2014-06-30	3,113	2,180	SL	5	623	0	0	
268 howe roof sidewalks 1610	2014-06-30	8,500	1,488	SL	20	425	0	0	
269 1510 secunity	2014-06-30	1,195	743	SL	5	239	0	0	
270 windows 1610	2014-06-30	9,000	2,100	SL	20	450	0	0	
271 flooring 1620	2014-06-30	6,765	3,381	SL	7	966	0	0	
272 chairs 1620	2014-06-30	3,000	1,501	SL	7	429	0	0	
273 painting 1620	2014-06-30	7,025	3,514	SL	7	1,004	0	0	
274 compressor 1620	2014-06-30	2,640	1,320	SL	7	377	0	0	
275 racks 1620	2014-06-30	1,777	889	SL	7	277	0	0	
276 cleaners 1620	2014-06-30	999	500	SL	7	143	0	0	
277 secunity systems 1620	2014-06-30	84,777	29,673	SL	10	8,478	0	0	
278 med cards 1620	2014-06-30	612	214	SL	10	61	0	0	
278 tools plumbing 1620	2014-06-30	2,954	1,033	SL	10	295	0	0	
280 equipment direct supply 1620	2014-06-30	1,245	623	SL	7	178	0	0	
281 dsw equipment 1620	2014-06-30	1,363	682	SL	7	195	0	0	
282 hd supply equipment 1620	2014-06-30	3,027	1,512	SL	7	432	0	0	
283 united ref ohara electrncl 1620	2014-06-30	2,095	732	SL	10	209	0	0	
284 1620 ohara electrncl	2014-12-31	2,499	750	SL	10	250	0	0	

Depreciation Schedule

Description of Property	Date Acquired	Cost or Other Basis	Prior Years' Depreciation	Computation Method	Rate / Life (# of years)	Current Year's Depreciation Expense	Net Investment Income	Adjusted Net Income	Cost of Goods Sold Not Included
285 abbott oreily 2nd flr 1887	2014-06-30	18,262	4,261	SL	15	1,217	0	0	
286 john gherardi2nd flr 1887	2014-06-30	95,729	22,337	SL	15	6,382	0	0	
290 sueellen spullane 3rd fr 1888	2014-09-30	65,217	11,413	SL	20	3,261	0	0	
1850 website	2012-04-30	7,500	7,500	SL	5	0	0	0	
painting wall paper 1812	2014-11-01	15,500	3,616	SL	15	1,033	0	0	
front desk 1885	2012-06-30	22,379	12,308	SL	10	2,238	0	0	
cooling tower 1884	2012-06-30	6,965	4,477	SL	7	995	0	0	
33 to 70 small eqwuip 1520	2012-06-30	31,220	24,530	SL	7	4,460	0	0	
248 1420 JOHN GHERARDI 2ND FLR	2015-06-30	4,450	1,113	SL	10	445	0	0	
291 1420 NATIONAL BUSN FURNITURE	2015-06-30	460	115	SL	10	46	0	0	
292 RESTORATION BATHROOM 1510	2015-06-30	13,125	2,186	SL	15	875	0	0	
292 1510 HOWROOFING SIDEWALK	2015-06-30	12,886	2,148	SL	15	859	0	0	
293 RESTORATION ROOF 1510	2015-06-30	22,845	2,855	SL	20	1,142	0	0	
294 OBOYLE WALL 1510	2015-06-30	975	390	SL	5	195	0	0	
295 1510 floornng	2009-06-30	12,625	12,625	SL	7	0	0	0	
295 1520 BOILER PUMP	2015-06-30	2,060	735	SL	7	294	0	0	
295 1520 FURNITURE	2015-06-30	1,179	420	SL	7	168	0	0	
296 1520 CARPET	2015-06-30	2,283	815	SL	7	326	0	0	
296 1520 EQUIP MCKESSENHVACZEBLK	2015-06-30	17,870	8,935	SL	5	3,574	0	0	
297 1520 BOOT CAMP	2015-06-30	510	425	SL	3	85	0	0	

Depreciation Schedule

Description of Property	Date Acquired	Cost or Other Basis	Prior Years' Depreciation	Computation Method	Rate / Life (# of years)	Current Year's Depreciation Expense	Net Investment Income	Adjusted Net Income	Cost of Goods Sold Not Included
298 1610 ALARMSIDEWALK BLDG ROOF 2ND FLR	2015-06-30	59,336	7,417	SL	20	2,967	0	0	
299 1610 ALARM WL WATER PROOF STN WL	2015-06-30	12,478	6,240	SL	5	2,496	0	0	
301 1620 BATHROON 2NF DISH	2015-06-30	103,702	25,925	SL	10	10,370	0	0	
302 1620 CARPETING ALARM PUMP DRS	2015-06-30	50,402	18,000	SL	7	7,200	0	0	
306 1410 REHAB PROJECT MAIN HOUSE	2017-06-30	3,804,476	47,555	SL	40	95,112	0	0	
1882 cdw amex server	2015-06-30	7,296	2,918	SL	5	1,459	0	0	
1882 integrated systems	2015-01-01	2,630	1,577	SL	5	526	0	0	
1882 integrated systems	2015-01-01	23,562	10,098	SL	7	3,366	0	0	
1610 parking lot	2007-06-30	3,500	3,500	SL	7	0	0	0	
1520 NU DINNING RM	2015-06-30	40,713	10,175	SL	10	4,071	0	0	
1520 DAYS OF OLDE	2013-06-30	6,708	3,019	SL	10	671	0	0	
1520 MEDICAL EQUIP	2013-03-31	4,661	2,097	SL	10	466	0	0	
1520 WINDOW TREATMENT	2013-06-30	11,900	6,375	SL	7	1,700	0	0	
1520 NU BATHROOM SUELLEN SPILEAN	2015-06-30	31,242	7,813	SL	10	3,124	0	0	
1520 text spreads	2012-06-30	9,507	9,507	SL	3	0	0	0	
1620 copier and small equip	2005-06-30	38,178	38,178	SL	10	0	0	0	
1510 equip	2010-06-30	5,292	3,703	SL	10	353	0	0	
1620 3m security	2012-06-30	39,635	39,635	SL	7	0	0	0	
1890 lighting and construction	2015-05-06	17,420	2,903	SL	15	1,161	0	0	
1510 improvements	2016-06-30	9,050	1,358	SL	10	905	0	0	

Depreciation Schedule

Description of Property	Date Acquired	Cost or Other Basis	Prior Years' Depreciation	Computation Method	Rate / Life (# of years)	Current Year's Depreciation Expense	Net Investment Income	Adjusted Net Income	Cost of Goods Sold Not Included
1520 furniture	2016-06-30	16,246	3,481	SL	7	2,321	0	0	
1610 windows abbot oreilly	2016-06-30	30,863	2,315	SL	20	1,543	0	0	
1620 carpeting painting	2016-12-31	61,116	0	SL	7	12,223	0	0	
1620 flr scrubber	2016-12-31	7,085	0	SL	7	1,012	0	0	
1630 roofing	2016-06-30	7,250	725	SL	15	483	0	0	
1850 website	2016-06-30	9,925	1,985	SL	5	1,985	0	0	
1820 1st flr dining rm	2016-06-30	66,508	6,651	SL	15	4,434	0	0	
1821 1st flr cafe	2016-06-30	61,540	3,692	SL	25	2,462	0	0	
1882 computers	2016-06-30	24,043	7,213	SL	5	4,809	0	0	
1882 security cameras	2016-06-30	9,318	1,398	SL	10	932	0	0	
1884 cooling towers	2016-06-30	10,150	677	SL	15	677	0	0	
1620 hvac	2002-08-31	90,000	90,000	SL	10	0	0	0	
1620 small equip	2010-06-30	24,211	24,211	SL	5	0	0	0	
1620 comp copiers	2005-06-30	14,226	14,226	SL	5	0	0	0	
1620 comp	2006-06-30	5,448	5,448	SL	5	0	0	0	
1620 small equip	2003-06-30	58,543	58,543	SL	5	0	0	0	
1520 kitchen equipment	2008-06-30	2,270	2,270	SL	7	0	0	0	
1620 computers	2006-06-30	13,212	13,212	SL	5	0	0	0	
1420 FURNITURE	2017-06-30	699,152	49,939	SL	7	99,879	0	0	
1410 ADDL VERICON	2018-06-30	33,851	0	SL	40	423	0	0	

Depreciation Schedule

Description of Property	Date Acquired	Cost or Other Basis	Prior Years' Depreciation	Computation Method	Rate / Life (# of years)	Current Year's Depreciation Expense	Net Investment Income	Adjusted Net Income	Cost of Goods Sold Not Included
1420 FURNITURE	2018-06-30	8,901	0	SL	7	636	0	0	
1420 FURNISHINGS	2017-06-30	989	71	SL	7	141	0	0	
FENCE 1510	2009-06-30	3,790	3,790	SL	7	0	0	0	
EQUIPMENT 1510	2017-06-30	594	59	SL	5	119	0	0	
1520 equipment	2017-06-30	56,609	4,043	SL	7	8,087	0	0	
1520 EQUIP MEDLINE	2018-06-30	83,795	0	SL	7	5,985	0	0	
1520 BLDG RENO	2018-06-30	57,705	0	SL	15	1,924	0	0	
1610 windows	2017-06-30	594	59	SL	5	119	0	0	
1610 DIRECT SUPPLY	2018-06-30	5,251	0	SL	5	525	0	0	
1620 CARPET	2017-06-30	13,951	0	SL	7	1,993	0	0	
1620SECURITY	2017-06-30	25,482	0	SL	7	3,640	0	0	
1813 office furniture	2018-06-30	1,170	0	SL	5	117	0	0	
1620 SMALL EQUIPMENT	2017-06-30	26,602	0	SL	5	3,800	0	0	
1620 PAINTING AND BLDG	2017-06-30	10,006	1,667	SL	3	3,335	0	0	
1620 CARPETING	2018-06-30	32,202	0	SL	5	3,220	0	0	
1620 SMALL EQUIP	2018-06-30	46,775	0	SL	5	4,678	0	0	
1882 cdw server	2017-06-30	13,303	1,330	SL	5	2,661	0	0	
1882 monitors tablets i pads	2018-06-30	25,199	0	SL	5	2,520	0	0	

TY 2018 Employee Compensation Explanation**Name:** JOB HAINES HOME FOR AGED PEOPLE**EIN:** 22-0972180

Employee	Explanation
EVELYNE LEMMY	BOARD APPROVED
DAVID REPOLI	BOARD APPROVED
DEVON GROCE	BOARD APPROVED
ELIZABETH POWERS	BORAD APPROVED
EVELYN LUKUNZE	BOARD APPROVED

TY 2018 Investments Corporate Stock Schedule**Name:** JOB HAINES HOME FOR AGED PEOPLE**EIN:** 22-0972180**Investments Corporation Stock Schedule**

Name of Stock	End of Year Book Value	End of Year Fair Market Value
CORPORATE EQUITIES BONDS	35,432,707	35,432,707

TY 2018 Legal Fees Schedule**Name:** JOB HAINES HOME FOR AGED PEOPLE**EIN:** 22-0972180

Category	Amount	Net Investment Income	Adjusted Net Income	Disbursements for Charitable Purposes
LEGAL FEES	34,626	0	0	34,626

TY 2018 Mortgages and Notes Payable Schedule

Name: JOB HAINES HOME FOR AGED PEOPLE

EIN: 22-0972180

Total Mortgage Amount:

Mortgages and Notes Payable Schedule

Item No.	1
Lender's Name	NJ EDA
Lender's Title	ST OF NJ
Relationship to Insider	NONE
Original Amount of Loan	8,768,637
Balance Due	8,326,245
Date of Note	2016-12
Maturity Date	2046-12
Repayment Terms	ANNUAL PRINCIPA
Interest Rate	3
Security Provided by Borrower	CORPORATE ASSET
Purpose of Loan	FACILITY EXPANSION and REPAIRS
Description of Lender Consideration	
Consideration FMV	0

TY 2018 Other Assets Schedule

Name: JOB HAINES HOME FOR AGED PEOPLE

EIN: 22-0972180

Other Assets Schedule

Description	Beginning of Year - Book Value	End of Year - Book Value	End of Year - Fair Market Value
ASSETS WITH LIMITED USE	561,773	0	0

TY 2018 Other Decreases Schedule

Name: JOB HAINES HOME FOR AGED PEOPLE
EIN: 22-0972180

Description	Amount
UNREALIZED LOSS ON INVESTMENTS	4,479,848

TY 2018 Other Expenses Schedule**Name:** JOB HAINES HOME FOR AGED PEOPLE**EIN:** 22-0972180**Other Expenses Schedule**

Description	Revenue and Expenses per Books	Net Investment Income	Adjusted Net Income	Disbursements for Charitable Purposes
ACTIVITY EXPENSE	32,140	0	0	32,140
MARKETING EXPENSES	58,579	0	0	58,579
AUTO AND TRAVEL	12,606	0	0	12,606
BAD DEBTS	36,521	0	0	36,521
BOOKS AND JOURNALS	1,938	0	0	1,938
CABLE SERVICES	15,414	0	0	15,414
COMPUTER EXPENSES	70,973	0	0	70,973
HEALTHCARE RESIDENT COSTS	462,027	0	0	462,027
HOUSE KEEPING	43,968	0	0	43,968
INSURANCE LIABILITY	193,307	0	0	193,307

Other Expenses Schedule

Description	Revenue and Expenses per Books	Net Investment Income	Adjusted Net Income	Disbursements for Charitable Purposes
LAUNDRY SERVICES	97,259	0	0	97,259
LICENSES AND DUES	33,119	0	0	33,119
OFFICE EXPENSES	26,200	0	0	26,200
OTHER ADMIN EXPENSES	53,646	0	0	53,646
OTHER EXECUTIVE EXPENSES	32,595	0	0	32,595
PROVISIONS AND SERVICES	409,623	0	0	409,623
REPAIRS AND MAINTENANCE	237,439	0	0	237,439
SECURITY AND VALET	158,452	0	0	158,452
SEMINARS AND EDUCATION	18,613	0	0	18,613
SMALL EQUIPMENT	2,673	0	0	2,673

Other Expenses Schedule

Description	Revenue and Expenses per Books	Net Investment Income	Adjusted Net Income	Disbursements for Charitable Purposes
TELEPHONE	51,040	0	0	51,040
THERAPIES	710,694	0	0	710,694
UTILITIES	252,959	0	0	252,959
SMALL FURNISHINGS	503	0	0	503

TY 2018 Other Income Schedule**Name:** JOB HAINES HOME FOR AGED PEOPLE**EIN:** 22-0972180**Other Income Schedule**

Description	Revenue And Expenses Per Books	Net Investment Income	Adjusted Net Income
ADMISSION FEES	78,759	0	0
PER DIEM INCOME	5,123,864	0	0
MEDICARE A	2,413,656	0	0
GIFTS LEGACIES	3,325	0	0
MEDICARE B	158,547	0	0
CO INSURANCE	269,487	0	0
MEDICAID	651,131	0	0
MEDICAID OFFSETS	159,057	0	0
MISCELLEANOUS	15,593	0	0
PRIVATE INSURANCE	321,804	0	0

TY 2018 Other Professional Fees Schedule**Name:** JOB HAINES HOME FOR AGED PEOPLE**EIN:** 22-0972180

Category	Amount	Net Investment Income	Adjusted Net Income	Disbursements for Charitable Purposes
BANK CHARGES	6,130	0	0	6,130
RVK MGMT FEES	51,408	51,408	0	0
CUSTODY FEES	168,611	168,611	0	0
PENSION ADMIN	25,660	0	0	25,660
HEALTHCARE RESOURCES	19,134	0	0	19,134
COMPUTER PROFESSIONALS	71,168	0	0	71,168

TY 2018 Taxes Schedule**Name:** JOB HAINES HOME FOR AGED PEOPLE**EIN:** 22-0972180

Category	Amount	Net Investment Income	Adjusted Net Income	Disbursements for Charitable Purposes
FICA	467,807	0	0	467,807
SUTA	61,604	0	0	61,604
PROVIDER ASSESSMENT	107,912	0	0	107,912