

Form **990-PF**
 Department of the Treasury
 Internal Revenue Service

Return of Private Foundation
or Section 4947(a)(1) Trust Treated as Private Foundation
 ▶ Do not enter social security numbers on this form as it may be made public.
 ▶ Go to www.irs.gov/Form990PF for instructions and the latest information.

OMB No 1545-0052
2018
Open to Public Inspection

For calendar year 2018, or tax year beginning 01-01-2018 , and ending 12-31-2018

Name of foundation The Magnon Foundation		A Employer identification number 20-3290595	
% Foundation Source		B Telephone number (see instructions) (800) 839-1754	
Number and street (or P O box number if mail is not delivered to street address) Room/suite Foundation Source 501 Silverside Rd		C If exemption application is pending, check here <input type="checkbox"/>	
City or town, state or province, country, and ZIP or foreign postal code Wilmington, DE 198091377		D 1. Foreign organizations, check here <input type="checkbox"/> 2. Foreign organizations meeting the 85% test, check here and attach computation <input type="checkbox"/>	
G Check all that apply <input type="checkbox"/> Initial return <input type="checkbox"/> Initial return of a former public charity <input type="checkbox"/> Final return <input type="checkbox"/> Amended return <input type="checkbox"/> Address change <input type="checkbox"/> Name change		E If private foundation status was terminated under section 507(b)(1)(A), check here <input type="checkbox"/>	
H Check type of organization <input checked="" type="checkbox"/> Section 501(c)(3) exempt private foundation <input type="checkbox"/> Section 4947(a)(1) nonexempt charitable trust <input type="checkbox"/> Other taxable private foundation		F If the foundation is in a 60-month termination under section 507(b)(1)(B), check here <input type="checkbox"/>	
I Fair market value of all assets at end of year (from Part II, col (c), line 16) ▶ \$ <u>4,682,419</u>		J Accounting method <input checked="" type="checkbox"/> Cash <input type="checkbox"/> Accrual <input type="checkbox"/> Other (specify) _____ <i>(Part I, column (d) must be on cash basis)</i>	

Part I Analysis of Revenue and Expenses <i>(The total of amounts in columns (b), (c), and (d) may not necessarily equal the amounts in column (a) (see instructions))</i>		(a) Revenue and expenses per books	(b) Net investment income	(c) Adjusted net income	(d) Disbursements for charitable purposes (cash basis only)
Revenue	1 Contributions, gifts, grants, etc , received (attach schedule)	0			
	2 Check <input checked="" type="checkbox"/> if the foundation is not required to attach Sch B				
	3 Interest on savings and temporary cash investments	413	413		
	4 Dividends and interest from securities	113,829	113,829		
	5a Gross rents				
	b Net rental income or (loss)				
	6a Net gain or (loss) from sale of assets not on line 10	61,923			
	b Gross sales price for all assets on line 6a <u>2,207,275</u>				
	7 Capital gain net income (from Part IV, line 2)		61,923		
	8 Net short-term capital gain				
	9 Income modifications				
	10a Gross sales less returns and allowances				
b Less Cost of goods sold					
c Gross profit or (loss) (attach schedule)					
11 Other income (attach schedule)					
12 Total. Add lines 1 through 11	176,165	176,165			
Operating and Administrative Expenses	13 Compensation of officers, directors, trustees, etc	0			
	14 Other employee salaries and wages				
	15 Pension plans, employee benefits				
	16a Legal fees (attach schedule)				
	b Accounting fees (attach schedule)				
	c Other professional fees (attach schedule)	21,506	21,506		
	17 Interest				
	18 Taxes (attach schedule) (see instructions)	3,335	1,395		
	19 Depreciation (attach schedule) and depletion				
	20 Occupancy				
	21 Travel, conferences, and meetings	3,529			3,529
	22 Printing and publications				
	23 Other expenses (attach schedule)	60,566	595		59,971
	24 Total operating and administrative expenses. Add lines 13 through 23	88,936	23,496		63,500
	25 Contributions, gifts, grants paid	136,500			136,500
26 Total expenses and disbursements. Add lines 24 and 25	225,436	23,496		200,000	
27 Subtract line 26 from line 12					
a Excess of revenue over expenses and disbursements	-49,271				
b Net investment income (if negative, enter -0-)		152,669			
c Adjusted net income (if negative, enter -0-)					

Part II Balance Sheets Attached schedules and amounts in the description column should be for end-of-year amounts only (See instructions)		Beginning of year	End of year	
		(a) Book Value	(b) Book Value	(c) Fair Market Value
Assets	1 Cash—non-interest-bearing			
	2 Savings and temporary cash investments	329,674	72,031	72,031
	3 Accounts receivable ▶ _____ Less allowance for doubtful accounts ▶ _____			
	4 Pledges receivable ▶ _____ Less allowance for doubtful accounts ▶ _____			
	5 Grants receivable			
	6 Receivables due from officers, directors, trustees, and other disqualified persons (attach schedule) (see instructions)			
	7 Other notes and loans receivable (attach schedule) ▶ _____ Less allowance for doubtful accounts ▶ _____			
	8 Inventories for sale or use			
	9 Prepaid expenses and deferred charges			
	10a Investments—U S and state government obligations (attach schedule)	117,468	160,391	159,189
	b Investments—corporate stock (attach schedule)	3,891,685	4,029,052	3,855,778
	c Investments—corporate bonds (attach schedule)	70,652	91,479	86,373
	11 Investments—land, buildings, and equipment basis ▶ _____ Less accumulated depreciation (attach schedule) ▶ _____			
	12 Investments—mortgage loans			
	13 Investments—other (attach schedule)			
	14 Land, buildings, and equipment basis ▶ _____ Less accumulated depreciation (attach schedule) ▶ _____			
15 Other assets (describe ▶ _____)	500,000	507,255	509,048	
16 Total assets (to be completed by all filers—see the instructions Also, see page 1, item I)	4,909,479	4,860,208	4,682,419	
Liabilities	17 Accounts payable and accrued expenses			
	18 Grants payable			
	19 Deferred revenue			
	20 Loans from officers, directors, trustees, and other disqualified persons			
	21 Mortgages and other notes payable (attach schedule)			
	22 Other liabilities (describe ▶ _____)			
	23 Total liabilities (add lines 17 through 22)	0	0	
Net Assets or Fund Balances	Foundations that follow SFAS 117, check here <input type="checkbox"/> and complete lines 24 through 26 and lines 30 and 31.			
	24 Unrestricted			
	25 Temporarily restricted			
	26 Permanently restricted			
	Foundations that do not follow SFAS 117, check here <input checked="" type="checkbox"/> and complete lines 27 through 31.			
	27 Capital stock, trust principal, or current funds			
	28 Paid-in or capital surplus, or land, bldg , and equipment fund			
29 Retained earnings, accumulated income, endowment, or other funds	4,909,479	4,860,208		
30 Total net assets or fund balances (see instructions)	4,909,479	4,860,208		
31 Total liabilities and net assets/fund balances (see instructions) .	4,909,479	4,860,208		

Part III Analysis of Changes in Net Assets or Fund Balances

1 Total net assets or fund balances at beginning of year—Part II, column (a), line 30 (must agree with end-of-year figure reported on prior year's return)	1	4,909,479
2 Enter amount from Part I, line 27a	2	-49,271
3 Other increases not included in line 2 (itemize) ▶ _____	3	
4 Add lines 1, 2, and 3	4	4,860,208
5 Decreases not included in line 2 (itemize) ▶ _____	5	
6 Total net assets or fund balances at end of year (line 4 minus line 5)—Part II, column (b), line 30 .	6	4,860,208

Part IV Capital Gains and Losses for Tax on Investment Income

(a) List and describe the kind(s) of property sold (e.g., real estate, 2-story brick warehouse, or common stock, 200 shs. MLC Co.)	(b) How acquired P—Purchase D—Donation	(c) Date acquired (mo., day, yr.)	(d) Date sold (mo., day, yr.)
1 a Publicly-traded Securities			
b			
c			
d			
e			

(e) Gross sales price	(f) Depreciation allowed (or allowable)	(g) Cost or other basis plus expense of sale	(h) Gain or (loss) (e) plus (f) minus (g)
a 2,207,275		2,145,352	61,923
b			
c			
d			
e			

Complete only for assets showing gain in column (h) and owned by the foundation on 12/31/69			(l) Gains (Col. (h) gain minus col. (k), but not less than -0-) or Losses (from col. (h))
(i) F M V as of 12/31/69	(j) Adjusted basis as of 12/31/69	(k) Excess of col. (i) over col. (j), if any	
a			61,923
b			
c			
d			
e			

2 Capital gain net income or (net capital loss)	2	61,923
3 Net short-term capital gain or (loss) as defined in sections 1222(5) and (6) If gain, also enter in Part I, line 8, column (c) (see instructions) If (loss), enter -0- in Part I, line 8	3	

Part V Qualification Under Section 4940(e) for Reduced Tax on Net Investment Income

(For optional use by domestic private foundations subject to the section 4940(a) tax on net investment income.)

If section 4940(d)(2) applies, leave this part blank

Was the foundation liable for the section 4942 tax on the distributable amount of any year in the base period? Yes No
 If "Yes," the foundation does not qualify under section 4940(e). Do not complete this part.

1 Enter the appropriate amount in each column for each year, see instructions before making any entries

(a) Base period years Calendar year (or tax year beginning in)	(b) Adjusted qualifying distributions	(c) Net value of noncharitable-use assets	(d) Distribution ratio (col. (b) divided by col. (c))
2017	39,187	4,473,902	0.008759
2016	106,638		
2015	152,829		
2014	14,961		
2013	37,789		

2 Total of line 1, column (d)	2	0.008759
3 Average distribution ratio for the 5-year base period—divide the total on line 2 by 5.0, or by the number of years the foundation has been in existence if less than 5 years	3	0.001752
4 Enter the net value of noncharitable-use assets for 2018 from Part X, line 5	4	4,474,970
5 Multiply line 4 by line 3	5	7,840
6 Enter 1% of net investment income (1% of Part I, line 27b)	6	1,527
7 Add lines 5 and 6	7	9,367
8 Enter qualifying distributions from Part XII, line 4	8	207,255

If line 8 is equal to or greater than line 7, check the box in Part VI, line 1b, and complete that part using a 1% tax rate. See the Part VI instructions.

Part VI Excise Tax Based on Investment Income (Section 4940(a), 4940(b), 4940(e), or 4948—see instructions)

Table with 11 rows for excise tax calculation. Includes fields for exempt foundations, tax under section 511, tax based on investment income, and credits/payments. Total tax due is 1,241.

Part VII-A Statements Regarding Activities

Table with 10 rows for activity statements. Columns include question number, 'Yes', and 'No' responses. Questions cover political activities, unrelated business income, and state reporting requirements.

Part VII-A Statements Regarding Activities (continued)

Table with 3 columns: Question number, Yes, No. Rows 11-13 regarding controlled entities, donor advised funds, and public inspection requirements.

14 The books are in care of Foundation Source Telephone no (800) 839-1754

Located at 501 Silverside Road Suite 123 Wilmington DE ZIP+4 198091377

15 Section 4947(a)(1) nonexempt charitable trusts filing Form 990-PF in lieu of Form 1041 - check here and enter the amount of tax-exempt interest received or accrued during the year 15

Table with 3 columns: Question number, Yes, No. Row 16 regarding interest in foreign countries.

Part VII-B Statements Regarding Activities for Which Form 4720 May Be Required

File Form 4720 if any item is checked in the "Yes" column, unless an exception applies.

Main table with 3 columns: Question number, Yes, No. Rows 1a-1c, 2a-2c, 3a-3b, 4a-4b regarding Form 4720 exceptions and requirements.

Part X Minimum Investment Return (All domestic foundations must complete this part. Foreign foundations, see instructions.)

1	Fair market value of assets not used (or held for use) directly in carrying out charitable, etc., purposes		
a	Average monthly fair market value of securities.	1a	4,395,142
b	Average of monthly cash balances.	1b	147,975
c	Fair market value of all other assets (see instructions).	1c	0
d	Total (add lines 1a, b, and c).	1d	4,543,117
e	Reduction claimed for blockage or other factors reported on lines 1a and 1c (attach detailed explanation).	1e	
2	Acquisition indebtedness applicable to line 1 assets.	2	0
3	Subtract line 2 from line 1d.	3	4,543,117
4	Cash deemed held for charitable activities. Enter 1 1/2% of line 3 (for greater amount, see instructions).	4	68,147
5	Net value of noncharitable-use assets. Subtract line 4 from line 3. Enter here and on Part V, line 4	5	4,474,970
6	Minimum investment return. Enter 5% of line 5.	6	223,749

Part XI Distributable Amount (see instructions) (Section 4942(j)(3) and (j)(5) private operating foundations and certain foreign organizations check here and do not complete this part.)

1	Minimum investment return from Part X, line 6.	1	223,749
2a	Tax on investment income for 2018 from Part VI, line 5.	2a	1,527
b	Income tax for 2018 (This does not include the tax from Part VI).	2b	
c	Add lines 2a and 2b.	2c	1,527
3	Distributable amount before adjustments. Subtract line 2c from line 1.	3	222,222
4	Recoveries of amounts treated as qualifying distributions.	4	
5	Add lines 3 and 4.	5	222,222
6	Deduction from distributable amount (see instructions).	6	
7	Distributable amount as adjusted. Subtract line 6 from line 5. Enter here and on Part XIII, line 1.	7	222,222

Part XII Qualifying Distributions (see instructions)

1	Amounts paid (including administrative expenses) to accomplish charitable, etc., purposes		
a	Expenses, contributions, gifts, etc.—total from Part I, column (d), line 26.	1a	200,000
b	Program-related investments—total from Part IX-B.	1b	0
2	Amounts paid to acquire assets used (or held for use) directly in carrying out charitable, etc., purposes.	2	7,255
3	Amounts set aside for specific charitable projects that satisfy the		
a	Suitability test (prior IRS approval required).	3a	0
b	Cash distribution test (attach the required schedule).	3b	0
4	Qualifying distributions. Add lines 1a through 3b. Enter here and on Part V, line 8, and Part XIII, line 4	4	207,255
5	Foundations that qualify under section 4940(e) for the reduced rate of tax on net investment income. Enter 1% of Part I, line 27b. See instructions.	5	1,527
6	Adjusted qualifying distributions. Subtract line 5 from line 4.	6	205,728

Note: The amount on line 6 will be used in Part V, column (b), in subsequent years when calculating whether the foundation qualifies for the section 4940(e) reduction of tax in those years.

Part XIII Undistributed Income (see instructions)

	(a) Corpus	(b) Years prior to 2017	(c) 2017	(d) 2018
1 Distributable amount for 2018 from Part XI, line 7				222,222
2 Undistributed income, if any, as of the end of 2018				
a Enter amount for 2017 only.			182,908	
b Total for prior years 2016, 2015, 2014				
3 Excess distributions carryover, if any, to 2018				
a From 2013.				
b From 2014.				
c From 2015.				
d From 2016.				
e From 2017.				
f Total of lines 3a through e.				
4 Qualifying distributions for 2018 from Part XII, line 4 ▶ \$ <u>207,255</u>				
a Applied to 2017, but not more than line 2a			182,908	
b Applied to undistributed income of prior years (Election required—see instructions).				
c Treated as distributions out of corpus (Election required—see instructions).				
d Applied to 2018 distributable amount.				24,347
e Remaining amount distributed out of corpus	0			
5 Excess distributions carryover applied to 2018 (If an amount appears in column (d), the same amount must be shown in column (a))				
6 Enter the net total of each column as indicated below:				
a Corpus Add lines 3f, 4c, and 4e Subtract line 5	0			
b Prior years' undistributed income Subtract line 4b from line 2b				
c Enter the amount of prior years' undistributed income for which a notice of deficiency has been issued, or on which the section 4942(a) tax has been previously assessed.				
d Subtract line 6c from line 6b Taxable amount—see instructions				
e Undistributed income for 2017 Subtract line 4a from line 2a Taxable amount—see instructions				
f Undistributed income for 2018 Subtract lines 4d and 5 from line 1 This amount must be distributed in 2019				197,875
7 Amounts treated as distributions out of corpus to satisfy requirements imposed by section 170(b)(1)(F) or 4942(g)(3) (Election may be required - see instructions).				
8 Excess distributions carryover from 2013 not applied on line 5 or line 7 (see instructions).				
9 Excess distributions carryover to 2019. Subtract lines 7 and 8 from line 6a	0			
10 Analysis of line 9				
a Excess from 2014.				
b Excess from 2015.				
c Excess from 2016.				
d Excess from 2017.				
e Excess from 2018.	0			

Part XIV Private Operating Foundations (see instructions and Part VII-A, question 9)

1a If the foundation has received a ruling or determination letter that it is a private operating foundation, and the ruling is effective for 2018, enter the date of the ruling. ▶

b Check box to indicate whether the organization is a private operating foundation described in section 4942(j)(3) or 4942(j)(5)

	Tax year	Prior 3 years			(e) Total
	(a) 2018	(b) 2017	(c) 2016	(d) 2015	
2a Enter the lesser of the adjusted net income from Part I or the minimum investment return from Part X for each year listed					
b 85% of line 2a					
c Qualifying distributions from Part XII, line 4 for each year listed					
d Amounts included in line 2c not used directly for active conduct of exempt activities					
e Qualifying distributions made directly for active conduct of exempt activities Subtract line 2d from line 2c					
3 Complete 3a, b, or c for the alternative test relied upon					
a "Assets" alternative test—enter					
(1) Value of all assets					
(2) Value of assets qualifying under section 4942(j)(3)(B)(i)					
b "Endowment" alternative test— enter 2/3 of minimum investment return shown in Part X, line 6 for each year listed.					
c "Support" alternative test—enter					
(1) Total support other than gross investment income (interest, dividends, rents, payments on securities loans (section 512(a)(5)), or royalties)					
(2) Support from general public and 5 or more exempt organizations as provided in section 4942(j)(3)(B)(iii).					
(3) Largest amount of support from an exempt organization					
(4) Gross investment income					

Part XV Supplementary Information (Complete this part only if the foundation had \$5,000 or more in assets at any time during the year—see instructions.)

1 Information Regarding Foundation Managers:

a List any managers of the foundation who have contributed more than 2% of the total contributions received by the foundation before the close of any tax year (but only if they have contributed more than \$5,000) (See section 507(d)(2))
NONE

b List any managers of the foundation who own 10% or more of the stock of a corporation (or an equally large portion of the ownership of a partnership or other entity) of which the foundation has a 10% or greater interest

2 Information Regarding Contribution, Grant, Gift, Loan, Scholarship, etc., Programs:

Check here if the foundation only makes contributions to preselected charitable organizations and does not accept unsolicited requests for funds If the foundation makes gifts, grants, etc to individuals or organizations under other conditions, complete items 2a, b, c, and d See instructions

a The name, address, and telephone number or email address of the person to whom applications should be addressed

b The form in which applications should be submitted and information and materials they should include









c Any submission deadlines

d Any restrictions or limitations on awards, such as by geographical areas, charitable fields, kinds of institutions, or other factors

Part XV Supplementary Information (continued)**3 Grants and Contributions Paid During the Year or Approved for Future Payment**

Recipient	If recipient is an individual, show any relationship to any foundation manager or substantial contributor	Foundation status of recipient	Purpose of grant or contribution	Amount
Name and address (home or business)				
a <i>Paid during the year</i> BIG BROTHERS BIG SISTERS OF ORANGE COUNTY AND THE 1801 E EDINGER AVE STE 101 SANTA ANA, CA 92705	N/A	PC	Riverside Bowl for Kids' Sake 7-10 Split Sponsorship program	2,500
FIDELITY INVESTMENTS CHARITABLE GIFT FUND 200 SEAPORT BLVD STE NCW4B BOSTON, MA 02210	N/A	PC	Magnon Foundation	104,000
RIVERSIDE COUNTY PHILHARMONIC ASSOCIATION INC PO BOX 1601 RIVERSIDE, CA 92502	N/A	PC	Charitable Event	25,000
WALTERS CHILDRENS CHARITIES CLASSIC 3213 ADAMS ST RIVERSIDE, CA 92504	N/A	PC	General & Unrestricted	5,000
Total				▶ 3a
b <i>Approved for future payment</i>				
Total				▶ 3b

Form 990PF Part VIII Line 1 - List all officers, directors, trustees, foundation managers and their compensation

(a) Name and address	Title, and average hours per week (b) devoted to position	(c) Compensation (If not paid, enter -0-)	(d) Contributions to employee benefit plans and deferred compensation	Expense account, (e) other allowances
Bill Losee  Foundation Source 501 Silverside Rd Wilmington, DE 198091377	Dir, VP 1 0	0	0	0
Deanna Magnon  Foundation Source 501 Silverside Rd Wilmington, DE 198091377	Dir, Treas 1 0	0	0	0
James Peacock  Foundation Source 501 Silverside Rd Wilmington, DE 198091377	Dir, Pres 1 0	0	0	0
David C Stapley  Foundation Source 501 Silverside Rd Wilmington, DE 198091377	Dir, Acting Chairman 1 0	0	0	0
Dennis Wagner  Foundation Source 501 Silverside Rd Wilmington, DE 198091377	Dir, Sec 1 0	0	0	0
Philip Yanni  Foundation Source 501 Silverside Rd Wilmington, DE 198091377	Dir, VP 1 0	0	0	0
Jillian Yocum  Foundation Source 501 Silverside Rd Wilmington, DE 198091377	Dir, VP 1 0	0	0	0
scott yocum  Foundation Source 501 Silverside Rd Wilmington, DE 198091377	dir 0	0	0	0

TY 2018 Compensation Explanation**Name:** The Magnon Foundation**EIN:** 20-3290595

Person Name	Explanation
scott yocum	*removed from foundation in 2018

Note: To capture the full content of this document, please select landscape mode (11" x 8.5") when printing.

TY 2018 Depreciation Schedule

Name: The Magnon Foundation

EIN: 20-3290595

TY 2018 Investments Corporate Bonds Schedule**Name:** The Magnon Foundation**EIN:** 20-3290595**Investments Corporate Bonds Schedule**

Name of Bond	End of Year Book Value	End of Year Fair Market Value
BANK AMER CORP - 4.125% - 01/2	9,457	9,123
BP CAP MKTS P L C NOTE CALL -	5,894	5,642
CITIGROUP INC NOTE - 3.668% -	8,033	7,562
ENTERPRISE PRODUCTS OPERTATING	4,805	4,857
GE CAP CORP NTS - 5.875% - 01/	8,672	6,693
GOLDMAN SACHS GROUP INC - 4.00	8,259	7,894
JPM CHASE - 4.400% - 07/22/202	9,541	9,163
MICROSOFT CORP - 4.250% - 02/0	10,932	10,499
SHELL INT'L FINANCE - 2.875% -	7,903	7,673
VERIZON COMMUNICATIONS INC - 5	9,909	9,586
WELLS FARGO &CO MTN - 3.584% -	8,074	7,681

TY 2018 Investments Corporate Stock Schedule

Name: The Magnon Foundation

EIN: 20-3290595

Investments Corporation Stock Schedule

Name of Stock	End of Year Book Value	End of Year Fair Market Value
ACAP STRATEGIC FUND	157,644	131,150
ACS ACTIVIDADES CO UNSP ADR	5,809	7,007
ADOBE SYSTEMS, INC	9,402	8,597
AERCAP HOLDING N.V	9,234	7,762
AIA GROUP LTD ADR	5,829	7,003
AIR PRODS & CHEM INC	2,765	2,721
AIRBUS GROUP	4,530	5,517
AKAMAI TECH COM STK	7,689	5,986
ALEXION PHARMACEUTICALS, INC	6,108	4,965
ALIBABA GROUP HOLDING LTD	4,196	3,427
ALPHABET INC CL A	7,912	7,315
ALPHABET INC CL C	11,211	10,356
ALTRIA GROUP INC	9,429	6,816
AMAZON COM	21,319	19,526
AMERCO	1,416	1,312
AMERICAN EXPRESS CO	6,505	6,100
ANHEUSER BUSCH COS INC	7,375	5,133
ANSYS INC	3,214	2,716
AON PLC	1,647	1,744
APPLE INC	22,782	21,295
ARCELORMITTAL	6,306	5,168
ARCH CAPITAL GROUP LTD	2,753	2,458
AUTODESK, INC	2,350	3,087
AXA ADS	7,207	6,096
BAE SYSTEMS PLC	7,436	5,176
BAIDU.COM - ADR	6,419	5,234
BANCO SANTANDER CEN	9,296	6,483
BARCLAYS BANK TA-CYN LOW 04/12	50,000	47,950
BASF AG SPONS ADR	7,260	5,611
BERKSHIRE HATHAWAY INC. CLASS	6,466	7,555

Investments Corporation Stock Schedule

Name of Stock	End of Year Book Value	End of Year Fair Market Value
BHP BILLITON SP ADR	9,015	10,095
BIOGEN INC	6,997	6,921
BIOMARIN PHARMACEUTICAL INC	3,626	3,321
BLACK KNIGHT, INC	3,426	3,425
BLACKROCK EVENT DRIVEN EQUITY	108,036	109,193
BLACKROCK INC	17,194	16,106
BLACKSTONE ALTERNATIVE INV FDS	143,830	139,598
BLACKSTONE GSO FLOATING RATE E	103,345	94,783
BRITISH AMERICAN TOBACCO PLC	8,234	4,365
BROOKFIELD ASSET MANAGEMENT CL	6,764	6,826
BROWN & BROWN INC	2,015	2,315
BROWN FORMAN CORP CL B	777	856
CALRSBERG AS SP ADR REP B	5,652	6,439
CARMAX INC	5,008	4,767
CARNIVAL CORP	15,964	13,410
CATERPILLAR INC	5,853	4,829
CBRE GROUP	3,096	3,283
CDK GLOBAL INC	1,223	910
CELGENE CORP	6,199	5,063
CHARLES SCHWAB CORP	6,427	4,651
CHEVRON CORP	7,196	6,963
CHIPOTLE MEX GRILL	4,049	3,886
CINCINNATI FINANCIAL CORP	9,856	10,452
CISCO SYSTEMS INC	9,774	11,699
COLFAX CORPORATION	2,386	1,317
COMCAST CORP	7,137	6,435
COPART INC	2,213	2,962
COSTCO WHOLESALE CORPORATION	4,441	4,482
CROWN CASTLE INTL	8,975	9,234
DAIMLER AG ADR	8,110	5,480

Investments Corporation Stock Schedule

Name of Stock	End of Year Book Value	End of Year Fair Market Value
DBS GROUP HLDGS SPON ADR	5,993	6,763
DEUTSCHE BOERSE ADR	6,318	6,705
DEUTSCHE POST AG	8,950	5,958
DIAGEO PLC ADS	8,943	10,493
DNB NOR ASA SPONSOR ADR	6,433	5,852
DOLLAR GENERAL CORP	1,557	1,945
DOMINION ENERGY INC	3,898	3,787
DUKE ENERGY CO	5,482	5,955
E.ON AG SPON ADR REP 1/3 ORD N	5,624	6,564
ECHOSTAR HOLDING CORPORATION	328	220
ECOLAB INC	7,004	7,073
ENGIE	6,262	6,859
EQUINIX, INC	7,559	6,699
ESSILOR INTL ADR	6,167	6,442
FACEBOOK INC	14,767	10,880
FANUC LIMITED UNSPONSORED	7,208	5,467
FASTENAL COMPANY	11,136	10,353
FIDELITY NATIONAL FINANCIAL IN	3,340	3,333
FIRST REPUBLIC BANK	3,500	3,128
FRANKLIN RES INC	6,516	5,843
GARTNER INC	4,732	4,858
GATEWAY FUND CLASS Y	167,024	165,744
GCI LIBERTY, INC.	1,198	1,070
GEN DYNAMICS CP	8,793	6,917
GRAINGER W W INC	7,589	7,059
GROUPE DANONE ADS	7,448	6,627
GUIDEWIRE SOFTWARE INC	1,629	1,364
HARDING LOEVNER INTL EQUITY	185,866	155,469
HASBRO INC	2,917	2,438
HD SUPPLY HLDGS INC	281	263

Investments Corporation Stock Schedule

Name of Stock	End of Year Book Value	End of Year Fair Market Value
HEICO CP CL A	330	315
HILTON WORLDWIDE HOLDINGS, INC	3,446	3,159
HOME DEPOT INC	5,609	6,186
HONEYWELL INTL	6,352	6,474
HOWARD HUGHES CORPORATION	2,058	1,660
HSBC HOLDINGS PLC	7,125	6,578
HSBC USA INC TA-CYN AXP 09/10/	50,000	44,900
HYATT HOTELS CORP	1,583	1,420
IDEXX CORP	1,088	930
IHS MARKIT LTD	7,106	7,196
INDUSTRIA DE DISENO	7,349	5,605
INTEL CORP	9,007	10,606
INTESA SANPAOLO SPA	7,532	6,415
INTL CONSOLIDATED AIRLINES GRO	3,368	3,194
ISHARES MSCI EMERGING MARKETS	67,548	68,999
ISHARES MSCI USA MIN VOLATILIT	153,769	166,736
ISHARES RUSSELL 2000	161,892	155,994
JOHNSON & JOHNSON	15,711	15,744
JPMORGAN CHASE FINL CO LLC - 0	50,000	38,250
JULIUS BAER GROUP LTD	7,669	5,323
KAR AUCTION SERVICES INC	978	907
KENNEDY WILSON HOLDINGS INC	1,658	1,454
KINDER MORGAN INC	5,678	4,276
KKR & CO INC	2,357	1,767
KONINKLIJKE DSM NV ADR	5,030	5,673
KUBOTA CORPORATION	7,747	6,693
LENNAR CORP	1,666	1,253
LIBERTY BROADBAND CORP LBRDA	847	718
LIBERTY BROADBAND CORP LBRDK	1,331	1,080
LIBERTY EXPEDIA HOLDINGS INC S	582	508

Investments Corporation Stock Schedule

Name of Stock	End of Year Book Value	End of Year Fair Market Value
LIBERTY GLOBAL PLC - SERIES A	910	555
LIBERTY GLOBAL PLC - SERIES C	1,706	1,032
LIBERTY MEDIA CORP - SER A	158	149
LIBERTY MEDIA CORP - SER C	2,013	1,873
LIBERTY SIRIUS XM CORP - SER C	1,322	1,257
LIBERTY SIRIUS XM GROUP - SER	588	552
LINDE PLC COM	4,904	4,681
LLOYDS BANKING GROUP PLC	7,724	6,208
LOWES COMPANIES INC	6,023	7,019
M&T BANK CORP	1,209	1,002
MARKEL CORP	4,976	5,190
MARTIN MARIETTA MATLS INC	4,945	4,125
MCCORMICK & CO	2,355	3,203
MERCK & CO INC	9,970	12,149
METTLER-TOLEDO INTL	2,249	2,262
MICROCHIP TECHNOLOGY INC	2,541	2,373
MICROSOFT CORP	15,757	21,939
MOHAWK INDS INC	1,368	702
MOODYS CORP	1,907	1,961
MOTOROLA SOLUTIONS INC	679	920
MSCI INC	870	1,032
MURATA MFG INC UNSP/ADR	6,659	6,431
NESTLE S.A	6,310	5,991
NEW MARKET CORP	6,963	6,593
NORDEA BANK ABP	7,146	5,756
NORFOLK SOUTHERN CORP	8,787	10,468
NUTANIX INC	3,330	3,410
NVIDIA CORP	2,704	2,270
NXP SEMICONDUCTORS	6,450	6,229
O'REILLY AUTOMOTIVE INC	4,186	6,198

Investments Corporation Stock Schedule

Name of Stock	End of Year Book Value	End of Year Fair Market Value
ORACLE CORP	6,460	6,140
ORANGE	7,011	7,010
OTSUKA HOLDINGS CO	7,303	6,572
PACCAR INC	12,227	10,514
PALO ALTO NETWORKS INC	5,776	5,462
PAYCHEX	7,126	7,753
PAYPAL HOLDINGS, INC	6,517	6,559
PFIZER INC	8,469	10,913
PHILIP MORRIS INTL	4,154	3,071
PIONEER NAT RES CO	4,278	2,893
PROGRESSIVE CORP OHIO	1,444	1,810
PUTNAM SHORT DURATION INCOME C	372,839	372,057
QUALCOMM INC	6,293	5,805
REALPAGE, INC	1,480	1,205
RED HAT, INC	5,607	5,796
REGENERON PHARMACEUTICALS INC	3,419	4,109
REPSOL YPF S A ADR	10,840	9,025
RESTAURANT BRANDS INTL	5,029	4,707
ROCHE HOLDING LTD ADR	7,748	7,988
ROPER INDUSTRIES	2,238	2,665
ROSS STORES, INC	240	250
ROYAL BANK OF CANADA TA-CYN IN	50,000	48,250
ROYAL DUTCH SHELL CL A	6,274	6,585
S&P GLOBAL INC COM	1,544	1,699
SAP AKTIENGESELL ADS	10,579	9,557
SBA COMMUNICATIONS CORP	5,188	6,961
SCHLUMBERGER LTD	5,805	3,067
SECOM CO LTD ADR OTC	6,292	7,090
SEVEN & I HOLDINGS C	7,027	7,458
SHOPIFY INC	331	277

Investments Corporation Stock Schedule

Name of Stock	End of Year Book Value	End of Year Fair Market Value
SMITH & NEPHEW PLC ADR	6,515	7,513
SPLUNK INC	5,838	5,243
SUMITOMO MITSUI FINCL GRP	7,063	5,937
SUMMIT MATERIALS INC	976	657
TARGET CORPORATION	5,031	5,353
TEXAS INSTRUMENTS INC	11,159	11,057
THE COCA-COLA CO	9,528	10,559
THERMO FISHER SCIENTIFIC INC	7,138	7,385
TORAY INDUSTRIES INC	8,551	6,321
TOTAL FINA ELF S.A	6,183	6,209
TRANSDIGM GRP INC	5,102	6,801
TRANSUNION COM USD0.01	2,931	2,783
UBS AG TA-CYN AAPL 11/19/2021	50,000	44,700
UBS AG TA-CYN INC GE - 03/06/2	50,000	12,000
UNITED PARCEL SERVICE	18,003	14,922
UNITEDHEALTH GROUP INC	7,348	9,467
VAIL RESORTS INC	2,810	2,108
VANGUARD CHARLOTTE INTL BD IDX	217,688	218,681
VANGUARD HEALTH CARE ETF	57,864	65,846
VANGUARD TOTAL BOND MARKET ETF	179,110	176,400
VANGUARD TOTAL STOCK MARKET ET	291,969	298,908
VERISIGN INC	2,251	3,707
VERISK ANALYTICS, INC	2,685	3,380
VERIZON COMMUNICATIONS	7,691	8,995
VISA INC	11,265	11,083
VMWARE INC	3,531	3,291
VULCAN MATERIALS CO	3,829	3,359
WALT DISNEY HOLDINGS CO	6,955	7,456
WELLS FARGO & CO	14,893	12,211
WESTERN ASSET SMASH SERIES C F	38,619	35,853

Investments Corporation Stock Schedule

Name of Stock	End of Year Book Value	End of Year Fair Market Value
WESTERN ASSET SMASH SERIES EC	104,635	98,104
WESTERN ASSET SMASH SERIES M F	111,403	111,455
WIX COM LTD	1,943	1,807
YUM CHINA HOLDINGS INC	6,100	4,962
ZOETIS INC	6,993	7,014

TY 2018 Investments Government Obligations Schedule**Name:** The Magnon Foundation**EIN:** 20-3290595**US Government Securities - End
of Year Book Value:**

160,391

**US Government Securities - End
of Year Fair Market Value:**

159,189

**State & Local Government
Securities - End of Year Book
Value:****State & Local Government
Securities - End of Year Fair
Market Value:**

TY 2018 Other Assets Schedule**Name:** The Magnon Foundation**EIN:** 20-3290595**Other Assets Schedule**

Description	Beginning of Year - Book Value	End of Year - Book Value	End of Year - Fair Market Value
ANGELS TICKETS BUNDLE 1 - 16 T		1,527	2,300
ANGELS TICKETS BUNDLE 2 - 12 T		1,145	1,544
ANGELS TICKETS BUNDLE 3 - 24 T		2,292	2,552
ANGELS TICKETS BUNDLE 4 - 12 T		1,145	1,198
ANGELS TICKETS BUNDLE 5 - 12 T		1,145	1,454
AUTO - 1951 MASERATI A6G-2000		500,001	500,000

TY 2018 Other Expenses Schedule**Name:** The Magnon Foundation**EIN:** 20-3290595**Other Expenses Schedule**

Description	Revenue and Expenses per Books	Net Investment Income	Adjusted Net Income	Disbursements for Charitable Purposes
Administrative Fees	18,960			18,960
Bank Charges	595	595		
Indemnification Insurance	766			766
Insurance Premiums	1,686			1,686
AUTOMOTIVE SHIPPING	1,680			1,680
AUTOMOTIVE MAINTENANCE& REPAIR	29,091			29,091
State or Local Filing Fees	80			80
Website Hosting/Support	208			208
VEHICLE APPLICATION FEE	7,500			7,500

TY 2018 Other Professional Fees Schedule**Name:** The Magnon Foundation**EIN:** 20-3290595

Category	Amount	Net Investment Income	Adjusted Net Income	Disbursements for Charitable Purposes
Investment Management Services	21,506	21,506		

TY 2018 Taxes Schedule**Name:** The Magnon Foundation**EIN:** 20-3290595

Category	Amount	Net Investment Income	Adjusted Net Income	Disbursements for Charitable Purposes
990-PF Estimated Tax for 2018	1,600			
990-PF Extension for 2017	340			
Foreign Tax Paid	1,395	1,395		