

Part II Balance Sheets		Attached schedules and amounts in the description column should be for end-of-year amounts only (See instructions)		
		Beginning of year	End of year	
		(a) Book Value	(b) Book Value	(c) Fair Market Value
Assets	1 Cash—non-interest-bearing	871,969	3,642,068	3,642,068
	2 Savings and temporary cash investments	3,941,340	6,249,980	6,249,980
	3 Accounts receivable ▶ <u>674,389</u>			
	Less allowance for doubtful accounts ▶ _____	21,555,982	674,389	674,389
	4 Pledges receivable ▶ _____			
	Less allowance for doubtful accounts ▶ _____			
	5 Grants receivable			
	6 Receivables due from officers, directors, trustees, and other disqualified persons (attach schedule) (see instructions)			
	7 Other notes and loans receivable (attach schedule) ▶ _____			
	Less allowance for doubtful accounts ▶ _____			
	8 Inventories for sale or use	23,360	30,028	30,028
	9 Prepaid expenses and deferred charges	162,210	103,896	103,896
	10a Investments—U S and state government obligations (attach schedule)			
	b Investments—corporate stock (attach schedule)	295,862,027	332,838,086	423,899,438
	c Investments—corporate bonds (attach schedule)			
	11 Investments—land, buildings, and equipment basis ▶ _____			
Less accumulated depreciation (attach schedule) ▶ _____				
12 Investments—mortgage loans				
13 Investments—other (attach schedule)	769,870,317	870,424,071	937,765,680	
14 Land, buildings, and equipment basis ▶ <u>14,563,307</u>				
Less accumulated depreciation (attach schedule) ▶ <u>8,103,475</u>	6,522,119	6,459,832	6,459,832	
15 Other assets (describe ▶ _____)				
16 Total assets (to be completed by all filers—see the instructions Also, see page 1, item I)	1,098,809,324	1,220,422,350	1,378,825,311	
Liabilities	17 Accounts payable and accrued expenses	1,252,631	1,243,756	
	18 Grants payable			
	19 Deferred revenue			
	20 Loans from officers, directors, trustees, and other disqualified persons			
	21 Mortgages and other notes payable (attach schedule).	2,386,236		
	22 Other liabilities (describe ▶ _____)	24,197,743	25,190,215	
	23 Total liabilities (add lines 17 through 22)	27,836,610	26,433,971	
Net Assets or Fund Balances	Foundations that follow SFAS 117, check here ▶ <input checked="" type="checkbox"/> and complete lines 24 through 26 and lines 30 and 31.			
	24 Unrestricted	1,070,972,714	1,193,988,379	
	25 Temporarily restricted			
	26 Permanently restricted			
	Foundations that do not follow SFAS 117, check here ▶ <input type="checkbox"/> and complete lines 27 through 31.			
	27 Capital stock, trust principal, or current funds			
	28 Paid-in or capital surplus, or land, bldg , and equipment fund			
	29 Retained earnings, accumulated income, endowment, or other funds			
30 Total net assets or fund balances (see instructions)	1,070,972,714	1,193,988,379		
31 Total liabilities and net assets/fund balances (see instructions) .	1,098,809,324	1,220,422,350		

Part III Analysis of Changes in Net Assets or Fund Balances

1 Total net assets or fund balances at beginning of year—Part II, column (a), line 30 (must agree with end-of-year figure reported on prior year's return)	1	1,070,972,714
2 Enter amount from Part I, line 27a	2	129,045,172
3 Other increases not included in line 2 (itemize) ▶ _____	3	
4 Add lines 1, 2, and 3	4	1,200,017,886
5 Decreases not included in line 2 (itemize) ▶ _____	5	6,029,507
6 Total net assets or fund balances at end of year (line 4 minus line 5)—Part II, column (b), line 30 .	6	1,193,988,379

Part IV Capital Gains and Losses for Tax on Investment Income

(a) List and describe the kind(s) of property sold (e g , real estate, 2-story brick warehouse, or common stock, 200 shs MLC Co)	(b) How acquired P—Purchase D—Donation	(c) Date acquired (mo , day, yr)	(d) Date sold (mo , day, yr)
1a See Additional Data Table			
b			
c			
d			
e			

(e) Gross sales price	(f) Depreciation allowed (or allowable)	(g) Cost or other basis plus expense of sale	(h) Gain or (loss) (e) plus (f) minus (g)
a See Additional Data Table			
b			
c			
d			
e			

Complete only for assets showing gain in column (h) and owned by the foundation on 12/31/69			(l) Gains (Col (h) gain minus col (k), but not less than -0-) or Losses (from col (h))
(i) F M V as of 12/31/69	(j) Adjusted basis as of 12/31/69	(k) Excess of col (i) over col (j), if any	
a See Additional Data Table			
b			
c			
d			
e			

2 Capital gain net income or (net capital loss) { If gain, also enter in Part I, line 7 If (loss), enter -0- in Part I, line 7 }	2	45,413,432
3 Net short-term capital gain or (loss) as defined in sections 1222(5) and (6) If gain, also enter in Part I, line 8, column (c) (see instructions) If (loss), enter -0- in Part I, line 8 }	3	741,779

Part V Qualification Under Section 4940(e) for Reduced Tax on Net Investment Income

(For optional use by domestic private foundations subject to the section 4940(a) tax on net investment income)

If section 4940(d)(2) applies, leave this part blank

Was the foundation liable for the section 4942 tax on the distributable amount of any year in the base period? ☐ Yes ☒ No

If "Yes," the foundation does not qualify under section 4940(e) Do not complete this part

1 Enter the appropriate amount in each column for each year, see instructions before making any entries

(a) Base period years Calendar year (or tax year beginning in)	(b) Adjusted qualifying distributions	(c) Net value of noncharitable-use assets	(d) Distribution ratio (col (b) divided by col (c))
2017	85,543,087	1,323,372,014	0 06464
2016	83,425,948	1,125,953,063	0 074094
2015	80,378,653	1,135,271,273	0 070801
2014	77,932,860	1,057,622,938	0 073687
2013	71,442,133	961,476,542	0 074305

2 Total of line 1, column (d)	2	0 357527
3 Average distribution ratio for the 5-year base period—divide the total on line 2 by 5 0, or by the number of years the foundation has been in existence if less than 5 years	3	0 071505
4 Enter the net value of noncharitable-use assets for 2018 from Part X, line 5	4	1,342,814,402
5 Multiply line 4 by line 3	5	96,017,944
6 Enter 1% of net investment income (1% of Part I, line 27b)	6	1,166,208
7 Add lines 5 and 6	7	97,184,152
8 Enter qualifying distributions from Part XII, line 4 ,	8	87,643,363

If line 8 is equal to or greater than line 7, check the box in Part VI, line 1b, and complete that part using a 1% tax rate See the Part VI instructions









Part VI Excise Tax Based on Investment Income (Section 4940(a), 4940(b), 4940(e), or 4948—see instructions)

1a	Exempt operating foundations described in section 4940(d)(2), check here <input type="checkbox"/> and enter "N/A" on line 1 Date of ruling or determination letter _____ (attach copy of letter if necessary—see instructions)		
b	Domestic foundations that meet the section 4940(e) requirements in Part V, check here <input type="checkbox"/> and enter 1% of Part I, line 27b	1	2,332,416
c	All other domestic foundations enter 2% of line 27b. Exempt foreign organizations enter 4% of Part I, line 12, col (b)		
2	Tax under section 511 (domestic section 4947(a)(1) trusts and taxable foundations only. Others enter -0-)	2	
3	Add lines 1 and 2.	3	2,332,416
4	Subtitle A (income) tax (domestic section 4947(a)(1) trusts and taxable foundations only. Others enter -0-)	4	
5	Tax based on investment income. Subtract line 4 from line 3. If zero or less, enter -0-	5	2,332,416
6	Credits/Payments		
a	2018 estimated tax payments and 2017 overpayment credited to 2018	6a	2,075,000
b	Exempt foreign organizations—tax withheld at source	6b	
c	Tax paid with application for extension of time to file (Form 8868)	6c	100,000
d	Backup withholding erroneously withheld	6d	
7	Total credits and payments. Add lines 6a through 6d.	7	2,175,000
8	Enter any penalty for underpayment of estimated tax. Check here <input checked="" type="checkbox"/> if Form 2220 is attached	8	1,404
9	Tax due. If the total of lines 5 and 8 is more than line 7, enter amount owed	9	158,820
10	Overpayment. If line 7 is more than the total of lines 5 and 8, enter the amount overpaid	10	
11	Enter the amount of line 10 to be Credited to 2019 estimated tax Refunded	11	




















Part VII-A Statements Regarding Activities

	Yes	No
1a During the tax year, did the foundation attempt to influence any national, state, or local legislation or did it participate or intervene in any political campaign?	1a	No
b Did it spend more than \$100 during the year (either directly or indirectly) for political purposes? (see Instructions for definition). If the answer is "Yes" to 1a or 1b , attach a detailed description of the activities and copies of any materials published or distributed by the foundation in connection with the activities	1b	No
c Did the foundation file Form 1120-POL for this year?	1c	No
d Enter the amount (if any) of tax on political expenditures (section 4955) imposed during the year (1) On the foundation \$ 0 (2) On foundation managers \$ 0		
e Enter the reimbursement (if any) paid by the foundation during the year for political expenditure tax imposed on foundation managers \$ 0		
2 Has the foundation engaged in any activities that have not previously been reported to the IRS? If "Yes," attach a detailed description of the activities	2	No
3 Has the foundation made any changes, not previously reported to the IRS, in its governing instrument, articles of incorporation, or bylaws, or other similar instruments? If "Yes," attach a conformed copy of the changes	3	No
4a Did the foundation have unrelated business gross income of \$1,000 or more during the year?	4a	Yes
b If "Yes," has it filed a tax return on Form 990-T for this year?	4b	Yes
5 Was there a liquidation, termination, dissolution, or substantial contraction during the year? If "Yes," attach the statement required by General Instruction T	5	No
6 Are the requirements of section 508(e) (relating to sections 4941 through 4945) satisfied either • By language in the governing instrument, or • By state legislation that effectively amends the governing instrument so that no mandatory directions that conflict with the state law remain in the governing instrument?	6	Yes
7 Did the foundation have at least \$5,000 in assets at any time during the year? If "Yes," complete Part II, col (c), and Part XV	7	Yes
8a Enter the states to which the foundation reports or with which it is registered (see instructions) MA		
b If the answer is "Yes" to line 7, has the foundation furnished a copy of Form 990-PF to the Attorney General (or designate) of each state as required by General Instruction G? If "No," attach explanation .	8b	Yes
9 Is the foundation claiming status as a private operating foundation within the meaning of section 4942(j)(3) or 4942(j)(5) for calendar year 2018 or the taxable year beginning in 2018? See the instructions for Part XIV. If "Yes," complete Part XIV	9	Yes
10 Did any persons become substantial contributors during the tax year? If "Yes," attach a schedule listing their names and addresses	10	No

Part VII-A Statements Regarding Activities (continued)

11	At any time during the year, did the foundation, directly or indirectly, own a controlled entity within the meaning of section 512(b)(13)? If "Yes," attach schedule See instructions 	11	Yes	
12	Did the foundation make a distribution to a donor advised fund over which the foundation or a disqualified person had advisory privileges? If "Yes," attach statement See instructions	12		No
13	Did the foundation comply with the public inspection requirements for its annual returns and exemption application? Website address  http://www.cummingsfoundation.org	13	Yes	
14	The books are in care of  WILLIAM F GRANT Telephone no  (781) 935-8000			
	Located at  200 WEST CUMMINGS PARK WOBURN MA ZIP+4  01801			
15	Section 4947(a)(1) nonexempt charitable trusts filing Form 990-PF in lieu of Form 1041 —check here  15			
16	At any time during calendar year 2018, did the foundation have an interest in or a signature or other authority over a bank, securities, or other financial account in a foreign country? See the instructions for exceptions and filing requirements for FinCEN Form 114 If "Yes", enter the name of the foreign country 	16	Yes	No

Part VII-B Statements Regarding Activities for Which Form 4720 May Be Required

File Form 4720 if any item is checked in the "Yes" column, unless an exception applies.			Yes	No
1a	During the year did the foundation (either directly or indirectly)			
	(1) Engage in the sale or exchange, or leasing of property with a disqualified person?  Yes  No			
	(2) Borrow money from, lend money to, or otherwise extend credit to (or accept it from) a disqualified person?  Yes  No			
	(3) Furnish goods, services, or facilities to (or accept them from) a disqualified person?  Yes  No			
	(4) Pay compensation to, or pay or reimburse the expenses of, a disqualified person?  Yes  No			
	(5) Transfer any income or assets to a disqualified person (or make any of either available for the benefit or use of a disqualified person)?  Yes  No			
	(6) Agree to pay money or property to a government official? (Exception. Check "No" if the foundation agreed to make a grant to or to employ the official for a period after termination of government service, if terminating within 90 days).  Yes  No			
b	If any answer is "Yes" to 1a(1)–(6), did any of the acts fail to qualify under the exceptions described in Regulations section 53.4941(d)-3 or in a current notice regarding disaster assistance? See instructions 	1b		No
c	Did the foundation engage in a prior year in any of the acts described in 1a, other than excepted acts, that were not corrected before the first day of the tax year beginning in 2018?	1c		No
2	Taxes on failure to distribute income (section 4942) (does not apply for years the foundation was a private operating foundation defined in section 4942(j)(3) or 4942(j)(5))			
a	At the end of tax year 2018, did the foundation have any undistributed income (lines 6d and 6e, Part XIII) for tax year(s) beginning before 2018?  Yes  No If "Yes," list the years  20____, 20____, 20____, 20____			
b	Are there any years listed in 2a for which the foundation is not applying the provisions of section 4942(a)(2) (relating to incorrect valuation of assets) to the year's undistributed income? (If applying section 4942(a)(2) to all years listed, answer "No" and attach statement—see instructions).	2b		
c	If the provisions of section 4942(a)(2) are being applied to any of the years listed in 2a, list the years here  20____, 20____, 20____, 20____			
3a	Did the foundation hold more than a 2% direct or indirect interest in any business enterprise at any time during the year?  Yes  No			
b	If "Yes," did it have excess business holdings in 2018 as a result of (1) any purchase by the foundation or disqualified persons after May 26, 1969, (2) the lapse of the 5-year period (or longer period approved by the Commissioner under section 4943(c)(7)) to dispose of holdings acquired by gift or bequest, or (3) the lapse of the 10-, 15-, or 20-year first phase holding period? (Use Schedule C, Form 4720, to determine if the foundation had excess business holdings in 2018).	3b		No
4a	Did the foundation invest during the year any amount in a manner that would jeopardize its charitable purposes?	4a		No
b	Did the foundation make any investment in a prior year (but after December 31, 1969) that could jeopardize its charitable purpose that had not been removed from jeopardy before the first day of the tax year beginning in 2018?	4b		No

Part VII-B Statements Regarding Activities for Which Form 4720 May Be Required (continued)

5a	During the year did the foundation pay or incur any amount to		Yes	No
(1)	Carry on propaganda, or otherwise attempt to influence legislation (section 4945(e))?	<input type="checkbox"/> Yes <input checked="" type="checkbox"/> No		
(2)	Influence the outcome of any specific public election (see section 4955), or to carry on, directly or indirectly, any voter registration drive?	<input type="checkbox"/> Yes <input checked="" type="checkbox"/> No		
(3)	Provide a grant to an individual for travel, study, or other similar purposes?	<input type="checkbox"/> Yes <input checked="" type="checkbox"/> No		
(4)	Provide a grant to an organization other than a charitable, etc., organization described in section 4945(d)(4)(A)? See instructions.	<input type="checkbox"/> Yes <input checked="" type="checkbox"/> No		
(5)	Provide for any purpose other than religious, charitable, scientific, literary, or educational purposes, or for the prevention of cruelty to children or animals?	<input type="checkbox"/> Yes <input checked="" type="checkbox"/> No		
b	If any answer is "Yes" to 5a(1)–(5), did any of the transactions fail to qualify under the exceptions described in Regulations section 53.4945 or in a current notice regarding disaster assistance? See instructions.		5b	
	Organizations relying on a current notice regarding disaster assistance check here.	<input checked="" type="checkbox"/>		
c	If the answer is "Yes" to question 5a(4), does the foundation claim exemption from the tax because it maintained expenditure responsibility for the grant? If "Yes," attach the statement required by Regulations section 53.4945–5(d)	<input type="checkbox"/> Yes <input type="checkbox"/> No		
6a	Did the foundation, during the year, receive any funds, directly or indirectly, to pay premiums on a personal benefit contract?	<input type="checkbox"/> Yes <input checked="" type="checkbox"/> No	6b	No
b	Did the foundation, during the year, pay premiums, directly or indirectly, on a personal benefit contract? If "Yes" to 6b, file Form 8870			
7a	At any time during the tax year, was the foundation a party to a prohibited tax shelter transaction?	<input type="checkbox"/> Yes <input checked="" type="checkbox"/> No	7b	
b	If yes, did the foundation receive any proceeds or have any net income attributable to the transaction?			
8	Is the foundation subject to the section 4960 tax on payment(s) of more than \$1,000,000 in remuneration or excess parachute payment during the year?	<input type="checkbox"/> Yes <input checked="" type="checkbox"/> No		

Part VIII Information About Officers, Directors, Trustees, Foundation Managers, Highly Paid Employees, and Contractors

1 List all officers, directors, trustees, foundation managers and their compensation. See instructions				
(a) Name and address	(b) Title, and average hours per week devoted to position	(c) Compensation (If not paid, enter -0-)	(d) Contributions to employee benefit plans and deferred compensation	(e) Expense account, other allowances
See Additional Data Table				
2 Compensation of five highest-paid employees (other than those included on line 1—see instructions). If none, enter "NONE."				
(a) Name and address of each employee paid more than \$50,000	(b) Title, and average hours per week devoted to position	(c) Compensation	(d) Contributions to employee benefit plans and deferred compensation	(e) Expense account, other allowances
SHANNON DEPIERRO 200 WEST CUMMINGS PARK WOBBURN, MA 01801	ACCOUNT MANAGER 50 0	211,554	14,645	0
KARA MURPHY 200 WEST CUMMINGS PARK WOBBURN, MA 01801	ACCOUNT MANAGER 50 0	142,976	14,230	0
MICHAEL DONAGHEY 200 WEST CUMMINGS PARK WOBBURN, MA 01801	ELECTRICAL TL 50 0	137,437	24,741	0
MICHAEL DEPIERRO 200 WEST CUMMINGS PARK WOBBURN, MA 01801	CARPENTRY TL 50 0	133,606	13,501	0
MARK LYNCH 200 WEST CUMMINGS PARK WOBBURN, MA 01801	CARPENTER - LEAD 50 0	133,441	21,849	0
Total number of other employees paid over \$50,000.				

Part VIII Information About Officers, Directors, Trustees, Foundation Managers, Highly Paid Employees, and Contractors (continued)
3 Five highest-paid independent contractors for professional services (see instructions). If none, enter "NONE".

(a) Name and address of each person paid more than \$50,000	(b) Type of service	(c) Compensation
COMMONFUND	INVESTMENT SVCS	1,745,645
15 OLD DANBURY ROAD WILTON, CT 06897		
VNA CARE ADVANTAGE INC	ASSISTED LIVING SVCS	1,740,262
120 THOMAS STREET WORCESTER, MA 01608		
MERRILL LYNCH TRUST CO	INVESTMENT SVCS	1,686,249
ONE FEDERAL STREET BOSTON, MA 02134		
lahey health at home	ASSISTED LIVING SVCS	678,900
800 west cummings park s-5000 WOBBURN, MA 01801		
Strategic Partners Fund Solutions	INVESTMENT SVCS	475,000
345 Park Avenue NEW YORK, NY 10154		
Total number of others receiving over \$50,000 for professional services. ►		6

Part IX-A Summary of Direct Charitable Activities

List the foundation's four largest direct charitable activities during the tax year. Include relevant statistical information such as the number of organizations and other beneficiaries served, conferences convened, research papers produced, etc.

	Expenses
1 SEE GENERAL EXPLANATION ATTACHMENT - CUMMINGS SCHOOL OF VETERINARY MEDICINE	73,725,901
2 SEE GENERAL EXPLANATION ATTACHMENT - NEW HORIZONS AT MARLBOROUGH	9,336,462
3 SEE GENERAL EXPLANATION ATTACHMENT - NEW HORIZONS AT CHOATE	3,848,358
4	

Part IX-B Summary of Program-Related Investments (see instructions)

Describe the two largest program-related investments made by the foundation during the tax year on lines 1 and 2	Amount
1	
2	
All other program-related investments See instructions	
3	
Total. Add lines 1 through 3 ►	

Part X Minimum Investment Return (All domestic foundations must complete this part. Foreign foundations, see instructions.)

1	Fair market value of assets not used (or held for use) directly in carrying out charitable, etc., purposes		
a	Average monthly fair market value of securities.	1a	920,483,259
b	Average of monthly cash balances.	1b	2,448,591
c	Fair market value of all other assets (see instructions).	1c	440,331,502
d	Total (add lines 1a, b, and c).	1d	1,363,263,352
e	Reduction claimed for blockage or other factors reported on lines 1a and 1c (attach detailed explanation).	1e	
2	Acquisition indebtedness applicable to line 1 assets.	2	0
3	Subtract line 2 from line 1d.	3	1,363,263,352
4	Cash deemed held for charitable activities. Enter 1 1/2% of line 3 (for greater amount, see instructions).	4	20,448,950
5	Net value of noncharitable-use assets. Subtract line 4 from line 3. Enter here and on Part V, line 4.	5	1,342,814,402
6	Minimum investment return. Enter 5% of line 5.	6	67,140,720

Part XI Distributable Amount (see instructions) (Section 4942(j)(3) and (j)(5) private operating foundations and certain foreign organizations check here ☒ and do not complete this part.)

1	Minimum investment return from Part X, line 6.	1	
2a	Tax on investment income for 2018 from Part VI, line 5.	2a	
b	Income tax for 2018 (This does not include the tax from Part VI).	2b	
c	Add lines 2a and 2b.	2c	
3	Distributable amount before adjustments. Subtract line 2c from line 1.	3	
4	Recoveries of amounts treated as qualifying distributions.	4	
5	Add lines 3 and 4.	5	
6	Deduction from distributable amount (see instructions).	6	
7	Distributable amount as adjusted. Subtract line 6 from line 5. Enter here and on Part XIII, line 1.	7	

Part XII Qualifying Distributions (see instructions)

1	Amounts paid (including administrative expenses) to accomplish charitable, etc., purposes		
a	Expenses, contributions, gifts, etc.—total from Part I, column (d), line 26.	1a	86,979,663
b	Program-related investments—total from Part IX-B.	1b	0
2	Amounts paid to acquire assets used (or held for use) directly in carrying out charitable, etc., purposes.	2	663,700
3	Amounts set aside for specific charitable projects that satisfy the		
a	Suitability test (prior IRS approval required).	3a	0
b	Cash distribution test (attach the required schedule).	3b	0
4	Qualifying distributions. Add lines 1a through 3b. Enter here and on Part V, line 8, and Part XIII, line 4.	4	87,643,363
5	Foundations that qualify under section 4940(e) for the reduced rate of tax on net investment income. Enter 1% of Part I, line 27b. See instructions.	5	
6	Adjusted qualifying distributions. Subtract line 5 from line 4.	6	87,643,363

Note: The amount on line 6 will be used in Part V, column (b), in subsequent years when calculating whether the foundation qualifies for the section 4940(e) reduction of tax in those years.

Part XIII Undistributed Income (see instructions)

	(a) Corpus	(b) Years prior to 2017	(c) 2017	(d) 2018
1 Distributable amount for 2018 from Part XI, line 7				
2 Undistributed income, if any, as of the end of 2018				
a Enter amount for 2017 only.				
b Total for prior years 20____, 20____, 20____				
3 Excess distributions carryover, if any, to 2018				
a From 2013.				
b From 2014.				
c From 2015.				
d From 2016.				
e From 2017.				
f Total of lines 3a through e.				
4 Qualifying distributions for 2018 from Part XII, line 4 ▶ \$ _____				
a Applied to 2017, but not more than line 2a				
b Applied to undistributed income of prior years (Election required—see instructions).				
c Treated as distributions out of corpus (Election required—see instructions).				
d Applied to 2018 distributable amount.				
e Remaining amount distributed out of corpus				
5 Excess distributions carryover applied to 2018 (If an amount appears in column (d), the same amount must be shown in column (a))				
6 Enter the net total of each column as indicated below:				
a Corpus Add lines 3f, 4c, and 4e Subtract line 5				
b Prior years' undistributed income Subtract line 4b from line 2b				
c Enter the amount of prior years' undistributed income for which a notice of deficiency has been issued, or on which the section 4942(a) tax has been previously assessed.				
d Subtract line 6c from line 6b Taxable amount—see instructions				
e Undistributed income for 2017 Subtract line 4a from line 2a Taxable amount—see instructions				
f Undistributed income for 2018 Subtract lines 4d and 5 from line 1 This amount must be distributed in 2019				
7 Amounts treated as distributions out of corpus to satisfy requirements imposed by section 170(b)(1)(F) or 4942(g)(3) (Election may be required - see instructions).				
8 Excess distributions carryover from 2013 not applied on line 5 or line 7 (see instructions).				
9 Excess distributions carryover to 2019. Subtract lines 7 and 8 from line 6a				
10 Analysis of line 9				
a Excess from 2014.				
b Excess from 2015.				
c Excess from 2016.				
d Excess from 2017.				
e Excess from 2018.				

Part XIV Private Operating Foundations (see instructions and Part VII-A, question 9)

1a If the foundation has received a ruling or determination letter that it is a private operating foundation, and the ruling is effective for 2018, enter the date of the ruling. 1990-04-27

b Check box to indicate whether the organization is a private operating foundation described in section ☒ 4942(j)(3) or ☐ 4942(j)(5)

	Tax year	Prior 3 years			(e) Total
	(a) 2018	(b) 2017	(c) 2016	(d) 2015	
2a Enter the lesser of the adjusted net income from Part I or the minimum investment return from Part X for each year listed	67,140,720	66,168,601	56,297,653	56,763,564	246,370,538
b 85% of line 2a	57,069,612	56,243,311	47,853,005	48,249,029	209,414,957
c Qualifying distributions from Part XII, line 4 for each year listed	87,643,363	85,543,087	83,425,948	80,378,653	336,991,051
d Amounts included in line 2c not used directly for active conduct of exempt activities	68,942	174,878	2,130,819	301,008	2,675,647
e Qualifying distributions made directly for active conduct of exempt activities. Subtract line 2d from line 2c	87,574,421	85,368,209	81,295,129	80,077,645	334,315,404
3 Complete 3a, b, or c for the alternative test relied upon					
a "Assets" alternative test—enter					
(1) Value of all assets					
(2) Value of assets qualifying under section 4942(j)(3)(B)(i)					0
b "Endowment" alternative test— enter 2/3 of minimum investment return shown in Part X, line 6 for each year listed.	44,760,480	44,112,401	37,531,769	37,842,343	164,246,993
c "Support" alternative test—enter					
(1) Total support other than gross investment income (interest, dividends, rents, payments on securities loans (section 512(a)(5)), or royalties)					0
(2) Support from general public and 5 or more exempt organizations as provided in section 4942(j)(3)(B)(iii).					0
(3) Largest amount of support from an exempt organization					0
(4) Gross investment income					0

Part XV Supplementary Information (Complete this part only if the foundation had \$5,000 or more in assets at any time during the year—see instructions.)

1 Information Regarding Foundation Managers:

a List any managers of the foundation who have contributed more than 2% of the total contributions received by the foundation before the close of any tax year (but only if they have contributed more than \$5,000) (See section 507(d)(2))
See Additional Data Table

b List any managers of the foundation who own 10% or more of the stock of a corporation (or an equally large portion of the ownership of a partnership or other entity) of which the foundation has a 10% or greater interest

2 Information Regarding Contribution, Grant, Gift, Loan, Scholarship, etc., Programs:

Check here ☒ if the foundation only makes contributions to preselected charitable organizations and does not accept unsolicited requests for funds. If the foundation makes gifts, grants, etc. to individuals or organizations under other conditions, complete items 2a, b, c, and d. See instructions.

a The name, address, and telephone number or email address of the person to whom applications should be addressed

b The form in which applications should be submitted and information and materials they should include

c Any submission deadlines

d Any restrictions or limitations on awards, such as by geographical areas, charitable fields, kinds of institutions, or other factors

Part XV **Supplementary Information** (continued)**3 Grants and Contributions Paid During the Year or Approved for Future Payment**

Recipient	If recipient is an individual, show any relationship to any foundation manager or substantial contributor	Foundation status of recipient	Purpose of grant or contribution	Amount
Name and address (home or business)				
a <i>Paid during the year</i> See Additional Data Table				
Total			▶ 3a	
b <i>Approved for future payment</i>				
Total			▶ 3b	

Enter gross amounts unless otherwise indicated

Part XVI-B Relationship of Activities to the Accomplishment of Exempt Purposes

Form **990-PF** (2018)

Part XVII

- d** If the answer to any of the above is "Yes," complete the following schedule. Column **(b)** should always show the fair market value of the goods, other assets, or services given by the reporting foundation. If the foundation received less than fair market value in any transaction or sharing arrangement, show in column **(d)** the value of the goods, other assets, or services received.

[illegible]

2a Is the foundation directly or indirectly affiliated with, or related to, one or more tax-exempt organizations described in section 501(c) (other than section 501(c)(3)) or in section 527? ☒ Yes ☐ No

b If "Yes," complete the following schedule

(a) Name of organization	(b) Type of organization	(c) Description of relationship
HEM REALTY INC	501(C)(2)	A DIVISION OF CFI
NHC REALTY INC	501(C)(2)	A DIVISION OF CFI

Under penalties of perjury, I declare that I have examined this return, including accompanying schedules and statements, and to the best of my knowledge and belief, it is true, correct, and complete. Declaration of preparer (other than taxpayer) is based on all information of which preparer has any knowledge.

<div style="border-bottom: 1px solid black; height: 40px; margin-bottom: 5px;"></div> <div style="border-bottom: 1px solid black; height: 40px;"></div>	<div style="border-bottom: 1px solid black; height: 40px; margin-bottom: 5px; text-align: center;">2019-11-15</div> <div style="border-bottom: 1px solid black; height: 40px;"></div>	<div style="border-bottom: 1px solid black; height: 40px; margin-bottom: 5px;"></div> <div style="border-bottom: 1px solid black; height: 40px;"></div>
Signature of officer or trustee	Date	Title

May the IRS discuss this return with the preparer shown below
 (see instr)? ☒ **Yes** ☐ **No**

Paid Preparer Use Only	MICHAEL SALES				
	Firm's name ▶ ERNST & YOUNG US LLP				Firm's EIN ▶
	Firm's address ▶ 99 WOOD AVENUE SOUTH ISELIN, NJ 08830				Phone no (732) 516-4200

Form **990-PF** (2018)

Form 990PF Part IV - Capital Gains and Losses for Tax on Investment Income - Columns a - d

List and describe the kind(s) of property sold (e g , real estate, (a) 2-story brick warehouse, or common stock, 200 shs MLC Co)	(b) How acquired P—Purchase D—Donation	(c) Date acquired (mo , day, yr)	(d) Date sold (mo , day, yr)
1 PUBLICLY TRADED SECURITIES - SHORT TERM	P		
1 PUBLICLY TRADED SECURITIES - LONG TERM	P		
CAPITAL GAIN DISTRIBUTIONS	P		
GAIN ON SALE OF LOT 42	D		
GAIN ON SALE OF 2006 FORD BUS	D		
LOSS ON MISCELLANEOUS SALES	D		
KKR	P		
HFA SELECTS	P		
OAK V	P		
ORBIMED	P		

Form 990PF Part IV - Capital Gains and Losses for Tax on Investment Income - Columns e - h

(e) Gross sales price	(f) Depreciation allowed (or allowable)	(g) Cost or other basis plus expense of sale	(h) Gain or (loss) (e) plus (f) minus (g)
67,234,390		69,915,471	-2,681,081
78,648,675		60,107,218	18,541,457
11,716			11,716
6,070,224		70,491	5,999,733
4,775			4,775
		5,808	-5,808
1,857,390			1,857,390
1,490,656			1,490,656
		259,948	-259,948
1,055,210			1,055,210

Form 990PF Part IV - Capital Gains and Losses for Tax on Investment Income - Columns i - l

Complete only for assets showing gain in column (h) and owned by the foundation on 12/31/69			(I) Gains (Col (h) gain minus col (k), but not less than -0-) or Losses (from col (h))
(i) F M V as of 12/31/69	(j) Adjusted basis as of 12/31/69	(k) Excess of col (i) over col (j), if any	
			-2,681,081
			18,541,457
			11,716
			5,999,733
			4,775
			-5,808
			1,857,390
			1,490,656
			-259,948
			1,055,210

Form 990PF Part IV - Capital Gains and Losses for Tax on Investment Income - Columns a - d

List and describe the kind(s) of property sold (e g , real estate, (a) 2-story brick warehouse, or common stock, 200 shs MLC Co)	(b) How acquired P—Purchase D—Donation	(c) Date acquired (mo , day, yr)	(d) Date sold (mo , day, yr)
STP OFFSHORE	P		
1 CARLYLE CSP III TACTICAL DIST OVER BASIS	P		
COMMON FUND MARKETABLE	P		
CARLYLE STRATEGIC III (CAYMAN) LP	P		
CF CAPITAL INTERNATIONAL PTRS VII LP	P		
CF CAPITAL INTERNATIONAL PTRS VII LP	P		
CF CAPITAL INTERN PTRS VII LP - 1256	P		
CF CAPITAL NATURAL RCRS IX LP	P		
CF CAPITAL NATURAL RCRS IX LP	P		
CF CAPITAL NATURAL RCRS IX LP - 1231	P		

Form 990PF Part IV - Capital Gains and Losses for Tax on Investment Income - Columns e - h

(e) Gross sales price	Depreciation allowed (f) (or allowable)	Cost or other basis (g) plus expense of sale	Gain or (loss) (h) (e) plus (f) minus (g)
1,106,481			1,106,481
325			325
1,388,088			1,388,088
50,472			50,472
754			754
107,650			107,650
2			2
45,395			45,395
		63,957	-63,957
222,163			222,163

Form 990PF Part IV - Capital Gains and Losses for Tax on Investment Income - Columns i - l

Complete only for assets showing gain in column (h) and owned by the foundation on 12/31/69			(I) Gains (Col (h) gain minus col (k), but not less than -0-) or Losses (from col (h))
(i) F M V as of 12/31/69	Adjusted basis (j) as of 12/31/69	Excess of col (i) (k) over col (j), if any	
			1,106,481
			325
			1,388,088
			50,472
			754
			107,650
			2
			45,395
			-63,957
			222,163

Form 990PF Part IV - Capital Gains and Losses for Tax on Investment Income - Columns a - d			
List and describe the kind(s) of property sold (e g , real estate, (a) 2-story brick warehouse, or common stock, 200 shs MLC Co)	(b) How acquired P—Purchase D—Donation	(c) Date acquired (mo , day, yr)	(d) Date sold (mo , day, yr)
CF CAPITAL NATURAL RCRS IX LP - 1256	P		
1 CF CAPITAL PRIVATE EQUITY PTRS VIII LP	P		
CF CAPITAL PRIVATE EQUITY PTRS VIII LP	P		
CF CAP PRIV EQUITY PTRS VIII LP - 1231	P		
CF CAPITAL VENTURE PARTNERS IX LP	P		
CF CAPITAL VENTURE PARTNERS IX LP	P		
CF GLOBAL DISTRESSED INVESTORS LLC	P		
CF GLOBAL DISTRESSED INVESTORS LLC	P		
CF GLOBAL DISTRESSED INVSTRS LLC - 1231	P		
CF STRATEGIC SOLUTIONS GLOBAL EQUITY LLC	P		

Form 990PF Part IV - Capital Gains and Losses for Tax on Investment Income - Columns e - h

(e) Gross sales price	(f) Depreciation allowed (or allowable)	(g) Cost or other basis plus expense of sale	(h) Gain or (loss) (e) plus (f) minus (g)
		727	-727
		193	-193
171,145			171,145
10			10
3,255			3,255
266,047			266,047
		319	-319
121,365			121,365
4,714			4,714
3,197,956			3,197,956

Form 990PF Part IV - Capital Gains and Losses for Tax on Investment Income - Columns i - l

Complete only for assets showing gain in column (h) and owned by the foundation on 12/31/69			(l) Gains (Col (h) gain minus col (k), but not less than -0-) or Losses (from col (h))
(i) F M V as of 12/31/69	(j) Adjusted basis as of 12/31/69	(k) Excess of col (i) over col (j), if any	
			-727
			-193
			171,145
			10
			3,255
			266,047
			-319
			121,365
			4,714
			3,197,956

Form 990PF Part IV - Capital Gains and Losses for Tax on Investment Income - Columns a - d

List and describe the kind(s) of property sold (e g , real estate, (a) 2-story brick warehouse, or common stock, 200 shs MLC Co)		(b) How acquired P—Purchase D—Donation	(c) Date acquired (mo , day, yr)	(d) Date sold (mo , day, yr)
CF STRATEGIC SOLUTIONS GLOBAL EQUITY LLC		P		
1	CF STRATEGIC SOLUTIONS GLOBAL LLC - 1256	P		
CSP III TACTICAL ACQSTS AIV (CAYMAN) LP		P		
CUMMINGS FDN PRIVATE CAP FUND, LP		P		
CUMMINGS FDN PRIVATE CAP FUND, LP		P		
CUMMINGS FDN PRIVATE CAP FUND, LP - 1231		P		
CUMMINGS FDN PRIV CAP FUND, LP - 1256		P		
PROVIDENCE EQUITY PARTNERS VII LP		P		
CRESCENT MEZZANINE PARTNERS VIIB, L P		P		
CRESCENT MEZZANINE PARTNERS VIIB, L P		P		

Form 990PF Part IV - Capital Gains and Losses for Tax on Investment Income - Columns e - h

(e) Gross sales price	Depreciation allowed (f) (or allowable)	Cost or other basis (g) plus expense of sale	Gain or (loss) (h) (e) plus (f) minus (g)
2,930,035			2,930,035
929,653			929,653
		241,323	-241,323
187,933			187,933
2,382,661			2,382,661
759,555			759,555
		180	-180
4,633,059			4,633,059
283			283
112,882			112,882

Form 990PF Part IV - Capital Gains and Losses for Tax on Investment Income - Columns i - l

Complete only for assets showing gain in column (h) and owned by the foundation on 12/31/69			(I) Gains (Col (h) gain minus col (k), but not less than -0-) or Losses (from col (h))
(i) F M V as of 12/31/69	Adjusted basis (j) as of 12/31/69	Excess of col (i) (k) over col (j), if any	
			2,930,035
			929,653
			-241,323
			187,933
			2,382,661
			759,555
			-180
			4,633,059
			283
			112,882

Form 990PF Part IV - Capital Gains and Losses for Tax on Investment Income - Columns a - d

List and describe the kind(s) of property sold (e g , real estate, (a) 2-story brick warehouse, or common stock, 200 shs MLC Co)	(b) How acquired P—Purchase D—Donation	(c) Date acquired (mo , day, yr)	(d) Date sold (mo , day, yr)
COMMON FUND	P		
1 CF MULTISTRATEGY GLOBAL	P		
CF MULTISTRATEGY GLOBAL	P		

Form 990PF Part IV - Capital Gains and Losses for Tax on Investment Income - Columns e - h

(e) Gross sales price	(f) Depreciation allowed (or allowable)	(g) Cost or other basis plus expense of sale	(h) Gain or (loss) (e) plus (f) minus (g)
1,433,651			1,433,651
		6,396	-6,396
		343,107	-343,107

Form 990PF Part IV - Capital Gains and Losses for Tax on Investment Income - Columns i - l

Complete only for assets showing gain in column (h) and owned by the foundation on 12/31/69			(l) Gains (Col (h) gain minus col (k), but not less than -0-) or Losses (from col (h))
(i) F M V as of 12/31/69	(j) Adjusted basis as of 12/31/69	(k) Excess of col (i) over col (j), if any	
			1,433,651
			-6,396
			-343,107

Form 990FP Part VIII Line 1 - List all officers, directors, trustees, foundation managers and their compensation

(a) Name and address	Title, and average hours per week (b) devoted to position	(c) Compensation (If not paid, enter -0-)	(d) Contributions to employee benefit plans and deferred compensation	Expense account, (e) other allowances
Joyce M Cummings	TRUSTEE & TREASURER 1 0	0	0	0
200 West Cummings Park Woburn, MA 01801				
Patricia A Cummings PSY D	TRUSTEE & Vice President 1 0	0	0	0
200 West Cummings Park Woburn, MA 01801				
William S Cummings	TRUSTEE & PRESIDENT 1 0	0	0	0
200 West Cummings Park Woburn, MA 01801				
Joseph Abate MD	Trustee 1 0	0	0	0
200 West Cummings Park Woburn, MA 01801				
Anthony P Monaco MD PHD	Trustee 1 0	0	0	0
Tufts University Medford, MA 02155				
HON Margot Botsford	Trustee 1 0	0	0	0
200 WEST CUMMINGS PARK WOBURN, MA 01801				
Paul C Casey	Trustee 1 0	0	0	0
200 West Cummings Park Woburn, MA 01801				
Carol A Donovan	Trustee 1 0	0	0	0
200 West Cummings Park Woburn, MA 01801				
DEBORAH T KOCEVAR DVM PHD	Trustee 1 0	0	0	0
TUFTS UNIVERSITY MEDFORD, MA 02155				
Jason Z Morris PhD	Trustee 1 0	0	0	0
fordham university bronx, NY 10458				
Marilyn Cummings Morris MD MPH	Trustee 1 0	0	0	0
Childrens Hospital New York, NY 10001				
Richard C Ockerbloom	Trustee 1 0	0	0	0
200 West Cummings Park Woburn, MA 01801				
Arlan F Fuller MD	Trustee 1 0	0	0	0
200 West Cummings Park Woburn, MA 01801				
LAURIE GABRIEL	TRUSTEE 1 0	0	0	0
200 WEST CUMMINGS PARK WOBURN, MA 01801				
David Harris PHD	Trustee 1 0	0	0	0
200 West Cummings Park Woburn, MA 01801				

Form 990PF Part VIII Line 1 - List all officers, directors, trustees, foundation managers and their compensation

(a) Name and address	Title, and average hours per week (b) devoted to position	(c) Compensation (If not paid, enter -0-)	(d) Contributions to employee benefit plans and deferred compensation	Expense account, (e) other allowances
JOEL B SWETS 200 West Cummings Park Woburn, MA 01801	EXEC DIR, CUMMINGS FND 50 0	155,959	14,268	0
CHRISTINE COAKLEY 200 West Cummings Park Woburn, MA 01801				
ANDY EICK 200 West Cummings Park Woburn, MA 01801	EXEC DIR NHM 50 0	154,890	21,376	26,400

Form 990PF Part XV Line 1a - List any managers of the foundation who have contributed more than 2% of the total contributions received by the foundation before the close of any tax year (but only if they have contributed more than \$5,000).

WILLIAM S CUMMINGS PATRICIA A CU
JOYCE CUMMINGS AND JASON Z MORRIS

Form 990PF Part XV Line 3 - Grants and Contributions Paid During the Year or Approved for Future Payment				
Recipient	If recipient is an individual, show any relationship to any foundation manager or substantial contributor	Foundation status of recipient	Purpose of grant or contribution	Amount
Name and address (home or business)				
a Paid during the year				
AIDS ACTION COMMITTEE OF MA 75 AMORY STREET BOSTON, MA 02119	None	PC	Community Healthcare Program	620
ALZHEIMERS DISEASE AND RELATED Disorders Assc inc 225 NORTH MICHIGAN AVE FLOOR 17 CHICAGO, IL 60601	None	PC	Alzheimers Research	150
AMERICAN DIABETES ASSOCIATON 2451 CRYSTAL DR SUITE 900 ARLINGTON, VA 22202	None	PC	Diabetes Research	50
Total ▶ 3a				68,942

Form 990PF Part XV Line 3 - Grants and Contributions Paid During the Year or Approved for Future Payment				
Recipient	If recipient is an individual, show any relationship to any foundation manager or substantial contributor	Foundation status of recipient	Purpose of grant or contribution	Amount
Name and address (home or business)				
a <i>Paid during the year</i>				
ASSABET VALLEY REGIONAL VOCATIONAL 215 FITCHBURG STREET MARLBOROUGH, MA 01752	None	PC	Youth Education	1,250
BOYS AND GIRLS CLUB OF METROWEST 169 PLEASANT ST MARLBOROUGH, MA 01752	None	PC	Youth Extracurricular Activity	274
BUDDY DOG HUMANE SOCIETY INC PO BOX 296 SUDBURY, MA 01776	None	PC	Animal Welfare	1,000
Total ▶ 3a				68,942

Form 990PF Part XV Line 3 - Grants and Contributions Paid During the Year or Approved for Future Payment				
Recipient	If recipient is an individual, show any relationship to any foundation manager or substantial contributor	Foundation status of recipient	Purpose of grant or contribution	Amount
Name and address (home or business)				
a <i>Paid during the year</i>				
CITY OF MARLBOROUGH FIRE DEPARTMENT 215 MAPLE STREET MARLBOROUGH, MA 01752	None	PC	Community Enrichment Programs	125
DANA-FARBER CANCER INSTITUTE 450 BROOKLINE AVENUE BOSTON, MA 02115	None	PC	Cancer Research Treatment	537
FIRST BAPTIST CHURCH3 WINN STREET WOBURN, MA 01801	None	PC	Religious Program	200
Total ▶ 3a				68,942

Form 990PF Part XV Line 3 - Grants and Contributions Paid During the Year or Approved for Future Payment				
Recipient	If recipient is an individual, show any relationship to any foundation manager or substantial contributor	Foundation status of recipient	Purpose of grant or contribution	Amount
Name and address (home or business)				
a <i>Paid during the year</i>				
FRIENDS OF WINTER POND PO BOX 342 WINCHESTER, MA 01890	None	PC	Conservation Programs	1,000
KATHI GLAVIN HIGGINS SCHOLARSHIP 223 BOSTON RD BILLERICA, MA 01862	None	PC	Educational Programming	800
MARLBOROUGH HIGH SCHOOL 431 BOLTON ST MARLBOROUGH, MA 01752	None	PC	Youth Extracurricular Activity	1,000
Total ▶ 3a				68,942

Form 990PF Part XV Line 3 - Grants and Contributions Paid During the Year or Approved for Future Payment				
Recipient	If recipient is an individual, show any relationship to any foundation manager or substantial contributor	Foundation status of recipient	Purpose of grant or contribution	Amount
Name and address (home or business)				
a <i>Paid during the year</i>				
MARLBOROUGH ROTARY CHARITABLE ENDOWMENT 254 VEGA ROAD MARLBOROUGH, MA 01752	None	PC	Community Enrichment Programs	100
MAYOR'S CHARITY RELIEF FUND PO BOX 615 MARLBOROUGH, MA 01752	None	PC	Civic Fundraiser	5,000
MEDFORD JINGLE BELL FESTIVAL 74 HIGH STREET MEDFORD, MA 02155	None	PC	Community Healthcare Program	1,000
Total ▶ 3a				68,942

Form 990PF Part XV Line 3 - Grants and Contributions Paid During the Year or Approved for Future Payment				
Recipient	If recipient is an individual, show any relationship to any foundation manager or substantial contributor	Foundation status of recipient	Purpose of grant or contribution	Amount
Name and address (home or business)				
a <i>Paid during the year</i>				
MEDICAL MISSIONARIES OF MARY 563 MINNEFORD AVE BRONX, NY 10464	None	PC	Religious Program	1,000
MUSEUM OF FINE ARTS 465 HUNTINGTON AVENUE BOSTON, MA 02115	None	PC	Cultural Arts Programming	2,500
NESKAYA INCPO BOX 634 FRANCONIA, NH 03580	None	PC	Cultural Arts Programming	250
Total ▶ 3a				68,942

Form 990PF Part XV Line 3 - Grants and Contributions Paid During the Year or Approved for Future Payment				
Recipient	If recipient is an individual, show any relationship to any foundation manager or substantial contributor	Foundation status of recipient	Purpose of grant or contribution	Amount
Name and address (home or business)				
a <i>Paid during the year</i>				
ONE MISSION INCPO BOX 600157 NEWTON, MA 02460	None	PC	Cancer Research Treatment	500
POP WARNER LITTLE SCHOLARS INC PO BOX 106 BILLERICA, MA 01821	None	PC	Youth Extracurricular Activity	800
ST CHARLES SCHOOL8 MYRTLE STREET WOBURN, MA 01801	None	PC	Youth Education	100
Total ▶ 3a				68,942

Form 990PF Part XV Line 3 - Grants and Contributions Paid During the Year or Approved for Future Payment				
Recipient	If recipient is an individual, show any relationship to any foundation manager or substantial contributor	Foundation status of recipient	Purpose of grant or contribution	Amount
Name and address (home or business)				
a <i>Paid during the year</i>				
ST CHARLES BORROMEO PARISH 280 MAIN STREET WOBURN, MA 01801	None	PC	Community Welfare Program	5,000
SUPPORTIVE LIVING INC 400 WEST CUMMINGS PARK SUITE 6100 WOBURN, MA 01801	None	PC	Brain Injury Residence	38,086
UMASS MEMORIAL HEALTH CARE INC 157 UNION STREET MARLBOROUGH, MA 01752	None	PC	Community Healthcare Program	3,000
Total ▶ 3a				68,942

Form 990PF Part XV Line 3 - Grants and Contributions Paid During the Year or Approved for Future Payment				
Recipient	If recipient is an individual, show any relationship to any foundation manager or substantial contributor	Foundation status of recipient	Purpose of grant or contribution	Amount
Name and address (home or business)				
a <i>Paid during the year</i>				
WINCHESTER FOUNDATION FOR EDUCATION PO BOX 1005 WINCHESTER, MA 01890	None	PC	Educational Programming	1,000
WINCHESTER MEALS ON WHEELS 104 SKILLINGS ROAD WINCHESTER, MA 01890	None	PC	Community Welfare Program	1,000
WINCHESTER SENIORS ASSOCIATION INC 109 SKILLINGS ROAD WINCHESTER, MA 01890	None	PC	Elder Services	1,000
Total ▶ 3a				68,942

Form 990PF Part XV Line 3 - Grants and Contributions Paid During the Year or Approved for Future Payment				
Recipient	If recipient is an individual, show any relationship to any foundation manager or substantial contributor	Foundation status of recipient	Purpose of grant or contribution	Amount
Name and address (home or business)				
a <i>Paid during the year</i>				
WINCHESTER SPORTS FOUNDATION PO BOX 493 WINCHESTER, MA 01890	None	PC	Youth Extracurricular Activity	1,000
WOBURN PEEWEE FOOTBALL ASSOCIATION 5 FRANK STREET WOBURN, MA 01801	None	PC	Youth Extracurricular Activity	200
WOODS HOLE COMMUNITY ASSOCIATION PO BOX 327 WOODS HOLE, MA 02543	None	PC	Community Enrichment Programs	400
Total ▶ 3a				68,942

TY 2018 Accounting Fees Schedule**Name:** Cummings Foundation Inc**EIN:** 04-3073023

Category	Amount	Net Investment Income	Adjusted Net Income	Disbursements for Charitable Purposes
ACCOUNTING FEES				26,297

Note: To capture the full content of this document, please select landscape mode (11" x 8.5") when printing.

TY 2018 Depreciation Schedule

Name: Cummings Foundation Inc

EIN: 04-3073023

TY 2018 General Explanation Attachment**Name:** Cummings Foundation Inc**EIN:** 04-3073023**General Explanation Attachment**

Identifier	Return Reference	Explanation	
1	SUMMARY OF DIRECT CHARITABLE ACTIVITIES	SUMMARY OF DIRECT CHARITABLE ACTIVITIES	FORM 990-PF, PART IX-A CUMMINGS SCHOOL OF VETERINARY MEDICINE - \$73,725,901 CUMMINGS FOUNDATION ENTERED INTO A LONG-TERM AGREEMENT WITH TUFTS UNIVERSITY in 2004 TO OPERATE ITS VETERINARY SCHOOL THROUGH A SUBSIDIARY CALLED VETERINARY SCHOOL AT TUFTS, LLC DURING THE TERM OF AGREEMENT, CUMMINGS FOUNDATION WILL CONTRIBUTE AT LEAST \$50 MILLION TO SUPPORT THE RENAMED CUMMINGS SCHOOL OF VETERINARY MEDICINE THE IRS ISSUED A LETTER RULING ON MAY 6, 2004, CONFIRMING THAT THE EXPENDITURES DIRECTED TO TUFTS UNIVERSITY AND THE EXPENSES CUMMINGS FOUNDATION INCURS IN OPERATING THE CUMMINGS SCHOOL CONSTITUTE QUALIFIED DISTRIBUTIONS DIRECTLY FOR THE ACTIVE CONDUCT OF CUMMINGS FOUNDATION'S EXEMPT PURPOSES NEW HORIZONS AT MARLBOROUGH - \$9,336,462 ESTABLISHED IN 1993 AND ACCOMMODATES APPROXIMATELY 500 RESIDENTS AT ITS MARLBOROUGH, MASSACHUSETTS CAMPUS THE FACILITY HAS THE ABILITY TO ACCOMMODATE ACTIVE AND INDEPENDENT SENIORS, SENIORS REQUIRING ASSISTANCE WITH ACTIVITIES OF DAILY LIVING (ASSISTED LIVING RESIDENTS) AND SENIORS SUFFERING FROM ALZHEIMER'S DISEASE NEW HORIZONS AT CHOATE - \$3,848,358 ESTABLISHED IN 1990 AND ACCOMMODATES 125 SENIORS THE FACILITY IS LOCATED IN WOBURN, MA FORMERLY THE CHOATE MEMORIAL HOSPITAL PROPERTY, THIS PROPERTY WAS CONVERTED TO A RETIREMENT COMMUNITY WHICH INCLUDES SUITES FOR INDEPENDENT LIVING AND ASSISTED LIVING UNITS THE FACILITY HAS THE ABILITY TO ACCOMMODATE ACTIVE AND INDEPENDENT SENIORS, SENIORS REQUIRING ASSISTANCE WITH ACTIVITIES OF DAILY LIVING (ASSISTED LIVING RESIDENTS) AND SENIORS SUFFERING FROM ALZHEIMER'S DISEASE CUMMINGS INSTITUTE FOR WORLD JUSTICE, LLC ("CIWJ") (EIN 80-0690363) - \$0 THE PRINCIPAL PURPOSE OF CIWJ IS TO PROMOTE MORE SERIOUS STUDY OF THE HOLOCAUST, GENOCIDES, AND INJUSTICES OF ALL KINDS IN A CORE GROUP OF NEW ENGLAND SCHOOLS CIWJ WAS ESTABLISHED TO SERVE AS AN ACTIVE COORDINATING ORGANIZATION THAT MAKES PROGRAMMING AVAILABLE TO PARTICIPATING SCHOOLS, AND ASSISTS EACH SUCH SCHOOL IN TAILORING A PROGRAM TO THAT SCHOOL'S PARTICULAR NEEDS ORGANIZED AS A SINGLE-MEMBER LLC (AND DISREGARDED ENTITY OF CUMMINGS FOUNDATION, INC) CIWJ HAD NO EXPENSES AND RECEIVED NO REVENUE IN 2018 THE IRS ISSUED A DETERMINATION LETTER ON DECEMBER 9, 2011, CONFIRMING CIWJ WAS LIKELY TO QUALIFY AS A PRIVATE OPERATING FOUNDATION DESCRIBED IN SECTION 4942(J)(3) OF THE INTERNAL REVENUE CODE

General Explanation Attachment

Identifier	Return Reference	Explanation	
2	DESCRIPTION OF RENTAL OF FACILITIES	DESCRIPTION OF RENTAL OF FACILITIES	FORM 990-PF, PART XVII, LINE 1D REPORTING ORGANIZATION HAS A DIVISION CALLED NEW HORIZONS AT MARLBOROUGH, LLC (EIN 75-3031923) ("NHM") NHM IS LESSEE OF REAL PROPERTY FROM HEM REALTY, INC (EIN 30-0553220) ("HEM REALTY"), WHICH IT USES IN OPERATIONS HEM REALTY IS A 501(C)(2) TITLE HOLDING COMPANY THAT IS RELATED TO REPORTING ORGANIZATION BECAUSE HEM REALTY HOLDS TITLE FOR REPORTING ORGANIZATION, AND CONSISTENT WITH ITS PURPOSES WOULD TURN OVER ANY RENT IT COLLECTS TO REPORTING ORGANIZATION, HEM REALTY WAIVES PAYMENT OF RENT FROM REPORTING ORGANIZATION'S DIVISION, NHM REPORTING ORGANIZATION HAS A DIVISION CALLED NEW HORIZONS AT CHOATE, LLC (EIN 75-3031909) ("NHC") NHC IS LESSEE OF REAL PROPERTY FROM NHC REALTY, INC (EIN 30-0553218) ("NHC REALTY"), WHICH IT USES IN OPERATIONS NHC REALTY IS A 501 (C)(2) TITLE HOLDING COMPANY THAT IS RELATED TO REPORTING ORGANIZATION BECAUSE NHC REALTY HOLDS TITLE FOR REPORTING ORGANIZATION, AND CONSISTENT WITH ITS PURPOSES WOULD TURN OVER ANY RENT IT COLLECTS TO REPORTING ORGANIZATION, NHC REALTY WAIVES PAYMENT OF RENT FROM REPORTING ORGANIZATION'S DIVISION, NHC

General Explanation Attachment

Identifier	Return Reference	Explanation	
3	ATTACHMENT TO FORM 990-PF	ATTACHMENT TO FORM 990-pf	<p>During taxable years 2012 2017, Cummings Foundation, Inc transferred assets to OneWorld Boston, Inc pursuant to a plan to transfer substantial assets of Cummings Foundation under 507 (b)(2) for the creation of an endow ment in support of OneWorld Boston While Cummings Foundation, Inc made no transfers to OneWorld Boston, Inc during 2018, the below Expenditure Responsibility Statement is included with this 2018 information return of Cummings Foundation, Inc , pursuant to the requirements of IRC Regulation Secs 53 4945-5(d)(1) and 53 4945-5(c)(2), w hich require Expenditure Responsibility Statements from the grantor for the taxable year in w hich a grant/transfer w as made and the immediately succeeding tw o taxable years, w hen the grants/transfers w ere made for endow ment purposes Expenditure Responsibility Statement for the year 2018 Pursuant to IRC Regulation Sec 53 4945-5(d)(2), Cummings Foundation, Inc (Cummings Foundation) provides the following information (i) Controlled Entity OneWorld Boston, Inc (OneWorld Boston) 200 West Cummings Park Woburn, MA 01801 (ii) Amount of Transfer None in 2018 (iii) Purpose of Transfers Prior years transfers being reported on here w ere made for endow ment purposes in support of OneWorld Boston (EIN 80- 0681389), a grant-making private foundation qualified under IRC sec 501 (c)(3), and a controlled entity of Cummings Foundation, w ithin the meaning of IRC sec 512(b)(13) (iv/vi) Reports OneWorld Boston submitted a full and complete report of its expenditures in 2018 of amounts received from Cummings Foundation in prior years on September 20, 2019 The report reflected that \$11,623,331 w as expended on grants to public charities, \$340,674 70 w as expended on taxes on investment income (sec 4940), \$8,306 92 w as expended on accounting services, and \$16,851 54 w as expended on miscellaneous expenses (v) Diversions To the know ledge of transferor Cummings Foundation no funds have been diverted to any activity other than the activity for w hich the transfer w as originally made (vii) Verification Cummings Foundation has no reason to doubt the accuracy or the reliability of the report from OneWorld Boston, therefore, no independent verification of the report w as made</p>

TY 2018 Investments Corporate Stock Schedule

Name: Cummings Foundation Inc
EIN: 04-3073023

Investments Corporation Stock Schedule

Name of Stock	End of Year Book Value	End of Year Fair Market Value
ANSYS INC COM	843,552	1,465,135
AAC TECHNOLOGIES HLDG	231,980	89,148
ABB LTD SPON ADR	666,619	562,202
ABBOTT LABS	89,205	95,114
ABM INDUSTRIES INC COM	229,618	237,775
ABN AMRO GROUP	337,274	257,788
ACCENTURE PLC SHS	1,082,122	1,182,163
ACUITY BRANDS INC	1,335,560	1,000,941
ADAMAS PHARMACEUTICALS	163,621	89,183
ADIDAS AG SPONSORED ADR	342,583	302,899
ADOBE INC	162,441	178,277
AFFILIATED MANAGERS GRP	841,016	533,756
AIA GROUP LTD	1,893,674	2,091,387
AIR LIQUIDE FN	164,462	174,556
AIR PRODUCTS&CHEM	165,949	158,971
AIRBUS SE	834,803	791,011
ALIBABA GROUP HOLDING LT	1,000,287	930,979
ALLERGAN PLC	264,894	200,785
ALPHABET INC SHS CL A	1,130,432	5,224,800
ALPHABET INC SHS CL C	1,881,522	5,899,870
ALTRIA GROUP INC	265,058	187,361
AMAZON COM INC COM	416,382	470,117
AMBEV SA SHS ADR	204,443	132,338
AMCOR LTD	164,484	129,816
AMDOCS LIMITED	80,792	74,352
AMER EAGLE OUTFITTERS	237,816	200,413
AMERICA MOVIL SAB DE CV	2,180	1,680
AMERICAN EQUITY INVT	137,696	146,883
AMERICAN TOWER REIT INC	277,221	318,403
AMGEN INC COM	3,109,178	3,455,393

Investments Corporation Stock Schedule

Name of Stock	End of Year Book Value	End of Year Fair Market Value
ANHEUSER-BUSCH INBEV ADR	814,126	656,072
ANIXTER INTL INC	173,889	147,397
AON PLC	1,037,753	1,165,431
APPLE INC	4,731,699	13,877,177
APPLIED INDUSTRL TECH	258,420	215,221
APTARGROUP INC	1,112,511	1,714,678
ARAMARK SHS	2,397,371	1,876,440
ARCELIK AS UNSPN ADR	112,632	92,133
ARLO TECH ORD	50,276	32,804
ARMADA HOFFLER PPTYS INC	96,635	89,492
ASAHI KASEI CORP 3407	294,603	248,893
ASE TECHNOLOGY	224,308	172,376
ASGN INC	132,734	106,548
ASHTead GROUP PLC SHS	416,940	404,960
ASM PACIFIC TECHNOL-UNSP	439,806	314,502
ASML HLDG NV NY REG SHS	279,058	212,888
ASML HOLDING N.V. ORD SH	681,984	596,132
ASSA ABLOY AB ADR	346,090	442,657
ASSA ABLOY AB SHS	593,310	498,040
ASSOCIATED BRITISH FOOD	248,918	167,306
ASTRAZENECA PLC SHS FN	1,069,829	1,169,475
ATENTO S A	151,457	96,416
ATN INTERNATIONAL INC	191,058	160,585
AUTOMATIC DATA PROC	3,020,444	6,490,440
BAIDU INC SPON ADR	429,729	409,029
BALCHEM CORP COM	144,265	119,876
BANCO DE CHILE ADR	239,145	266,248
BANCOLOMBIA S.A SPDS ADR	266,471	257,082
BAOZUN INC SHS CL A ADR	361,463	261,634
BARNES GROUP INC DE \$.01	248,035	232,979

Investments Corporation Stock Schedule

Name of Stock	End of Year Book Value	End of Year Fair Market Value
BAXTER INTERNTL INC	820,241	1,974,600
BELDEN INC	185,982	149,954
BERKSHIRE HATHAWAYINC	10,178,736	10,545,897
BHP GROUP LTD	453,356	592,774
BIO RAD LABS CL A	451,147	857,588
BIO TECHNE CORP COM STK	576,434	791,227
BLACKBAUD INC	602,550	1,259,720
BNP PARIBAS	446,385	261,053
BOEING COMPANY	322,706	313,738
BOISE CASCADE CO DEL	184,526	140,715
BOSTON SCIENTIFIC CORP	231,227	297,704
BRENNTAG AG NAMEN-AKT.	319,822	236,972
BRIGHTVIEW HLDGS INC	47,361	32,468
BRITISH AMN TOBACO SPADR	564,003	305,952
BROADCOM LTD	583,755	660,111
BROADRIDGE FINL	488,024	839,701
BROOKFIELD ASSET MGMT	272,870	255,066
BROOKS AUTOMATION INC	203,994	171,086
BRYN MAWR BK CORP COM	74,105	62,264
CANADIAN NATL RAILWAY CO	623,639	673,179
CANADIAN NATURAL RES LTD	328,098	284,082
CARLISLE COS INC	979,717	1,553,078
CARLSBERG AS SPONSOREDAD	254,850	294,600
CARLSBERG AS-B	790,134	784,591
CARRIZO OIL & GAS INC	200,189	120,295
CASELLA WASTE SYS INC A	189,986	164,815
CATALENT INC SHS	103,990	86,836
CDK GLOBAL INC SHS	463,376	1,595,984
CDW CORP	952,207	2,018,907
CELGENE CORP COM	230,621	150,612

Investments Corporation Stock Schedule

Name of Stock	End of Year Book Value	End of Year Fair Market Value
CENTERSTATE BANK CORP	179,132	150,436
CHANGYOU.COM LTD ADR	303,240	202,978
CHEESECAKE FACTORY INC	213,206	193,184
CHINA MERCHANTS BANK	231,456	209,315
CHINA MOBILE LTD SPN ADR	490,388	472,730
CHOICE HOTELS INTLNEW	812,641	776,357
CHUBB LTD	528,926	472,482
CHUNGHWA TELECOM CO LTD	247,679	266,761
CHURCH&DWIGHT CO INC	652,973	1,336,988
CHUYS HLDGS INC	119,183	86,660
CIE FINANCIERE RICHEMONT	209,872	152,529
CIE GENERALE DES	338,624	246,235
CIGNA CORP	63	64
CIGNA CORP REG SHS	305,956	322,864
CITIGROUP INC COM NEW	664,801	498,813
CITY HOLDING CO CHARLSTN	145,981	131,801
CNOOC LTD ADR	376,866	435,971
COEUR MINING INC	81,048	75,565
COLUMBIA SPORTSWEAR CO	517,351	1,022,425
COLUMBUS MCKINNON CP N.Y	195,281	158,838
COMCAST CORP NEW CL A	3,100,784	9,622,493
COMPASS GROUP PLC SHS	379,989	436,079
CONMED CORP COM	205,529	193,049
CONTINENTAL BUILDING	282,218	260,099
COPART INC COM	349,767	1,047,911
COSTAR GROUP INC COM	89,815	90,070
COUSINS PROPS INC	113,543	105,860
CREDICORP LTD COM PV \$5	449,969	633,521
CRYOLIFE INC	197,294	179,078
D AND L INDUSTRIES INC	172,621	199,388

Investments Corporation Stock Schedule

Name of Stock	End of Year Book Value	End of Year Fair Market Value
DAIWA HOUSE IND LTD ADR	236,758	396,737
DANAHER CORP DEL COM	300,516	355,452
DANONE S.A	530,615	465,064
DBS GROUP HLDGS SPN ADR	295,466	373,584
DBS GROUP HOLDINGS LTD	422,253	330,007
DE SAMMENSLUTTEDE VOGNMA	241,275	217,823
DENSO CORP 6902	157,679	142,087
DENTSPLY SIRONA INC	1,174,827	951,698
DEUTSCHE BOERSE AG	191,697	171,241
DIAGEO	495,553	543,746
DNB NOR ASA	214,488	198,534
DONALDSON CO INC	418,736	550,465
DOWDUPONT INC COM	6,193,508	4,679,500
DUKE ENERGY CORP NEW	545,527	546,437
DXC TECHNOLOGY CO	224,383	157,850
EASTGROUP PROPERTIES INC	254,313	241,525
EATON CORP PLC	320,532	402,948
EDWARDS LIFESCIENCES CRP	156,074	159,909
EMCOR GROUP INC	301	241
ENEL SPA	449,653	426,050
ENERPLUS CORP SHS	133,106	110,308
ENN ENERGY HOLDINGS LTD	228,995	210,312
ENSCO PLC SHS CL A	191,061	100,548
EOG RESOURCES INC	190,085	184,136
EPAM SYSTEMS INC SHS	72,285	101,045
EQUATORIAL ENRGA S A ADR	245,153	235,471
EQUINOR ASA	134,205	168,746
EROS INTL PLC SHS	324,905	270,793
ESCO TECHNOLOGIES INC	168,436	178,395
ESSENT GROUP LTD	284,113	250,129

Investments Corporation Stock Schedule

Name of Stock	End of Year Book Value	End of Year Fair Market Value
ESSILORLUXOTTICA	859,874	813,625
EVERCORE INC	118,947	113,354
EXLSERVICE HLDGS INC	273,390	222,056
EXPERIAN PLC SP ADR	332,025	338,581
FACEBOOK INC	1,893,883	8,594,523
FACTSET RESH SYS INC	397,812	802,721
FAIR ISAAC CORPORATION	338,566	1,157,156
FCB FINL HOLDINGS INC	121,007	102,083
FEDERAL SIGNAL CORP	189,539	170,444
FEDEX CORP DELAWARE COM	3,479,744	5,323,890
FERGUSON PLC	255,931	313,019
FIDELITY NATL INFO SVCS	390,941	431,848
FIRST BANCORP N C COM	123,276	108,595
FIRST FINANCIAL BANCORP	206,086	183,593
FIRST INDL REALTY TR INC	247,303	229,726
FIRST INTST BANCSYSTEM	200,008	173,843
FISERV INC WISC PV 1CT	322,391	359,734
FIVE BELOW INC	248,252	224,183
FLIR SYSTEMS INC	619,795	991,715
FOMENTO ECNMCO MEX SPADR	293,052	306,411
FRESENIUS MEDICAL CARE	387,002	315,576
FRONTDOOR INC	521,968	484,515
GARRETT MOTION INC	37,212	55,530
GARTNER INC	673,591	1,041,640
GDS HLDGS LTD ADR	400,081	389,805
GEB LEV STEP UP ISS BARC	7,960,000	8,000,000
GEB LIRN ISSUER HSBC	7,462,500	8,212,500
GEELY AUTOMOBILE HLDG	178,025	106,251
GENERAL MILLS	340,212	255,429
GENL DYNAMICS CORP COM	3,029,947	7,467,475

Investments Corporation Stock Schedule

Name of Stock	End of Year Book Value	End of Year Fair Market Value
GENMAB A/S	389,635	337,684
GENMAB A/S SHS	104,671	86,889
GIVAUDAN SA UNSP ADR	224,394	244,729
GLAXOSMITHKLINE PLC ADR	383,607	376,521
GOLAR LNG LIMITED	452,370	364,393
GOLDMAN SACHS GROUP INC	680,319	498,870
GRACO INC	344,462	711,293
GRANITE CONST INC DEL	174,651	149,842
GREAT WESTN BANCORP INC	233,438	196,563
GREENTREE HOSPITALITY	212,408	243,355
GRIFOLS SA SHS-B-B	186,774	177,308
GRUBHUB INC SHS	43,138	35,333
GRUPO FIN BANORTE-SPON	274,276	240,786
HAMILTON LANE INC REG SH	79,053	77,996
HARRIS CORP DEL	213,117	173,295
HAWAIIAN HLDGS INC	82,036	61,007
HDFC BANK LTD ADR	990,619	1,360,725
HEINEKEN N V ADR	207,798	201,119
HERMES INTL S A	160,318	161,272
HOME DEPOT INC	4,977,275	8,474,850
HONEYWELL INTL INC DEL	3,867,720	6,398,037
HOPE BANCORP INC SHS	115,387	94,263
HOYA CORP 7741	363,247	390,815
HUB GROUP INC CL A	67,887	54,493
HUMANA INC	215,990	218,034
HUNT J B TRANS SVCS INC	1,108,780	1,423,185
HUTCHISON CHINA MEDITECH	175,799	119,791
IBERDROLA SA, BILBAO	457,623	467,629
ICICI BANK LTD SPD ADR	368,702	455,689
ICON PLC	402,092	382,203

Investments Corporation Stock Schedule

Name of Stock	End of Year Book Value	End of Year Fair Market Value
IDEX CORP DELAWARE COM	447,580	958,187
II-VI INC	182,265	158,567
ILLINOIS TOOL WORKS INC	271,651	243,001
IMPERIAL BRANDS PLC	485,303	371,152
INDEPENDENT BK CORP MASS	171,292	150,463
INDEPENDENT BK GROUP INC	179,536	139,599
INDUSTRIA DE DISEÑO	274,107	226,670
INDUSTRL AND COMMRCIAL BNK	514,222	512,833
INFORMA PLC SHS ADR	137,899	170,833
INFOSYS TECH LTD ADR	288,138	374,059
ING GP NV SPSD ADR	290,191	260,381
INGERSOLL-RAND PLC	361,687	369,997
INTEL CORP	5,330,939	7,133,360
INTERCONTINENTAL	339,066	340,308
INTERCONTINENTAL HOTELS	286,532	238,568
INTERXION HOLDING N.V	565,632	517,553
INTESA SANPAOLO SPON ADR	253,206	243,860
INTL BKT SUN ISS RBC	10,000,000	8,630,000
INTUIT INC COM	153,443	143,701
INTUITIVE SURGICAL INC	215,279	238,023
ISHARES MICRO-CAP ETF	7,860,480	6,060,075
ITAU UNIBANCO BANCO HOLD	294,997	374,903
J & J SNACK FOODS CRP	227,683	208,210
J2 GLOBAL INC	233,229	222,016
JACK HENRY & ASSOC INC	369,754	862,406
JACK IN THE BOX INC	212,073	208,048
JARDINE MATHESON HLDGS	627,071	721,614
JARDINE STRATEGIC UNSP AD	331,438	328,480
JOHNSON AND JOHNSON COM	828,973	801,035
JOHNSON CONTROLS INTER	433,007	342,986

Investments Corporation Stock Schedule

Name of Stock	End of Year Book Value	End of Year Fair Market Value
JONES LANG LASALLE INC	903,557	879,796
JPMORGAN CHASE & CO	3,646,226	7,762,273
KADANT INC	250,896	204,872
KAISER ALUM CORP	213,569	200,456
KAO CORP SHS ADR	216,473	236,389
KASIKORNBANK PCL-UNSPON	430,070	376,843
KBC GROUP NV	296,009	221,335
KEANE GROUP INC REG SHS	141,151	91,207
KERING	412,471	460,639
KERING S A	202,299	208,247
KEYENCE CORP 6861 FN	1,061,694	955,614
KEYW HLDG CORP	31,492	26,827
KFORCE INC COM	68,592	67,096
KIMBERLY CLARK	334,670	346,738
KIRBY CORP COM	1,356,213	1,394,217
KITE REALTY GROUP TR SHS	286,044	211,931
KLX ENERGY SERVICES	26,007	21,457
KNIGHT-SWIFT	128,303	111,436
KOC HLDG AS-UNSPON	108,891	100,452
KOMATSU NEW NEW SPNSDADR	290,784	263,644
KONINKLIJKE KPN NV FN	218,176	192,660
KORNIT DIGITAL LTD	318,272	321,909
KUBOTA LTD 6326	151,964	131,477
L OREAL	616,926	659,415
L.V.M.H. EUR 0.3	516,686	535,422
LANDSTAR SYS INCN COM	760,029	1,108,367
LEAR CORP SHS	201,385	180,973
LENDINGTREE INC	103,035	108,687
LENNOX INTL INC	1,421,547	1,777,149
LIGAND PHARMACEUTICALS	227,516	193,915

Investments Corporation Stock Schedule

Name of Stock	End of Year Book Value	End of Year Fair Market Value
LIVE NATION ENT INC	72,481	82,346
LOCALIZA RENT A CAR SA	186,847	204,930
LOCKHEED MARTIN CORP	349,657	280,165
LONDON STK EXCHANGE	170,146	159,257
LONDON STK EXCHANGE GROUP	744,555	659,190
MACK CALI REALTY CORP	218,912	208,927
MACOM TECHNOLOGY	22,178	22,781
MAKEMYTRIP LIMITED	232,414	246,998
MAKITA CORP SPOND ADR	313,006	360,684
MALIBU BOATS INC SHS	186,303	160,080
MANHATTAN ASSOCS INC	1,412,502	1,345,883
MANULIFE FINANCIAL CORP	302,815	271,909
MARKEL CORP COM	727,231	1,419,014
MASTEC INC FLA	121,905	112,757
MASTERCARD INC	492,384	561,200
MAXLINEAR INC CL A	233,700	215,336
MCDONALDS CORP COM	2,299,208	7,395,791
MCKESSON CORPORATION COM	280,822	190,397
MEDICINES CO DEL COM	167,198	140,220
MEDTRONIC PLC SHS	1,085,307	1,183,603
MERCADOLIBRE INC	208,629	217,433
MERCK AND CO INC SHS	222,762	245,859
MERIT MEDICAL SYS INC	257,650	252,094
METLIFE INC COM	193,098	163,823
MGIC INVT CORP WIS	277,685	232,421
MICROSOFT CORP	567,459	623,962
MINERALS TECHNOLOGIES	225,389	165,371
MOMO ADR	157,972	137,465
MONDELEZ INTERNATIONAL	4,000,532	8,006,000
MOODY'S CORP	102,731	89,205

Investments Corporation Stock Schedule

Name of Stock	End of Year Book Value	End of Year Fair Market Value
MORNINGSTAR INC	486,109	728,042
MURATA MFG CO 6981	437,266	450,905
MYR GROUP INC DEL	176,718	148,174
NASDAQ OMX GRP INC	239,337	260,023
NASPERS LTD SHS CL N ADR	547,561	623,698
NATERA INC SHS	165,590	104,337
NAVIGANT CONSULTING INC	143,132	158,730
NEENAH INC	264,285	192,374
NESTLE S A REP RG SH ADR	426,917	411,167
NESTLE SA CHAM UND VEVE	735,429	744,734
NETEASE.COM INC ADR	321,496	390,377
NETFLIX COM INC	185,899	163,540
NETGEAR INC	143,668	139,544
NEXSTAR MEDIA GROUP INC	55,090	58,194
NIDEC CORP 6594	355,940	325,874
NIDEC CORPORATION ADR	161,164	140,699
NIKE INC CL B	153,060	172,638
NINTENDO LTD ADR	528,555	448,671
NOAH HOLDINGS LTD	144,761	165,916
NORDEA BANK ABP SHS ADR	403,699	300,751
NORDSON CORP	1,035,825	946,597
NORTHROP GRUMMAN CORP	300,929	274,555
NORTHWESTERN CORP	338,291	338,808
NOVARTIS ADR	600,424	760,344
NOVARTIS AG REG CHF0.5	272,924	272,716
NOVO NORDISK A/S SHS	1,081,343	1,017,147
NTT DOCOMO INC	343,437	358,947
NUVASIVE INC	170,855	151,158
NVIDIA	257,166	152,126
OLD NATL BANCORP IND	207,139	176,715

Investments Corporation Stock Schedule

Name of Stock	End of Year Book Value	End of Year Fair Market Value
OPEN TEXT CORP COM	460,277	444,599
ORACLE CORP \$0.01 DEL	3,227,803	5,418,000
PAGSEGURO DIGITAL LTD	317,064	185,240
PATTERSON UTI ENERGY INC	106,037	82,231
PAYCOM SOFTWARE INC	54,591	54,490
PAYPAL HOLDINGS INC SHS	228,007	227,379
PEBBLEBROOK HOTEL TRUST	177,691	147,920
PERNOD RICARD	785,650	909,328
PFIZER INC	502,307	619,733
PHILIP MORRIS INTL INC	895,150	560,383
PHYSICIANS RLTY TR	86,193	82,555
PING AN INS GROUP CO	840,191	820,252
PIONEER ENERGY SERVICES	68,968	28,278
PJSC LUKOIL SPONSORED	318,663	489,979
PLANTRONICS INC NEW COM	134,077	81,857
PNC FINCL SERVICES GROUP	465,901	423,210
POOL CORPORATION	529,033	488,910
PPG INDUSTRIES INC SHS	589,972	573,406
PRESTIGE CONSUMER	191,005	187,411
PRIMERICA INC COM	199,830	175,487
PROOFPOINT INC	49,351	45,676
PROSPERITY BANCSHARES	862,007	791,397
PRUDENTIAL PLC	504,258	388,685
PRUDENTIAL PLC ADR	1,004,635	982,531
PT BANK CENT ASIA TBK	182,759	229,138
PUMA BIOTECH INC	105,324	56,471
Q2 HOLDINGS INC SHS	248,555	233,579
QUAKER CHEMICAL CORP	240,283	236,354
QUIDEL CORP	239,535	180,390
RANDGOLD RESOURCES ADR	277,206	251,799

Investments Corporation Stock Schedule

Name of Stock	End of Year Book Value	End of Year Fair Market Value
RAPID7 ORD	95,562	102,579
RECKITT BENCKISER GROUP	170,459	147,573
RED ELECTRICA CORP UNSPN	376,091	453,408
RELX PLC	612,046	619,972
REPLIGEN CORP COM	243,115	234,429
RESIDEO TECHNOLOGIES INC	101,911	154,125
RETROPHIN INC	225,722	202,629
RIO TINTO PLC SPNSRD ADR	218,599	207,296
ROCHE HLDG LTD SPN ADR	216,247	211,468
ROGERS COMMUNICATIONS B	394,546	396,181
ROYAL DUTCH SHEL PLC	552,489	454,419
ROYAL DUTCH SHELL PLC	726,792	726,207
RPM INTERNATIONAL INC	798,359	945,877
RPT RLTY SH BEN INT	258,517	234,889
RYANAIR HOLDINGS PLC SHS	476,045	392,941
RYOHIN KEIKAKU 7453	173,351	132,368
RYOHIN KEIKAKU CO LTD	297,426	435,345
SAFRAN SA	926,658	1,149,093
SAFRAN SA-UNSPON ADR	466,510	511,059
SALESFORCE COM INC	981,886	8,686,911
SALLY BEAUTY HLDGS INC	989,630	1,002,966
SAMPO OYJ	678,264	589,337
SAMPO PLC SHS	356,518	435,004
SAMSONITE INTL SA	242,405	180,420
SAP SE	788,357	743,049
SAP SE SHS	830,888	857,979
SASOL LTD SPONSORED ADR	327,237	306,977
SBERBANK SPONSORED ADR	183,113	138,565
SCHEIN (HENRY) INC COM	2,055,004	2,212,929
SCHLUMBERGER LTD	454,329	261,321

Investments Corporation Stock Schedule

Name of Stock	End of Year Book Value	End of Year Fair Market Value
SCHWAB CHARLES CORP NEW	274,326	206,792
SEI INVT CO PA PV \$0.01	916,011	1,297,989
SELECTIVE INS GRP INC	238,166	217,739
SEMTECH CORPORATION	211,642	215,360
SENSIENT TECHNOLOGY CORP	874,502	719,013
SERVICE CORP INTL	481,959	476,620
SERVICEMASTER GLOBAL	1,725,603	1,888,840
SHERWIN WILLIAMS	242,137	222,008
SHIN ETSU CHEMICAL 4063	284,784	231,070
SHINHAN FINL GRP SP ADR	413,640	330,873
SHOPRITE HOLDINGS LTD	282,431	217,020
SILICON LABS INC	154,332	149,345
SINOPHARM GROUP CO. LTD	233,133	217,837
SK TELECOM ADR	468,571	546,854
SMC CORP 6273	784,739	677,432
SOCIETE GENERALE A SH	269,518	204,203
SOFTBANK GROUP CORP	980,906	866,115
SONOVA HOLD AG UNSPOND	154,492	125,547
SONOVA HOLDING AG	175,775	188,328
SONY CORP ADR NEW	544,578	485,697
SOUTH JERSEY IND	247,317	209,423
SOUTHERN COPPER CORP	276,399	232,786
SPARK THERAPEUTICS INC	100,774	88,417
SPECTRUM PHARMACEUTICALS	106,932	87,964
SPIRE INC	267,433	283,117
SRC ENERGY INC	10,633	6,843
SSE PLC	164,240	120,591
STARBUCKS CORP	3,014,342	8,123,849
STATE STREET CORP	449,141	385,837
STERLING BANCORP	156,210	141,561

Investments Corporation Stock Schedule

Name of Stock	End of Year Book Value	End of Year Fair Market Value
STEVEN MADDEN LTD SHS	295,132	283,990
STIFEL FINANCIAL CORP	187,058	166,923
SUMITOMO MITSUI-UNSPONS	394,559	389,244
SUNCOR ENERGY INC NEW	420,338	355,414
SUNNY OPTICAL TECH-UNSP	470,878	272,609
SUPERNUS PHARMACEUTICALS	109,899	76,240
SVENSKA HANDELSBANKEN AB	384,239	348,876
SX5E LIRN ISSUER RBC	5,970,000	5,850,000
SX5E STEPUP ISSUER BNS	15,422,500	12,139,000
SYNNEX CORP	37,972	36,216
TABULA RASA HEALTHCARE	69,747	62,230
TAIWAN S MANUFCTRING ADR	1,345,330	1,958,937
TAKEDA PHARMACEUTICAL	386,779	313,693
TATA MOTORS LTD ADR	317,641	206,402
TE CONNECTIVITY LTD	150,076	113,195
TELEFLEX INC	1,816,931	3,108,690
TELEKOMUNIKASI INDONESIA	273,900	244,772
TELENOR ASA ADR	368,856	355,315
TENCENT HOLDINGS LTD ADR	1,479,023	1,844,232
TENNECO INC DEL	163,168	129,555
TETRA TECH INC NEW	237,109	184,042
TEXAS INSTRUMENTS	762,193	738,548
THERMO FISHER SCIENTIFIC	1,352,896	5,855,310
SA	233,035	213,168
TOWER SEMICONDUCTOR	426,242	398,629
TRANSUNION	1,426,022	2,273,589
TRAVELERS COS INC	370,179	364,036
TRIMBLE INC	563,129	619,926
U S SILICA HLDGS INC	61,401	45,097
UBISOFT ENTERTAINMENT	482,042	445,160

Investments Corporation Stock Schedule

Name of Stock	End of Year Book Value	End of Year Fair Market Value
ULTRAGENYX	97,783	84,873
ULTRAPAR PARTICPAC SPADR	253,132	291,882
UMPQUA HLDGS CORP ORE	788,726	824,620
UNI CHARM CO LTD 8113 FN	279,318	327,240
UNILEVER NV NY REG SHS	572,638	649,558
UNILEVER PLC NEW ADR	316,318	404,885
UNION PACIFIC CORP	1,925,241	7,143,575
UNITED TECHS CORP COM	5,635,016	6,239,728
US BANCORP	567,203	475,411
US ECOLOGY INC	162,430	145,799
VALLEY NATL BANCORP NJ	196,614	172,272
VANDA PHARMACEUTICALS IN	182,514	253,592
VANGUARD FTSE EMERGING	17,904,645	15,729,342
VARIAN MEDICAL SYS INC	378,496	622,412
VINCI SA ADR	654,012	696,581
VIPSHOP HLDGS LTD	328,890	169,861
VIVENDI SHS UNSP ADR	443,040	415,114
VOLKSWAGEN AG-UNSP	431,307	386,488
VULCAN MATERIALS CO	137,885	109,576
W R BERKLEY CORP	2,766,820	2,887,675
WAGeworks INC	94,756	65,320
WAL-MART DE MEX SPNADR V	322,354	339,546
WALMART INC	2,746,673	5,076,675
WEIBO CORP ADR	103,681	108,680
WELLS FARGO & CO NEW DEL	610,996	534,159
WESTAMERICA BANCORP	473,938	598,354
WEX INC	913,261	1,266,703
WIRECARD AG -	62,006	60,893
WNS HOLDINGS LTD SPN ADR	246,906	203,206
WOLTERS KLUWR NV SPN ADR	249,497	465,690

Investments Corporation Stock Schedule

Name of Stock	End of Year Book Value	End of Year Fair Market Value
WOODWARD INC	92,040	92,491
WORTHINGTON INDSTRS OHIO	200,197	166,709
WRIGHT MEDICAL GROUP NV	241,491	241,169
WSFS FINANCIAL CORP	223,572	185,754
WYNN MACAU LTD SHS	263,906	199,695
XCEL ENERGY INC	372,504	368,803
YANDEX N V CL A	351,857	303,147
YELP INC CL A	162,354	131,562
ZOETIS INC	149,775	167,884
ZTO EXPRESS CAYMAN ADR	257,354	252,398

TY 2018 Investments - Other Schedule

Name: Cummings Foundation Inc
EIN: 04-3073023

Investments Other Schedule 2

Category/ Item	Listed at Cost or FMV	Book Value	End of Year Fair Market Value
PROPERTY 1		4,000,000	4,000,000
PROPERTY 2		6,600,000	6,600,000
PROPERTY 3		2,250,000	2,250,000
PROPERTY 4		3,700,000	3,700,000
PROPERTY 5		14,400,000	14,400,000
PROPERTY 6		7,409,869	7,409,869
PROPERTY 7		5,000,000	5,000,000
PROPERTY 8		4,200,000	4,200,000
PROPERTY 9		4,200,000	4,200,000
PROPERTY 10		460,000	460,000
PROPERTY 11		2,300,000	2,300,000
PROPERTY 12		15,600,000	15,600,000
PROPERTY 13		17,000,000	17,000,000
PROPERTY 14		9,600,000	9,600,000
PROPERTY 15		13,900,000	13,900,000
PROPERTY 16		3,900,000	3,900,000
PROPERTY 17		2,800,000	2,800,000
PROPERTY 18		5,800,000	5,800,000
PROPERTY 19		43,600,000	43,600,000
PROPERTY 20		9,500,000	9,500,000
PROPERTY 21		1,500,000	1,500,000
PROPERTY 22		3,000,000	3,000,000
PROPERTY 23		6,100,000	6,100,000
PROPERTY 24		4,700,000	4,700,000
PROPERTY 25		2,700,000	2,700,000
PROPERTY 26		5,100,000	5,100,000
PROPERTY 27		2,100,000	2,100,000
PROPERTY 28		10,000,000	10,000,000
PROPERTY 29		17,600,000	17,600,000
PROPERTY 30		13,500,000	13,500,000

Investments Other Schedule 2

Category/ Item	Listed at Cost or FMV	Book Value	End of Year Fair Market Value
PROPERTY 31		5,400,000	5,400,000
PROPERTY 32		13,100,000	13,100,000
PROPERTY 33		12,600,000	12,600,000
PROPERTY 34		7,500,000	7,500,000
PROPERTY 35		15,600,000	15,600,000
PROPERTY 36		3,600,000	3,600,000
PROPERTY 37		7,000,000	7,000,000
PROPERTY 38		12,700,000	12,700,000
PROPERTY 39		3,600,000	3,600,000
PROPERTY 40		17,900,000	17,900,000
PROPERTY 41		18,600,000	18,600,000
PROPERTY 43		351,800	351,800
PROPERTY 44		3,300,000	3,300,000
PROPERTY 45		2,100,000	2,100,000
PROPERTY 46		4,800,000	4,800,000
PROPERTY 47		3,300,000	3,300,000
PROPERTY 48		3,500,000	3,500,000
PROPERTY 49		4,500,000	4,500,000
PROPERTY 50		3,700,000	3,700,000
PROPERTY 51		4,900,000	4,900,000
PROPERTY 52		7,200,000	7,200,000
PROPERTY 53		6,700,000	6,700,000
PROPERTY 54		8,300,000	8,300,000
PROPERTY 55		18,200,000	18,200,000
PROPERTY 56		2,400,000	2,400,000
PROPERTY 57		500,000	500,000
COMMONFUND		305,477,966	349,129,010
PROVIDENCE EQUITY PARTNERS VII		13,969,260	22,611,296
CARLYLE GROUP		4,121,649	4,228,190
BLACKSTONE ALTERNATIVES		6,515,248	7,459,339

Investments Other Schedule 2

Category/ Item	Listed at Cost or FMV	Book Value	End of Year Fair Market Value
KKR		27,019,557	26,655,392
SJC ONSHORE		23,662,607	23,436,664
STRATEGIC PARTNERS OFFSHORE		26,494,674	36,396,441
CRESCENT MEZZANINE PTRS		5,617,621	5,270,976
COURTAGEN LIFE		183,388	27,508
HIGHLAND PTRS		563,446	521,917
CLAREANT SCF		7,378,019	7,615,420
SLP V TECHNOLOGY		5,073,914	4,618,633
CARLYLE BUYOUT VII		700,107	304,871
OAK V DISTRESSED		1,335,603	2,110,557
ORBIMED HEALTHCARE		8,439,343	13,507,797

TY 2018 Other Decreases Schedule

Name: Cummings Foundation Inc
EIN: 04-3073023

Description	Amount
UNREALIZED LOSSES ON PROPERTY	6,029,507

TY 2018 Other Expenses Schedule**Name:** Cummings Foundation Inc**EIN:** 04-3073023**Other Expenses Schedule**

Description	Revenue and Expenses per Books	Net Investment Income	Adjusted Net Income	Disbursements for Charitable Purposes
VET MATERIALS, SUPPLIES & SRVC	34,321,471			34,317,460
INVESTMENT EXPENSE	11,883,833	11,883,833		
CONTRACT SERVICES	2,404,018			2,599,882
SUPPLIES	1,618,494			1,619,119
REPAIR & MAINTENANCE	481,352		1,944	459,850
PROGRAM ACTIVITIES	162,208			-18,153
SALES EXPENSES	155,543			158,799
INSURANCE	107,834		920	70,230
TELEPHONE	90,258			91,211
ADVERTISING	95,178			74,757

Other Expenses Schedule

Description	Revenue and Expenses per Books	Net Investment Income	Adjusted Net Income	Disbursements for Charitable Purposes
CHAPEL SERVICES	28,404			28,404
ADP PAYROLL FEES	11,957			11,957
LICENSES & FEES	10,540			11,998
DUES & SUBSCRIPTIONS	10,155			10,155
OFFICE SERVICES	6,801			6,750
STAFF UNIFORMS	727			727
MISCELLANEOUS EXPENSES	61,052			61,526

TY 2018 Other Income Schedule**Name:** Cummings Foundation Inc**EIN:** 04-3073023**Other Income Schedule**

Description	Revenue And Expenses Per Books	Net Investment Income	Adjusted Net Income
VETERINARY SCHOOL INCOME	69,478,888		69,478,888
INVESTMENT INCOME - DISREGARDED ENTITY	64,042,308	64,042,308	64,042,308
PROGRAM SERVICE REVENUE	18,906,545		18,906,545
other partnership income - K-1	5,827,127	5,827,127	5,827,127
VET SCHOOL CONTRACT REVENUE	2,326,009		2,326,009
INVESTMENT INCOME - ALTERNATIVE INVEST	1,186,275	1,186,275	1,186,275
LITIGATION SETTLEMENT INCOME	38,947	38,947	
VENDING INCOME	33,175		33,175
BOOK SALES INCOME	93,381	93,381	
UNRELATED BUSINESS INCOME FROM K-1'S	-1,260,733		

TY 2018 Other Liabilities Schedule**Name:** Cummings Foundation Inc**EIN:** 04-3073023

Description	Beginning of Year - Book Value	End of Year - Book Value
DEPOSITS & PREPAYMENTS	24,197,743	25,190,215

TY 2018 Other Professional Fees Schedule**Name:** Cummings Foundation Inc**EIN:** 04-3073023

Category	Amount	Net Investment Income	Adjusted Net Income	Disbursements for Charitable Purposes
PROFESSIONAL FEES	5,471			5,471

TY 2018 Taxes Schedule**Name:** Cummings Foundation Inc**EIN:** 04-3073023

Category	Amount	Net Investment Income	Adjusted Net Income	Disbursements for Charitable Purposes
FEDERAL TAXES PAID	2,237,742			
STATE TAXES PAID	2,000			
FOREIGN TAXES PAID	501,672	501,672		

TY 2018 TransfersToControlledEntities**Name:** Cummings Foundation Inc**EIN:** 04-3073023

Name	US / Foreign Address	EIN	Description	Amount
NHC REALTY INC	200 WEST CUMMINGS PARK WOBURN, MA 01801	30-0553218	No transfers were made in 2018	0
HEM REALTY INC	200 WEST CUMMINGS PARK WOBURN, MA 01801	30-0553220	No transfers were made in 2018	0
OneWorld Boston Inc	200 West Cummings Park Woburn, MA 01801	80-0681389	No transfers were made in 2018	0
Total				

Schedule B (Form 990, 990-EZ, or 990-PF) <small>Department of the Treasury Internal Revenue Service</small>	Schedule of Contributors ▶ Attach to Form 990, 990-EZ, or 990-PF ▶ Go to <u>www.irs.gov/Form990</u> for the latest information	OMB No 1545-0047
		2018
Name of the organization Cummings Foundation Inc		Employer identification number 04-3073023

Organization type (check one)

Filers of:	Section:
Form 990 or 990-EZ	<input type="checkbox"/> 501(c)() (enter number) organization
	<input type="checkbox"/> 4947(a)(1) nonexempt charitable trust not treated as a private foundation
	<input type="checkbox"/> 527 political organization
Form 990-PF	<input checked="" type="checkbox"/> 501(c)(3) exempt private foundation
	<input type="checkbox"/> 4947(a)(1) nonexempt charitable trust treated as a private foundation
	<input type="checkbox"/> 501(c)(3) taxable private foundation

Check if your organization is covered by the **General Rule** or a **Special Rule**.
Note. Only a section 501(c)(7), (8), or (10) organization can check boxes for both the General Rule and a Special Rule. See instructions.

General Rule

☒ For an organization filing Form 990, 990-EZ, or 990-PF that received, during the year, contributions totaling \$5,000 or more (in money or other property) from any one contributor. Complete Parts I and II. See instructions for determining a contributor's total contributions.

Special Rules

☐ For an organization described in section 501(c)(3) filing Form 990 or 990-EZ that met the 33¹/₃% support test of the regulations under sections 509(a)(1) and 170(b)(1)(A)(vi), that checked Schedule A (Form 990 or 990-EZ), Part II, line 13, 16a, or 16b, and that received from any one contributor, during the year, total contributions of the greater of (1) \$5,000 or (2) 2% of the amount on (i) Form 990, Part VIII, line 1h, or (ii) Form 990-EZ, line 1. Complete Parts I and II.

☐ For an organization described in section 501(c)(7), (8), or (10) filing Form 990 or 990-EZ that received from any one contributor, during the year, total contributions of more than \$1,000 *exclusively* for religious, charitable, scientific, literary, or educational purposes, or for the prevention of cruelty to children or animals. Complete Parts I, II, and III.

☐ For an organization described in section 501(c)(7), (8), or (10) filing Form 990 or 990-EZ that received from any one contributor, during the year, contributions *exclusively* for religious, charitable, etc., purposes, but no such contributions totaled more than \$1,000. If this box is checked, enter here the total contributions that were received during the year for an *exclusively* religious, charitable, etc., purpose. Don't complete any of the parts unless the **General Rule** applies to this organization because it received *nonexclusively* religious, charitable, etc., contributions totaling \$5,000 or more during the year. . . . ▶ \$ _____

Caution. An organization that isn't covered by the General Rule and/or the Special Rules doesn't file Schedule B (Form 990, 990-EZ, or 990-PF), but it **must** answer "No" on Part IV, line 2, of its Form 990, or check the box on line H of its Form 990-EZ or on its Form 990PF, Part I, line 2, to certify that it doesn't meet the filing requirements of Schedule B (Form 990, 990-EZ, or 990-PF).

Name of organization Cummings Foundation Inc	Employer identification number 04-3073023
--	---

Part I Contributors (See instructions) Use duplicate copies of Part I if additional space is needed			
(a) No.	(b) Name, address, and ZIP + 4	(c) Total contributions	(d) Type of contribution
1	William S Cummings	\$ 4,100,000	Person <input checked="" type="checkbox"/>
	200 West Cummings Park		Payroll <input type="checkbox"/>
	Woburn, MA 01801		Noncash <input type="checkbox"/> (Complete Part II for noncash contributions)
2	Kevin Cummings	\$ 835,000	Person <input checked="" type="checkbox"/>
	200 West Cummings Park		Payroll <input type="checkbox"/>
	Woburn, MA 01801		Noncash <input type="checkbox"/> (Complete Part II for noncash contributions)
3	Patricia Cummings	\$ 800,000	Person <input checked="" type="checkbox"/>
	200 West Cummings Park		Payroll <input type="checkbox"/>
	Woburn, MA 01801		Noncash <input type="checkbox"/> (Complete Part II for noncash contributions)
4	BEVERLY COMMERCE PARK LLP	\$ 500,000	Person <input checked="" type="checkbox"/>
	200 West Cummings Park		Payroll <input type="checkbox"/>
	Woburn, MA 01801		Noncash <input checked="" type="checkbox"/> (Complete Part II for noncash contributions)
5	ANDERSON CLARKE LLP	\$ 6,200,000	Person <input checked="" type="checkbox"/>
	200 West Cummings Park		Payroll <input type="checkbox"/>
	Woburn, MA 01801		Noncash <input checked="" type="checkbox"/> (Complete Part II for noncash contributions)
.		\$	Person <input type="checkbox"/>
			Payroll <input type="checkbox"/>
			Noncash <input type="checkbox"/> (Complete Part II for noncash contributions)

Name of organization Cummings Foundation Inc	Employer identification number 04-3073023
--	---

Part II Noncash Property			
(a) No. from Part I	(b) Description of noncash property given	(c) FMV (or estimate) (See instructions)	(d) Date received
4	Elliott Landing Condo Suite 610	\$ 500 000	2018-12-19
(a) No. from Part I	(b) Description of noncash property given	(c) FMV (or estimate) (See instructions)	(d) Date received
5	Dunhmam Ridge Condo Unit 42	\$ 6,200 000	2018-02-22
(a) No. from Part I	(b) Description of noncash property given	(c) FMV (or estimate) (See instructions)	(d) Date received
		\$	
(a) No. from Part I	(b) Description of noncash property given	(c) FMV (or estimate) (See instructions)	(d) Date received
		\$	
(a) No. from Part I	(b) Description of noncash property given	(c) FMV (or estimate) (See instructions)	(d) Date received
		\$	
(a) No. from Part I	(b) Description of noncash property given	(c) FMV (or estimate) (See instructions)	(d) Date received
		\$	