

Form **990-PF**Department of the Treasury  
Internal Revenue Service**Return of Private Foundation**

or Section 4947(a)(1) Trust Treated as Private Foundation

Do not enter social security numbers on this form as it may be made public.

Go to [www.irs.gov/Form990PF](http://www.irs.gov/Form990PF) for instructions and the latest information

OMB No 1545-0052

**2017**

Open to Public Inspection

For calendar year 2017 or tax year beginning **NOV 1, 2017**, and ending **OCT 31, 2018**

Name of foundation

**THE ANDREW ALLEN CHARITABLE FOUNDATION**

A Employer identification number

**23-7862257**

Number and street (or P.O. box number if mail is not delivered to street address)

**C/O THOMAS LONG, P.C., P.O. BOX 87**

Room/suite

B Telephone number

**215-751-2185**

City or town, state or province, country, and ZIP or foreign postal code

**CHEYENNE, WY 82003**C If exemption application is pending, check here ☐

G Check all that apply:

☐

Initial return

☐

Initial return of a former public charity

☐

Final return

☐

Amended return

☐

Address change

☐

Name change

D 1 Foreign organization, check here ☐2 Foreign organizations meeting the 85% test, check here and attach computation ☐E Private foundation status was terminated under section 507(b)(1)(A), check here ☐F If the foundation is in a 60-month termination under section 507(b)(1)(B), check here ☐

H Check type of organization:

☒

Section 501(c)(3) exempt private foundation

☐ Section 4947(a)(1) nonexempt charitable trust☐ Other taxable private foundation

I Fair market value of all assets at end of year (from Part II, col. (c), line 16)

J Accounting method:

☒

Cash

☐

Accrual

☐ Other (specify)\$ **23,047,085.** (Part I, column (d) must be on cash basis.)**Part I Analysis of Revenue and Expenses**

(The total of amounts in columns (b), (c), and (d) may not necessarily equal the amounts in column (a).)

(a) Revenue and expenses per books

(b) Net investment income

(c) Adjusted net income

(d) Disbursements for charitable purposes (cash basis only)

1 Contributions, gifts, grants, etc., received

2 Check ☒ if the foundation is not required to attach Sch. B

3 Interest on savings and temporary cash investments

**60.****60.**

4 Dividends and interest from securities

**488,123.****488,123.**

5a Gross rents

b Net rental income or (loss)

**1,769,961.**

6a Net gain or (loss) from sale of assets not on line 10

b Gross sales price for all assets on line 6a **10,614,801.**

7 Capital gain net income (from Part IV, line 2)

**1,769,961.**

8 Net short-term capital gain

9 Income modifications

10a Gross sales less returns and allowances

b Less Cost of goods sold

c Gross profit or (loss)

**-3,244.****-3,244.**

11 Other income

**STATEMENT 3**

12 Total Add lines 1 through 11

**2,254,900.****2,254,900.**

13 Compensation of officers, directors, trustees, etc.

**195,224.****195,224.**

14 Other employee salaries and wages

15 Pension plans, employee benefits

16a Legal fees

**STMT 4****13,786.****13,786.**

b Accounting fees

**STMT 5****8,480.****8,480.**

c Other professional fees

**STMT 6****216,445.****216,445.**

17 Interest

18 Taxes

**STMT 7****42,073.****8,373.**

19 Depreciation and depletion

20 Occupancy

21 Travel, conferences, and meetings

22 Printing and publications

23 Other expenses

**STMT 8****19,445.****19,445.**

24 Total operating and administrative expenses Add lines 13 through 23

**495,453.****461,753.**

25 Contributions, gifts, grants paid

**1,110,869.****1,110,869.**

26 Total expenses and disbursements Add lines 24 and 25

**1,606,322.****461,753.****1,110,869.**

27 Subtract line 26 from line 12.

a Excess of revenue over expenses and disbursements

**648,578.**

b Net investment income (if negative, enter -0-)

**1,793,147.**

c Adjusted net income (if negative, enter -0-)

**N/A**

SCANNED APR 16 2019

Operating and Administrative Expenses

2834

<b>Part II</b>		<b>Balance Sheets</b>	Attached schedules and amounts in the description column should be for end-of-year amounts only	Beginning of year	End of year	
				(a) Book Value	(b) Book Value	(c) Fair Market Value
<b>Assets</b>	1 Cash - non-interest-bearing	1,005,405.	935,731.	935,731.		
	2 Savings and temporary cash investments					
	3 Accounts receivable					
	Less: allowance for doubtful accounts					
	4 Pledges receivable					
	Less: allowance for doubtful accounts					
	5 Grants receivable					
	6 Receivables due from officers, directors, trustees, and other disqualified persons					
	7 Other notes and loans receivable					
	Less: allowance for doubtful accounts					
	8 Inventories for sale or use					
	9 Prepaid expenses and deferred charges					
	10a Investments - U.S. and state government obligations					
	b Investments - corporate stock					
	c Investments - corporate bonds					
	11 Investments - land, buildings, and equipment basis					
Less: accumulated depreciation						
12 Investments - mortgage loans						
13 Investments - other	STMT 9	19,608,444.	20,326,696.	22,111,354.		
14 Land, buildings, and equipment: basis						
Less: accumulated depreciation						
15 Other assets (describe)						
16 Total assets (to be completed by all filers - see the instructions. Also, see page 1, item I)		20,613,849.	21,262,427.	23,047,085.		
<b>Liabilities</b>	17 Accounts payable and accrued expenses					
	18 Grants payable					
	19 Deferred revenue					
	20 Loans from officers, directors, trustees, and other disqualified persons					
	21 Mortgages and other notes payable					
	22 Other liabilities (describe)					
23 Total liabilities (add lines 17 through 22)		0.	0.			
<b>Net Assets or Fund Balances</b>	Foundations that follow SFAS 117, check here <input type="checkbox"/>					
	24 Unrestricted					
	25 Temporarily restricted					
	26 Permanently restricted					
	Foundations that do not follow SFAS 117, check here <input checked="" type="checkbox"/>					
	27 Capital stock, trust principal, or current funds	0.	0.			
	28 Paid-in or capital surplus, or land, bldg., and equipment fund	0.	0.			
	29 Retained earnings, accumulated income, endowment, or other funds	20,613,849.	21,262,427.			
30 Total net assets or fund balances		20,613,849.	21,262,427.			
31 Total liabilities and net assets/fund balances		20,613,849.	21,262,427.			

**Part III Analysis of Changes in Net Assets or Fund Balances**

1 Total net assets or fund balances at beginning of year - Part II, column (a), line 30 (must agree with end-of-year figure reported on prior year's return)	1 20,613,849.
2 Enter amount from Part I, line 27a	2 648,578.
3 Other increases not included in line 2 (itemize)	3 0.
4 Add lines 1, 2, and 3	4 21,262,427.
5 Decreases not included in line 2 (itemize)	5 0.
6 Total net assets or fund balances at end of year (line 4 minus line 5) - Part II, column (b), line 30	6 21,262,427.

**Part IV Capital Gains and Losses for Tax on Investment Income** SEE ATTACHED STATEMENTS

(a) List and describe the kind(s) of property sold (for example, real estate, 2-story brick warehouse; or common stock, 200 shs. MLC Co.)	(b) How acquired P - Purchase D - Donation	(c) Date acquired (mo., day, yr.)	(d) Date sold (mo., day, yr.)
1a			
b			
c			
d			
e			

(e) Gross sales price	(f) Depreciation allowed (or allowable)	(g) Cost or other basis plus expense of sale	(h) Gain or (loss) ((e) plus (f) minus (g))
a			
b			
c			
d			
e	10,614,801.	8,844,840.	1,769,961.

Complete only for assets showing gain in column (h) and owned by the foundation on 12/31/69.

(i) FMV as of 12/31/69	(j) Adjusted basis as of 12/31/69	(k) Excess of col. (i) over col. (j), if any	(l) Gains (Col. (h) gain minus col. (k), but not less than -0-) or Losses (from col. (h))
a			
b			
c			
d			
e			1,769,961.

2 Capital gain net income or (net capital loss)	<div> <div>If gain, also enter in Part I, line 7</div> <div>If (loss), enter -0- in Part I, line 7</div> </div>	2	1,769,961.
3 Net short-term capital gain or (loss) as defined in sections 1222(5) and (6): If gain, also enter in Part I, line 8, column (c). If (loss), enter -0- in Part I, line 8		3	N/A

**Part V Qualification Under Section 4940(e) for Reduced Tax on Net Investment Income**

(For optional use by domestic private foundations subject to the section 4940(a) tax on net investment income.)

If section 4940(d)(2) applies, leave this part blank.

Was the foundation liable for the section 4942 tax on the distributable amount of any year in the base period?

☐ Yes ☒ No

If "Yes," the foundation doesn't qualify under section 4940(e). Do not complete this part.

1 Enter the appropriate amount in each column for each year; see the instructions before making any entries.

(a) Base period years Calendar year (or tax year beginning in)	(b) Adjusted qualifying distributions	(c) Net value of noncharitable-use assets	(d) Distribution ratio (col. (b) divided by col. (c))
2016	1,082,179.	22,867,032.	.047325
2015	1,146,171.	21,842,478.	.052474
2014	1,152,818.	23,447,198.	.049167
2013	1,073,415.	23,913,891.	.044887
2012	1,016,066.	22,025,186.	.046132

2 Total of line 1, column (d)	2	.239985
3 Average distribution ratio for the 5 year base period divide the total on line 2 by 5.0, or by the number of years the foundation has been in existence if less than 5 years	3	.047997
4 Enter the net value of noncharitable-use assets for 2017 from Part X, line 5	4	24,203,657.
5 Multiply line 4 by line 3	5	1,161,703.
6 Enter 1% of net investment income (1% of Part I, line 27b)	6	17,931.
7 Add lines 5 and 6	7	1,179,634.
8 Enter qualifying distributions from Part XII, line 4 If line 8 is equal to or greater than line 7, check the box in Part VI, line 1b, and complete that part using a 1% tax rate. See the Part VI instructions.	8	1,110,869.

**Part VI Excise Tax Based on Investment Income (Section 4940(a), 4940(b), 4940(e), or 4948 - see instructions)**

- 1a Exempt operating foundations described in section 4940(d)(2), check here ☐ and enter "N/A" on line 1.  
Date of ruling or determination letter: \_\_\_\_\_ (attach copy of letter if necessary-see instructions)
- b Domestic foundations that meet the section 4940(e) requirements in Part V, check here ☐ and enter 1% of Part I, line 27b
- c All other domestic foundations enter 2% of line 27b. Exempt foreign organizations, enter 4% of Part I, line 12, col. (b).
- 2 Tax under section 511 (domestic section 4947(a)(1) trusts and taxable foundations only; others, enter -0-)
- 3 Add lines 1 and 2
- 4 Subtitle A (income) tax (domestic section 4947(a)(1) trusts and taxable foundations only; others, enter -0-)
- 5 **Tax based on investment income** Subtract line 4 from line 3. If zero or less, enter -0-
- 6 Credits/Payments:

6a	33,968.
6b	0.
6c	0.
6d	0.

- 7 Total credits and payments. Add lines 6a through 6d
- 8 Enter any **penalty** for underpayment of estimated tax. Check here ☒ if Form 2220 is attached
- 9 **Tax due** If the total of lines 5 and 8 is more than line 7, enter **amount owed**
- 10 **Overpayment** If line 7 is more than the total of lines 5 and 8, enter the **amount overpaid**
- 11 Enter the amount of line 10 to be: **Credited to 2018 estimated tax** ☐ **Refunded** ☐

1	35,863.
2	0.
3	35,863.
4	0.
5	35,863.
6a	33,968.
6b	0.
6c	0.
6d	0.
7	33,968.
8	55.
9	1,950.
10	
11	

**Part VII A Statements Regarding Activities**

- 1a During the tax year, did the foundation attempt to influence any national, state, or local legislation or did it participate or intervene in any political campaign?
- b Did it spend more than \$100 during the year (either directly or indirectly) for political purposes? See the instructions for the definition. If the answer is "Yes" to 1a or 1b, attach a detailed description of the activities and copies of any materials published or distributed by the foundation in connection with the activities.
- c Did the foundation file Form 1120-POL for this year?
- d Enter the amount (if any) of tax on political expenditures (section 4955) imposed during the year:  
(1) On the foundation. ☐ \$ 0. (2) On foundation managers. ☐ \$ 0.
- e Enter the reimbursement (if any) paid by the foundation during the year for political expenditure tax imposed on foundation managers. ☐ \$ 0.
- 2 Has the foundation engaged in any activities that have not previously been reported to the IRS?  
If "Yes," attach a detailed description of the activities.
- 3 Has the foundation made any changes, not previously reported to the IRS, in its governing instrument, articles of incorporation, or bylaws, or other similar instruments? If "Yes," attach a conformed copy of the changes
- 4a Did the foundation have unrelated business gross income of \$1,000 or more during the year?
- b If "Yes," has it filed a tax return on Form 990-T for this year?
- 5 Was there a liquidation, termination, dissolution, or substantial contraction during the year?  
If "Yes," attach the statement required by *General Instruction T*.
- 6 Are the requirements of section 508(e) (relating to sections 4941 through 4945) satisfied either:  
• By language in the governing instrument, or  
• By state legislation that effectively amends the governing instrument so that no mandatory directions that conflict with the state law remain in the governing instrument?
- 7 Did the foundation have at least \$5,000 in assets at any time during the year? If "Yes," complete Part II, col. (c), and Part XV
- 8a Enter the states to which the foundation reports or with which it is registered. See instructions. ☐ WY
- b If the answer is "Yes" to line 7, has the foundation furnished a copy of Form 990-PF to the Attorney General (or designate) of each state as required by *General Instruction G*? If "No," attach explanation
- 9 Is the foundation claiming status as a private operating foundation within the meaning of section 4942(j)(3) or 4942(j)(5) for calendar year 2017 or the tax year beginning in 2017? See the instructions for Part XIV. If "Yes," complete Part XIV
- 10 Did any persons become substantial contributors during the tax year? If "Yes," attach a schedule listing their names and addresses

N/A

	Yes	No
1a		X
1b		X
1c		X
2		X
3		X
4a		X
4b		
5		X
6	X	
7	X	
8a	X	
8b	X	
9		X
10		X

**Part VII-A** Statements Regarding Activities (continued)

	Yes	No
11 At any time during the year, did the foundation, directly or indirectly, own a controlled entity within the meaning of section 512(b)(13)? If "Yes," attach schedule. See instructions		X
12 Did the foundation make a distribution to a donor advised fund over which the foundation or a disqualified person had advisory privileges? If "Yes," attach statement. See instructions		X
13 Did the foundation comply with the public inspection requirements for its annual returns and exemption application? Website address ► N/A	X	
14 The books are in care of ► THOMAS N. LONG Telephone no. ► 307-635-0710 Located at ► P.O. BOX 87, CHEYENNE, WY ZIP+4 ► 82003		
15 Section 4947(a)(1) nonexempt charitable trusts filing Form 990-PF in lieu of Form 1041 - check here and enter the amount of tax-exempt interest received or accrued during the year 15 N/A		
16 At any time during calendar year 2017, did the foundation have an interest in or a signature or other authority over a bank, securities, or other financial account in a foreign country? See the instructions for exceptions and filing requirements for FinCEN Form 114. If "Yes," enter the name of the foreign country ►		X

**Part VII-B** Statements Regarding Activities for Which Form 4720 May Be Required

File Form 4720 if any item is checked in the "Yes" column, unless an exception applies.

	Yes	No
1a During the year, did the foundation (either directly or indirectly):		
(1) Engage in the sale or exchange, or leasing of property with a disqualified person? <input type="checkbox"/> Yes <input checked="" type="checkbox"/> No		
(2) Borrow money from, lend money to, or otherwise extend credit to (or accept it from) a disqualified person? <input type="checkbox"/> Yes <input checked="" type="checkbox"/> No		
(3) Furnish goods, services, or facilities to (or accept them from) a disqualified person? <input type="checkbox"/> Yes <input checked="" type="checkbox"/> No		
(4) Pay compensation to, or pay or reimburse the expenses of, a disqualified person? <input type="checkbox"/> Yes <input checked="" type="checkbox"/> No		
(5) Transfer any income or assets to a disqualified person (or make any of either available for the benefit or use of a disqualified person)? <input type="checkbox"/> Yes <input checked="" type="checkbox"/> No		
(6) Agree to pay money or property to a government official? (Exception. Check "No" if the foundation agreed to make a grant to or to employ the official for a period after termination of government service, if terminating within 90 days.) <input type="checkbox"/> Yes <input checked="" type="checkbox"/> No		
b If any answer is "Yes" to 1a(1)-(6), did any of the acts fail to qualify under the exceptions described in Regulations section 53.4941(d)-3 or in a current notice regarding disaster assistance? See instructions Organizations relying on a current notice regarding disaster assistance, check here N/A		
c Did the foundation engage in a prior year in any of the acts described in 1a, other than excepted acts, that were not corrected before the first day of the tax year beginning in 2017?		X
2 Taxes on failure to distribute income (section 4942) (does not apply for years the foundation was a private operating foundation defined in section 4942(j)(3) or 4942(j)(5)):		
a At the end of tax year 2017, did the foundation have any undistributed income (lines 6d and 6e, Part XIII) for tax year(s) beginning before 2017? <input type="checkbox"/> Yes <input checked="" type="checkbox"/> No If "Yes," list the years ►		
b Are there any years listed in 2a for which the foundation is not applying the provisions of section 4942(a)(2) (relating to incorrect valuation of assets) to the year's undistributed income? (If applying section 4942(a)(2) to all years listed, answer "No" and attach statement - see instructions.) N/A		
c If the provisions of section 4942(a)(2) are being applied to any of the years listed in 2a, list the years here. ►		
3a Did the foundation hold more than a 2% direct or indirect interest in any business enterprise at any time during the year? <input type="checkbox"/> Yes <input checked="" type="checkbox"/> No		
b If "Yes," did it have excess business holdings in 2017 as a result of (1) any purchase by the foundation or disqualified persons after May 26, 1969; (2) the lapse of the 5-year period (or longer period approved by the Commissioner under section 4943(c)(7)) to dispose of holdings acquired by gift or bequest; or (3) the lapse of the 10-, 15-, or 20-year first phase holding period? (Use Schedule C, Form 4720, to determine if the foundation had excess business holdings in 2017.) N/A		
4a Did the foundation invest during the year any amount in a manner that would jeopardize its charitable purposes?		X
b Did the foundation make any investment in a prior year (but after December 31, 1969) that could jeopardize its charitable purpose that had not been removed from jeopardy before the first day of the tax year beginning in 2017?		X

Form 990-PF (2017)

**Part VII B. Statements Regarding Activities for Which Form 4720 May Be Required** (continued)

5a During the year, did the foundation pay or incur any amount to:

(1) Carry on propaganda, or otherwise attempt to influence legislation (section 4945(e))?

☐ Yes ☒ No

(2) Influence the outcome of any specific public election (see section 4955); or to carry on, directly or indirectly, any voter registration drive?

☐ Yes ☒ No

(3) Provide a grant to an individual for travel, study, or other similar purposes?

☐ Yes ☒ No

(4) Provide a grant to an organization other than a charitable, etc., organization described in section 4945(d)(4)(A)? See instructions

☐ Yes ☒ No

(5) Provide for any purpose other than religious, charitable, scientific, literary, or educational purposes, or for the prevention of cruelty to children or animals?

☐ Yes ☒ No

b If any answer is "Yes" to 5a(1)-(5), did any of the transactions fail to qualify under the exceptions described in Regulations section 53.4945 or in a current notice regarding disaster assistance? See instructions

N/A

Organizations relying on a current notice regarding disaster assistance, check here

☒

c If the answer is "Yes" to question 5a(4), does the foundation claim exemption from the tax because it maintained expenditure responsibility for the grant?

N/A

☐ Yes ☐ No

If "Yes," attach the statement required by Regulations section 53.4945-5(d).

6a Did the foundation, during the year, receive any funds, directly or indirectly, to pay premiums on a personal benefit contract?

☐ Yes ☒ No

b Did the foundation, during the year, pay premiums, directly or indirectly, on a personal benefit contract?

If "Yes" to 6b, file Form 8870.

☐ Yes ☒ No

7a At any time during the tax year, was the foundation a party to a prohibited tax shelter transaction?

N/A

b If "Yes," did the foundation receive any proceeds or have any net income attributable to the transaction?

7b

**Part VIII. Information About Officers, Directors, Trustees, Foundation Managers, Highly Paid Employees, and Contractors****1 List all officers, directors, trustees, and foundation managers and their compensation.**

(a) Name and address	(b) Title, and average hours per week devoted to position	(c) Compensation (If not paid, enter -0-)	(d) Contributions to employee benefit plans and deferred compensation	(e) Expense account, other allowances
THOMAS N. LONG P.O. BOX 87 CHEYENNE, WY 82001	CO-TRUSTEE 1.00	63,120.	0.	0.
WILLIAM VER BRUGGE 3800 CAPITAL AVENUE CHEYENNE, WY 82001	CO-TRUSTEE 1.00	66,052.	0.	0.
CAROL KIRSHNER 4616 CHALMERS DRIVE NASHVILLE, TN 37215	CO-TRUSTEE 1.00	66,052.	0.	0.

**2 Compensation of five highest-paid employees (other than those included on line 1). If none, enter "NONE."**

(a) Name and address of each employee paid more than \$50,000	(b) Title, and average hours per week devoted to position	(c) Compensation	(d) Contributions to employee benefit plans and deferred compensation	(e) Expense account, other allowances
NONE				

Total number of other employees paid over \$50,000

0

3 Five highest-paid independent contractors for professional services. If none, enter "NONE."

**Total** number of others receiving over \$50,000 for professional services

List the foundation's four largest direct charitable activities during the tax year. Include relevant statistical information such as the number of organizations and other beneficiaries served, conferences convened, research papers produced, etc.

Describe the two largest program-related investments made by the foundation during the tax year on lines 1 and 2.

Form **990-PF** (2017)

**Part X** Minimum Investment Return (All domestic foundations must complete this part. Foreign foundations, see instructions.)

1	Fair market value of assets not used (or held for use) directly in carrying out charitable, etc., purposes:		
a	Average monthly fair market value of securities	1a	23,507,372.
b	Average of monthly cash balances	1b	1,064,869.
c	Fair market value of all other assets	1c	
d	Total (add lines 1a, b, and c)	1d	24,572,241.
e	Reduction claimed for blockage or other factors reported on lines 1a and 1c (attach detailed explanation)	1e	0.
2	Acquisition indebtedness applicable to line 1 assets	2	0.
3	Subtract line 2 from line 1d	3	24,572,241.
4	Cash deemed held for charitable activities. Enter 1 1/2% of line 3 (for greater amount, see instructions)	4	368,584.
5	Net value of noncharitable-use assets. Subtract line 4 from line 3. Enter here and on Part V, line 4	5	24,203,657.
6	Minimum investment return. Enter 5% of line 5	6	1,210,183.

**Part XI** Distributable Amount (see instructions) (Section 4942(j)(3) and (j)(5) private operating foundations and certain foreign organizations, check here ☐ and do not complete this part.)

1	Minimum investment return from Part X, line 6	1	1,210,183.
2a	Tax on investment income for 2017 from Part VI, line 5	2a	35,863.
b	Income tax for 2017. (This does not include the tax from Part VI.)	2b	
c	Add lines 2a and 2b	2c	35,863.
3	Distributable amount before adjustments. Subtract line 2c from line 1	3	1,174,320.
4	Recoveries of amounts treated as qualifying distributions	4	0.
5	Add lines 3 and 4	5	1,174,320.
6	Deduction from distributable amount (see instructions)	6	0.
7	Distributable amount as adjusted. Subtract line 6 from line 5. Enter here and on Part XIII, line 1	7	1,174,320.

**Part XII** Qualifying Distributions (see instructions)

1	Amounts paid (including administrative expenses) to accomplish charitable, etc., purposes:		
a	Expenses, contributions, gifts, etc. - total from Part I, column (d), line 26	1a	1,110,869.
b	Program-related investments - total from Part IX-B	1b	0.
2	Amounts paid to acquire assets used (or held for use) directly in carrying out charitable, etc., purposes	2	
3	Amounts set aside for specific charitable projects that satisfy the:		
a	Suitability test (prior IRS approval required)	3a	
b	Cash distribution test (attach the required schedule)	3b	
4	Qualifying distributions. Add lines 1a through 3b. Enter here and on Part V, line 8; and Part XIII, line 4	4	1,110,869.
5	Foundations that qualify under section 4940(e) for the reduced rate of tax on net investment income. Enter 1% of Part I, line 27b	5	0.
6	Adjusted qualifying distributions. Subtract line 5 from line 4	6	1,110,869.

**Note:** The amount on line 6 will be used in Part V, column (b), in subsequent years when calculating whether the foundation qualifies for the section 4940(e) reduction of tax in those years.



**Part XIII** Undistributed Income (see instructions)

	(a) Corpus	(b) Years prior to 2016	(c) 2016	(d) 2017
1 Distributable amount for 2017 from Part XI, line 7				1,174,320.
2 Undistributed income, if any, as of the end of 2017				
a Enter amount for 2016 only			1,109,369.	
b Total for prior years:		0.		
3 Excess distributions carryover, if any, to 2017:				
a From 2012				
b From 2013				
c From 2014				
d From 2015				
e From 2016				
f Total of lines 3a through e	0.			
4 Qualifying distributions for 2017 from Part XII, line 4: ► \$ 1,110,869.				
a Applied to 2016, but not more than line 2a			1,109,369.	
b Applied to undistributed income of prior years (Election required - see instructions)		0.		
c Treated as distributions out of corpus (Election required - see instructions)	0.			
d Applied to 2017 distributable amount				1,500.
e Remaining amount distributed out of corpus	0.			
5 Excess distributions carryover applied to 2017 (If an amount appears in column (d), the same amount must be shown in column (a))	0.			0.
6 Enter the net total of each column as indicated below:				
a Corpus Add lines 3f, 4c, and 4e Subtract line 5	0.			
b Prior years' undistributed income. Subtract line 4b from line 2b		0.		
c Enter the amount of prior years' undistributed income for which a notice of deficiency has been issued, or on which the section 4942(a) tax has been previously assessed		0.		
d Subtract line 6c from line 6b. Taxable amount - see instructions		0.		
e Undistributed income for 2016. Subtract line 4a from line 2a. Taxable amount - see instr.			0.	
f Undistributed income for 2017. Subtract lines 4d and 5 from line 1. This amount must be distributed in 2018				1,172,820.
7 Amounts treated as distributions out of corpus to satisfy requirements imposed by section 170(b)(1)(F) or 4942(g)(3) (Election may be required - see instructions)	0.			
8 Excess distributions carryover from 2012 not applied on line 5 or line 7	0.			
9 Excess distributions carryover to 2018 Subtract lines 7 and 8 from line 6a	0.			
10 Analysis of line 9:				
a Excess from 2013				
b Excess from 2014				
c Excess from 2015				
d Excess from 2016				
e Excess from 2017				

## N/A

- ☐ 4942(i)(3) or ☒ 4942(i)(5)

- (4) Gross investment income

[illegible]

**Part XV** Supplementary Information (continued)**3** Grants and Contributions Paid During the Year or Approved for Future Payment

<div>Recipient</div> <div>Name and address (home or business)</div>	If recipient is an individual, show any relationship to any foundation manager or substantial contributor	Foundation status of recipient	Purpose of grant or contribution	Amount
<b>a</b> Paid during the year   SEE ATTACHED LIST, WY 82001			SEE ATTACHED LIST	1,110,869.
<b>Total</b>			▶ <b>3a</b>	1,110,869.
<b>b</b> Approved for future payment   NONE				
<b>Total</b>			▶ <b>3b</b>	0.

**Part XVI-A Analysis of Income-Producing Activities**

Enter gross amounts unless otherwise indicated.

Enter gross amounts unless otherwise indicated.		Unrelated business income		Excluded by section 512, 513, or 514		(e) Related or exempt function income
(a) Business code	(b) Amount	(c) Exclu- sion code	(d) Amount			
<b>1</b> Program service revenue:						
a _____						
b _____						
c _____						
d _____						
e _____						
f _____						
g Fees and contracts from government agencies						
<b>2</b> Membership dues and assessments						
<b>3</b> Interest on savings and temporary cash investments		14	60.			
<b>4</b> Dividends and interest from securities		14	488,123.			
<b>5</b> Net rental income or (loss) from real estate:						
a Debt-financed property						
b Not debt-financed property						
<b>6</b> Net rental income or (loss) from personal property						
<b>7</b> Other investment income		14	-3,244.			
<b>8</b> Gain or (loss) from sales of assets other than inventory		18	1,769,961.			
<b>9</b> Net income or (loss) from special events						
<b>10</b> Gross profit or (loss) from sales of inventory						
<b>11</b> Other revenue:						
a _____						
b _____						
c _____						
d _____						
e _____						
<b>12</b> Subtotal. Add columns (b), (d), and (e)		0.	2,254,900.	0.		
<b>13</b> Total. Add line 12, columns (b), (d), and (e)						

(See worksheet in line 13 instructions to verify calculations.)

## **Part XVI-B Relationship of Activities to the Accomplishment of Exempt Purposes**

[illegible]

**Part XVII** . Information Regarding Transfers to and Transactions and Relationships With Noncharitable Exempt Organizations


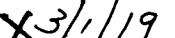

<b>1</b> Did the organization directly or indirectly engage in any of the following with any other organization described in section 501(c) (other than section 501(c)(3) organizations) or in section 527, relating to political organizations?  <b>a</b> Transfers from the reporting foundation to a noncharitable exempt organization of: <b>(1)</b> Cash <b>(2)</b> Other assets  <b>b</b> Other transactions: <b>(1)</b> Sales of assets to a noncharitable exempt organization <b>(2)</b> Purchases of assets from a noncharitable exempt organization <b>(3)</b> Rental of facilities, equipment, or other assets <b>(4)</b> Reimbursement arrangements <b>(5)</b> Loans or loan guarantees <b>(6)</b> Performance of services or membership or fundraising solicitations  <b>c</b> Sharing of facilities, equipment, mailing lists, other assets, or paid employees  <b>d</b> If the answer to any of the above is "Yes," complete the following schedule. Column <b>(b)</b> should always show the fair market value of the goods, other assets, or services given by the reporting foundation. If the foundation received less than fair market value in any transaction or sharing arrangement, show in column <b>(d)</b> the value of the goods, other assets, or services received		<b>Yes</b>	<b>No</b>
	<small>OMB 1545-0047</small>		
	<b>1a(1)</b>		<b>X</b>
	<b>1a(2)</b>		<b>X</b>
	<b>1b(1)</b>		<b>X</b>
	<b>1b(2)</b>		<b>X</b>
	<b>1b(3)</b>		<b>X</b>
	<b>1b(4)</b>		<b>X</b>
	<b>1b(5)</b>		<b>X</b>
	<b>1b(6)</b>		<b>X</b>
	<b>1c</b>		<b>X</b>

[illegible]

**2a** Is the foundation directly or indirectly affiliated with, or related to, one or more tax-exempt organizations described in section 501(c) (other than section 501(c)(3)) or in section 527? ☐ Yes ☒ No

**b** If "Yes," complete the following schedule.

(a) Name of organization	(b) Type of organization	(c) Description of relationship
N/A		

Sign Here	Under penalties of perjury, I declare that I have examined this return, including accompanying schedules and statements, and to the best of my knowledge and belief, it is true, correct, and complete Declaration of preparer (other than taxpayer) is based on all information of which preparer has any knowledge					May the IRS discuss this return with the preparer shown below? See instr <input checked="" type="checkbox"/> Yes <input type="checkbox"/> No	
	 Signature of officer or trustee		 Date		 Title		
Paid Preparer Use Only	Print/Type preparer's name		Preparer's signature		Date	Check <input type="checkbox"/> if self-employed	PTIN
	AMY MITCHUM				02/12/19		P01235787
	Firm's name ▶ MCGEE, HEARNE & PAIZ, LLP					Firm's EIN ▶ 83-0331229	
	Firm's address ▶ P.O. BOX 1088 CHEYENNE, WY 82003					Phone no 307-634-2151	

THE ANDREW ALLEN CHARITABLE FOUNDATION

**Part IV** Capital Gains and Losses for Tax on Investment Income

(a) List and describe the kind(s) of property sold, e.g., real estate, 2-story brick warehouse; or common stock, 200 shs. MLC Co.	(b) How acquired P - Purchase D - Donation	(c) Date acquired (mo., day, yr.)	(d) Date sold (mo., day, yr.)
1a KKR & CO K-1	P		
b WELLS FARGO - 1585	P		
c WELLS FARGO - 1585	P		
d WELLS FARGO - 1594	P		
e WELLS FARGO - 1594	P		
f WELLS FARGO - 1612	P		
g WELLS FARGO - 1612	P		
h WELLS FARGO - 1621	P		
i WELLS FARGO - 1621	P		
j JP MORGAN - 1009	P		
k JP MORGAN - 1009	P		
l JP MORGAN - 8002	P		
m JP MORGAN - 8002	P		
n JP MORGAN - 4004	P		
o JP MORGAN - 4004	P		

(e) Gross sales price	(f) Depreciation allowed (or allowable)	(g) Cost or other basis plus expense of sale	(h) Gain or (loss) (e) plus (f) minus (g)
a		5,654.	-5,654.
b 110,785.		140,635.	-29,850.
c 317,837.		93,406.	224,431.
d 989,385.		941,078.	48,307.
e 2,811,604.		2,028,443.	783,161.
f 1,648,072.		1,434,676.	213,396.
g 515,589.		439,618.	75,971.
h 1,469,750.		1,382,765.	86,985.
i 1,659,991.		1,356,900.	303,091.
j 40,974.		47,372.	-6,398.
k 556,071.		483,404.	72,667.
l 54,710.		54,926.	-216.
m 209,782.		214,858.	-5,076.
n 57,166.		47,937.	9,229.
o 161,142.		173,168.	-12,026.

Complete only for assets showing gain in column (h) and owned by the foundation on 12/31/69

(i) F.M.V. as of 12/31/69	(j) Adjusted basis as of 12/31/69	(k) Excess of col. (i) over col. (j), if any	(l) Losses (from col. (h)) Gains (excess of col. (h) gain over col. (k), but not less than "-0-")
a			-5,654.
b			-29,850.
c			224,431.
d			48,307.
e			783,161.
f			213,396.
g			75,971.
h			86,985.
i			303,091.
j			-6,398.
k			72,667.
l			-216.
m			-5,076.
n			9,229.
o			-12,026.

2 Capital gain net income or (net capital loss) { If gain, also enter in Part I, line 7  
If (loss), enter "-0-" in Part I, line 7 }

2

3 Net short-term capital gain or (loss) as defined in sections 1222(5) and (6):  
If gain, also enter in Part I, line 8, column (c).  
If (loss), enter "-0-" in Part I, line 8

3

**Part IV** Capital Gains and Losses for Tax on Investment Income

(a) List and describe the kind(s) of property sold, e.g., real estate, 2-story brick warehouse; or common stock, 200 shs MLC Co		(b) How acquired P - Purchase D - Donation	(c) Date acquired (mo., day, yr.)	(d) Date sold (mo., day, yr.)
1a	<b>CAPITAL GAINS DIVIDENDS</b>			
b				
c				
d				
e				
f				
g				
h				
i				
j				
k				
l				
m				
n				
o				

(e) Gross sales price	(f) Depreciation allowed (or allowable)	(g) Cost or other basis plus expense of sale	(h) Gain or (loss) (e) plus (f) minus (g)
a	11,943.		11,943.
b			
c			
d			
e			
f			
g			
h			
i			
j			
k			
l			
m			
n			
o			

Complete only for assets showing gain in column (h) and owned by the foundation on 12/31/69

(i) F.M.V. as of 12/31/69	(j) Adjusted basis as of 12/31/69	(k) Excess of col. (i) over col. (j), if any	(l) Losses (from col. (h)) Gains (excess of col. (h) gain over col. (k), but not less than "-0-")
a			11,943.
b			
c			
d			
e			
f			
g			
h			
i			
j			
k			
l			
m			
n			
o			

2 Capital gain net income or (net capital loss) { If gain, also enter in Part I, line 7 If (loss), enter "-0-" in Part I, line 7 }	2	1,769,961.
3 Net short-term capital gain or (loss) as defined in sections 1222(5) and (6): If gain, also enter in Part I, line 8, column (c). If (loss), enter "-0-" in Part I, line 8 }	3	N/A

## FORM 990-PF INTEREST ON SAVINGS AND TEMPORARY CASH INVESTMENTS STATEMENT 1

SOURCE	(A) REVENUE PER BOOKS	(B) NET INVESTMENT INCOME	(C) ADJUSTED NET INCOME
FROM KKR & CO. L.P. K-1	60.	60.	
TOTAL TO PART I, LINE 3	60.	60.	

## FORM 990-PF DIVIDENDS AND INTEREST FROM SECURITIES STATEMENT 2

SOURCE	GROSS AMOUNT	CAPITAL GAINS DIVIDENDS	(A) REVENUE PER BOOKS	(B) NET INVEST- MENT INCOME	(C) ADJUSTED NET INCOME
JP MORGAN	172,444.	11,943.	160,501.	160,501.	
VANGUARD	12,337.	0.	12,337.	12,337.	
WELLS FARGO	315,285.	0.	315,285.	315,285.	
TO PART I, LINE 4	500,066.	11,943.	488,123.	488,123.	

## FORM 990-PF OTHER INCOME STATEMENT 3

DESCRIPTION	(A) REVENUE PER BOOKS	(B) NET INVEST- MENT INCOME	(C) ADJUSTED NET INCOME
OTHER INCOME OR LOSS	-3,244.	-3,244.	
TOTAL TO FORM 990-PF, PART I, LINE 11	-3,244.	-3,244.	

## FORM 990-PF LEGAL FEES STATEMENT 4

DESCRIPTION	(A) EXPENSES PER BOOKS	(B) NET INVEST- MENT INCOME	(C) ADJUSTED NET INCOME	(D) CHARITABLE PURPOSES
LEGAL FEES	13,786.	13,786.		0.
TO FM 990-PF, PG 1, LN 16A	13,786.	13,786.		0.



## FORM 990-PF

## ACCOUNTING FEES

## STATEMENT 5

DESCRIPTION	(A) EXPENSES PER BOOKS	(B) NET INVEST- MENT INCOME	(C) ADJUSTED NET INCOME	(D) CHARITABLE PURPOSES
ACCOUNTING FEES	8,480.	8,480.		0.
TO FORM 990-PF, PG 1, LN 16B	8,480.	8,480.		0.

## FORM 990-PF

## OTHER PROFESSIONAL FEES

## STATEMENT 6

DESCRIPTION	(A) EXPENSES PER BOOKS	(B) NET INVEST- MENT INCOME	(C) ADJUSTED NET INCOME	(D) CHARITABLE PURPOSES
INVESTMENT FEES	216,445.	216,445.		0.
TO FORM 990-PF, PG 1, LN 16C	216,445.	216,445.		0.

## FORM 990-PF

## TAXES

## STATEMENT 7

DESCRIPTION	(A) EXPENSES PER BOOKS	(B) NET INVEST- MENT INCOME	(C) ADJUSTED NET INCOME	(D) CHARITABLE PURPOSES
FOREIGN TAXES PAID	8,373.	8,373.		0.
FEDERAL INCOME TAX PAID	33,700.	0.		0.
TO FORM 990-PF, PG 1, LN 18	42,073.	8,373.		0.

## FORM 990-PF

## OTHER EXPENSES

## STATEMENT 8

DESCRIPTION	(A) EXPENSES PER BOOKS	(B) NET INVEST- MENT INCOME	(C) ADJUSTED NET INCOME	(D) CHARITABLE PURPOSES
OTHER EXPENSES	19,445.	19,445.		0.
TO FORM 990-PF, PG 1, LN 23	19,445.	19,445.		0.

FORM 990-PF

OTHER INVESTMENTS

STATEMENT 9

DESCRIPTION	VALUATION METHOD	BOOK VALUE	FAIR MARKET VALUE
WELLS FARGO	COST	15,746,266.	17,623,683.
VANGUARD	COST	302,253.	684,350.
JP MORGAN	COST	4,278,177.	3,803,321.
TOTAL TO FORM 990-PF, PART II, LINE 13		20,326,696.	22,111,354.

**The Andrew Allen Charitable Foundation**  
**EIN: 23-7862257**  
**Form 990-PF, Part II, Line 13 Attachment**

<b>Vanguard</b>		<b>Book Value</b>	<b>Market Value</b>
500 Index Fund Adm	At Cost	302,253	684,350

<b>JP 9009</b>		<b>Book Value</b>	<b>Market Value</b>
BARC BREN SPX 7/29/20	At Cost	10,000	9,697
BNP INV KO NOTE SPX 7/29/20	At Cost	10,000	9,855
CS CBEN SPX 7/24/19	At Cost	20,000	20,290
CS CBEN SPX 1/23/20	At Cost	10,000	9,883
MS CBEN SPX 10/2/19	At Cost	20,000	19,861
MS DD CBEN SPX 4/3/19	At Cost	20,000	19,973
MS MARKET PLUS SPX 10/23/19	At Cost	20,000	19,965
RBC MARKET PLUS SPX 2/26/20	At Cost	20,000	18,877
BNP LEVERED MARKET PLUS SX5E 9/18/19	At Cost	20,000	18,749
GS MARKET PLUS SX5E 10/23/19	At Cost	20,000	19,160
HSBC MKT PROT NOTE SX5E 8/26/21	At Cost	20,000	19,124
MS CBEN SX5E 10/2/19	At Cost	20,000	19,488
BARC MPN SX5E 7/29/21	At Cost	10,000	9,340
RS GLOBAL ENERGY AND POWER PRIVATE INV	At Cost	284,131	N/A
VINTAGE 2018 PRIVATE INVESTMENTS	At Cost	15,833	N/A

<b>JP 1009</b>		<b>Book Value</b>	<b>Market Value</b>
MATTHEWS PACIFIC TIGER-INST	At Cost	102,491	109,166
T ROWE PRICE NEW ASIA	At Cost	99,691	93,592
CULLEN FDS TR	At Cost	92,483	76,174
DELAWARE EMERGING MARKETS	At Cost	144,484	150,706
ISHARES MSCI BRAZIL ETF	At Cost	50,023	51,954
ISHARES MSCI RUSSIA ETF	At Cost	38,167	39,697
ISHARES MSCI MEXICO ETF	At Cost	14,398	12,245
ISHARES MSCI INDIA ETF	At Cost	38,752	39,307
JPM EMG MKT EQ FD - R6	At Cost	187,979	200,025
LAZARD EMERG MKT	At Cost	116,402	114,742
NEUBERGER BER GR CHINA EG-IS	At Cost	21,276	19,979
OPPENHEIMER DEVELOPING MKT-Y	At Cost	121,753	132,457
WCM FOCUSED GLOBAL GROW-INST	At Cost	56,226	68,616
AMERICAN BEACON GLG TR-UTL	At Cost	110,701	N/A
FRANKLIN TEMPLTON EMERGING MKTS	At Cost	53,895	58,980
ASHMORE EMERG MKTS CR DB-INS	At Cost	26,822	25,330

<b>JP 8002</b>		<b>Book Value</b>	<b>Market Value</b>
CSC HOLDINGS LLC	At Cost	11,600	10,100
LENNAR CORP	At Cost	10,025	10,025
DISH DBS CORP	At Cost	11,550	10,298
GANNETT CO INC	At Cost	4,188	3,990
HCA INC	At Cost	6,240	6,026
ALLY FINANCIAL INC	At Cost	2,025	1,998
CABLEVISION SYSTEMS CORP	At Cost	10,650	10,437

CF INDUSTRIES INC	At Cost	6,045	5,200
RADIAN GROUP INC	At Cost	4,195	4,070
GANNETT CO INC	At Cost	5,219	5,000
ICAHN ENTERPRISES/FIN	At Cost	9,105	9,079
SPRINT NEXTEL CORP	At Cost	2,183	2,070
NIELSEN FINANCE LLC/CO	At Cost	6,075	5,985
TENET HEALTHCARE CORP	At Cost	8,590	8,192
ENERGY TRANSFER EQUITY	At Cost	22,550	21,175
REYNOLDS GRP ISS/REYNOLD	At Cost	3,896	3,874
DELL INC	At Cost	3,038	3,008
TENET HEALTHCARE CORP	At Cost	15,070	14,925
ARCONIC INC	At Cost	6,518	6,060
UNIT CORP	At Cost	10,038	9,925
B&G FOODS INC	At Cost	6,159	5,963
DISH DBS CORP	At Cost	10,863	10,100
NABORS INDUSTRIES INC	At Cost	4,738	4,812
ANIXTER INC	At Cost	6,135	6,030
MGM RESORT INTL	At Cost	20,795	20,944
ALLY FINANCIAL INC	At Cost	2,005	1,970
TOLL BROS FINANCE CORP	At Cost	10,375	10,238
HCA INC	At Cost	10,125	9,416
MERITAGE HOMES CORP	At Cost	6,530	6,178
CENTENE CORP	At Cost	12,465	12,015
GROUP 1 AUTOMOTIVE INC	At Cost	6,984	6,825
CHOICE HOTELS INTL INC	At Cost	6,495	6,300
TRANSDIGM INC	At Cost	6,165	6,030
VIDEOTRON LTEE	At Cost	6,289	5,993
ASHLAND INC	At Cost	4,838	4,963
CIT GROUP INC	At Cost	14,333	14,105
CENOVUS ENERGY INC	At Cost	2,704	2,867
COVANTA HOLDING CORP	At Cost	18,561	18,383
QEP RESOURCES INC	At Cost	19,894	19,700
AMERICAN AXLE & MFG INC	At Cost	7,484	7,105
CLEAR CHANNEL WORLDWIDE	At Cost	6,143	6,023
CLEAR CHANNEL WORLDWIDE	At Cost	2,125	2,030
SPRINT NEXTEL CORP	At Cost	19,120	20,187
ANTERO RESOURCES CORP	At Cost	6,105	5,959
AMC NETWORKS INC	At Cost	5,028	4,925
CINEMARK USA INC	At Cost	9,400	10,025
ROYAL BK SCOTLND GRP PLC	At Cost	31,060	30,001
CROWN AMER/CAP CORP IV	At Cost	9,900	9,800
CLEARWATER PAPER CORP	At Cost	5,858	5,475
DCP MIDSTREAM OPERATING	At Cost	9,745	9,600
FREEPORT-MCMORAN C&G	At Cost	16,250	16,650
MASTEC INC	At Cost	11,930	11,700
POLYONE CORP	At Cost	12,149	12,007
AVIS BUDGET CAR/FINANCE	At Cost	5,925	5,835
CRESTWOOD MIDSTREAM PART	At Cost	6,229	6,120
STEEL DYNAMICS INC	At Cost	8,110	8,020
HCA INC	At Cost	9,180	9,090
LAMAR MEDIA CORP	At Cost	3,038	2,994

TARGA RESOURCES PARTNERS	At Cost	12,253	11,970
VERISIGN INC	At Cost	5,880	6,000
AES CORPORATION	At Cost	11,226	10,890
COMMERCIAL METALS CO	At Cost	5,719	5,819
EMC CORP	At Cost	24,948	24,202
ADT CORP	At Cost	13,948	13,913
CIT GROUP INC	At Cost	4,278	4,010
CENOVUS ENERGY INC	At Cost	2,723	2,933
L BRANDS INC	At Cost	5,606	4,956
SCOTTS MIRACLE-GAO CO	At Cost	6,385	6,135
GLP CAPITAL LP / FIN II	At Cost	9,289	9,210
ARAMARK SERVICES INC	At Cost	8,334	7,960
CCO HLDGS LLC/CAP CORP	At Cost	26,738	25,250
ENERGY TRANSFER EQUITY SR NOTES	At Cost	4,255	4,200
T-MOBILE USA INC	At Cost	4,265	4,140
CB T-MOBILE USA INC	At Cost	14,304	10,945
ICAHN ENTERPRISES/FIN	At Cost	14,473	14,105
UNITED CONTINENTAL HLDGS	At Cost	8,010	7,840
NETFLIX INC	At Cost	3,083	3,053
CYRUSONE LP/CYRUSONE FIN	At Cost	6,015	6,000
PTC INC	At Cost	6,315	6,315
SERVICE CORP INTL	At Cost	12,600	12,135
TELEFLEX INC	At Cost	8,095	8,080
NEWFIELD EXPLORATION CO	At Cost	21,368	22,660
GRAPHIC PACKAGING INTL	At Cost	5,038	4,738
IRON MOUNTAIN INC	At Cost	6,088	5,888
MURPHY OIL CORP	At Cost	5,381	5,222
NRG YIELD OPERATING LLC	At Cost	12,310	11,872
HILTON DOMESTIC OPERATIN	At Cost	6,135	5,762
ARCONIC INC	At Cost	11,565	10,794
RADIAN GROUP INC	At Cost	8,170	7,700
AECOM	At Cost	6,135	6,105
DYNEGY INC	At Cost	4,310	4,230
CENTENE CORP	At Cost	6,221	5,926
SOUTHWESTERN ENERGY CO	At Cost	12,023	11,670
T-MOBILE USA INC	At Cost	2,155	2,063
CB T-MOBILE USA INC	At Cost	N/A	N/A
SPRINGLEAF FINANCE CORP	At Cost	15,053	14,363
MASCO CORP	At Cost	9,450	8,964
VERISIGN INC	At Cost	2,042	1,995
WELLCARE HEALTH PLANS	At Cost	12,690	11,970
AES CORP/VA	At Cost	2,120	2,005
SUMMIT MID HLDS LIC I FI	At Cost	6,120	5,745
LEVEL 3 FINANCING INC	At Cost	11,303	10,739
CHEMOURS CO	At Cost	5,394	5,150
RANGE RESOURCES CORP	At Cost	5,820	5,565
AMERIGAS PART/FIN CORP	At Cost	6,120	5,610
CNO FINANCIAL GROUP INC	At Cost	13,383	13,114
SM ENERGY CO	At Cost	9,863	9,625
SPECTRUM BRANDS INC	At Cost	9,540	8,730
UNITED RENTALS NORTH AM	At Cost	11,243	10,718

DIAMOND OFFSHORE DRILL	At Cost	5,300	4,925
CDW LLC/CDW FINANCE	At Cost	12,350	11,700
WYNDHAM WORLDWIDE CORP	At Cost	8,238	7,960
EQUINIXINC	At Cost	20,110	19,285
WESTERN DIGITAL CORP	At Cost	8,070	7,390
GLP CAPITAL LP I FIN II	At Cost	3,289	2,981
GOODYEAR TIRE & RUBBER	At Cost	6,135	5,445
WPX ENERGY INC	At Cost	8,051	7,960
CDK GLOBAL INC	At Cost	7,219	7,053
TEMPUR SEALY INTL INC	At Cost	12,065	10,980
ENLINK MIDSTREAM PARTNER	At Cost	5,820	5,687
AMERIGAS FINANCE LLC/COR	At Cost	3,098	2,835
NRG ENERGY INC	At Cost	2,090	2,068
ALCOA INC	At Cost	7,640	6,913
GOODYEAR TIRE & RUBBER	At Cost	7,996	7,140
UNITED RENTALS NORTH AM	At Cost	12,780	11,400
GMAC	At Cost	18,708	19,240
CF INDUSTRIES INC	At Cost	7,115	7,340
TELECOM ITALIA CAPITAL	At Cost	6,698	5,415
TECK COMINCO LIMITED	At Cost	18,870	18,225
EMBARQ CORP	At Cost	9,394	8,573
ALCOA INC NT	At Cost	5,217	4,823
TECK RESOURCES LIMITED	At Cost	4,050	3,910
CENOVUS ENERGY INC	At Cost	6,368	5,797
FREEPORT-MCMORAN C & G	At Cost	4,530	5,085
ENLINK MIDSTREAM PARTNER	At Cost	4,363	4,253
HCA INC	At Cost	6,213	5,904
VIACOM INC	At Cost	5,109	4,775

**JP 4004**

		<b>Book Value</b>	<b>Market Value</b>
ABB LTD-SPON ADR	At Cost	32,741	32,898
ALLIANZ SE-SPON ADR	At Cost	28,210	33,975
ASE TECHNOLOGY HOLDING CO	At Cost	34,282	25,875
ASTRAZENECA PLC	At Cost	33,539	44,209
BAE SYSTEMS PLC	At Cost	32,123	29,645
BCE INC	At Cost	19,807	16,913
BNP PARIBAS-ADR	At Cost	17,400	14,554
BOC HONG KONG HOLDINGS LTD	At Cost	18,918	16,833
BRITISH AMERICAN TOB-SP ADR	At Cost	35,696	28,644
CHINA PETROLEUM & CHEM-ADR	At Cost	36,374	33,474
DAIMLER AG	At Cost	20,726	14,966
DEUTSCHE TELEKOM AG	At Cost	17,683	18,803
DIAGEO PLC- SPONSORED ADR	At Cost	19,498	25,560
ENGIE	At Cost	14,693	11,996
GLAXOSMITHKLINE PLC-SPON ADR	At Cost	31,652	30,076
HONDA MOTOR CO LTD SPONS ADR	At Cost	28,934	25,650
HSBC HOLDINGS PLC-SPONS ADR	At Cost	36,939	30,612
IMPERIAL BRANDS PLC-SPON ADA	At Cost	36,951	34,358
ING GROEP N V.-SPONSORED ADA	At Cost	21,309	17,361
LLOYDS BANKING GROUP PLC-ADR	At Cost	26,216	18,282
MANULIFE FINANCIAL CORP	At Cost	20,216	19,178

MICHELIN (CGDE)-UNSPON ADR	At Cost	30,996	27,540
MMC NORILSK NICKEL PJSC SPONSORED	At Cost	23,743	22,674
MUENCHER RUECK-UNSPON ADR	At Cost	19,180	20,899
NESTLE SA-SPONS ADR	At Cost	31,805	37,083
NIPPON TELEGRAPH & TELE-ADR	At Cost	26,229	30,578
NN GROUP NV - UNSPON ADA	At Cost	32,780	35,110
NOVARTIS AG-SPONSORED ADR	At Cost	39,266	42,855
ORKLA A S A	At Cost	5,744	5,590
PROSIEBEN SAT.1- UNSP ADR	At Cost	15,513	8,796
ROCHE HOLDINGS LTD-SPNS ADR	At Cost	41,667	37,950
ROYAL DUTCH SHELL-SPON ADR-B	At Cost	31,644	33,184
SANOFI-ADR	At Cost	12,000	10,733
SIEMENS AG-SPONS ADR	At Cost	27,576	25,848
SINGAPORE TELECOMMUNICAT-ADR	At Cost	10,973	8,183
SMITHS GROUP PLC-SPON ADR	At Cost	34,292	34,192
SMURFIT KAPPA GROUP PLC	At Cost	29,878	34,784
SONIC HEALTHCARE LTD	At Cost	22,572	28,710
SSE PLC-SPN ADR	At Cost	10,282	6,216
TELEFONICA BRASIL- ADR	At Cost	30,446	23,142
TOTAL SA-SPON ADR	At Cost	30,447	33,695
UBS GROUP AG-REG	At Cost	39,135	28,912
UNILEVER NV-NY SHARES	At Cost	20,606	29,310
UNITED OVERSEAS BANK-SP ADR	At Cost	27,779	31,905
US DOLLAR JPM SWEEP	At Cost	54,139	54,139
VERMILION ENERGY INC	At Cost	25,712	19,522
VODAFONE GROUP PLC-SP ADR	At Cost	18,100	10,866
ZURICH INSURANCE	At Cost	33,457	37,951

<b>WF 1585</b>		<b>Book Value</b>	<b>Market Value</b>
AT&TINC	At Cost	38,575	30,680
CHEVRON CORPORATION	At Cost	51,991	44,660
ENTERPRISE PRODUCTS	At Cost	21,739	59,004
FLOUR CORP	At Cost	52,137	43,860
FORD MOTOR COMPANY	At Cost	44,613	38,200
INTERNATIONAL BUSINESS MACHINE CORP	At Cost	26,261	23,086
INVESCO DYNAMIC BLDG & CONSTRUCTION ETF	At Cost	49,191	67,496
ISHARES U.S. CONSUMER SERVICES IYC	At Cost	29,578	97,295
ISHARES GLOBAL FINANCIALS	At Cost	79,118	62,060
ISHARES MSCI JAPAN	At Cost	57,420	54,840
ISHARES SELECT	At Cost	27,085	47,935
KKR & CO LP	At Cost	-	-
PROCTER & GAMBLE CO PG	At Cost	30,446	44,340
REALTY INCOME CORP REIT O	At Cost	21,301	60,270
SECTOR SPDR TR TECHNOLOGY SELECT SECTOR	At Cost	316,906	339,570
THORNBURG MORTGAGE IN	At Cost	87,788	-
UNDER ARMOUR INC	At Cost	54,500	59,490
VANGUARD INDUSTRIALS ET	At Cost	54,039	118,089
VANGUARD MATERIALS ET	At Cost	51,550	81,907
CALL AT&T INC	At Cost	(674)	(200)
CALL CHEVRON CORP	At Cost	(1,192)	(312)
CALL ENTERPRISE PROD	At Cost	(1,654)	(990)

CALL FLUOR CORP	At Cost	(9,574)	(650)
CALL FORD MOTOR CO	At Cost	(781)	(1,960)
CALL INTL BUSINESS MACH	At Cost	(2,053)	(12)
CALL ISHARES DOW JONES S	At Cost	(693)	(100)
CALL PROCTOR & GAMBLE	At Cost	(658)	(1,875)
CALL REALTY INCOME GROUP	At Cost	(1,735)	(5,400)
CALL TECH SCTR SPDR	At Cost	(14,384)	(11,466)
CALL UNDER ARMOUR INC	At Cost	(5,515)	(1,050)
CALL VANGUARD INDUSTRIAL	At Cost	(2,969)	(135)
CALL VANGUARD MATERIALS	At Cost	(1,957)	(35)
AMERICAN HIGH INCOME TRUST CLASS A	At Cost	63,095	49,734
BANK OF AMERICA CORP PFD	At Cost	51,277	48,867
GOLDMAN SACHS GROUP PFD	At Cost	50,225	45,444
MORGAN STANLEY PFD SER A	At Cost	51,072	45,171

**WF 1594**

		Book Value	Market Value
ABBOTT LABORATORIES	At Cost	301,013	339,047
ACCENTURE PLC IRELAND SHARES CLASS A	At Cost	203,838	193,557
ACTIVISION BLIZZARD INC	At Cost	190,431	190,095
AIR PRODUCTS & CHEMICALS	At Cost	122,199	127,030
ALPHABET INC	At Cost	211,693	336,989
AMERICAN TOWER CORP	At Cost	118,342	132,439
APPLE INC	At Cost	238,833	316,909
ARAMARK	At Cost	169,360	140,447
BECTON DICKINSON & CO	At Cost	280,363	330,537
BOOKING HLDGS INC	At Cost	186,043	204,329
DOLLAR TREE STORES INC	At Cost	179,293	180,065
EDWARDS LIFESCIENCE CORP	At Cost	94,506	134,611
FACEBOOK INC	At Cost	83,308	106,708
FIDELITY NATIONAL INFORMATION SVCS	At Cost	193,771	245,260
FLEETCOR TECHNOLOGIES	At Cost	155,978	190,629
HONEYWELL INTERNATIONAL	At Cost	154,580	222,588
IHS MARKIT LTD	At Cost	122,580	124,339
INTERCONTINENTAL EXCHANGE INC	At Cost	168,961	244,833
LOWES COMPANIES INC	At Cost	209,376	199,676
MASTERCARD INC CL A	At Cost	85,673	185,612
MICROSOFT CORP	At Cost	207,631	357,814
MODELEZ INTL INC	At Cost	173,015	216,827
MONSTER BEVERAGE CORP	At Cost	227,151	246,122
QUALCOM INC	At Cost	179,250	171,438
QUEST DIAGNOSTICS INC	At Cost	116,100	95,898
S&P GLOBAL INC	At Cost	193,058	259,806
SCHWAB CHARLES CORP	At Cost	195,698	214,924
SHERWIN WILLIAMS CO	At Cost	198,241	203,031
STARBUCKS CORP	At Cost	90,788	90,959
THERMO FISHER SCIENTIFIC	At Cost	193,244	325,474
UL TA BEAUTY INC	At Cost	183,372	229,773
UNITED HEALTH GROUP INC	At Cost	207,775	356,220
VISA INC CLASS A	At Cost	107,765	343,247

**WF 1612**
**Book Value**
**Market Value**



AEROJET ROCKETDYNE HLDG INC	At Cost	83,899	101,404
AMERCO	At Cost	106,030	93,373
APACHE CORP COMMON	At Cost	90,069	72,671
ARAMARK	At Cost	70,443	65,734
ARCONIC INC	At Cost	93,097	85,406
AXAL TA COATING SYSTEMS	At Cost	91,010	74,213
BOK FINL CORP NEW	At Cost	101,102	97,475
BORG WARNER INC	At Cost	85,657	77,401
CARLISLE COMPANIES INC	At Cost	57,355	54,380
CITIZENS FINANCIAL GRP	At Cost	96,287	110,257
COGNIZANT TECHNOLOGY	At Cost	85,804	87,116
DISCOVERY INC A	At Cost	54,119	82,044
DXC TECHNOLOGY CO	At Cost	95,383	82,007
EBAY INC	At Cost	96,780	86,509
ENCOMPASS HEALTH CORP	At Cost	35,501	51,619
ENTERGY CORP	At Cost	61,221	66,237
EQT CORP	At Cost	86,049	52,314
FIFTH THIRD BANCORP	At Cost	60,860	67,448
INGREDION INCORPORATED	At Cost	118,669	101,686
INTERPUBLIC GRP CO INC	At Cost	89,351	96,114
INVESCO LTD	At Cost	128,186	92,094
J M SMUCKER CO	At Cost	96,649	97,921
KAR AUCTION SERVICES INC	At Cost	35,561	48,285
LKQ CORPORATION	At Cost	68,204	64,739
LOEWS CORPORATION	At Cost	50,696	47,538
MASCO CORP	At Cost	126,129	101,850
MICHAELS COS INC	At Cost	99,260	81,849
NATIONAL OILWELL CARCO	At Cost	39,812	42,283
NEWFIELD EXPLORATION	At Cost	45,721	36,320
NISOURCE INC	At Cost	56,331	57,314
NORTHERN TRUST CORP	At Cost	69,834	75,162
RYMAN HOSPITALITY PPTYS	At Cost	39,722	47,951
SIGNATURE BANK NEW YORK	At Cost	58,770	55,609
SNAP-ON INC	At Cost	90,017	92,518
STERICYCLE INC	At Cost	78,329	68,159
STORE CAPITAL CORP	At Cost	34,727	46,419
UGI CORP NEW	At Cost	52,495	61,072
UNIVERSAL HEALTH SVCS	At Cost	92,182	93,723
VENTAS INC	At Cost	77,485	81,720
VISTRA ENERGY CORP	At Cost	44,499	56,439
WEYERHAEUSER CO	At Cost	116,062	92,326
WHITE MOUNTAIN INS GRP	At Cost	110,295	112,607
ZAYO GRP HOLDINGS INC	At Cost	96,649	81,064

**WF 1621**

		<b>Book Value</b>	<b>Market Value</b>
ABBVIE INC	At Cost	38,900	35,889
ACCENTURE PLC IRELAND	At Cost	79,343	102,295
AES CORP	At Cost	15,946	19,319
ALLISON TRANSMISSION HOLDINGS INC	At Cost	25,234	23,495
ALLSTATE CORP	At Cost	51,139	52,933
ALTRIA GROUP INC	At Cost	59,033	36,292

AMQOCS LTD	At Cost	11,924	11,768
AMERICAN EXPRESS COMPANY	At Cost	21,022	21,368
AMERIPRISE FINANCIAL	At Cost	15,079	17,559
AMERISOURCEBERGEN CORP	At Cost	11,297	11,264
AMGEN INC	At Cost	56,888	63,813
ANTHEM INC	At Cost	30,471	45,745
AON PLC	At Cost	47,793	57,943
APPLIED MATERIALS INC	At Cost	48,465	34,853
AVALONBAY COMMUNITIES INC	At Cost	25,382	24,202
BANK OF AMERICA CORP	At Cost	74,117	111,678
BOEING CO	At Cost	34,205	58,907
CAPITAL ONE FINANCIAL	At Cost	2,304	2,500
CATERPILLAR INC	At Cost	43,255	38,337
CBRE GROUP INC CLASS A	At Cost	23,324	21,515
CENTENE CORP	At Cost	17,356	17,202
CF INDUSTRIES HOLDINGS INC	At Cost	16,815	18,492
CHARTER COMMUNICATIONS INC	At Cost	32,583	31,717
CHEVRON CORPORATION	At Cost	51,403	48,568
CHIMERA INVT CORP NEW	At Cost	6,811	7,273
CHUBB LTD	At Cost	74,563	65,952
CIGNA CORPORATION	At Cost	41,408	53,239
CISCO SYSTEMS INC	At Cost	41,925	43,051
CIT GROUP INC	At Cost	21,346	20,516
CITIGROUP INC NEW	At Cost	160,145	183,288
CITIZENS FINANCIAL GRP	At Cost	23,986	20,916
COMCAST CORP NEW CL A	At Cost	144,989	143,712
CONOCOPHILLIPS	At Cost	60,263	77,659
CREDIT ACCEPTANCE CORP	At Cost	19,858	24,616
DANAHER CORP	At Cost	41,965	49,402
DELTA AIR LINES INC NEW	At Cost	27,871	32,619
DEVON ENERGY CORP	At Cost	6,577	6,156
DISCOVER FINANCIAL	At Cost	20,666	20,135
DISNEY WALT COMPANY	At Cost	31,314	34,908
DOMTAR CORP NEW	At Cost	23,554	23,340
DUKE ENERGY CORP COM NEW	At Cost	77,991	75,689
DUNKIN BRANDS GROUP INC	At Cost	24,773	25,686
DXC TECHNOLOGY CO	At Cost	52,676	53,093
EATON CORP PLC	At Cost	64,604	60,131
EMCOR GROUP INC	At Cost	12,313	10,860
ENDO INTERNATIONAL PLC	At Cost	5,893	5,997
ENERGIZER HLDGS INC	At Cost	16,999	22,215
EOG RESOURCES INC	At Cost	28,900	32,866
FIDELITY NATIONAL	At Cost	52,166	64,750
FIFTH THIRD BANCORP	At Cost	23,659	18,947
FIRST AMERICAN FINL CORP	At Cost	3,015	2,305
FIRST SOLAR INC	At Cost	23,341	14,463
FISERV INC	At Cost	34,440	44,408
FOOT LOCKER INC	At Cost	15,601	15,698
FREEMPORT-MCMORAN INC	At Cost	22,164	14,796
GENERAL MILLS INC	At Cost	48,725	40,865
GENERAL MOTORS CO	At Cost	42,017	43,066

GEO.GRP INC/THE	At Cost	10,399	7,142
GILEAD SCIENCES INC	At Cost	30,116	27,477
GOLDMAN SACHS GROUP INC	At Cost	113,517	123,052
GRAINGER W W INC	At Cost	18,213	16,186
H&R BLOCK INC	At Cost	22,994	23,461
HCA HEALTHCARE INC	At Cost	9,986	13,620
HERBALIFE NUTRITION LTD	At Cost	22,039	21,996
HOLLYFRONTIER CORP	At Cost	8,673	16,253
HONEYWELL INTERNATIONAL	At Cost	68,019	72,120
HOSPITALITY PROPERTIES	At Cost	6,923	6,661
HP INC	At Cost	25,152	35,486
HUMANA INC	At Cost	43,523	64,082
HUNTSMAN CORP	At Cost	14,122	14,594
ILLINOIS TOOL WORKS INC	At Cost	38,531	35,720
INGERSOLL-RAND PLC	At Cost	51,733	56,125
INTERNATIONAL BUSINESS MACHINE CORP	At Cost	30,358	23,894
JOHNSON& JOHNSON	At Cost	130,332	139,850
JOHNSON CTLS INTL PLC	At Cost	68,943	53,294
JONES LANG LASALLE INC	At Cost	23,245	17,987
JPMORGAN CHASE & CO	At Cost	71,028	130,715
KIMBERLY-CLARK CORP	At Cost	47,984	45,475
LAM RESEARCH CORP	At Cost	30,899	23,669
LEAR CORP	At Cost	16,803	16,480
LIFE STORAGE INC	At Cost	14,644	14,783
LINCOLN NATL CORP IND	At Cost	17,744	21,909
LOCKHEED MARTIN CORP	At Cost	50,650	45,547
M&T BANK CORP	At Cost	23,710	22,661
MARATHON OIL CORP	At Cost	2,661	4,330
MARATHON PETROLEUM CORP	At Cost	45,436	51,710
MCKESSON CORPORATION	At Cost	39,399	31,440
MEDTRONIC PLC	At Cost	79,567	84,521
METLIFE INC	At Cost	44,977	39,666
MICHAEL KORS HOLDINGS	At Cost	21,650	20,003
MOLSON COORS BREWING CO	At Cost	22,708	25,920
MOODY'S CORP	At Cost	14,930	13,530
MORGAN STANLEY & CO	At Cost	2,342	2,009
NASDAQ INC	At Cost	35,165	40,494
NESTLE S A REG ADR	At Cost	63,313	62,620
NETAPP INC	At Cost	13,336	20,329
NEWMONT MINING CORP NEW	At Cost	4,426	3,556
NEXTERA ENERGY INC	At Cost	48,051	57,270
NORTHROP GRUMMAN CORP	At Cost	39,173	40,864
NRG ENERGY INC	At Cost	18,544	27,468
P P G INDUSTRIES INC	At Cost	86,354	84,913
PBF ENERGY INC	At Cost	16,651	18,288
PEABODY ENERGY CORP	At Cost	19,290	16,307
PEPSICO INCORPORATED	At Cost	27,204	28,095
PERSPECTA INC	At Cost	2,959	3,110
PFIZER INCORPORATED	At Cost	127,225	161,647
PHILIP MORRIS	At Cost	133,829	107,445
PHILLIPS 66	At Cost	13,932	13,675

PIEDMONT OFFICE RLTY TR INC COM	At Cost	19,149	16,849
PILGRIMS PRIDE CORP	At Cost	26,047	22,393
PNC FINANCIAL SERVICES	At Cost	64,798	66,815
POPULAR INC	At Cost	11,962	12,170
PRIMERICA INC	At Cost	16,902	17,888
PROCTER & GAMBLE	At Cost	10,530	10,908
PRUDENTIAL FINANCIAL INC	At Cost	6,402	5,908
QUALCOMM INC	At Cost	51,521	45,218
REGIONS FINANCIAL CORP	At Cost	22,032	23,673
RESIDEO TECHNOLOGIES	At Cost	N/A	1,747
ROBERT HALF INTL INC	At Cost	20,631	19,672
S&P GLOBAL INC	At Cost	6,992	8,022
SABRE CORP	At Cost	25,465	24,921
SCHLUMBERGER LTD	At Cost	50,500	52,080
SEAGATE TECHNOLOGY PLC	At Cost	15,135	10,299
SIRIUS XM HOLDINGS INC	At Cost	14,333	21,762
SL GREEN RLTY CORP	At Cost	23,761	22,176
SPIRIT REALTY CAPITAL INC	At Cost	27,903	27,182
STATE STR CORP	At Cost	75,500	62,013
STEEL DYNAMICS INC	At Cost	11,260	19,760
TENET HEALTHCARE CORP	At Cost	16,225	12,736
TERADATA CORP	At Cost	6,328	5,751
TEXAS INSTRUMENTS INC	At Cost	60,635	66,373
THERMO FISHER SCIENTIFIC	At Cost	37,449	50,702
TOLL BROTHERS	At Cost	20,490	17,672
TORCHMARK CORP	At Cost	14,144	16,170
TRAVELERS COS INC/THE	At Cost	127,539	121,626
TYSON FOODS INC CL A	At Cost	24,889	23,429
UNION PACIFIC CORP	At Cost	50,047	68,139
UNITED CONTINENTAL HOLDINGS INC	At Cost	21,684	22,660
UNITED RENTALS INC	At Cost	19,575	20,772
URBAN OUTFITTERS INC	At Cost	24,076	25,136
US BANCORP NEW	At Cost	75,979	76,994
VALERO ENERGY CORP NEW	At Cost	37,461	52,286
VERIZON COMMUNICATIONS	At Cost	59,328	68,051
VISTRA ENERGY CORP	At Cost	21,814	23,943
VMWARE INC CLASS A	At Cost	14,184	19,512
WAL-MART STORES INC	At Cost	24,844	32,190
WALGREENS BOOTS	At Cost	5,028	5,185
WELLCARE HEALTH PLANS INC	At Cost	9,553	22,907
WELLS FARGO COMPANY	At Cost	90,718	88,521
WILLIS TOWERS WATSON PUB LTD CO	At Cost	4,918	4,581
XCEL ENERGY INC	At Cost	39,740	41,757

**Total**

**20,326,585**

**22,111,357**

**Charitable Donations - TNL**  
**(fiscal year ending 10/31/18)**

<u>Date</u>	<u>Check #</u>	<u>Name</u>	<u>Amount</u>	<u>Balance</u>
		Balance to donate to charities by 10/31/18		\$ 369,789.68
11/13/2017	3478	Wyoming Public Media	\$ 6,800.00	\$ 362,989.68
12/13/2017	3480	Friends of the Cheyenne Botanic Gardens	\$ 250 00	\$ 362,739.68
12/13/2017	3481	Harvard Magazine	\$ 100.00	\$ 362,639.68
12/29/2017	3484	American Opportunity Foundation	\$ 13,750.00	\$ 348,889.68
12/29/2017	3485	University of Wyoming Foundation	\$ 2,325.43	\$ 346,564.25
12/29/2017	3486	Cheyenne Symphony Orchestra	\$ 1,000.00	\$ 345,564.25
12/29/2017	3487	Wyoming Outdoor Council	\$ 1,000.00	\$ 344,564.25
12/29/2017	3488	Boys & Girls Club of Evanston	\$ 5,000.00	\$ 339,564.25
12/29/2017	3489	Nat'l Museum of Wildlife Art in Jackson	\$ 3,000.00	\$ 336,564.25
12/29/2017	3490	Greater Cheyenne Foundation	\$ 1,000.00	\$ 335,564.25
2/9/2018	3495	WY Lawyer Assistance Program	\$ 2,500.00	\$ 333,064.25
2/9/2018	3496	Jackson Hole Community Radio	\$ 8,000 00	\$ 325,064.25
2/9/2018	3497	Meals on Wheels of Cheyenne	\$ 5,000.00	\$ 320,064.25
2/9/2018	3498	Arts Cheyenne	\$ 500.00	\$ 319,564.25
2/9/2018	3499	Cheyenne American Legion Post 6 Baseball	\$ 1,250.00	\$ 318,314.25
2/9/2018	3500	COMEA Shelter	\$ 500.00	\$ 317,814.25
2/13/2018	3501	Community Foundation of Jackson Hole	\$ 2,000 00	\$ 315,814.25
3/6/2018	3502	Laramie County Library Foundation	\$ 5,000.00	\$ 310,814.25
3/14/2018	3503	Wyoming Outdoor Council	\$ 1,000.00	\$ 309,814.25
3/15/2018	3504	Cheyenne Little Theater Players	\$ 1,000.00	\$ 308,814.25
3/19/2018	3507	Harvard Magazine	\$ 150.00	\$ 308,664.25
3/19/2018	3508	Denver Urban Scholars	\$ 2,500.00	\$ 306,164.25
3/19/2018	3509	Cheyenne Animal Shelter Services	\$ 1,500.00	\$ 304,664.25
5/4/2018	3527	University of Wyoming	\$ 2,000 00	\$ 302,664.25
5/22/2018	3530	Boys & Girls Club of Evanston	\$ 2,500.00	\$ 300,164.25
5/22/2018	3531	Cheyenne Depot Museum	\$ 500.00	\$ 299,664.25
5/22/2018	3532	CRMC Foundation	\$ 5,000.00	\$ 294,664.25
5/22/2018	3533	Teton Youth and Family Services	\$ 1,000.00	\$ 293,664.25
5/22/2018	3534	Longs Peak Council, Boys Scouts of America	\$ 1,500.00	\$ 292,164.25
5/30/2018	3535	Community Foundation of Jackson Hole	\$ 1,000.00	\$ 291,164.25
6/1/2018	3536	K Gill Foundation	\$ 800 00	\$ 290,364.25
6/15/2018	3537	Harvard Law School Annual Fund	\$ 1,000 00	\$ 289,364.25
6/22/2018	3538	University of Wyoming	\$ 1,000.00	\$ 288,364.25
7/19/2018	3540	void	\$ -	\$ 288,364.25
7/25/2018	3541	CFD Old West Museum	\$ 320.00	\$ 288,044.25
7/30/2018	3543	Family Promise of Cheyenne	\$ 2,500.00	\$ 285,544.25
7/30/2018	3544	Special Olympics Wyoming	\$ 50 00	\$ 285,494.25
7/30/2018	3545	void [replaced with Check #3575]	\$ -	\$ 285,494.25
8/1/2018	3546	Community Foundation of Jackson Hole	\$ 7,500.00	\$ 277,994.25
8/3/2018	3547	Scottish Rite Foundation of Wyoming	\$ 15,000.00	\$ 262,994.25
8/9/2018	3548	Wyoming Outdoor Council	\$ 5,000.00	\$ 257,994.25
8/9/2018	3549	Void	\$ -	\$ 257,994.25
8/9/2018	3550	Grace for 2 Brothers Foundation	\$ 200 00	\$ 257,794.25

	Evanston Parks & Recreation District fbo		
8/23/2018	3575 Evanston Youth Fall Baseball	\$ 500.00	\$ 257,294.25
9/11/2018	3576 Cheyenne Greek Festival	\$ 500.00	\$ 256,794.25
9/28/2018	3578 Denver Urban Scholars	\$ 5,000.00	\$ 251,794.25
10/5/2018	3579 Greater Cheyenne Foundation	\$ 1,500.00	\$ 250,294.25
10/5/2018	3580 Laramie County Library Foundation	\$ 1,500.00	\$ 248,794.25
10/5/2018	3581 Harvard Magazine	\$ 150.00	\$ 248,644.25
10/15/2018	3609 Community Wireless of Park City	\$ 1,820.00	\$ 246,824.25
10/30/2018	3615 University of Wyoming Foundation	\$ 166,667.00	\$ 80,157.25
10/30/2018	3616 Laramie County Library Foundation	\$ 5,000.00	\$ 75,157.25
10/30/2018	3617 Evanston Youth Club for Boys & Girls	\$ 5,000.00	\$ 70,157.25
10/30/2018	3618 Montessori School of Cheyenne	\$ 500.00	\$ 69,657.25
10/30/2018	3619 InterConnection 21	\$ 500.00	\$ 69,157.25
10/30/2018	3620 Art Association of Jackson Hole	\$ 1,000.00	\$ 68,157.25
10/30/2018	3621 Park City Tots	\$ 1,000.00	\$ 67,157.25
10/30/2018	3622 Teton County Library Foundation	\$ 6,320.00	\$ 60,837.25
10/30/2018	3624 Wyoming Stock Growers Land Trust	\$ 1,000.00	\$ 59,837.25
10/30/2018	3625 Cheyenne Masonic Temple Endowment Fund	\$ 1,000.00	\$ 58,837.25
10/31/2018	3627 Jackson hole Stingrays	\$ 1,000.00	\$ 57,837.25
10/31/2018	3628 ACTEC Foundation	\$ 1,000.00	\$ 56,837.25
10/31/2018	3629 Yola and Boogy Fund	\$ 1,000.00	\$ 55,837.25
10/31/2018	3630 Wyoming Public Media	\$ 7,000.00	\$ 48,837.25
10/31/2018	3631 University of Wyoming Foundation (programs)	\$ 48,837.25	\$ -

**Charitable Donations - Bill**

<b><u>Date</u></b>	<b><u>Check #</u></b>	<b><u>Name</u></b>	<b><u>Amount</u></b>	<b><u>Balance</u></b>
		Balance to donate to charities by 10/31/18		\$ 369,789.68
5/9/2018	3528	National MS Society	\$ 100,000.00	\$ 269,789.68
10/26/2018	3610	St. Mary's Catholic School Foundation	\$ 100,000.00	\$ 169,789.68
10/26/2018	3611	St. Jude Children's Research Hospital	\$ 50,000.00	\$ 119,789.68
10/26/2018	3612	University of Wyoming Foundation	\$ 50,000.00	\$ 69,789.68
10/26/2018	3613	Boys & Girls Club of Cheyenne	\$ 40,000.00	\$ 29,789.68
10/26/2018	3614	Meals on Wheels of Cheyenne	\$ 29,789.68	\$ (0.00)

**Charitable Donations - Carol**  
**(fiscal year ending 10/31/18)**

<u>Date</u>	<u>Check #</u>	<u>Name</u>	<u>Amount</u>	<u>Balance</u>
		Balance to donate to charities by 10/31/18		\$ 369,789.68
3/30/2018	3510	Vanderbilt Children's Hospital	\$ 25,000.00	\$ 344,789.68
3/30/2018	3511	Cheekwood Botanical Garden&Museum of Art	\$ 13,500.00	\$ 331,289.68
3/30/2018	3512	Nashville Symphony	\$ 10,000.00	\$ 321,289.68
3/30/2018	3513	Frist Center for Visual Arts	\$ 10,000.00	\$ 311,289.68
3/30/2018	3514	Nature Conservancy of Tennessee	\$ 10,000.00	\$ 301,289.68
3/30/2018	3515	Land Trust for Tennessee	\$ 5,000.00	\$ 296,289.68
3/30/2018	3516	National Parks Conservation Association	\$ 5,000.00	\$ 291,289.68
3/30/2018	3517	Friends of Radnor Lake	\$ 5,000.00	\$ 286,289.68
3/30/2018	3518	Nashville Public Radio	\$ 10,000.00	\$ 276,289.68
3/30/2018	3519	Bryn Mawr College	\$ 5,000.00	\$ 271,289.68
3/30/2018	3521	Williams College	\$ 5,000.00	\$ 266,289.68
3/30/2018	3522	Susquehanna University	\$ 10,000.00	\$ 256,289.68
3/30/2018	3523	University School of Nashville	\$ 5,000.00	\$ 251,289.68
3/30/2018	3524	National Aphasia Association	\$ 5,000.00	\$ 246,289.68
4/11/2018	3525	Nashville Public Television	\$ 5,000.00	\$ 241,289.68
8/23/2018	3552	University School of Nashville	\$ 5,000.00	\$ 236,289.68
8/23/2018	3553	National Aphasia Association	\$ 5,000.00	\$ 231,289.68
8/23/2018	3554	Nashville Rescue Mission	\$ 1,000.00	\$ 230,289.68
8/23/2018	3555	Youth Speaks Nashville	\$ 1,000.00	\$ 229,289.68
8/23/2018	3556	Habitat for Humanity Nashville	\$ 1,000.00	\$ 228,289.68
8/23/2018	3557	Tennessee State Museum Foundation	\$ 2,000.00	\$ 226,289.68
8/23/2018	3558	Travellers Rest Historic House Museum	\$ 1,000.00	\$ 225,289.68
8/23/2018	3559	Harvad Medical School	\$ 5,000.00	\$ 220,289.68
8/23/2018	3560	Second Harvest Food Bank	\$ 2,000.00	\$ 218,289.68
8/23/2018	3561	Nashville Children's Theater	\$ 500.00	\$ 217,789.68
8/23/2018	3562	AFS-USA, Inc.	\$ 1,000.00	\$ 216,789.68
8/23/2018	3563	Ronald McDonald House Charities	\$ 1,000.00	\$ 215,789.68
8/23/2018	3564	Gilda's Club	\$ 1,000.00	\$ 214,789.68
8/23/2018	3565	Historic Nashville	\$ 1,000.00	\$ 213,789.68
8/23/2018	3566	Tennessee Craft	\$ 1,000.00	\$ 212,789.68
8/23/2018	3567	Nashville Ballet	\$ 2,500.00	\$ 210,289.68
8/23/2018	3568	Our Kids Nashville	\$ 2,000.00	\$ 208,289.68
8/23/2018	3569	Governor's Books from Birth Foundation	\$ 1,000.00	\$ 207,289.68
8/23/2018	3570	Nashville Public Library Foundation	\$ 2,000.00	\$ 205,289.68
8/23/2018	3571	Haveford School	\$ 1,000.00	\$ 204,289.68
8/23/2018	3572	Harvard College Fund	\$ 2,000.00	\$ 202,289.68
8/23/2018	3573	Radcliffe Institute for Advanced Study	\$ 2,000.00	\$ 200,289.68
8/23/2018	3574	Springside Chestnut Hill Academy	\$ 5,000.00	\$ 195,289.68
10/12/2018	3582	Phi Beta Kappa Society	\$ 135.00	\$ 195,154.68
10/12/2018	3583	Philadelphia Orchestra Association	\$ 3,500.00	\$ 191,654.68
10/12/2018	3584	National Constitution Center	\$ 1,000.00	\$ 190,654.68
10/12/2018	3585	void	\$ -	\$ 190,654.68
10/12/2018	3586	Cheekwood Botanical Garden&Museum of Art	\$ 10,000.00	\$ 180,654.68
10/12/2018	3587	Belcourt Theater, Inc.	\$ 1,500.00	\$ 179,154.68
10/12/2018	3588	Nashville Public Radio	\$ 10,000.00	\$ 169,154.68



10/12/2018	3589 Nashville Humane Society Corp.	\$ 1,000.00	\$ 168,154.68
10/12/2018	3590 National Public Television	\$ 2,500.00	\$ 165,654.68
10/12/2018	3591 United Way of Nashville	\$ 5,000.00	\$ 160,654.68
10/12/2018	3592 Amelia Island Chambers Music Festival	\$ 1,000.00	\$ 159,654.68
10/12/2018	3593 Amelia Island Museum of History	\$ 1,000.00	\$ 158,654.68
10/12/2018	3594 Amelia Island Jazz Festival	\$ 1,000.00	\$ 157,654.68
10/12/2018	3595 Nassau Humane Society	\$ 1,000.00	\$ 156,654.68
10/12/2018	3596 Island Art Association	\$ 1,000.00	\$ 155,654.68
10/12/2018	3597 Mental Health Association of Middle Tenn.	\$ 500.00	\$ 155,154.68
10/12/2018	3598 Alzheimer's Association	\$ 500.00	\$ 154,654.68
10/12/2018	3599 American Heart Association	\$ 500.00	\$ 154,154.68
10/12/2018	3600 National Trust for Historic Preservation	\$ 1,000.00	\$ 153,154.68
10/12/2018	3601 Frist Art Museum	\$ 10,000.00	\$ 143,154.68
10/12/2018	3602 National Aphasia Association	\$ 6,000.00	\$ 137,154.68
10/12/2018	3603 National Parks Conservation Association	\$ 10,000.00	\$ 127,154.68
10/12/2018	3604 Nature Conservancy of Tennessee	\$ 10,000.00	\$ 117,154.68
10/12/2018	3605 Land Trust for Tennessee	\$ 2,154.68	\$ 115,000.00
10/12/2018	3606 Nashville Symphony	\$ 10,000.00	\$ 105,000.00
10/12/2018	3607 Vanderbilt Univeristy Medical Center	\$ 25,000.00	\$ 80,000.00
10/12/2018	3608 Vanderbilt Children's Hospital	\$ 75,000.00	\$ 5,000.00
10/23/2018	3623 Free Library of Philadelphia Foundation	\$ 5,000.00	\$ -
2017	Team Jackson Hole	\$ 1,500	