

Form **990-PF**

Return of Private Foundation

or Section 4947(a)(1) Trust Treated as Private Foundation

OMB No 1545-0052

2017

Open to Public Inspection

Department of the Treasury
Internal Revenue Service

- Do not enter social security numbers on this form as it may be made public.
Go to www.irs.gov/Form990PF for instructions and the latest information.

For calendar year 2017 or tax year beginning 8/1/2017, and ending 7/31/2018

Name of foundation
TW SIDNEY J HARRIS **HARR**

Number and street (or P O box number if mail is not delivered to street address) Room/suite
Wells Fargo Bank N A Trust Tax Dept - 6325 S RAINBOW BLVD STE 300

City or town, state or province, country, and ZIP or foreign postal code
LAS VEGAS NV 89118

Foreign country name Foreign province/state/country Foreign postal code

A Employer identification number
22-6455160

B Telephone number (see instructions)
888-730-4933

C If exemption application is pending, check here ☐

D 1. Foreign organizations, check here ☐
2. Foreign organizations meeting the 85% test, check here and attach computation ☐
If private foundation status was terminated under section 507(b)(1)(A), check here ☐

E If the foundation is in a 60-month termination under section 507(b)(1)(B), check here ☐

G Check all that apply ☐ Initial return ☐ Initial return of a former public charity
☐ Final return ☐ Amended return
☒ Address change ☐ Name change

H Check type of organization ☒ Section 501(c)(3) exempt private foundation
☐ Section 4947(a)(1) nonexempt charitable trust ☐ Other taxable private foundation

I Fair market value of all assets at end of year (from Part II, col (c), line 16) **\$ 1,873,634**

J Accounting method ☒ Cash ☐ Accrual
☐ Other (specify) _____ (Part I, column (d) must be on cash basis)

Part I Analysis of Revenue and Expenses (The total of amounts in columns (b), (c), and (d) may not necessarily equal the amounts in column (a) (see instructions))				(a) Revenue and expenses per books	(b) Net investment income	(c) Adjusted net income	(d) Disbursements for charitable purposes (cash basis only)
Revenue	1	Contributions, gifts, grants, etc., received (attach schedule)					
	2	Check <input checked="" type="checkbox"/> if the foundation is not required to attach Sch B					
	3	Interest on savings and temporary cash investments					
	4	Dividends and interest from securities		33,772	33,772		
	5a	Gross rents					
	b	Net rental income or (loss)					
	6a	Net gain or (loss) from sale of assets not on line 10		58,209			
	b	Gross sales price for all assets on line 6a 421,400			58,209		
	7	Capital gain net income (from Part IV, line 2)					
	8	Net short-term capital gain					
	9	Income modifications					
	10a	Gross sales less returns and allowances					
Operating and Administrative Expenses	b	Less Cost of goods sold					
	c	Gross profit or (loss) (attach schedule)					
	11	Other income (attach schedule)					
	12	Total. Add lines 1 through 11		91,981	91,981	0	
	13	Compensation of officers, directors, trustees, etc.		28,437	21,328		7,109
	14	Other employee salaries and wages					
	15	Pension plans, employee benefits					
	16a	Legal fees (attach schedule)					
	b	Accounting fees (attach schedule)		1,659			1,659
	c	Other professional fees (attach schedule)		1,896			1,896
	17	Interest					
	18	Taxes (attach schedule) (see instructions)		1,935	453		
	19	Depreciation (attach schedule) and depletion					
	20	Occupancy					
	21	Travel, conferences, and meetings					
	22	Printing and publications					
	23	Other expenses (attach schedule)					
	24	Total operating and administrative expenses. Add lines 13 through 23		33,927	21,781	0	10,664
	25	Contributions, gifts, grants paid		87,000			87,000
	26	Total expenses and disbursements. Add lines 24 and 25		120,927	21,781	0	97,664
	27	Subtract line 26 from line 12					
	a	Excess of revenue over expenses and disbursements		-28,946			
	b	Net investment income (if negative, enter -0-)			70,200		
		c	Adjusted net income (if negative, enter -0-)			0	

For Paperwork Reduction Act Notice, see instructions.

Form **990-PF** (2017)

HTA

JANUARY 11 2018
POSTMARK DATE

SCANNED MAR 12 2019

627

NE

Part II: Balance Sheets		Attached schedules and amounts in the description column should be for end-of-year amounts only (See instructions)		
		Beginning of year	End of year	
		(a) Book Value	(b) Book Value	(c) Fair Market Value
Assets	1 Cash—non-interest-bearing			
	2 Savings and temporary cash investments	51,270	66,305	66,305
	3 Accounts receivable ▶			
	Less allowance for doubtful accounts ▶			
	4 Pledges receivable ▶			
	Less allowance for doubtful accounts ▶			
	5 Grants receivable			
	6 Receivables due from officers, directors, trustees, and other disqualified persons (attach schedule) (see instructions)			
	7 Other notes and loans receivable (attach schedule) ▶			
	Less allowance for doubtful accounts ▶			
	8 Inventories for sale or use			
	9 Prepaid expenses and deferred charges			
	10a Investments—U S and state government obligations (attach schedule)			
	b Investments—corporate stock (attach schedule)			
	c Investments—corporate bonds (attach schedule)			
	11 Investments—land, buildings, and equipment basis ▶			
Less accumulated depreciation (attach schedule) ▶				
12 Investments—mortgage loans				
13 Investments—other (attach schedule)	1,591,992	1,547,689	1,807,329	
14 Land, buildings, and equipment basis ▶				
Less accumulated depreciation (attach schedule) ▶				
15 Other assets (describe ▶)				
16 Total assets (to be completed by all filers—see the instructions. Also, see page 1, item I)	1,643,262	1,613,994	1,873,634	
Liabilities	17 Accounts payable and accrued expenses			
	18 Grants payable			
	19 Deferred revenue			
	20 Loans from officers, directors, trustees, and other disqualified persons			
	21 Mortgages and other notes payable (attach schedule)			
	22 Other liabilities (describe ▶)			
	23 Total liabilities (add lines 17 through 22)	0	0	
Net Assets or Fund Balances	Foundations that follow SFAS 117, check here and complete lines 24 through 26, and lines 30 and 31. <input type="checkbox"/>			
	24 Unrestricted			
	25 Temporarily restricted			
	26 Permanently restricted			
	Foundations that do not follow SFAS 117, check here and complete lines 27 through 31. <input checked="" type="checkbox"/>			
	27 Capital stock, trust principal, or current funds	1,643,262	1,613,994	
	28 Paid-in or capital surplus, or land, bldg, and equipment fund			
	29 Retained earnings, accumulated income, endowment, or other funds			
30 Total net assets or fund balances (see instructions)	1,643,262	1,613,994		
31 Total liabilities and net assets/fund balances (see instructions)	1,643,262	1,613,994		

Part III: Analysis of Changes in Net Assets or Fund Balances

1 Total net assets or fund balances at beginning of year—Part II, column (a), line 30 (must agree with end-of-year figure reported on prior year's return)	1	1,643,262
2 Enter amount from Part I, line 27a	2	-28,946
3 Other increases not included in line 2 (itemize) ▶ <u>ROUNDING ADJUSTMENT</u>	3	8
4 Add lines 1, 2, and 3	4	1,614,324
5 Decreases not included in line 2 (itemize) ▶ <u>MUTUAL FUND TIMING DIFFERENCE</u>	5	330
6 Total net assets or fund balances at end of year (line 4 minus line 5)—Part II, column (b), line 30	6	1,613,994

Part IV Capital Gains and Losses for Tax on Investment Income

a) List and describe the kind(s) of property sold (for example, real estate, 2-story brick warehouse, or common stock, 200 shs MLC Co)		(b) How acquired P—Purchase D—Donation	(c) Date acquired (mo., day, yr.)	(d) Date sold (mo., day, yr.)
1a See Attached Statement				
b				
c				
d				
e				
(e) Gross sales price	(f) Depreciation allowed (or allowable)	(g) Cost or other basis plus expense of sale	(h) Gain or (loss) ((e) plus (f) minus (g))	
a				
b				
c				
d				
e				
Complete only for assets showing gain in column (h) and owned by the foundation on 12/31/69			(i) Gains (Col. (h) gain minus col. (k), but not less than -0- or Losses (from col. (h)))	
(i) FMV as of 12/31/69	(j) Adjusted basis as of 12/31/69	(k) Excess of col. (i) over col. (j), if any		
a				
b				
c				
d				
e				
2 Capital gain net income or (net capital loss) { If gain, also enter in Part I, line 7 If (loss), enter -0- in Part I, line 7 }			2	58,209
3 Net short-term capital gain or (loss) as defined in sections 1222(5) and (6) If gain, also enter in Part I, line 8, column (c). See instructions. If (loss), enter -0- in Part I, line 8 }			3	0

Part V Qualification Under Section 4940(e) for Reduced Tax on Net Investment Income

(For optional use by domestic private foundations subject to the section 4940(a) tax on net investment income.)

If section 4940(d)(2) applies, leave this part blank.

Was the foundation liable for the section 4942 tax on the distributable amount of any year in the base period? ☐ Yes ☒ No

If "Yes," the foundation doesn't qualify under section 4940(e). Do not complete this part.

(a) Base period years Calendar year (or tax year beginning in)	(b) Adjusted qualifying distributions	(c) Net value of noncharitable-use assets	(d) Distribution ratio (col. (b) divided by col. (c))
2016	96,642	1,822,063	0.053040
2015	84,221	1,787,735	0.047110
2014	48,066	1,931,196	0.024889
2013	89,527	1,915,868	0.046729
2012	72,461	1,842,398	0.039330
2 Total of line 1, column (d)			2 0.211098
3 Average distribution ratio for the 5-year base period—divide the total on line 2 by 5.0, or by the number of years the foundation has been in existence if less than 5 years			3 0.042220
4 Enter the net value of noncharitable-use assets for 2017 from Part X, line 5			4 1,866,725
5 Multiply line 4 by line 3			5 78,813
6 Enter 1% of net investment income (1% of Part I, line 27b)			6 702
7 Add lines 5 and 6			7 79,515
8 Enter qualifying distributions from Part XII, line 4 If line 8 is equal to or greater than line 7, check the box in Part VI, line 1b, and complete that part using a 1% tax rate. See the Part VI instructions.			8 97,664

Part VI Excise Tax Based on Investment Income (Section 4940(a), 4940(b), 4940(e), or 4948—see instructions)

1a	Exempt operating foundations described in section 4940(d)(2), check here <input type="checkbox"/> and enter "N/A" on line 1 Date of ruling or determination letter _____ (attach copy of letter if necessary—see instructions)			
b	Domestic foundations that meet the section 4940(e) requirements in Part V, check here <input checked="" type="checkbox"/> and enter 1% of Part I, line 27b			
c	All other domestic foundations enter 2% of line 27b Exempt foreign organizations, enter 4% of Part I, line 12, col (b)			
2	Tax under section 511 (domestic section 4947(a)(1) trusts and taxable foundations only, others, enter -0-)	2	0	
3	Add lines 1 and 2	3	702	
4	Subtitle A (income) tax (domestic section 4947(a)(1) trusts and taxable foundations only, others, enter -0-)	4		
5	Tax based on investment income. Subtract line 4 from line 3. If zero or less, enter -0-	5	702	
6	Credits/Payments			
a	2017 estimated tax payments and 2016 overpayment credited to 2017	6a	822	
b	Exempt foreign organizations—tax withheld at source	6b		
c	Tax paid with application for extension of time to file (Form 8868)	6c		
d	Backup withholding erroneously withheld	6d		
7	Total credits and payments Add lines 6a through 6d	7	822	
8	Enter any penalty for underpayment of estimated tax Check here <input type="checkbox"/> if Form 2220 is attached	8		
9	Tax due. If the total of lines 5 and 8 is more than line 7, enter amount owed	9	0	
10	Overpayment. If line 7 is more than the total of lines 5 and 8, enter the amount overpaid	10	120	
11	Enter the amount of line 10 to be Credited to 2018 estimated tax Refunded	11	0	

Part VII-A Statements Regarding Activities

	Yes	No
1a During the tax year, did the foundation attempt to influence any national, state, or local legislation or did it participate or intervene in any political campaign?		X
b Did it spend more than \$100 during the year (either directly or indirectly) for political purposes? See the instructions for the definition If the answer is "Yes" to 1a or 1b, attach a detailed description of the activities and copies of any materials published or distributed by the foundation in connection with the activities		X
c Did the foundation file Form 1120-POL for this year?		X
d Enter the amount (if any) of tax on political expenditures (section 4955) imposed during the year (1) On the foundation ▶ \$ _____ (2) On foundation managers ▶ \$ _____		
e Enter the reimbursement (if any) paid by the foundation during the year for political expenditure tax imposed on foundation managers ▶ \$ _____		
2 Has the foundation engaged in any activities that have not previously been reported to the IRS? If "Yes," attach a detailed description of the activities		X
3 Has the foundation made any changes, not previously reported to the IRS, in its governing instrument, articles of incorporation, or bylaws, or other similar instruments? If "Yes," attach a conformed copy of the changes		X
4a Did the foundation have unrelated business gross income of \$1,000 or more during the year?		X
b If "Yes," has it filed a tax return on Form 990-T for this year?	N/A	
5 Was there a liquidation, termination, dissolution, or substantial contraction during the year? If "Yes," attach the statement required by <i>General Instruction T</i>		X
6 Are the requirements of section 508(e) (relating to sections 4941 through 4945) satisfied either • By language in the governing instrument, or • By state legislation that effectively amends the governing instrument so that no mandatory directions that conflict with the state law remain in the governing instrument?	X	
7 Did the foundation have at least \$5,000 in assets at any time during the year? If "Yes," complete Part II, col (c), and Part XV	X	
8a Enter the states to which the foundation reports or with which it is registered See instructions NJ		
b If the answer is "Yes" to line 7, has the foundation furnished a copy of Form 990-PF to the Attorney General (or designate) of each state as required by <i>General Instruction G</i> ? If "No," attach explanation	X	
9 Is the foundation claiming status as a private operating foundation within the meaning of section 4942(j)(3) or 4942(j)(5) for calendar year 2017 or the tax year beginning in 2017? See the instructions for Part XIV. If "Yes," complete Part XIV		X
10 Did any persons become substantial contributors during the tax year? If "Yes," attach a schedule listing their names and addresses		X

Part VII-A Statements Regarding Activities (continued)

11	At any time during the year, did the foundation, directly or indirectly, own a controlled entity within the meaning of section 512(b)(13)? If "Yes," attach schedule. See instructions.	Yes	No
11			X
12	Did the foundation make a distribution to a donor advised fund over which the foundation or a disqualified person had advisory privileges? If "Yes," attach statement. See instructions.		X
12			X
13	Did the foundation comply with the public inspection requirements for its annual returns and exemption application?	X	
13	Website address ► N/A		
14	The books are in care of ► WELLS FARGO BANK N.A. Telephone no ► 888-730-4933		
14	Located at ► 100 N MAIN ST MAC D4001-117, WINSTON SALEM NC ZIP+4 ► 27101		
15	Section 4947(a)(1) nonexempt charitable trusts filing Form 990-PF in lieu of Form 1041—check here and enter the amount of tax-exempt interest received or accrued during the year ► 15 N/A		
16	At any time during calendar year 2017, did the foundation have an interest in or a signature or other authority over a bank, securities, or other financial account in a foreign country?	Yes	No
16			X
See the instructions for exceptions and filing requirements for FinCEN Form 114. If "Yes," enter the name of the foreign country ►			

Part VII-B Statements Regarding Activities for Which Form 4720 May Be Required

File Form 4720 if any item is checked in the "Yes" column, unless an exception applies.

1a	During the year, did the foundation (either directly or indirectly)	Yes	No
(1)	Engage in the sale or exchange, or leasing of property with a disqualified person?	<input type="checkbox"/> Yes <input checked="" type="checkbox"/> No	
(2)	Borrow money from, lend money to, or otherwise extend credit to (or accept it from) a disqualified person?	<input type="checkbox"/> Yes <input checked="" type="checkbox"/> No	
(3)	Furnish goods, services, or facilities to (or accept them from) a disqualified person?	<input type="checkbox"/> Yes <input checked="" type="checkbox"/> No	
(4)	Pay compensation to, or pay or reimburse the expenses of, a disqualified person?	<input checked="" type="checkbox"/> Yes <input type="checkbox"/> No	
(5)	Transfer any income or assets to a disqualified person (or make any of either available for the benefit or use of a disqualified person)?	<input type="checkbox"/> Yes <input checked="" type="checkbox"/> No	
(6)	Agree to pay money or property to a government official? (Exception. Check "No" if the foundation agreed to make a grant to or to employ the official for a period after termination of government service, if terminating within 90 days.)	<input type="checkbox"/> Yes <input checked="" type="checkbox"/> No	
b	If any answer is "Yes" to 1a(1)–(6), did any of the acts fail to qualify under the exceptions described in Regulations section 53.4941(d)-3 or in a current notice regarding disaster assistance? See instructions. Organizations relying on a current notice regarding disaster assistance, check here ► <input type="checkbox"/>	1b	X
c	Did the foundation engage in a prior year in any of the acts described in 1a, other than excepted acts, that were not corrected before the first day of the tax year beginning in 2017?	1c	X
2	Taxes on failure to distribute income (section 4942) (does not apply for years the foundation was a private operating foundation defined in section 4942(j)(3) or 4942(j)(5))		
a	At the end of tax year 2017, did the foundation have any undistributed income (lines 6d and 6e, Part XIII) for tax year(s) beginning before 2017?	<input type="checkbox"/> Yes <input checked="" type="checkbox"/> No	
	If "Yes," list the years ► 20 _____, 20 _____, 20 _____, 20 _____		
b	Are there any years listed in 2a for which the foundation is not applying the provisions of section 4942(a)(2) (relating to incorrect valuation of assets) to the year's undistributed income? (If applying section 4942(a)(2) to all years listed, answer "No" and attach statement—see instructions.)	2b	N/A
c	If the provisions of section 4942(a)(2) are being applied to any of the years listed in 2a, list the years here ► 20 _____, 20 _____, 20 _____, 20 _____		
3a	Did the foundation hold more than a 2% direct or indirect interest in any business enterprise at any time during the year?	<input type="checkbox"/> Yes <input checked="" type="checkbox"/> No	
b	If "Yes," did it have excess business holdings in 2017 as a result of (1) any purchase by the foundation or disqualified persons after May 26, 1969, (2) the lapse of the 5-year period (or longer period approved by the Commissioner under section 4943(c)(7)) to dispose of holdings acquired by gift or bequest, or (3) the lapse of the 10-, 15-, or 20-year first phase holding period? (Use Schedule C, Form 4720, to determine if the foundation had excess business holdings in 2017.)	3b	N/A
4a	Did the foundation invest during the year any amount in a manner that would jeopardize its charitable purposes?	4a	X
b	Did the foundation make any investment in a prior year (but after December 31, 1969) that could jeopardize its charitable purpose that had not been removed from jeopardy before the first day of the tax year beginning in 2017?	4b	X

Part VII-B Statements Regarding Activities for Which Form 4720 May Be Required (continued)

- 5a** During the year, did the foundation pay or incur any amount to
- (1) Carry on propaganda, or otherwise attempt to influence legislation (section 4945(e))? ☐ Yes ☒ No
- (2) Influence the outcome of any specific public election (see section 4955), or to carry on, directly or indirectly, any voter registration drive? ☐ Yes ☒ No
- (3) Provide a grant to an individual for travel, study, or other similar purposes? ☐ Yes ☒ No
- (4) Provide a grant to an organization other than a charitable, etc., organization described in section 4945(d)(4)(A)? See instructions ☐ Yes ☒ No
- (5) Provide for any purpose other than religious, charitable, scientific, literary, or educational purposes, or for the prevention of cruelty to children or animals? ☐ Yes ☒ No
- b** If any answer is "Yes" to 5a(1)–(5), did any of the transactions fail to qualify under the exceptions described in Regulations section 53.4945 or in a current notice regarding disaster assistance? See instructions ☐ Yes ☒ No
- Organizations relying on a current notice regarding disaster assistance, check here ☐
- c** If the answer is "Yes" to question 5a(4), does the foundation claim exemption from the tax because it maintained expenditure responsibility for the grant? ☐ Yes ☒ No
- If "Yes," attach the statement required by Regulations section 53.4945–5(d) N/A
- 6a** Did the foundation, during the year, receive any funds, directly or indirectly, to pay premiums on a personal benefit contract? ☐ Yes ☒ No
- b** Did the foundation, during the year, pay premiums, directly or indirectly, on a personal benefit contract? ☐ Yes ☒ No
- If "Yes" to 6b, file Form 8870
- 7a** At any time during the tax year, was the foundation a party to a prohibited tax shelter transaction? ☐ Yes ☒ No
- b** If "Yes," did the foundation receive any proceeds or have any net income attributable to the transaction? ☐ Yes ☒ No

Part VIII Information About Officers, Directors, Trustees, Foundation Managers, Highly Paid Employees, and Contractors**1** List all officers, directors, trustees, and foundation managers and their compensation. See instructions.

(a) Name and address	(b) Title, and average hours per week devoted to position	(c) Compensation (If not paid, enter -0-)	(d) Contributions to employee benefit plans and deferred compensation	(e) Expense account other allowances
Wells Fargo Bank, N.A. 6325 S RAINBOW BLVD STE 300 LAS VEGAS, NV 89118	TRUSTEE 1 00	28,437	NONE	NONE

2 Compensation of five highest-paid employees (other than those included on line 1—see instructions). If none, enter "NONE."

(a) Name and address of each employee paid more than \$50,000	(b) Title, and average hours per week devoted to position	(c) Compensation	(d) Contributions to employee benefit plans and deferred compensation	(e) Expense account, other allowances
NONE				

Total number of other employees paid over \$50,000

0

Part VIII Information About Officers, Directors, Trustees, Foundation Managers, Highly Paid Employees, and Contractors (continued)**3 Five highest-paid independent contractors for professional services.** See instructions. If none, enter "NONE."

(a) Name and address of each person paid more than \$50,000	(b) Type of service	(c) Compensation
NONE		

Total number of others receiving over \$50,000 for professional services

**Part IX-A Summary of Direct Charitable Activities**

List the foundation's four largest direct charitable activities during the tax year. Include relevant statistical information such as the number of organizations and other beneficiaries served, conferences convened, research papers produced, etc.	Expenses
1 NONE	
2	
3	
4	

Part IX-B Summary of Program-Related Investments (see instructions)

Describe the two largest program-related investments made by the foundation during the tax year on lines 1 and 2	Amount
1 NONE	
2	
All other program-related investments. See instructions.	
3 NONE	
Total. Add lines 1 through 3	0

Part X Minimum Investment Return (All domestic foundations must complete this part. Foreign foundations, see instructions.)

1	Fair market value of assets not used (or held for use) directly in carrying out charitable, etc., purposes		
a	Average monthly fair market value of securities	1a	1,830,701
b	Average of monthly cash balances	1b	64,451
c	Fair market value of all other assets (see instructions)	1c	
d	Total (add lines 1a, b, and c)	1d	1,895,152
e	Reduction claimed for blockage or other factors reported on lines 1a and 1c (attach detailed explanation)	1e	
2	Acquisition indebtedness applicable to line 1 assets	2	
3	Subtract line 2 from line 1d	3	1,895,152
4	Cash deemed held for charitable activities. Enter 1½ % of line 3 (for greater amount, see instructions)	4	28,427
5	Net value of noncharitable-use assets. Subtract line 4 from line 3. Enter here and on Part V, line 4	5	1,866,725
6	Minimum investment return. Enter 5% of line 5	6	93,336

Part XI Distributable Amount (see instructions) (Section 4942(j)(3) and (j)(5) private operating foundations and certain foreign organizations, check here ☐ and do not complete this part.)

1	Minimum investment return from Part X, line 6	1	93,336
2a	Tax on investment income for 2017 from Part VI, line 5	2a	702
b	Income tax for 2017 (This does not include the tax from Part VI.)	2b	
c	Add lines 2a and 2b	2c	702
3	Distributable amount before adjustments. Subtract line 2c from line 1	3	92,634
4	Recoveries of amounts treated as qualifying distributions	4	
5	Add lines 3 and 4	5	92,634
6	Deduction from distributable amount (see instructions)	6	
7	Distributable amount as adjusted. Subtract line 6 from line 5. Enter here and on Part XIII, line 1	7	92,634

Part XII Qualifying Distributions (see instructions)

1	Amounts paid (including administrative expenses) to accomplish charitable, etc., purposes		
a	Expenses, contributions, gifts, etc.—total from Part I, column (d), line 26	1a	97,664
b	Program-related investments—total from Part IX-B	1b	
2	Amounts paid to acquire assets used (or held for use) directly in carrying out charitable, etc., purposes	2	
3	Amounts set aside for specific charitable projects that satisfy the		
a	Suitability test (prior IRS approval required)	3a	
b	Cash distribution test (attach the required schedule)	3b	
4	Qualifying distributions. Add lines 1a through 3b. Enter here and on Part V, line 8, and Part XIII, line 4	4	97,664
5	Foundations that qualify under section 4940(e) for the reduced rate of tax on net investment income. Enter 1% of Part I, line 27b. See instructions.	5	702
6	Adjusted qualifying distributions. Subtract line 5 from line 4	6	96,962

Note. The amount on line 6 will be used in Part V, column (b), in subsequent years when calculating whether the foundation qualifies for the section 4940(e) reduction of tax in those years.

Part XIII Undistributed Income (see instructions)

	(a) Corpus	(b) Years prior to 2016	(c) 2016	(d) 2017
1 Distributable amount for 2017 from Part XI, line 7				92,634
2 Undistributed income, if any, as of the end of 2017				
a Enter amount for 2016 only			81,440	
b Total for prior years 20____, 20____, 20____				
3 Excess distributions carryover, if any, to 2017				
a From 2012				
b From 2013				
c From 2014				
d From 2015				
e From 2016				
f Total of lines 3a through e	0			
4 Qualifying distributions for 2017 from Part XII, line 4 ▶ \$ 97,664				
a Applied to 2016, but not more than line 2a			81,440	
b Applied to undistributed income of prior years (Election required—see instructions)				
c Treated as distributions out of corpus (Election required—see instructions)				
d Applied to 2017 distributable amount				16,224
e Remaining amount distributed out of corpus				
5 Excess distributions carryover applied to 2017 (If an amount appears in column (d), the same amount must be shown in column (a))				
6 Enter the net total of each column as indicated below:				
a Corpus Add lines 3f, 4c, and 4e Subtract line 5	0			
b Prior years' undistributed income Subtract line 4b from line 2b		0		
c Enter the amount of prior years' undistributed income for which a notice of deficiency has been issued, or on which the section 4942(a) tax has been previously assessed				
d Subtract line 6c from line 6b Taxable amount—see instructions				
e Undistributed income for 2016 Subtract line 4a from line 2a Taxable amount—see instructions			0	
f Undistributed income for 2017 Subtract lines 4d and 5 from line 1 This amount must be distributed in 2018				76,410
7 Amounts treated as distributions out of corpus to satisfy requirements imposed by section 170(b)(1)(F) or 4942(g)(3) (Election may be required—see instructions)				
8 Excess distributions carryover from 2012 not applied on line 5 or line 7 (see instructions)				
9 Excess distributions carryover to 2018. Subtract lines 7 and 8 from line 6a				
10 Analysis of line 9				
a Excess from 2013				
b Excess from 2014				
c Excess from 2015				
d Excess from 2016				
e Excess from 2017				

Part XV Supplementary Information *(continued)***3 Grants and Contributions Paid During the Year or Approved for Future Payment**

Recipient Name and address (home or business)	If recipient is an individual, show any relationship to any foundation manager or substantial contributor	Foundation status of recipient	Purpose of grant or contribution	Amount
a <i>Paid during the year</i> See Attached Statement				
Total				3a 87,000
b <i>Approved for future payment</i> NONE				
Total				3b 0

Part XVII Information Regarding Transfers to and Transactions and Relationships With Noncharitable Exempt Organizations



- | | | |
|-----|---|----|
| 1 | Did the organization directly or indirectly engage in any of the following with any other organization described in section 501(c) (other than section 501(c)(3) organizations) or in section 527, relating to political organizations? | |
| a | Transfers from the reporting foundation to a noncharitable exempt organization of | |
| (1) | Cash | 1: |
| (2) | Other assets | 1: |
| b | Other transactions | |
| (1) | Sales of assets to a noncharitable exempt organization | 1: |
| (2) | Purchases of assets from a noncharitable exempt organization | 1: |
| (3) | Rental of facilities, equipment, or other assets | 1: |
| (4) | Reimbursement arrangements | 1: |
| (5) | Loans or loan guarantees | 1: |
| (6) | Performance of services or membership or fundraising solicitations | 1: |
| c | Sharing of facilities, equipment, mailing lists, other assets, or paid employees | |
| d | If the answer to any of the above is "Yes," complete the following schedule. Column (b) should always show the fair market value of the goods, other assets, or services given by the reporting foundation. If the foundation received less than fair market value in any transaction or sharing arrangement, show in column (d) the value of the goods, other assets, or services received | |


	Yes	No
1a(1)		X
1a(2)		X
1b(1)		X
1b(2)		X
1b(3)		X
1b(4)		X
1b(5)		X
1b(6)		X
1c		X

[illegible]

- 2a** Is the foundation directly or indirectly affiliated with, or related to, one or more tax-exempt organizations described in section 501(c) (other than section 501(c)(3)) or in section 527? ☐ Yes ☒ No
- b** If "Yes," complete the following schedule

(a) Name of organization	(b) Type of organization	(c) Description of relationship

Sign Here	Under penalties of perjury, I declare that I have examined this return, including accompanying schedules and statements, and to the best of my knowledge and belief, it is true correct, and complete Declaration of preparer (other than taxpayer) is based on all information of which preparer has any knowledge		
	 VP Signature of officer or trustee	12/3/2018 Date	 VP Wells Fargo Bank N A Title
			May the IRS discuss this return with the preparer shown below? See instructions <input checked="" type="checkbox"/> Yes <input type="checkbox"/> No

Paid Preparer Use Only	Print/Type preparer's name JOSEPH J CASTRIANO	Preparer's signature 	Date 12/3/2018	Check <input checked="checked" type="checkbox"/> if self-employed	PTIN P01251603
	Firm's name ▶ PricewaterhouseCoopers, LLP			Firm's EIN ▶ 13-4008324	
	Firm's address ▶ 600 GRANT STREET, PITTSBURGH, PA 15219-2777			Phone no 412-355-6000	

Continuation of Part XV, Line 3a (990-PF) - Grants and Contributions Paid During the Year

Recipient(s) paid during the year

Name

JOHN F. KENNEDY MEDICAL CENTER

Street

65 JAMES STREET

City

EDISON

State

NJ

Zip Code

08820

Foreign Country**Relationship**

NONE

Foundation Status

PC

Purpose of grant/contribution

GENERAL SUPPORT GRANT

Amount

20,000

Name

GEORGE STREET PLAYHOUSE INC

Street

275 HOBART ST

City

PERTH AMBOY

State

NJ

Zip Code

08861

Foreign Country**Relationship**

NONE

Foundation Status

PC

Purpose of grant/contribution

GENERAL SUPPORT GRANT

Amount

5,000

Name

JEWISH FAMILY & VOCATIONAL SERVICE

Street

32 Ford Avenue, Second Floor

City

MILLTOWN

State

NJ

Zip Code

08850

Foreign Country**Relationship**

NONE

Foundation Status

PC

Purpose of grant/contribution

GENERAL SUPPORT GRANT

Amount

20,000

Name

THE INSTITUTE FOR CHILDREN WITH CANCER AND BLOOD DISORDERS

Street

160 Essex Street

City

LODI

State

NJ

Zip Code

07644

Foreign Country**Relationship**

NONE

Foundation Status

PC

Purpose of grant/contribution

GENERAL SUPPORT GRANT

Amount

10,000

Name

PARAM CARE FOUNDATION

Street

200 MIDDLESEX TURNPIKE #110

City

ISELIN

State

NJ

Zip Code

08830

Foreign Country**Relationship**

NONE

Foundation Status

PC

Purpose of grant/contribution

GENERAL SUPPORT GRANT

Amount

12,000

Name

THE RWJ UNIVERSITY HOSPITAL

Street

1 ROBERT WOOD JOHNSON PL

City

NEW BRUNSWICK

State

NJ

Zip Code

08901

Foreign Country**Relationship**

NONE

Foundation Status

PC

Purpose of grant/contribution

GENERAL SUPPORT GRANT

Amount

10,000

Continuation of Part XV, Line 3a (990-PF) - Grants and Contributions Paid During the Year

Recipient(s) paid during the year

Name

LITTLE SERVANT SISTERS

Street

1000 CROPWELL RD

City

CHERRY HILL

State

NJ

Zip Code

08003

Foreign Country

Relationship

NONE

Foundation Status

PC

Purpose of grant/contribution

GENERAL SUPPORT GRANT

Amount

10,000

Name

Street

City

State

Zip Code

Foreign Country

Relationship

Foundation Status

Purpose of grant/contribution

Amount

Name

Street

City

State

Zip Code

Foreign Country

Relationship

Foundation Status

Purpose of grant/contribution

Amount

Name

Street

City

State

Zip Code

Foreign Country

Relationship

Foundation Status

Purpose of grant/contribution

Amount

Name

Street

City

State

Zip Code

Foreign Country

Relationship

Foundation Status

Purpose of grant/contribution

Amount

Name

Street

City

State

Zip Code

Foreign Country

Relationship

Foundation Status

Purpose of grant/contribution

Amount

Part I, Line 6 (990-PF) - Gain/Loss from Sale of Assets Other Than Inventory

Long Term CG Distributions			Amount	Short Term CG Distributions			Amount	Totals										Gross Sales		Cost or Other Basis, Expenses, Depreciation and Adjustments		Net Gain or Loss	
			41,534				0	Capital Gains/Losses										421,400	0	363,197	0	58,209	0
	Description	CUSIP #	Check "X" to include in Part IV	Purchaser	Check "X" if Purchaser is a Business	Acquisition Method	Date Acquired	Date Sold	Gross Sales Price	Cost or Other Basis	Valuation Method	Expense of Sale and Cost of Improvements	Depreciation	Adjustments	Net Gain or Loss								
1	VANGUARD REAL ESTATE E	922908553	X				12/28/2010	7/11/2018	8,733	5,363					3,370								
2	VANGUARD INFLAT-PROT SE	922031737	X				1/19/2017	1/25/2018	3,098	3,117					-21								
3	VANGUARD INFLAT-PROT SE	922031737	X				10/5/2016	1/25/2018	1,563	1,563					0								
4	VANGUARD INFLAT-PROT SE	922031737	X				8/26/2016	1/25/2018	5,684	5,983					-299								
5	VANGUARD INFLAT-PROT SE	922031737	X				1/25/2018	1/25/2018	10,423	10,718					-295								
6	STERLING CAPITAL STRATIF	85917K546	X				1/26/2018	2/14/2018	1,367	1,436					-69								
7	SPDR DJ WILSHIRE INTERNA	78463X863	X				1/19/2017	7/11/2018	3,022	2,797					225								
8	FID ADV EMER MKTS INC. CI	315920702	X				10/23/2017	2/8/2018	3,794	3,913				118	-1								
9	EATON VANCE GLOBAL MAC	277923728	X				11/24/2015	10/23/2017	2,550	2,556					-6								
10	EATON VANCE GLOBAL MAC	277923728	X				8/26/2016	10/23/2017	38,516	38,380					128								
11	EATON VANCE GLOBAL MAC	277923728	X				10/27/2015	10/23/2017	13,535	13,550					-15								
12	EATON VANCE GLOB MACRO	277923264	X				10/10/2017	2/14/2018	1,348	1,413					-65								
13	EATON VANCE GLOB MACRO	277923264	X				10/23/2017	2/8/2018	3,062	3,162				100	0								
14	DODGE & COX INCOME FD C	256210105	X				10/11/2013	2/14/2018	2,877	2,864					13								
15	DODGE & COX INCOME FD C	256210105	X				10/11/2013	2/8/2018	2,510	2,487					23								
16	DODGE & COX INCOME FD C	256210105	X				1/19/2017	2/8/2018	2,809	2,801					8								
17	DODGE & COX INCOME FD C	256210105	X				1/19/2017	1/25/2018	13,126	13,002					124								
18	DODGE & COX INCOME FD C	256210105	X				10/23/2017	1/25/2018	4,915	4,951					-36								
19	DODGE & COX INT'L STOCK	256206103	X				12/1/2008	1/25/2018	1,106	1,106					0								
20	DODGE & COX INT'L STOCK	256206103	X				10/23/2017	2/9/2018	2,597	1,167					1,430								
21	DODGE & COX INT'L STOCK	256206103	X				4/21/2017	10/23/2017	1,211	1,062					149								
22	DODGE & COX INT'L STOCK	256206103	X				10/20/2011	10/23/2017	224	145					79								
23	BLACKROCK GL US CREDIT	09258N505	X				11/11/2015	2/14/2018	308	307					-1								
24	SPDR DJ WILSHIRE INTERNA	78463X863	X				10/23/2017	7/11/2018	196	192					4								
25	SPDR DJ WILSHIRE INTERNA	78463X863	X				10/23/2017	2/14/2018	1,224	1,190					34								
26	HARBOR CAPITAL APRTION	411511504	X				10/17/2014	10/23/2017	8,677	7,179					1,498								
27	SPDR DJ WILSHIRE INTERNA	78463X863	X				1/19/2017	1/25/2018	2,066	1,780					286								
28	T ROWE PR REAL ESTATE I F	779919307	X				12/28/2015	7/11/2018	12,258	11,878					380								
29	T ROWE PR REAL ESTATE I F	779919307	X				10/4/2017	7/11/2018	1,791	1,919					-128								
30	T ROWE PR REAL ESTATE I F	779919307	X				10/23/2017	7/11/2018	4,131	4,157					-26								
31	T ROWE PR REAL ESTATE I F	779919307	X				1/19/2017	7/11/2018	5,019	50,947					-72								
32	T ROWE PR REAL ESTATE I F	779919307	X				10/23/2017	2/14/2018	1,632	1,802				171	1								
33	T ROWE PR INST FLOAT	77958B402	X				10/23/2017	2/14/2018	912	915					-3								
34	T ROWE PR OVERSEAS STO	77958B435	X				4/21/2017	2/14/2018	1,720	1,471					249								
35	T ROWE PR OVERSEAS STO	77958B435	X				4/21/2017	10/23/2017	4,731	4,081					650								
36	OPPENHEIMER DEVELOPING	683974604	X				7/23/2015	2/14/2018	2,750	2,129					621								
37	OPPENHEIMER DEVELOPING	683974604	X				7/23/2015	1/25/2018	4,527	3,331					1,196								
38	OPPENHEIMER DEVELOPING	683974604	X				7/23/2015	10/23/2017	3,573	2,934					639								
39	OPPENHEIMER DEVELOPING	683974604	X				5/25/2011	10/23/2017	7,927	6,630					1,297								
40	NEUBERGER BERMAN LONG	64128R608	X				5/24/2017	2/14/2018	2,209	2,078					131								
41	NEUBERGER BERMAN LONG	64128R608	X				6/20/2014	2/8/2018	3,799	3,414					385								
42	ASG GLOBAL ALTERNATIVES	638721885	X				7/12/2013	2/14/2018	924	966					-42								
43	ASG GLOBAL ALTERNATIVES	638721885	X				7/12/2013	1/25/2018	1,049	1,035					14								
44	MET WEST TOTAL RETURN F	592905509	X				1/22/2015	2/14/2018	6,805	7,205					-400								
45	MET WEST TOTAL RETURN F	592905509	X				1/22/2015	2/8/2018	11,223	11,825					-602								
46	MET WEST TOTAL RETURN F	592905509	X				1/22/2015	1/25/2018	20,737	21,560					-823								
47	MET WEST TOTAL RETURN F	592905509	X				1/22/2016	1/25/2018	571	597					-26								
48	MERGER FUND-INST #301	589509207	X				5/24/2017	10/23/2017	5,024	4,961					63								
49	MERGER FUND-INST #301	589509207	X				8/26/2016	10/23/2017	18,697	17,964					733								
50	MERGER FUND-INST #301	589509207	X				2/11/2013	10/23/2017	10,358	10,146					212								
51	MERGER FUND-INST #301	589509207	X				10/20/2011	10/23/2017	3,268	3,217					52								
52	MFS VALUE FUND-CLASS I #	552936994	X				6/20/2014	2/14/2018	2,797	2,369					408								
53	MFS VALUE FUND-CLASS I #	552936994	X				8/26/2016	2/14/2018	2,858	2,507					351								
54	MFS VALUE FUND-CLASS I #	552936994	X				8/26/2016	1/25/2018	2,370	1,977					393								
55	MFS VALUE FUND-CLASS I #	552936994	X				8/26/2016	10/23/2017	5,787	5,068					719								
56	JP MORGAN HIGH YIELD #3	4812C0803	X				1/26/2018	2/14/2018	873	896					-23								
57	JP MORGAN HIGH YIELD #3	4812C0803	X				10/23/2017	2/14/2018	1,667	1,722				30	-25								
58	JOHN HANCOCK IABS I RT	47803M168	X				10/23/2017	2/8/2018	2,908	2,966				51	7								
59	HARBOR CAPITAL APRTION	411511504	X				8/26/2016	2/14/2018	4,298	3,542					756								
60	HARBOR CAPITAL APRTION	411511504	X				1/26/2018	2/14/2018	2,321	2,435					-114								
61	HARBOR CAPITAL APRTION	411511504	X				8/26/2016	10/23/2017	13,505	11,132					2,373								
62	HARBOR CAPITAL APRTION	411511504	X				10/28/2014	10/23/2017	98	81					17								
63	JP MORGAN MID CAP VALUE	339128100	X				7/12/2015	2/14/2018	2,031	1,919					112								
64	FID ADV EMER MKTS INC. CI	315920702	X				1/26/2018	2/8/2018	640	655					-15								
65	BLACKROCK GL US CREDIT	09258N505	X				10/10/2017	2/14/2018	1,518	1,530					-12								
66	BLACKROCK GL US CREDIT	09258N505	X				1/26/2018	2/8/2018	18	18					0								
67	BLACKROCK GL US CREDIT	09258N505	X				10/23/2017	2/8/2018	2,586	2,578				7	-5								
68	BLACKROCK GL US CREDIT	09258N505	X				11/24/2015	2/8/2018	1,556	1,556				2	0								
69	ARTISAN MID CAP FUND-INS	04314H600	X				1/26/2018	2/14/2018	2,710	2,827					-117								
70	ARTISAN MID CAP FUND-INS	04314H600	X				5/10/2012	10/23/2017	2,805	2,348					457								
71	AMER CENT SMALL CAP GRY	025083320	X				1/26/2018	2/14/2018	1,494	1,563					-69								
72	AOR MANAGED FUTURES S1	00203H859	X				10/24/2014	2/14/2018	1,125	1,278					-153								

Part I, Line 6 (990-PF) - Gain/Loss from Sale of Assets Other Than Inventory

[illegible]

Part I, Line 16b (990-PF) - Accounting Fees

		1,659	0	0	1,659
Description		Revenue and Expenses per Books	Net Investment Income	Adjusted Net Income	Disbursements for Charitable Purposes (Cash Basis Only)
1	TAX PREP FEES	1,659			1,659

Part I, Line 16c (990-PF) - Other Professional Fees

		1,896	0	0	1,896
Description		Revenue and Expenses per Books	Net Investment Income	Adjusted Net Income	Disbursements for Charitable Purposes (Cash Basis Only)
1	GRANT ADMIN FEES	1,896			1,896

Part I, Line 18 (990-PF) - Taxes

		1,935	453	0	0
Description		Revenue and Expenses per Books	Net Investment Income	Adjusted Net Income	Disbursements for Charitable Purposes
1	FOREIGN TAX WITHHELD	453	453		
2	PY EXCISE TAXES PAID	660			
3	ESTIMATED EXCISE TAXES PAID	822			

Part II, Line 13 (990-PF) - Investments - Other

Asset Description		Basis of Valuation	Book Value Beg. of Year	Book Value End of Year	FMV End of Year
1			0	1,547,689	1,807,329
2	OPPENHEIMER DEVELOPING MKT-I 799		0	69,280	89,748
3	JOHN HANCOCK II-CURR STR-I 3643		0	38,055	35,188
4	MFS VALUE FUND-R5		0	123,642	185,124
5	SPDR DJ WILSHIRE INTERNATIONAL REA		0	41,223	46,555
6	NEUBERGER BERMAN LONG SH-INS #183		0	84,020	94,556
7	DODGE & COX INCOME FD COM 147		0	87,819	94,785
8	HARBOR CAPITAL APRCTION-INST 2012		0	104,649	197,652
9	ARTISAN MID CAP FUND-INSTL 1333		0	68,485	80,082
10	MET WEST TOTAL RETURN BOND CL I 51		0	231,654	222,242
11	FID ADV EMER MKTS INC- CL I 607		0	90,647	89,147
12	DODGE & COX INT'L STOCK FD 1048		0	19,281	45,115
13	AMER CENT SMALL CAP GRWTH INST 336		0	52,789	62,814
14	TCW EMRG MKTS INCM-I 4721		0	74,773	75,333
15	JP MORGAN MID CAP VALUE-I 758		0	48,554	76,972
16	STERLING CAPITAL STRATTON SMALL CA		0	55,486	57,560
17	T ROWE PR OVERSEAS STOCK-I #521		0	39,751	46,321
18	T ROWE PR REAL ESTATE-I #432		0	45,253	46,424
19	ASG GLOBAL ALTERNATIVES-Y 1993		0	36,906	37,423
20	AQR MANAGED FUTURES STR-I		0	61,542	52,949
21	JPMORGAN HIGH YIELD FUND SS 3580		0	37,689	37,997
22	T ROWE PRICE INST FLOAT RATE 170		0	16,398	16,450
23	EATON VANCE GLOB MACRO ADV-I 208		0	56,716	53,049
24	BLACKROCK GL L/S CREDIT-K #1940		0	63,077	63,743

Part IV (990-PF) - Capital Gains and Losses for Tax on Investment Income

Long Term CG Distributions		Amount														
Short Term CG Distributions		41,534														
		0														
			Acquisition Method	Date Acquired	Date Sold	Gross Sales Price	Depreciation Allowed	Adjustments	Cost or Other Basis Plus Expense of Sale	Gain or Loss	F M V as of 12/31/69	Adjusted Basis as of 12/31/69	Excess of FMV Over Adjusted Basis	Excess of FMV Over	Gains Minus Excess FMV Over Adj Basis or Losses	
1	VANGUARD REAL ESTATE E	92290853		12/28/2010	7/11/2018	8,733			5,363	3,370						16,675
2	VANGUARD INFLAT-PROT SE	922031737		1/19/2017	1/25/2018	3,096			3,117	-21						
3	VANGUARD INFLAT-PROT SE	922031737		10/5/2016	1/25/2018	1,563			1,652	-89						-89
4	VANGUARD INFLAT-PROT SE	922031737		8/26/2016	1/25/2018	5,684			5,983	-299						-299
5	VANGUARD INFLAT-PROT SE	922031737		4/22/2016	1/25/2018	10,423			10,718	-295						-295
6	STERLING CAPITAL STRATI	85917K546		1/26/2018	2/14/2018	1,367			1,456	-89						-89
7	SPDR DJ WILSHIRE INTERNA	315920702		1/19/2017	7/11/2018	3,022			2,797	225						225
8	FID ADV EMER MKTS INC- CU	277923728		10/23/2017	2/8/2018	3,794		118	3,913	-1						-1
9	EATON VANCE GLOBAL MAC	277923728		1/12/2015	10/23/2017	2,550			2,556	-6						-6
10	EATON VANCE GLOBAL MAC	277923728		8/26/2016	10/23/2017	38,516			38,390	126						126
11	EATON VANCE GLOBAL MAC	277923728		10/27/2015	10/23/2017	13,535			13,550	-15						-15
12	EATON VANCE GLOB MACRC	277923264		10/10/2017	2/14/2018	1,348			1,413	-65						-65
13	EATON VANCE GLOB MACRC	277923264		10/23/2017	2/8/2018	3,062		100	3,162	-6						-6
14	DODGE & COX INCOME FD C	256210105		10/11/2013	2/14/2018	2,877			2,864	13						13
15	DODGE & COX INCOME FD C	256210105		10/11/2013	2/8/2018	2,510			2,487	23						23
16	DODGE & COX INCOME FD C	256210105		1/19/2017	2/8/2018	2,809			2,801	8						8
17	DODGE & COX INCOME FD C	256210105		1/19/2017	1/25/2018	13,126			13,002	124						124
18	DODGE & COX INCOME FD C	256210105		10/23/2017	1/25/2018	4,915			4,951	-36						-36
19	DODGE & COX INTL STOCK	256206103		12/1/2008	1/25/2018	1,106			463	643						643
20	DODGE & COX INTL STOCK	256206103		12/1/2008	10/23/2017	2,597			1,167	1,430						1,430
21	DODGE & COX INTL STOCK	256206103		4/21/2017	10/23/2017	1,211			1,062	149						149
22	DODGE & COX INTL STOCK	256206103		10/20/2011	10/23/2017	224			145	79						79
23	BLACKROCK GL L/S CREDIT	09258N505		11/11/2015	2/14/2018	306			307	-1						-1
24	SPDR DJ WILSHIRE INTERNA	78463X863		10/23/2017	7/11/2018	196			192	4						4
25	SPDR DJ WILSHIRE INTERNA	78463X863		10/23/2017	1/24/2018	1,224			1,190	34						34
26	HARBOR CAPITAL APRTION	411511504		10/17/2014	10/23/2017	6,677			7,179	-1,498						1,498
27	SPDR DJ WILSHIRE INTERNA	78463X863		1/19/2017	1/25/2018	2,066			1,780	286						286
28	T ROWE PR REAL ESTATE-I	779919307		12/28/2015	7/11/2018	12,258			11,878	380						380
29	T ROWE PR REAL ESTATE-I	779919307		10/4/2017	7/11/2018	1,791			1,919	-128						-128
30	T ROWE PR REAL ESTATE-I	779919307		10/23/2017	7/11/2018	4,131			4,157	-26						-26
31	T ROWE PR REAL ESTATE-I	779919307		1/19/2017	7/11/2018	51,019			50,947	72						72
32	T ROWE PR REAL ESTATE-I	779919307		10/23/2017	2/14/2018	1,632		171	1,802	-1						-1
33	T ROWE PR REAL ESTATE-I	779919307		10/23/2017	2/14/2018	912			915	-3						-3
34	T ROWE PR OVERSEAS STO	77956H435		4/21/2017	2/14/2018	1,720			1,471	249						249
35	T ROWE PR OVERSEAS STO	77956H435		4/21/2017	10/23/2017	4,731			4,081	650						650
36	OPPENHEIMER DEVELOPING	683974604		7/23/2015	2/14/2018	2,750			2,129	621						621
37	OPPENHEIMER DEVELOPING	683974604		7/23/2015	1/25/2018	4,927			3,331	1,196						1,196
38	OPPENHEIMER DEVELOPING	683974604		7/23/2015	10/23/2017	3,573			2,934	639						639
39	OPPENHEIMER DEVELOPING	683974604		5/25/2011	10/23/2017	7,927			6,630	1,297						1,297
40	NEUBERGER BERMAN LONG	64128R608		5/24/2017	2/14/2018	2,209			2,078	131						131
41	NEUBERGER BERMAN LONG	64128R608		6/20/2014	2/8/2018	3,759			3,414	345						345
42	ASG GLOBAL ALTERNATIVES	638721885		7/12/2013	2/14/2018	924			966	-42						-42
43	ASG GLOBAL ALTERNATIVES	638721885		7/12/2013	1/25/2018	1,049			1,035	14						14
44	MET WEST TOTAL RETURN E	592905509		1/22/2015	2/14/2018	6,805			7,205	-400						-400
45	MET WEST TOTAL RETURN E	592905509		1/22/2015	2/8/2018	11,223			11,825	-602						-602
46	MET WEST TOTAL RETURN E	592905509		1/22/2015	1/25/2018	20,737			21,560	-823						-823
47	MET WEST TOTAL RETURN E	592905509		1/12/2016	1/25/2018	571			597	-26						-26
48	MERGER FUND-INST #301	589509207		5/24/2017	10/23/2017	5,024			4,961	63						63
49	MERGER FUND-INST #301	589509207		8/26/2016	10/23/2017	18,697			17,964	733						733
50	MERGER FUND-INST #301	589509207		2/11/2013	10/23/2017	10,358			10,146	212						212
51	MERGER FUND-INST #301	589509207		10/20/2011	10/23/2017	3,269			3,217	52						52
52	MFS VALUE FUND-CLASS I #	552983694		8/20/2014	2/14/2018	2,797			2,389	408						408
53	MFS VALUE FUND-CLASS I #	552983694		8/26/2016	2/14/2018	2,858			2,507	351						351
54	MFS VALUE FUND-CLASS I #	552983694		8/26/2016	1/25/2018	2,370			1,977	393						393
55	MFS VALUE FUND-CLASS I #	552983694		8/26/2016	10/23/2017	5,787			5,068	719						719
56	JPMORGAN HIGH YIELD-I #3	4812C0803		1/26/2018	2/14/2018	873			886	-23						-23
57	JPMORGAN HIGH YIELD-I #3	4812C0803		10/23/2017	2/14/2018	1,667		30	1,722	-25						-25
58	JOHN HANCOCK II-ABSL RT	47803M168		10/23/2017	2/8/2018	2,908		51	2,966	-7						-7
59	HARBOR CAPITAL APRTION	411511504		8/26/2016	2/14/2018	4,298			3,542	756						756
60	HARBOR CAPITAL APRTION	411511504		1/26/2018	2/14/2018	2,321			2,435	-114						-114
61	HARBOR CAPITAL APRTION	411511504		8/26/2016	10/23/2017	13,505			11,132	2,373						2,373
62	HARBOR CAPITAL APRTION	411511504		10/28/2014	10/23/2017	98			81	17						17
63	JP MORGAN MID CAP VALUE	339128100		7/12/2015	2/14/2018	2,031			1,919	112						112
64	FID ADV EMER MKTS INC- CU	315920702		1/26/2018	2/8/2018	640			655	-15						-15
65	BLACKROCK GL L/S CREDIT	09258N505		10/10/2017	2/14/2018	1,518			1,530	-12						-12
66	BLACKROCK GL L/S CREDIT	09258N505		1/26/2018	2/8/2018	18			18	0						0
67	BLACKROCK GL L/S CREDIT	09258N505		10/23/2017	2/8/2018	2,966			2,578	-3						-3
68	BLACKROCK GL L/S CREDIT	09258N505		11/24/2015	2/8/2018	1,554			1,556	0						0
69	ARTISAN MID CAP FUND-INS	04314H600		1/26/2018	2/14/2018	2,710			2,827	-117						-117

Amount

[illegible]

Part VIII, Line 1 (990-PF) - Compensation of Officers, Directors, Trustees and Foundation Managers

		Check "X" if Business	Street	City	State	Zip Code	Foreign Country	Title	Avg Hrs Per Week	Compensation	Benefits	Expense Account
1	Wells Fargo Bank N A Trust Tax D	X	6325 S RAINBOW BLVD STE 300	LAS VEGAS	NV	89118		TRUSTEE	1 00	28,437	NONE	NONE
										28,437	0	0

Part VI, Line 6a (990-PF) - Estimated Tax Payments

	Date		Amount
1 Credit from prior year return		1	0
2 First quarter estimated tax payment	12/12/2017	2	206
3 Second quarter estimated tax payment	1/10/2018	3	205
4 Third quarter estimated tax payment	4/11/2018	4	206
5 Fourth quarter estimated tax payment	7/11/2018	5	205
6 Other payments		6	0
7 Total		7	822

Part XIII, Line 2a, Column C (990-PF) - Prior Year Undistributed Income

1	Distributable amounts for 2016 that remained undistributed at the beginning of the 2017 tax year	1	81,440
2		2	
3		3	
4		4	
5		5	
6		6	
7		7	
8		8	
9		9	
10	Total	10	81,440