







For calendar year 2017, or tax year beginning 07-01-2017, and ending 06-30-2018

| | | | |
|--|--|---|---|
| Name of foundation STURGIS CHARITABLE TRUST 6555000016 | | A Employer identification number 20-6618761 | |
| Number and street (or P O box number if mail is not delivered to street address) P O BOX 11647 | | Room/suite | B Telephone number (see instructions) (205) 420-7753 |
| City or town, state or province, country, and ZIP or foreign postal code BIRMINGHAM, AL 35202 | | C If exemption application is pending, check here <input type="checkbox"/> | |
| G Check all that apply <input type="checkbox"/> Initial return <input type="checkbox"/> Final return <input type="checkbox"/> Address change <input type="checkbox"/> Initial return of a former public charity <input type="checkbox"/> Amended return <input type="checkbox"/> Name change | | D 1. Foreign organizations, check here <input type="checkbox"/> 2 Foreign organizations meeting the 85% test, check here and attach computation <input type="checkbox"/> | |
| H Check type of organization <input type="checkbox"/> Section 501(c)(3) exempt private foundation <input checked="" type="checkbox"/> Section 4947(a)(1) nonexempt charitable trust <input type="checkbox"/> Other taxable private foundation | | E If private foundation status was terminated under section 507(b)(1)(A), check here <input type="checkbox"/> | |
| I Fair market value of all assets at end of year (from Part II, col (c), line 16) \$ 35,375,238 | J Accounting method <input type="checkbox"/> Cash <input type="checkbox"/> Accrual <input type="checkbox"/> Other (specify) (Part I, column (d) must be on cash basis) | F If the foundation is in a 60-month termination under section 507(b)(1)(B), check here <input type="checkbox"/> | |

| Part I Analysis of Revenue and Expenses (The total of amounts in columns (b), (c), and (d) may not necessarily equal the amounts in column (a) (see instructions)) | | (a) Revenue and expenses per books | (b) Net investment income | (c) Adjusted net income | (d) Disbursements for charitable purposes (cash basis only) |
|---|--|------------------------------------|---------------------------|-------------------------|---|
| Revenue | 1 Contributions, gifts, grants, etc , received (attach schedule) | 0 | | | |
| | 2 Check <input checked="" type="checkbox"/> If the foundation is not required to attach Sch B | | | | |
| | 3 Interest on savings and temporary cash investments | | | | |
| | 4 Dividends and interest from securities . . . | 756,105 | 755,650 | | |
| | 5a Gross rents | | | | |
| | b Net rental income or (loss) | | | | |
| | 6a Net gain or (loss) from sale of assets not on line 10 | 509,704 | | | |
| | b Gross sales price for all assets on line 6a 8,081,742 | | | | |
| | 7 Capital gain net income (from Part IV, line 2) . . . | | 509,704 | | |
| | 8 Net short-term capital gain | | | 0 | |
| | 9 Income modifications | | | | |
| | 10a Gross sales less returns and allowances | | | | |
| Operating and Administrative Expenses | b Less Cost of goods sold | | | | |
| | c Gross profit or (loss) (attach schedule) | | | | |
| | 11 Other income (attach schedule) | 153,625 | 81,446 | | |
| | 12 Total. Add lines 1 through 11 | 1,419,434 | 1,346,800 | | |
| | 13 Compensation of officers, directors, trustees, etc | 354,841 | 283,872 | | 70,968 |
| | 14 Other employee salaries and wages | 2,902 | 0 | 0 | 2,902 |
| | 15 Pension plans, employee benefits | | 0 | 0 | |
| | 16a Legal fees (attach schedule) | 13,027 | 0 | 0 | 13,027 |
| | b Accounting fees (attach schedule) | | | | |
| | c Other professional fees (attach schedule) | 63,638 | 63,638 | | 0 |
| | 17 Interest | | | | 0 |
| | 18 Taxes (attach schedule) (see instructions) . . . | 51,996 | 17,119 | | 0 |
| | 19 Depreciation (attach schedule) and depletion . . . | 0 | 0 | | |
| | 20 Occupancy | | | | |
| | 21 Travel, conferences, and meetings | | 0 | 0 | |
| | 22 Printing and publications | | 0 | 0 | |
| | 23 Other expenses (attach schedule) | 9,869 | 9,869 | | |
| | 24 Total operating and administrative expenses. Add lines 13 through 23 | 496,273 | 374,498 | 0 | 86,897 |
| | 25 Contributions, gifts, grants paid | 2,095,870 | | | 2,095,870 |
| | 26 Total expenses and disbursements. Add lines 24 and 25 | 2,592,143 | 374,498 | 0 | 2,182,767 |
| | 27 Subtract line 26 from line 12 | | | | |
| | a Excess of revenue over expenses and disbursements | -1,172,709 | | | |
| | b Net investment income (if negative, enter -0-) | | 972,302 | | |
| c Adjusted net income(if negative, enter -0-) | | | | 0 | |

| Part II Balance Sheets Attached schedules and amounts in the description column should be for end-of-year amounts only (See instructions.) | | Beginning of year | End of year | |
|---|---|---|----------------|-----------------------|
| | | (a) Book Value | (b) Book Value | (c) Fair Market Value |
| Assets | 1 Cash—non-interest-bearing | | | |
| | 2 Savings and temporary cash investments | 2,107,205 | 1,470,524 | 1,470,524 |
| | 3 Accounts receivable ▶ _____ Less allowance for doubtful accounts ▶ _____ | | 0 | 0 |
| | 4 Pledges receivable ▶ _____ Less allowance for doubtful accounts ▶ _____ | | | |
| | 5 Grants receivable | | | |
| | 6 Receivables due from officers, directors, trustees, and other disqualified persons (attach schedule) (see instructions) | | | |
| | 7 Other notes and loans receivable (attach schedule) ▶ _____ Less allowance for doubtful accounts ▶ _____ 0 | | | |
| | 8 Inventories for sale or use | | | |
| | 9 Prepaid expenses and deferred charges | | | |
| | 10a Investments—U S and state government obligations (attach schedule) | 4,536,495 | | |
| | b Investments—corporate stock (attach schedule) | 16,408,875 | | |
| | c Investments—corporate bonds (attach schedule) | 8,056,103 | | |
| | 11 Investments—land, buildings, and equipment basis ▶ _____ Less accumulated depreciation (attach schedule) ▶ _____ | | | |
| | 12 Investments—mortgage loans | | | |
| | 13 Investments—other (attach schedule) |  | 28,472,124 | 33,527,248 |
| | 14 Land, buildings, and equipment basis ▶ _____ Less accumulated depreciation (attach schedule) ▶ _____ | | | |
| 15 Other assets (describe ▶ _____) |  5  5  | | 377,466 | |
| 16 Total assets (to be completed by all filers—see the instructions Also, see page 1, item I) | 31,108,683 | 29,942,653 | 35,375,238 | |
| Liabilities | 17 Accounts payable and accrued expenses | | | |
| | 18 Grants payable | | | |
| | 19 Deferred revenue | | | |
| | 20 Loans from officers, directors, trustees, and other disqualified persons | | | |
| | 21 Mortgages and other notes payable (attach schedule) | | | |
| | 22 Other liabilities (describe ▶ _____) | | | |
| | 23 Total liabilities (add lines 17 through 22) | | 0 | |
| Net Assets or Fund Balances | Foundations that follow SFAS 117, check here ▶ <input type="checkbox"/> and complete lines 24 through 26 and lines 30 and 31. | | | |
| | 24 Unrestricted | | | |
| | 25 Temporarily restricted | | | |
| | 26 Permanently restricted | | | |
| | Foundations that do not follow SFAS 117, check here ▶ <input checked="" type="checkbox"/> and complete lines 27 through 31. | | | |
| | 27 Capital stock, trust principal, or current funds | 31,108,683 | 29,942,653 | |
| | 28 Paid-in or capital surplus, or land, bldg, and equipment fund | | | |
| | 29 Retained earnings, accumulated income, endowment, or other funds | | | |
| 30 Total net assets or fund balances (see instructions) | 31,108,683 | 29,942,653 | | |
| 31 Total liabilities and net assets/fund balances (see instructions) . | 31,108,683 | 29,942,653 | | |

Part III Analysis of Changes in Net Assets or Fund Balances

| | | |
|---|----------|------------|
| 1 Total net assets or fund balances at beginning of year—Part II, column (a), line 30 (must agree with end-of-year figure reported on prior year's return) | 1 | 31,108,683 |
| 2 Enter amount from Part I, line 27a | 2 | -1,172,709 |
| 3 Other increases not included in line 2 (itemize) ▶ _____  | 3 | 26,504 |
| 4 Add lines 1, 2, and 3 | 4 | 29,962,478 |
| 5 Decreases not included in line 2 (itemize) ▶ _____  | 5 | 19,825 |
| 6 Total net assets or fund balances at end of year (line 4 minus line 5)—Part II, column (b), line 30 . | 6 | 29,942,653 |

Part IV Capital Gains and Losses for Tax on Investment Income

| (a) List and describe the kind(s) of property sold (e g , real estate, 2-story brick warehouse, or common stock, 200 shs MLC Co) | (b) How acquired P—Purchase D—Donation | (c) Date acquired (mo , day, yr) | (d) Date sold (mo , day, yr) |
|---|---|---|-------------------------------------|
| 1a See Additional Data Table | | | |
| b | | | |
| c | | | |
| d | | | |
| e | | | |

| (e) Gross sales price | (f) Depreciation allowed (or allowable) | (g) Cost or other basis plus expense of sale | (h) Gain or (loss) (e) plus (f) minus (g) |
|------------------------------------|---|--|---|
| a See Additional Data Table | | | |
| b | | | |
| c | | | |
| d | | | |
| e | | | |

| Complete only for assets showing gain in column (h) and owned by the foundation on 12/31/69 | | | (l) Gains (Col (h) gain minus col (k), but not less than -0-) or Losses (from col (h)) |
|---|---|--|---|
| (i) F M V as of 12/31/69 | (j) Adjusted basis as of 12/31/69 | (k) Excess of col (i) over col (j), if any | |
| a See Additional Data Table | | | |
| b | | | |
| c | | | |
| d | | | |
| e | | | |

| | | | |
|---|---|----------|---------|
| 2 Capital gain net income or (net capital loss) | <div> <div>If gain, also enter in Part I, line 7</div> <div>If (loss), enter -0- in Part I, line 7</div> </div> | 2 | 509,704 |
| 3 Net short-term capital gain or (loss) as defined in sections 1222(5) and (6) If gain, also enter in Part I, line 8, column (c) (see instructions) If (loss), enter -0- in Part I, line 8 | | 3 | |

Part V Qualification Under Section 4940(e) for Reduced Tax on Net Investment Income

(For optional use by domestic private foundations subject to the section 4940(a) tax on net investment income)

If section 4940(d)(2) applies, leave this part blank

Was the foundation liable for the section 4942 tax on the distributable amount of any year in the base period?



Yes



No

If "Yes," the foundation does not qualify under section 4940(e) Do not complete this part

1 Enter the appropriate amount in each column for each year, see instructions before making any entries

| (a) Base period years Calendar year (or tax year beginning in) | (b) Adjusted qualifying distributions | (c) Net value of noncharitable-use assets | (d) Distribution ratio (col (b) divided by col (c)) |
|--|--|--|---|
| 2016 | 1,765,489 | 34,142,180 | 0 05171 |
| 2015 | 1,752,806 | 33,719,722 | 0 051982 |
| 2014 | 1,852,802 | 36,676,456 | 0 050517 |
| 2013 | 1,465,892 | 36,210,549 | 0 040482 |
| 2012 | 1,768,774 | 33,947,951 | 0 052103 |
| 2 Total of line 1, column (d) | | | 2 0 246794 |
| 3 Average distribution ratio for the 5-year base period—divide the total on line 2 by 5, or by the number of years the foundation has been in existence if less than 5 years | | | 3 0 049359 |
| 4 Enter the net value of noncharitable-use assets for 2017 from Part X, line 5 | | | 4 35,295,895 |
| 5 Multiply line 4 by line 3 | | | 5 1,742,170 |
| 6 Enter 1% of net investment income (1% of Part I, line 27b) | | | 6 9,723 |
| 7 Add lines 5 and 6 | | | 7 1,751,893 |
| 8 Enter qualifying distributions from Part XII, line 4 | | | 8 2,182,767 |

If line 8 is equal to or greater than line 7, check the box in Part VI, line 1b, and complete that part using a 1% tax rate See the Part VI instructions

Part VI Excise Tax Based on Investment Income (Section 4940(a), 4940(b), 4940(e), or 4948—see instructions)

| | | | |
|-----------|---|-----------|-------|
| 1a | Exempt operating foundations described in section 4940(d)(2), check here <input type="checkbox"/> and enter "N/A" on line 1 Date of ruling or determination letter _____ (attach copy of letter if necessary—see instructions) | | |
| b | Domestic foundations that meet the section 4940(e) requirements in Part V, check here <input checked="" type="checkbox"/> and enter 1% of Part I, line 27b | 1 | 9,723 |
| c | All other domestic foundations enter 2% of line 27b. Exempt foreign organizations enter 4% of Part I, line 12, col (b) | | |
| 2 | Tax under section 511 (domestic section 4947(a)(1) trusts and taxable foundations only. Others enter -0-) | 2 | 0 |
| 3 | Add lines 1 and 2. | 3 | 9,723 |
| 4 | Subtitle A (income) tax (domestic section 4947(a)(1) trusts and taxable foundations only. Others enter -0-) | 4 | 0 |
| 5 | Tax based on investment income. Subtract line 4 from line 3. If zero or less, enter -0- | 5 | 9,723 |
| 6 | Credits/Payments | | |
| a | 2017 estimated tax payments and 2016 overpayment credited to 2017 | 6a | 8,677 |
| b | Exempt foreign organizations—tax withheld at source | 6b | |
| c | Tax paid with application for extension of time to file (Form 8868) | 6c | |
| d | Backup withholding erroneously withheld | 6d | |
| 7 | Total credits and payments. Add lines 6a through 6d. | 7 | 8,677 |
| 8 | Enter any penalty for underpayment of estimated tax. Check here <input checked="" type="checkbox"/> if Form 2220 is attached | 8 | 139 |
| 9 | Tax due. If the total of lines 5 and 8 is more than line 7, enter amount owed | 9 | 1,185 |
| 10 | Overpayment. If line 7 is more than the total of lines 5 and 8, enter the amount overpaid | 10 | |
| 11 | Enter the amount of line 10 to be Credited to 2018 estimated tax <input type="checkbox"/> 0 Refunded <input type="checkbox"/> | 11 | 0 |

Part VII-A Statements Regarding Activities

| | Yes | No |
|--|-----------|-----|
| 1a During the tax year, did the foundation attempt to influence any national, state, or local legislation or did it participate or intervene in any political campaign? | 1a | No |
| b Did it spend more than \$100 during the year (either directly or indirectly) for political purposes (see Instructions for definition)? <i>If the answer is "Yes" to 1a or 1b, attach a detailed description of the activities and copies of any materials published or distributed by the foundation in connection with the activities</i> | 1b | No |
| c Did the foundation file Form 1120-POL for this year? | 1c | No |
| d Enter the amount (if any) of tax on political expenditures (section 4955) imposed during the year (1) On the foundation <input type="checkbox"/> \$ _____ (2) On foundation managers <input type="checkbox"/> \$ _____ | | |
| e Enter the reimbursement (if any) paid by the foundation during the year for political expenditure tax imposed on foundation managers <input type="checkbox"/> \$ _____ | | |
| 2 Has the foundation engaged in any activities that have not previously been reported to the IRS? <i>If "Yes," attach a detailed description of the activities</i> | 2 | No |
| 3 Has the foundation made any changes, not previously reported to the IRS, in its governing instrument, articles of incorporation, or bylaws, or other similar instruments? <i>If "Yes," attach a conformed copy of the changes</i> | 3 | No |
| 4a Did the foundation have unrelated business gross income of \$1,000 or more during the year? | 4a | No |
| b If "Yes," has it filed a tax return on Form 990-T for this year? | 4b | |
| 5 Was there a liquidation, termination, dissolution, or substantial contraction during the year? <i>If "Yes," attach the statement required by General Instruction T</i> | 5 | No |
| 6 Are the requirements of section 508(e) (relating to sections 4941 through 4945) satisfied either • By language in the governing instrument, or • By state legislation that effectively amends the governing instrument so that no mandatory directions that conflict with the state law remain in the governing instrument? | 6 | Yes |
| 7 Did the foundation have at least \$5,000 in assets at any time during the year? <i>If "Yes," complete Part II, col (c), and Part XV</i> | 7 | Yes |
| 8a Enter the states to which the foundation reports or with which it is registered (see instructions) <input type="checkbox"/> TX _____ | | |
| b If the answer is "Yes" to line 7, has the foundation furnished a copy of Form 990-PF to the Attorney General (or designate) of each state as required by General Instruction G? <i>If "No," attach explanation</i> . | 8b | Yes |
| 9 Is the foundation claiming status as a private operating foundation within the meaning of section 4942(j)(3) or 4942(j)(5) for calendar year 2017 or the taxable year beginning in 2017 (see instructions for Part XIV)? <i>If "Yes," complete Part XIV</i> | 9 | No |
| 10 Did any persons become substantial contributors during the tax year? <i>If "Yes," attach a schedule listing their names and addresses</i> | 10 | No |



Part VII-A Statements Regarding Activities (continued)

| | | | | |
|-----------|---|-----------|------------|--|
| 11 | At any time during the year, did the foundation, directly or indirectly, own a controlled entity within the meaning of section 512(b)(13)? If "Yes," attach schedule (see instructions). | 11 | | No |
| 12 | Did the foundation make a distribution to a donor advised fund over which the foundation or a disqualified person had advisory privileges? If "Yes," attach statement (see instructions) | 12 | | No |
| 13 | Did the foundation comply with the public inspection requirements for its annual returns and exemption application? Website address ► | 13 | Yes | |
| 14 | The books are in care of ► <u>REGIONS BANK TRUSTEE</u> Telephone no ► <u>(251) 690-1024</u> Located at ► <u>201 MILAN PARKWAY BIRMINGHAM AL</u> ZIP+4 ► <u>35211</u> | | | |
| 15 | Section 4947(a)(1) nonexempt charitable trusts filing Form 990-PF in lieu of Form 1041 —Check here and enter the amount of tax-exempt interest received or accrued during the year | | | <input checked="" type="checkbox"/> 15 |
| 16 | At any time during calendar year 2017, did the foundation have an interest in or a signature or other authority over a bank, securities, or other financial account in a foreign country? See instructions for exceptions and filing requirements for FinCEN Form 114, Report of Foreign Bank and Financial Accounts (FBAR). If "Yes," enter the name of the foreign country ► | 16 | Yes | No |

Part VII-B Statements Regarding Activities for Which Form 4720 May Be Required

| File Form 4720 if any item is checked in the "Yes" column, unless an exception applies. | | Yes | No |
|---|--|------------|-----------|
| 1a | During the year did the foundation (either directly or indirectly) | | |
| | (1) Engage in the sale or exchange, or leasing of property with a disqualified person? <input type="checkbox"/> Yes <input checked="" type="checkbox"/> No | | |
| | (2) Borrow money from, lend money to, or otherwise extend credit to (or accept it from) a disqualified person? <input type="checkbox"/> Yes <input checked="" type="checkbox"/> No | | |
| | (3) Furnish goods, services, or facilities to (or accept them from) a disqualified person? <input type="checkbox"/> Yes <input checked="" type="checkbox"/> No | | |
| | (4) Pay compensation to, or pay or reimburse the expenses of, a disqualified person? <input checked="" type="checkbox"/> Yes <input type="checkbox"/> No | | |
| | (5) Transfer any income or assets to a disqualified person (or make any of either available for the benefit or use of a disqualified person)? <input type="checkbox"/> Yes <input checked="" type="checkbox"/> No | | |
| | (6) Agree to pay money or property to a government official? (Exception. Check "No" if the foundation agreed to make a grant to or to employ the official for a period after termination of government service, if terminating within 90 days). <input type="checkbox"/> Yes <input checked="" type="checkbox"/> No | | |
| b | If any answer is "Yes" to 1a(1)–(6), did any of the acts fail to qualify under the exceptions described in Regulations section 53.4941(d)-3 or in a current notice regarding disaster assistance (see instructions)? <input type="checkbox"/> Organizations relying on a current notice regarding disaster assistance check here. <input type="checkbox"/> | 1b | No |
| c | Did the foundation engage in a prior year in any of the acts described in 1a, other than excepted acts, that were not corrected before the first day of the tax year beginning in 2017? <input type="checkbox"/> | 1c | No |
| 2 | Taxes on failure to distribute income (section 4942) (does not apply for years the foundation was a private operating foundation defined in section 4942(j)(3) or 4942(j)(5)) | | |
| a | At the end of tax year 2017, did the foundation have any undistributed income (lines 6d and 6e, Part XIII) for tax year(s) beginning before 2017? <input type="checkbox"/> Yes <input checked="" type="checkbox"/> No If "Yes," list the years ► 20____, 20____, 20____, 20____ | | |
| b | Are there any years listed in 2a for which the foundation is not applying the provisions of section 4942(a)(2) (relating to incorrect valuation of assets) to the year's undistributed income? (If applying section 4942(a)(2) to all years listed, answer "No" and attach statement—see instructions) <input type="checkbox"/> | 2b | No |
| c | If the provisions of section 4942(a)(2) are being applied to any of the years listed in 2a, list the years here ► 20____, 20____, 20____, 20____ | | |
| 3a | Did the foundation hold more than a 2% direct or indirect interest in any business enterprise at any time during the year? <input type="checkbox"/> Yes <input checked="" type="checkbox"/> No | | |
| b | If "Yes," did it have excess business holdings in 2017 as a result of (1) any purchase by the foundation or disqualified persons after May 26, 1969, (2) the lapse of the 5-year period (or longer period approved by the Commissioner under section 4943(c)(7)) to dispose of holdings acquired by gift or bequest, or (3) the lapse of the 10-, 15-, or 20-year first phase holding period? (Use Schedule C, Form 4720, to determine if the foundation had excess business holdings in 2017). <input type="checkbox"/> | 3b | |
| 4a | Did the foundation invest during the year any amount in a manner that would jeopardize its charitable purposes? | 4a | No |
| b | Did the foundation make any investment in a prior year (but after December 31, 1969) that could jeopardize its charitable purpose that had not been removed from jeopardy before the first day of the tax year beginning in 2017? | 4b | No |

Part VII-B Statements Regarding Activities for Which Form 4720 May Be Required (Continued)

| | | | | |
|-----------|--|---|-----------|--|
| 5a | During the year did the foundation pay or incur any amount to | | | |
| | (1) Carry on propaganda, or otherwise attempt to influence legislation (section 4945(e))? | <input type="checkbox"/> Yes <input checked="" type="checkbox"/> No | | |
| | (2) Influence the outcome of any specific public election (see section 4955), or to carry on, directly or indirectly, any voter registration drive? | <input type="checkbox"/> Yes <input checked="" type="checkbox"/> No | | |
| | (3) Provide a grant to an individual for travel, study, or other similar purposes? | <input type="checkbox"/> Yes <input checked="" type="checkbox"/> No | | |
| | (4) Provide a grant to an organization other than a charitable, etc., organization described in section 4945(d)(4)(A)? (see instructions). | <input checked="" type="checkbox"/> Yes <input type="checkbox"/> No | | |
| | (5) Provide for any purpose other than religious, charitable, scientific, literary, or educational purposes, or for the prevention of cruelty to children or animals? | <input type="checkbox"/> Yes <input checked="" type="checkbox"/> No | | |
| b | If any answer is "Yes" to 5a(1)–(5), did any of the transactions fail to qualify under the exceptions described in Regulations section 53.4945 or in a current notice regarding disaster assistance (see instructions)? | 5b | No | |
| | Organizations relying on a current notice regarding disaster assistance check here.  | | | |
| c | If the answer is "Yes" to question 5a(4), does the foundation claim exemption from the tax because it maintained expenditure responsibility for the grant? | <input checked="" type="checkbox"/> Yes <input type="checkbox"/> No | | |
| | <i>If "Yes," attach the statement required by Regulations section 53.4945–5(d) </i> | | | |
| 6a | Did the foundation, during the year, receive any funds, directly or indirectly, to pay premiums on a personal benefit contract? | <input type="checkbox"/> Yes <input checked="" type="checkbox"/> No | | |
| b | Did the foundation, during the year, pay premiums, directly or indirectly, on a personal benefit contract? <i>If "Yes" to 6b, file Form 8870</i> | 6b | No | |
| 7a | At any time during the tax year, was the foundation a party to a prohibited tax shelter transaction? | <input type="checkbox"/> Yes <input checked="" type="checkbox"/> No | | |
| b | If yes, did the foundation receive any proceeds or have any net income attributable to the transaction? | 7b | | |

Part VIII Information About Officers, Directors, Trustees, Foundation Managers, Highly Paid Employees, and Contractors**1 List all officers, directors, trustees, foundation managers and their compensation (see instructions).**

| (a) Name and address | Title, and average hours per week (b) devoted to position | (c) Compensation (If not paid, enter -0-) | (d) Contributions to employee benefit plans and deferred compensation | Expense account, (e) other allowances |
|---|---|---|---|---------------------------------------|
| REGIONS BANK 201 MILAN PARKWAY BIRMINGHAM, AL 35211 | TRUSTEE 10 | 354,841 | | |

2 Compensation of five highest-paid employees (other than those included on line 1—see instructions). If none, enter "NONE."

| (a) Name and address of each employee paid more than \$50,000 | Title, and average hours per week (b) devoted to position | (c) Compensation | (d) Contributions to employee benefit plans and deferred compensation | Expense account, (e) other allowances |
|---|---|------------------|---|---------------------------------------|
| NONE | | | | |
| | | | | |
| | | | | |
| | | | | |
| | | | | |
| | | | | |
| | | | | |
| | | | | |

Total number of other employees paid over \$50,000. **0**

3 Five highest-paid independent contractors for professional services (see instructions). If none, enter "NONE".

| (a) Name and address of each person paid more than \$50,000 | (b) Type of service | (c) Compensation |
|---|---------------------|------------------|
| NONE | | |
| | | |
| | | |
| | | |
| | | |
| | | |
| | | |
| | | |

Total number of others receiving over \$50,000 for professional services. **0**

Part IX-A Summary of Direct Charitable Activities

List the foundation's four largest direct charitable activities during the tax year. Include relevant statistical information such as the number of organizations and other beneficiaries served, conferences convened, research papers produced, etc.

| | Expenses |
|----------|----------|
| 1 | |
| | |
| | |
| | |
| 2 | |
| | |
| | |
| | |
| 3 | |
| | |
| | |
| | |
| 4 | |
| | |
| | |
| | |

Part IX-B Summary of Program-Related Investments (see instructions)

| Describe the two largest program-related investments made by the foundation during the tax year on lines 1 and 2 | Amount |
|--|--------|
| 1 | |
| | |
| | |
| | |
| 2 | |
| | |
| | |
| | |
| All other program-related investments. See instructions. | |
| 3 | |
| | |
| | |
| | |

Total. Add lines 1 through 3. **0**

Part X Minimum Investment Return (All domestic foundations must complete this part. Foreign foundations, see instructions.)

| | | | |
|----------|--|-----------|------------|
| 1 | Fair market value of assets not used (or held for use) directly in carrying out charitable, etc., purposes | | |
| a | Average monthly fair market value of securities. | 1a | 35,833,396 |
| b | Average of monthly cash balances. | 1b | 0 |
| c | Fair market value of all other assets (see instructions). | 1c | 0 |
| d | Total (add lines 1a, b, and c). | 1d | 35,833,396 |
| e | Reduction claimed for blockage or other factors reported on lines 1a and 1c (attach detailed explanation). | 1e | 0 |
| 2 | Acquisition indebtedness applicable to line 1 assets. | 2 | 0 |
| 3 | Subtract line 2 from line 1d. | 3 | 35,833,396 |
| 4 | Cash deemed held for charitable activities. Enter 1 1/2% of line 3 (for greater amount, see instructions). | 4 | 537,501 |
| 5 | Net value of noncharitable-use assets. Subtract line 4 from line 3. Enter here and on Part V, line 4. | 5 | 35,295,895 |
| 6 | Minimum investment return. Enter 5% of line 5. | 6 | 1,764,795 |

Part XI Distributable Amount (see instructions) (Section 4942(j)(3) and (j)(5) private operating foundations and certain foreign organizations check here ☐ and do not complete this part.)

| | | | |
|-----------|--|-----------|-----------|
| 1 | Minimum investment return from Part X, line 6. | 1 | 1,764,795 |
| 2a | Tax on investment income for 2017 from Part VI, line 5. | 2a | 9,723 |
| b | Income tax for 2017 (This does not include the tax from Part VI). | 2b | |
| c | Add lines 2a and 2b. | 2c | 9,723 |
| 3 | Distributable amount before adjustments. Subtract line 2c from line 1. | 3 | 1,755,072 |
| 4 | Recoveries of amounts treated as qualifying distributions. | 4 | 0 |
| 5 | Add lines 3 and 4. | 5 | 1,755,072 |
| 6 | Deduction from distributable amount (see instructions). | 6 | 0 |
| 7 | Distributable amount as adjusted. Subtract line 6 from line 5. Enter here and on Part XIII, line 1. | 7 | 1,755,072 |

Part XII Qualifying Distributions (see instructions)

| | | | |
|----------|---|-----------|-----------|
| 1 | Amounts paid (including administrative expenses) to accomplish charitable, etc., purposes | | |
| a | Expenses, contributions, gifts, etc.—total from Part I, column (d), line 26. | 1a | 2,182,767 |
| b | Program-related investments—total from Part IX-B. | 1b | 0 |
| 2 | Amounts paid to acquire assets used (or held for use) directly in carrying out charitable, etc., purposes. | 2 | 0 |
| 3 | Amounts set aside for specific charitable projects that satisfy the | | |
| a | Suitability test (prior IRS approval required). | 3a | 0 |
| b | Cash distribution test (attach the required schedule). | 3b | 0 |
| 4 | Qualifying distributions. Add lines 1a through 3b. Enter here and on Part V, line 8, and Part XIII, line 4. | 4 | 2,182,767 |
| 5 | Foundations that qualify under section 4940(e) for the reduced rate of tax on net investment income. Enter 1% of Part I, line 27b (see instructions). | 5 | 9,723 |
| 6 | Adjusted qualifying distributions. Subtract line 5 from line 4. | 6 | 2,173,044 |

Note: The amount on line 6 will be used in Part V, column (b), in subsequent years when calculating whether the foundation qualifies for the section 4940(e) reduction of tax in those years.

Part XIII Undistributed Income (see instructions)

| | (a) Corpus | (b) Years prior to 2016 | (c) 2016 | (d) 2017 |
|--|---------------|----------------------------|-------------|-------------|
| 1 Distributable amount for 2017 from Part XI, line 7 | | | | 1,755,072 |
| 2 Undistributed income, if any, as of the end of 2017 | | | | |
| a Enter amount for 2016 only. | | | 0 | |
| b Total for prior years 20____, 20____, 20____ | | 0 | | |
| 3 Excess distributions carryover, if any, to 2017 | | | | |
| a From 2012. | 93,606 | | | |
| b From 2013. | 0 | | | |
| c From 2014. | 42,306 | | | |
| d From 2015. | 77,942 | | | |
| e From 2016. | 75,734 | | | |
| f Total of lines 3a through e. | 289,588 | | | |
| 4 Qualifying distributions for 2017 from Part XII, line 4 ▶ \$ <u>2,182,767</u> | | | | |
| a Applied to 2016, but not more than line 2a | | | 0 | |
| b Applied to undistributed income of prior years (Election required—see instructions). | | 0 | | |
| c Treated as distributions out of corpus (Election required—see instructions). | 0 | | | |
| d Applied to 2017 distributable amount. | | | | 1,755,072 |
| e Remaining amount distributed out of corpus | 427,695 | | | |
| 5 Excess distributions carryover applied to 2017 (If an amount appears in column (d), the same amount must be shown in column (a)) | 0 | | | 0 |
| 6 Enter the net total of each column as indicated below: | | | | |
| a Corpus Add lines 3f, 4c, and 4e Subtract line 5 | 717,283 | | | |
| b Prior years' undistributed income Subtract line 4b from line 2b | | 0 | | |
| c Enter the amount of prior years' undistributed income for which a notice of deficiency has been issued, or on which the section 4942(a) tax has been previously assessed. | | 0 | | |
| d Subtract line 6c from line 6b Taxable amount—see instructions | | 0 | | |
| e Undistributed income for 2016 Subtract line 4a from line 2a Taxable amount—see instructions | | | 0 | |
| f Undistributed income for 2017 Subtract lines 4d and 5 from line 1 This amount must be distributed in 2018 | | | | 0 |
| 7 Amounts treated as distributions out of corpus to satisfy requirements imposed by section 170(b)(1)(F) or 4942(g)(3) (Election may be required - see instructions). | 0 | | | |
| 8 Excess distributions carryover from 2012 not applied on line 5 or line 7 (see instructions). | 93,606 | | | |
| 9 Excess distributions carryover to 2018. Subtract lines 7 and 8 from line 6a | 623,677 | | | |
| 10 Analysis of line 9 | | | | |
| a Excess from 2013. | 0 | | | |
| b Excess from 2014. | 42,306 | | | |
| c Excess from 2015. | 77,942 | | | |
| d Excess from 2016. | 75,734 | | | |
| e Excess from 2017. | 427,695 | | | |

b Check box to indicate whether the organization is a private operating foundation described in section ☐ 4942(j)(3) or ☐ 4942(j)(5)

1 Information Regarding Foundation Managers:

a List any managers of the foundation who have contributed more than 2% of the total contributions received by the foundation before the close of any tax year (but only if they have contributed more than \$5,000) (See section 507(d)(2))

b List any managers of the foundation who own 10% or more of the stock of a corporation (or an equally large portion of the ownership of a partnership or other entity) of which the foundation has a 10% or greater interest

Check here ☒ if the foundation only makes contributions to preselected charitable organizations and does not accept unsolicited requests for funds. If the foundation makes gifts, grants, etc. (see instructions) to individuals or organizations under other conditions, complete items 2a, b, c, and d.

- a** The name, address, and telephone number or email address of the person to whom applications should be addressed

- b. The form in which applications should be submitted and information and materials they should include**

- c Any submission deadlines

- d Any restrictions or limitations on awards, such as by geographical areas, charitable fields, kinds of institutions, or other factors

Part XV **Supplementary Information** (continued)**3 Grants and Contributions Paid During the Year or Approved for Future Payment**

| Recipient | If recipient is an individual, show any relationship to any foundation manager or substantial contributor | Foundation status of recipient | Purpose of grant or contribution | Amount |
|---|--|--------------------------------------|-------------------------------------|-----------|
| Name and address (home or business) | | | | |
| a <i>Paid during the year</i> See Additional Data Table | | | | |
| Total | | | 3a | 2,095,870 |
| b <i>Approved for future payment</i> | | | | |
| Total | | | 3b | |

Enter gross amounts unless otherwise indicated

| Unrelated business income | | Excluded by section 512, 513, or 514 | | (e) Related or exempt function income (See instructions) |
|---|---------------|--------------------------------------|---------------|--|
| (a) Business code | (b) Amount | (c) Exclusion code | (d) Amount | |
| Enter gross amounts unless otherwise indicated | | | | |
| 1 Program service revenue | | | | |
| a _____ | | | | |
| b _____ | | | | |
| c _____ | | | | |
| d _____ | | | | |
| e _____ | | | | |
| f _____ | | | | |
| g Fees and contracts from government agencies | | | | |
| 2 Membership dues and assessments. . . . | | | | |
| 3 Interest on savings and temporary cash investments | | | | |
| 4 Dividends and interest from securities. . . . | | 14 | 756,105 | |
| 5 Net rental income or (loss) from real estate | | | | |
| a Debt-financed property. | | | | |
| b Not debt-financed property. | | | | |
| 6 Net rental income or (loss) from personal property | | | | |
| 7 Other investment income. | | | | |
| 8 Gain or (loss) from sales of assets other than inventory | | 18 | 509,704 | |
| 9 Net income or (loss) from special events | | | | |
| 10 Gross profit or (loss) from sales of inventory | | | | |
| 11 Other revenue | | | | |
| a ROYALTY INCOME | | 15 | 79,061 | |
| b FEDERAL TAX REFUND | | 14 | 28,761 | |
| c MVF RECOVERY FUNDS | | 1 | 43,418 | |
| d MISC SERVICE FEE | | 1 | 2,385 | |
| e _____ | | | | |
| 12 Subtotal Add columns (b), (d), and (e). . | | | 1,419,434 | |
| 13 Total. Add line 12, columns (b), (d), and (e). | | 13 | | 1,419,434 |

Part XVI-B Relationship of Activities to the Accomplishment of Exempt Purposes

[illegible]

Part XVII

| | | | |
|--|--|------------|-----------|
| | | Yes | No |
|--|--|------------|-----------|

| | | |
|--|--|--|
| | | |
|--|--|--|

| | |
|--------------|-----------|
| 1a(1) | No |
|--------------|-----------|

| | |
|-------|----|
| 1a(2) | No |
|-------|----|

| | | |
|--|--|--|
| | | |
|--|--|--|

| | |
|--------------|-----------|
| 1b(1) | No |
|--------------|-----------|

| | | |
|--------------|--|-----------|
| 1b(2) | | No |
|--------------|--|-----------|

| | | |
|--------------|--|-----------|
| 1b(3) | | No |
|--------------|--|-----------|

| | | |
|--------------|--|-----------|
| 1b(4) | | No |
|--------------|--|-----------|

| | |
|--------------|-----------|
| 1b(5) | No |
|--------------|-----------|

| | | |
|--------------|--|-----------|
| 1b(6) | | No |
|--------------|--|-----------|

| | | |
|----|--|----|
| 1c | | No |
|----|--|----|

value
ue[illegible]

2a Is the foundation directly or indirectly affiliated with, or related to, one or more tax-exempt organizations

described in section 501(c) of the Code (other than section 501(c)(3)) or in section 527? ☐ Yes ☒ No

b If "Yes," complete the following schedule

| (a) Name of organization | (b) Type of organization | (c) Description of relationship |
|--------------------------|--------------------------|---------------------------------|
| | | |
| | | |
| | | |
| | | |

Under penalties of perjury, I declare that I have examined this return, including accompanying schedules and statements, and to the best of my knowledge and belief, it is true, correct, and complete. Declaration of preparer (other than taxpayer) is based on all information of which preparer has any knowledge.

| | | |
|---|-------------------------------------|---------------------------------|
| <p>Sign Here</p> <p>*****</p> <hr/> <p>Signature of officer or trustee</p> | <p>2018-11-05</p> <hr/> <p>Date</p> | <p>*****</p> <hr/> <p>Title</p> |
|---|-------------------------------------|---------------------------------|

May the IRS discuss this return with the preparer shown below

(see instr)? ☒ **Yes** ☐ **No**

May the IRS discuss this return with the preparer shown below

(see instr)? ☒ Yes ☐ No

| | | | | | |
|---------------------------------------|---|--|------------|--|-------------------------|
| Paid Preparer Use Only | SHAWN P HANLON | | 2018-11-05 | | |
| | Firm's name ► PRICEWATERHOUSECOOPERS LLP | | | | Firm's EIN ► 13-4008324 |
| | Firm's address ► 600 GRANT STREET PITTSBURGH, PA 15219 | | | | Phone no (412) 355-6000 |

| | | | | |
|---|----------------------|------------------------|---|-------------------------|
| Print/Type preparer's name SHAWN P HANLON | Preparer's Signature | Date 2018-11-05 | Check if self-employed <input checked="checked" type="checkbox"/> | PTIN P00965923 |
| Firm's name ▶ PRICEWATERHOUSECOOPERS LLP | | | | Firm's EIN ▶ 13-4008324 |
| Firm's address ▶ 600 GRANT STREET PITTSBURGH, PA 15219 | | | | Phone no (412) 355-6000 |

| Form 990PF Part IV - Capital Gains and Losses for Tax on Investment Income - Columns a - d | | | |
|--|---|---|-------------------------------------|
| List and describe the kind(s) of property sold (e g , real estate, (a) 2-story brick warehouse, or common stock, 200 shs MLC Co) | (b) How acquired P—Purchase D—Donation | (c) Date acquired (mo , day, yr) | (d) Date sold (mo , day, yr) |
| 3 AMAZON COM INC | | 2016-06-06 | 2017-07-05 |
| 64 METHODE ELECTRONICS INC | | 2016-06-30 | 2017-07-05 |
| 49 HUNTSMAN CORP | | 2016-06-15 | 2017-07-06 |
| 485000 US TREASURY N/B 75% 15 JUL 2019 | | 2017-06-29 | 2017-07-07 |
| 78 ANI PHARMACEUTICALS INC | | 2017-01-18 | 2017-07-10 |
| 34 COSTCO WHSL CORP NEW | | 2013-10-08 | 2017-07-11 |
| 55 MAXIMUS INC | | 2016-02-08 | 2017-07-11 |
| 60 TRIPADVISOR INC-W/I | | 2016-07-07 | 2017-07-11 |
| 52 EDWARDS LIFESCIENCES CORP | | 2017-02-14 | 2017-07-14 |
| 30 MAXIMUS INC | | 2014-10-23 | 2017-07-14 |

Form 990PF Part IV - Capital Gains and Losses for Tax on Investment Income - Columns e - h

| (e) Gross sales price | Depreciation allowed (f) (or allowable) | Cost or other basis (g) plus expense of sale | Gain or (loss) (h) (e) plus (f) minus (g) |
|-----------------------|--|---|--|
| 2,916 | | 2,185 | 731 |
| 2,598 | | 1,965 | 633 |
| 1,281 | | 757 | 524 |
| 478,615 | | 478,973 | -358 |
| 3,660 | | 4,742 | -1,082 |
| 5,161 | | 3,832 | 1,329 |
| 3,391 | | 2,459 | 932 |
| 2,179 | | 3,673 | -1,494 |
| 6,093 | | 4,674 | 1,419 |
| 1,815 | | 1,290 | 525 |

Form 990PF Part IV - Capital Gains and Losses for Tax on Investment Income - Columns i - l

| Complete only for assets showing gain in column (h) and owned by the foundation on 12/31/69 | | | (I) Gains (Col (h) gain minus col (k), but not less than -0-) or Losses (from col (h)) |
|---|--------------------------------------|---|--|
| (i) F M V as of 12/31/69 | Adjusted basis (j) as of 12/31/69 | Excess of col (i) (k) over col (j), if any | |
| | | | 731 |
| | | | 633 |
| | | | 524 |
| | | | -358 |
| | | | -1,082 |
| | | | 1,329 |
| | | | 932 |
| | | | -1,494 |
| | | | 1,419 |
| | | | 525 |

| Form 990PF Part IV - Capital Gains and Losses for Tax on Investment Income - Columns a - d | | | |
|--|---|---|-------------------------------------|
| List and describe the kind(s) of property sold (e g , real estate, (a) 2-story brick warehouse, or common stock, 200 shs MLC Co) | (b) How acquired P—Purchase D—Donation | (c) Date acquired (mo , day, yr) | (d) Date sold (mo , day, yr) |
| 121 32 FHLMC GOLD G01837 5 0% 7/01/35 | | 2014-07-08 | 2017-07-17 |
| 22 86 FHLMC GOLD G01853 4 5% 8/01/35 | | 2012-12-07 | 2017-07-17 |
| 329 79 FG G05937 4 5% 01 AUG 2040 | | 2012-03-06 | 2017-07-17 |
| 245 44 FG G05408 5% 01 DEC 2036 | | 2012-07-09 | 2017-07-17 |
| 27 42 FG G05676 4% 01 NOV 2039 | | 2012-12-07 | 2017-07-17 |
| 55 05 FG G07810 4 5% 01 MAY 2042 | | 2015-07-07 | 2017-07-17 |
| 685 61 FG G15100 2 5% 01 JUL 2028 | | 2016-10-11 | 2017-07-17 |
| 766 19 FG G14496 3% 01 JUN 2027 | | 2016-10-11 | 2017-07-17 |
| 232 8 FED'L HOME LOAN MTGE CORP GRP G08051 | | 2015-04-07 | 2017-07-17 |
| 138 46 FHLMC POOL G0-8331 | | 2014-07-08 | 2017-07-17 |

Form 990PF Part IV - Capital Gains and Losses for Tax on Investment Income - Columns e - h

| (e) Gross sales price | (f) Depreciation allowed (or allowable) | (g) Cost or other basis plus expense of sale | (h) Gain or (loss) (e) plus (f) minus (g) |
|-----------------------|--|---|--|
| 121 | | 135 | -14 |
| 23 | | 25 | -2 |
| 330 | | 352 | -22 |
| 245 | | 266 | -21 |
| 27 | | 29 | -2 |
| 55 | | 60 | -5 |
| 686 | | 709 | -23 |
| 766 | | 804 | -38 |
| 233 | | 260 | -27 |
| 138 | | 150 | -12 |

Form 990PF Part IV - Capital Gains and Losses for Tax on Investment Income - Columns i - l

| Complete only for assets showing gain in column (h) and owned by the foundation on 12/31/69 | | | (l) Gains (Col (h) gain minus col (k), but not less than -0-) or Losses (from col (h)) |
|---|--------------------------------------|---|--|
| (i) F M V as of 12/31/69 | (j) Adjusted basis as of 12/31/69 | (k) Excess of col (i) over col (j), if any | |
| | | | -14 |
| | | | -2 |
| | | | -22 |
| | | | -21 |
| | | | -2 |
| | | | -5 |
| | | | -23 |
| | | | -38 |
| | | | -27 |
| | | | -12 |

Form 990PF Part IV - Capital Gains and Losses for Tax on Investment Income - Columns a - d

| List and describe the kind(s) of property sold (e g , real estate, (a) 2-story brick warehouse, or common stock, 200 shs MLC Co) | (b) How acquired P—Purchase D—Donation | (c) Date acquired (mo , day, yr) | (d) Date sold (mo , day, yr) |
|--|---|---|-------------------------------------|
| 815 03 FHLMC GOLD G08667 3 5% 9/01/45 | | 2016-10-07 | 2017-07-17 |
| 1198 6 FHLMC GOLD G08681 3 5% 12/01/45 | | 2016-01-12 | 2017-07-17 |
| 474 53 FHLMC POOL #G0-8694 | | 2016-10-20 | 2017-07-17 |
| 1264 11 FHLMC GOLD G18536 2 5% 1/01/30 | | 2015-02-06 | 2017-07-17 |
| 135 6 FG G18553 2 5% 01 MAY 2030 | | 2015-07-07 | 2017-07-17 |
| 633 82 FG G18557 3% 01 JUN 2030 | | 2015-09-08 | 2017-07-17 |
| 1442 43 FHLMC GOLD J17508 3 0% 12/01/26 | | 2016-07-08 | 2017-07-17 |
| 179 83 FHLMC POOL C0-3531 | | 2015-07-07 | 2017-07-17 |
| 28 93 FG A87580 5% 01 JUL 2039 | | 2012-12-07 | 2017-07-17 |
| 59 61 FG A92179 5% 01 MAY 2040 | | 2015-07-07 | 2017-07-17 |

Form 990PF Part IV - Capital Gains and Losses for Tax on Investment Income - Columns e - h

| (e) Gross sales price | (f) Depreciation allowed (or allowable) | (g) Cost or other basis plus expense of sale | (h) Gain or (loss) (e) plus (f) minus (g) |
|-----------------------|--|---|--|
| 815 | | 858 | -43 |
| 1,199 | | 1,244 | -45 |
| 475 | | 508 | -33 |
| 1,264 | | 1,304 | -40 |
| 136 | | 138 | -2 |
| 634 | | 658 | -24 |
| 1,442 | | 1,519 | -77 |
| 180 | | 191 | -11 |
| 29 | | 31 | -2 |
| 60 | | 66 | -6 |

Form 990PF Part IV - Capital Gains and Losses for Tax on Investment Income - Columns i - l

| Complete only for assets showing gain in column (h) and owned by the foundation on 12/31/69 | | | (l) Gains (Col (h) gain minus col (k), but not less than -0-) or Losses (from col (h)) |
|---|--------------------------------------|---|--|
| (i) F M V as of 12/31/69 | (j) Adjusted basis as of 12/31/69 | (k) Excess of col (i) over col (j), if any | |
| | | | -43 |
| | | | -45 |
| | | | -33 |
| | | | -40 |
| | | | -2 |
| | | | -24 |
| | | | -77 |
| | | | -11 |
| | | | -2 |
| | | | -6 |

| Form 990PF Part IV - Capital Gains and Losses for Tax on Investment Income - Columns a - d | | | |
|--|---|---|-------------------------------------|
| List and describe the kind(s) of property sold (e g , real estate, (a) 2-story brick warehouse, or common stock, 200 shs MLC Co) | (b) How acquired P—Purchase D—Donation | (c) Date acquired (mo , day, yr) | (d) Date sold (mo , day, yr) |
| 368 2 FG A95147 4% 01 NOV 2040 | | 2012-06-11 | 2017-07-17 |
| 1024 82 FG A12809 4 5% 01 AUG 2033 | | 2016-10-07 | 2017-07-17 |
| 135 45 FHLMC GOLD Q00285 4 5% 4/01/41 | | 2015-04-07 | 2017-07-17 |
| 633 95 FHLMC POOL #G6-0080 | | 2015-08-07 | 2017-07-17 |
| 1428 SWEDBANK A B | | 2017-06-29 | 2017-07-17 |
| 62 APPLIED OPTOELECTRONICS INC | | 2017-05-08 | 2017-07-19 |
| 128 METHODE ELECTRONICS INC | | 2016-07-06 | 2017-07-19 |
| 1781 SEVEN & I HOLDINGS-UNSPN ADR | | 2017-06-29 | 2017-07-19 |
| 78 CALATLANTIC GROUP INC | | 2015-03-11 | 2017-07-20 |
| 42 MAXIMUS INC | | 2014-10-23 | 2017-07-20 |

Form 990PF Part IV - Capital Gains and Losses for Tax on Investment Income - Columns e - h

| (e) Gross sales price | (f) Depreciation allowed (or allowable) | (g) Cost or other basis plus expense of sale | (h) Gain or (loss) (e) plus (f) minus (g) |
|-----------------------|--|---|--|
| 368 | | 395 | -27 |
| 1,025 | | 1,127 | -102 |
| 135 | | 148 | -13 |
| 634 | | 660 | -26 |
| 36,470 | | 32,709 | 3,761 |
| 5,813 | | 3,593 | 2,220 |
| 5,273 | | 4,028 | 1,245 |
| 35,156 | | 37,629 | -2,473 |
| 2,898 | | 3,464 | -566 |
| 2,544 | | 1,806 | 738 |

Form 990PF Part IV - Capital Gains and Losses for Tax on Investment Income - Columns i - l

| Complete only for assets showing gain in column (h) and owned by the foundation on 12/31/69 | | | (l) Gains (Col (h) gain minus col (k), but not less than -0-) or Losses (from col (h)) |
|---|--------------------------------------|---|--|
| (i) F M V as of 12/31/69 | (j) Adjusted basis as of 12/31/69 | (k) Excess of col (i) over col (j), if any | |
| | | | -27 |
| | | | -102 |
| | | | -13 |
| | | | -26 |
| | | | 3,761 |
| | | | 2,220 |
| | | | 1,245 |
| | | | -2,473 |
| | | | -566 |
| | | | 738 |

Form 990PF Part IV - Capital Gains and Losses for Tax on Investment Income - Columns a - d

| List and describe the kind(s) of property sold (e g , real estate, (a) 2-story brick warehouse, or common stock, 200 shs MLC Co) | (b) How acquired P—Purchase D—Donation | (c) Date acquired (mo , day, yr) | (d) Date sold (mo , day, yr) |
|--|---|---|-------------------------------------|
| 41 APPLIED OPTOELECTRONICS INC | | 2017-05-08 | 2017-07-24 |
| 270000 US TREASURY N/B 1 625% 15 MAY 2026 | | 2016-08-10 | 2017-07-24 |
| 164 35 FEDERAL NAT'L MTGE ASSN POOL 254868 | | 2016-10-07 | 2017-07-25 |
| 318 65 FNMA POOL 0357688 5 0% 1/01/35 | | 2014-06-06 | 2017-07-25 |
| 68 58 FNMA POOL 0AH3431 | | 2012-12-12 | 2017-07-25 |
| 838 97 FNMA POOL 0AH5575 | | 2013-07-11 | 2017-07-25 |
| 245 63 FN AH5800 3 5% 01 FEB 2026 | | 2016-05-06 | 2017-07-25 |
| 1067 53 FNMA POOL AH6827 4 0% 3/01/26 | | 2011-08-09 | 2017-07-25 |
| 1441 81 FN AJ7715 3% 01 DEC 2026 | | 2016-11-07 | 2017-07-25 |
| 48 39 FNMA POOL AJ9355 3 0% 1/01/27 | | 2012-12-07 | 2017-07-25 |

Form 990PF Part IV - Capital Gains and Losses for Tax on Investment Income - Columns e - h

| (e) Gross sales price | Depreciation allowed (f) (or allowable) | Cost or other basis (g) plus expense of sale | Gain or (loss) (h) (e) plus (f) minus (g) |
|-----------------------|--|---|--|
| 3,960 | | 2,021 | 1,939 |
| 257,249 | | 272,032 | -14,783 |
| 164 | | 183 | -19 |
| 319 | | 353 | -34 |
| 69 | | 73 | -4 |
| 839 | | 868 | -29 |
| 246 | | 261 | -15 |
| 1,068 | | 1,122 | -54 |
| 1,442 | | 1,513 | -71 |
| 48 | | 51 | -3 |

Form 990PF Part IV - Capital Gains and Losses for Tax on Investment Income - Columns i - l

| Complete only for assets showing gain in column (h) and owned by the foundation on 12/31/69 | | | Gains (Col (h) gain minus col (k), but not less than -0-) or (l) Losses (from col (h)) |
|---|--------------------------------------|---|--|
| (i) F M V as of 12/31/69 | Adjusted basis (j) as of 12/31/69 | Excess of col (i) (k) over col (j), if any | |
| | | | 1,939 |
| | | | -14,783 |
| | | | -19 |
| | | | -34 |
| | | | -4 |
| | | | -29 |
| | | | -15 |
| | | | -54 |
| | | | -71 |
| | | | -3 |

| Form 990PF Part IV - Capital Gains and Losses for Tax on Investment Income - Columns a - d | | | |
|--|---|---|-------------------------------------|
| List and describe the kind(s) of property sold (e g , real estate, (a) 2-story brick warehouse, or common stock, 200 shs MLC Co) | (b) How acquired P—Purchase D—Donation | (c) Date acquired (mo , day, yr) | (d) Date sold (mo , day, yr) |
| 476 22 FNMA POOL AL0393 4 5% 6/01/41 | | 2011-11-04 | 2017-07-25 |
| 260 12 FN AL5537 4 5% 01 APR 2044 | | 2016-03-07 | 2017-07-25 |
| 68 61 FNMA POOL # AL5931 3 5% 9/01/28 | | 2016-03-07 | 2017-07-25 |
| 837 84 FNMA POOL AQ0546 3 5% 11/01/42 | | 2013-07-08 | 2017-07-25 |
| 105 22 FNMA POOL # AS4991 3 5% 5/01/45 | | 2017-02-07 | 2017-07-25 |
| 687 14 FNMA POOL # AS6191 3 5% 11/01/45 | | 2016-03-07 | 2017-07-25 |
| 296 05 FN AS6520 3 5% 01 JAN 2046 | | 2016-10-07 | 2017-07-25 |
| 287 93 FN AS6515 4% 01 JAN 2046 | | 2016-10-11 | 2017-07-25 |
| 730 03 FNMA POOL # AT2062 2 5% 4/01/28 | | 2014-03-07 | 2017-07-25 |
| 531 92 FNMA POOL AT2720 3% 5/1/43 | | 2015-02-06 | 2017-07-25 |

Form 990PF Part IV - Capital Gains and Losses for Tax on Investment Income - Columns e - h

| (e) Gross sales price | (f) Depreciation allowed (or allowable) | (g) Cost or other basis plus expense of sale | (h) Gain or (loss) (e) plus (f) minus (g) |
|-----------------------|--|---|--|
| 476 | | 507 | -31 |
| 260 | | 284 | -24 |
| 69 | | 73 | -4 |
| 838 | | 836 | 2 |
| 105 | | 108 | -3 |
| 687 | | 719 | -32 |
| 296 | | 312 | -16 |
| 288 | | 308 | -20 |
| 730 | | 731 | -1 |
| 532 | | 548 | -16 |

Form 990PF Part IV - Capital Gains and Losses for Tax on Investment Income - Columns i - l

| Complete only for assets showing gain in column (h) and owned by the foundation on 12/31/69 | | | (l) Gains (Col (h) gain minus col (k), but not less than -0-) or Losses (from col (h)) |
|---|--------------------------------------|---|--|
| (i) F M V as of 12/31/69 | (j) Adjusted basis as of 12/31/69 | (k) Excess of col (i) over col (j), if any | |
| | | | -31 |
| | | | -24 |
| | | | -4 |
| | | | 2 |
| | | | -3 |
| | | | -32 |
| | | | -16 |
| | | | -20 |
| | | | -1 |
| | | | -16 |

| Form 990PF Part IV - Capital Gains and Losses for Tax on Investment Income - Columns a - d | | | |
|--|---|---|-------------------------------------|
| List and describe the kind(s) of property sold (e g , real estate, (a) 2-story brick warehouse, or common stock, 200 shs MLC Co) | (b) How acquired P—Purchase D—Donation | (c) Date acquired (mo , day, yr) | (d) Date sold (mo , day, yr) |
| 171 02 FN AT7857 2 5% 01 JUN 2028 | | 2016-10-11 | 2017-07-25 |
| 515 71 FNMA POOL 0AU3735 | | 2014-11-07 | 2017-07-25 |
| 602 37 FNMA POOL 735580 5 0% 6/01/35 | | 2011-08-09 | 2017-07-25 |
| 156 15 FEDERAL NAT'L MTGE ASSN POOL 735912 | | 2010-04-08 | 2017-07-25 |
| 569 87 FNMA POOL 0735989 | | 2011-04-07 | 2017-07-25 |
| 132 49 FEDERAL NAT'L MTGE ASSN POOL 745275 | | 2012-12-10 | 2017-07-25 |
| 340 25 FEDERAL NAT'L MTGE ASSN POOL 745148 | | 2016-03-07 | 2017-07-25 |
| 92 67 FNMA POOL 0745870 | | 2016-05-06 | 2017-07-25 |
| 297 34 FNMA POOL 0889183 | | 2011-04-08 | 2017-07-25 |
| 509 69 FN 889279 5% 01 MAR 2023 | | 2008-05-08 | 2017-07-25 |

Form 990PF Part IV - Capital Gains and Losses for Tax on Investment Income - Columns e - h

| (e) Gross sales price | Depreciation allowed (f) (or allowable) | Cost or other basis (g) plus expense of sale | Gain or (loss) (h) (e) plus (f) minus (g) |
|-----------------------|--|---|--|
| 171 | | 177 | -6 |
| 516 | | 515 | 1 |
| 602 | | 650 | -48 |
| 156 | | 164 | -8 |
| 570 | | 612 | -42 |
| 132 | | 144 | -12 |
| 340 | | 379 | -39 |
| 93 | | 103 | -10 |
| 297 | | 322 | -25 |
| 510 | | 514 | -4 |

Form 990PF Part IV - Capital Gains and Losses for Tax on Investment Income - Columns i - l

| Complete only for assets showing gain in column (h) and owned by the foundation on 12/31/69 | | | (l) Gains (Col (h) gain minus col (k), but not less than -0-) or Losses (from col (h)) |
|---|--------------------------------------|---|---|
| (i) F M V as of 12/31/69 | Adjusted basis (j) as of 12/31/69 | Excess of col (i) (k) over col (j), if any | |
| | | | -6 |
| | | | 1 |
| | | | -48 |
| | | | -8 |
| | | | -42 |
| | | | -12 |
| | | | -39 |
| | | | -10 |
| | | | -25 |
| | | | -4 |

| Form 990PF Part IV - Capital Gains and Losses for Tax on Investment Income - Columns a - d | | | |
|--|---|---|-------------------------------------|
| List and describe the kind(s) of property sold (e g , real estate, (a) 2-story brick warehouse, or common stock, 200 shs MLC Co) | (b) How acquired P—Purchase D—Donation | (c) Date acquired (mo , day, yr) | (d) Date sold (mo , day, yr) |
| 246 21 FN 890193 3 5% 01 AUG 2025 | | 2016-10-11 | 2017-07-25 |
| 257 03 FN 889323 5 5% 01 NOV 2022 | | 2008-05-08 | 2017-07-25 |
| 63 52 FNMA POOL 931675 5 5% 1/01/18 | | 2011-06-07 | 2017-07-25 |
| 657 06 FN 960738 5 5% 01 JAN 2038 | | 2008-05-08 | 2017-07-25 |
| 195 71 FN 993733 5 5% 01 SEP 2023 | | 2010-04-08 | 2017-07-25 |
| 69 53 FNMA POOL 0995244 | | 2016-05-06 | 2017-07-25 |
| 202 81 FNMA POOL 995960 5 0% 12/01/23 | | 2011-04-07 | 2017-07-25 |
| 452 41 FN AA4392 4% 01 APR 2039 | | 2016-04-07 | 2017-07-25 |
| 419 12 FNMA POOL AA7236 4 0% 6/01/39 | | 2012-02-07 | 2017-07-25 |
| 477 98 FNMA POOL AA7681 4 5% 6/1/2039 | | 2016-10-07 | 2017-07-25 |

Form 990PF Part IV - Capital Gains and Losses for Tax on Investment Income - Columns e - h

| (e) Gross sales price | Depreciation allowed (f) (or allowable) | Cost or other basis (g) plus expense of sale | Gain or (loss) (h) (e) plus (f) minus (g) |
|-----------------------|--|---|--|
| 246 | | 260 | -14 |
| 257 | | 263 | -6 |
| 64 | | 69 | -5 |
| 657 | | 663 | -6 |
| 196 | | 209 | -13 |
| 70 | | 76 | -6 |
| 203 | | 216 | -13 |
| 452 | | 486 | -34 |
| 419 | | 443 | -24 |
| 478 | | 525 | -47 |

Form 990PF Part IV - Capital Gains and Losses for Tax on Investment Income - Columns i - l

| Complete only for assets showing gain in column (h) and owned by the foundation on 12/31/69 | | | (l) Gains (Col (h) gain minus col (k), but not less than -0-) or Losses (from col (h)) |
|---|--------------------------------------|---|---|
| (i) F M V as of 12/31/69 | Adjusted basis (j) as of 12/31/69 | Excess of col (i) (k) over col (j), if any | |
| | | | -14 |
| | | | -6 |
| | | | -5 |
| | | | -6 |
| | | | -13 |
| | | | -6 |
| | | | -13 |
| | | | -34 |
| | | | -24 |
| | | | -47 |

Form 990PF Part IV - Capital Gains and Losses for Tax on Investment Income - Columns a - d

| List and describe the kind(s) of property sold (e g , real estate, (a) 2-story brick warehouse, or common stock, 200 shs MLC Co) | (b) How acquired P—Purchase D—Donation | (c) Date acquired (mo , day, yr) | (d) Date sold (mo , day, yr) |
|--|---|---|-------------------------------------|
| 214 87 FNMA POOL 0AB5716 | | 2016-10-11 | 2017-07-25 |
| 371 78 FN AB9858 3% 01 JUL 2043 | | 2016-10-07 | 2017-07-25 |
| 432 76 FN MA0258 4 5% 01 DEC 2039 | | 2017-02-07 | 2017-07-25 |
| 1066 51 FN MA1062 3% 01 MAY 2027 | | 2012-05-07 | 2017-07-25 |
| 183 4 FNMA POOL 0AD0471 | | 2010-08-09 | 2017-07-25 |
| 429 19 FN AD0963 5 5% 01 SEP 2038 | | 2010-08-09 | 2017-07-25 |
| 59 73 FNMA POOL AD7151 4 0% 7/01/25 | | 2012-12-07 | 2017-07-25 |
| 285 71 FNMA POOL 0AD6432 | | 2012-04-05 | 2017-07-25 |
| 32 12 FNMA POOL 0AE0949 | | 2012-12-10 | 2017-07-25 |
| 571 45 FNMA POOL 0AE0981 | | 2013-03-06 | 2017-07-25 |

Form 990PF Part IV - Capital Gains and Losses for Tax on Investment Income - Columns e - h

| (e) Gross sales price | (f) Depreciation allowed (or allowable) | (g) Cost or other basis plus expense of sale | (h) Gain or (loss) (e) plus (f) minus (g) |
|-----------------------|--|---|--|
| 215 | | 225 | -10 |
| 372 | | 387 | -15 |
| 433 | | 469 | -36 |
| 1,067 | | 1,117 | -50 |
| 183 | | 198 | -15 |
| 429 | | 463 | -34 |
| 60 | | 64 | -4 |
| 286 | | 304 | -18 |
| 32 | | 35 | -3 |
| 571 | | 604 | -33 |

Form 990PF Part IV - Capital Gains and Losses for Tax on Investment Income - Columns i - l

| Complete only for assets showing gain in column (h) and owned by the foundation on 12/31/69 | | | (l) Gains (Col (h) gain minus col (k), but not less than -0-) or Losses (from col (h)) |
|---|--------------------------------------|---|--|
| (i) F M V as of 12/31/69 | (j) Adjusted basis as of 12/31/69 | (k) Excess of col (i) over col (j), if any | |
| | | | -10 |
| | | | -15 |
| | | | -36 |
| | | | -50 |
| | | | -15 |
| | | | -34 |
| | | | -4 |
| | | | -18 |
| | | | -3 |
| | | | -33 |

Form 990PF Part IV - Capital Gains and Losses for Tax on Investment Income - Columns a - d

| List and describe the kind(s) of property sold (e g , real estate, (a) 2-story brick warehouse, or common stock, 200 shs MLC Co) | (b) How acquired P—Purchase D—Donation | (c) Date acquired (mo , day, yr) | (d) Date sold (mo , day, yr) |
|--|---|---|-------------------------------------|
| 617 48 FNMA POOL OAE3066 | | 2011-08-09 | 2017-07-25 |
| 123 14 FNMA POOL AE7731 4 5% 11/01/40 | | 2012-12-07 | 2017-07-25 |
| 72000 JP MORGAN CHASE & CO 6 3% 4/23/19 | | 2016-05-05 | 2017-07-26 |
| 5000 JP MORGAN CHASE & CO 6 3% 4/23/19 | | 2017-07-07 | 2017-07-26 |
| 31 MAXIMUS INC | | 2014-10-23 | 2017-07-26 |
| 90000 US TREASURY N/B 1 625% 15 MAY 2026 | | 2016-08-10 | 2017-07-26 |
| 44 METHODE ELECTRONICS INC | | 2016-05-18 | 2017-07-28 |
| 146 CARDTRONICS PLC | | 2013-10-08 | 2017-07-28 |
| 136 AMERICAN EQUITY INVT LIFE HL | | 2016-03-24 | 2017-07-31 |
| 20 ICU MED INC | | 2017-02-10 | 2017-07-31 |

Form 990PF Part IV - Capital Gains and Losses for Tax on Investment Income - Columns e - h

| (e) Gross sales price | (f) Depreciation allowed (or allowable) | (g) Cost or other basis plus expense of sale | (h) Gain or (loss) (e) plus (f) minus (g) |
|-----------------------|--|---|--|
| 617 | | 641 | -24 |
| 123 | | 133 | -10 |
| 77,414 | | 73,924 | 3,490 |
| 5,376 | | 5,374 | 2 |
| 1,902 | | 1,333 | 569 |
| 85,514 | | 90,677 | -5,163 |
| 1,753 | | 1,280 | 473 |
| 4,634 | | 5,223 | -589 |
| 3,650 | | 2,187 | 1,463 |
| 3,419 | | 2,769 | 650 |

Form 990PF Part IV - Capital Gains and Losses for Tax on Investment Income - Columns i - l

| Complete only for assets showing gain in column (h) and owned by the foundation on 12/31/69 | | | (l) Gains (Col (h) gain minus col (k), but not less than -0-) or Losses (from col (h)) |
|---|--------------------------------------|---|--|
| (i) F M V as of 12/31/69 | (j) Adjusted basis as of 12/31/69 | (k) Excess of col (i) over col (j), if any | |
| | | | -24 |
| | | | -10 |
| | | | 3,490 |
| | | | 2 |
| | | | 569 |
| | | | -5,163 |
| | | | 473 |
| | | | -589 |
| | | | 1,463 |
| | | | 650 |

| Form 990PF Part IV - Capital Gains and Losses for Tax on Investment Income - Columns a - d | | | |
|--|---|---|-------------------------------------|
| List and describe the kind(s) of property sold (e g , real estate, (a) 2-story brick warehouse, or common stock, 200 shs MLC Co) | (b) How acquired P—Purchase D—Donation | (c) Date acquired (mo , day, yr) | (d) Date sold (mo , day, yr) |
| 46 MAXIMUS INC | | 2014-10-23 | 2017-07-31 |
| 5 AMAZON COM INC | | 2016-06-06 | 2017-08-01 |
| 38 FACEBOOK INC | | 2015-03-16 | 2017-08-01 |
| 204 NXP SEMICONDUCTORS N V | | 2015-02-26 | 2017-08-01 |
| 27 EURONET WORLDWIDE INC | | 2016-06-06 | 2017-08-02 |
| 47 METHODE ELECTRONICS INC | | 2016-05-18 | 2017-08-02 |
| 57 OMNICELL INC | | 2016-01-05 | 2017-08-02 |
| 227 SOFTBANK GROUP CORP-UNSP ADR | | 2016-02-18 | 2017-08-02 |
| 609 SOFTBANK GROUP CORP-UNSP ADR | | 2017-06-29 | 2017-08-02 |
| 57 WOLVERINE WORLD WIDE INC | | 2016-06-30 | 2017-08-02 |

Form 990PF Part IV - Capital Gains and Losses for Tax on Investment Income - Columns e - h

| (e) Gross sales price | Depreciation allowed (f) (or allowable) | Cost or other basis (g) plus expense of sale | Gain or (loss) (h) (e) plus (f) minus (g) |
|-----------------------|--|---|--|
| 2,788 | | 1,958 | 830 |
| 5,002 | | 3,050 | 1,952 |
| 6,469 | | 2,949 | 3,520 |
| 22,641 | | 17,420 | 5,221 |
| 2,618 | | 2,195 | 423 |
| 1,835 | | 1,317 | 518 |
| 2,891 | | 1,615 | 1,276 |
| 9,042 | | 5,677 | 3,365 |
| 24,259 | | 22,451 | 1,808 |
| 1,593 | | 1,136 | 457 |

Form 990PF Part IV - Capital Gains and Losses for Tax on Investment Income - Columns i - l

| Complete only for assets showing gain in column (h) and owned by the foundation on 12/31/69 | | | (I) Gains (Col (h) gain minus col (k), but not less than -0-) or Losses (from col (h)) |
|---|--------------------------------------|---|--|
| (i) F M V as of 12/31/69 | Adjusted basis (j) as of 12/31/69 | Excess of col (i) (k) over col (j), if any | |
| | | | 830 |
| | | | 1,952 |
| | | | 3,520 |
| | | | 5,221 |
| | | | 423 |
| | | | 518 |
| | | | 1,276 |
| | | | 3,365 |
| | | | 1,808 |
| | | | 457 |

| Form 990PF Part IV - Capital Gains and Losses for Tax on Investment Income - Columns a - d | | | |
|--|---|---|-------------------------------------|
| List and describe the kind(s) of property sold (e g , real estate, (a) 2-story brick warehouse, or common stock, 200 shs MLC Co) | (b) How acquired P—Purchase D—Donation | (c) Date acquired (mo , day, yr) | (d) Date sold (mo , day, yr) |
| 123 CARDTRONICS PLC | | 2013-10-08 | 2017-08-02 |
| 30 STAMPS COM INC | | 2016-06-15 | 2017-08-04 |
| 91 FABRINET | | 2015-10-20 | 2017-08-04 |
| 99 EMERGENT BIOSOLUTIONS INC | | 2015-12-15 | 2017-08-09 |
| 69 METLIFE INC COM | | 2013-10-08 | 2017-08-09 |
| 9 STAMPS COM INC | | 2016-08-01 | 2017-08-09 |
| 48 US CONCRETE INC | | 2016-06-23 | 2017-08-09 |
| 545 BRIGHTHOUSE FINANCIAL INC | | 2013-10-08 | 2017-08-10 |
| 121 67 FHLMC GOLD G01837 5 0% 7/01/35 | | 2014-07-08 | 2017-08-15 |
| 19 06 FHLMC GOLD G01853 4 5% 8/01/35 | | 2012-12-07 | 2017-08-15 |

Form 990PF Part IV - Capital Gains and Losses for Tax on Investment Income - Columns e - h

| (e) Gross sales price | Depreciation allowed (f) (or allowable) | Cost or other basis (g) plus expense of sale | Gain or (loss) (h) (e) plus (f) minus (g) |
|-----------------------|--|---|--|
| 3,862 | | 4,400 | -538 |
| 6,269 | | 2,753 | 3,516 |
| 3,841 | | 1,910 | 1,931 |
| 3,474 | | 3,510 | -36 |
| 3,318 | | 2,879 | 439 |
| 1,929 | | 741 | 1,188 |
| 3,720 | | 2,844 | 876 |
| 32 | | 29 | 3 |
| 122 | | 135 | -13 |
| 19 | | 20 | -1 |

Form 990PF Part IV - Capital Gains and Losses for Tax on Investment Income - Columns i - l

| Complete only for assets showing gain in column (h) and owned by the foundation on 12/31/69 | | | (I) Gains (Col (h) gain minus col (k), but not less than -0-) or Losses (from col (h)) |
|---|--------------------------------------|---|--|
| (i) F M V as of 12/31/69 | Adjusted basis (j) as of 12/31/69 | Excess of col (i) (k) over col (j), if any | |
| | | | -538 |
| | | | 3,516 |
| | | | 1,931 |
| | | | -36 |
| | | | 439 |
| | | | 1,188 |
| | | | 876 |
| | | | 3 |
| | | | -13 |
| | | | -1 |

| Form 990PF Part IV - Capital Gains and Losses for Tax on Investment Income - Columns a - d | | | |
|--|---|---|-------------------------------------|
| List and describe the kind(s) of property sold (e g , real estate, (a) 2-story brick warehouse, or common stock, 200 shs MLC Co) | (b) How acquired P—Purchase D—Donation | (c) Date acquired (mo , day, yr) | (d) Date sold (mo , day, yr) |
| 421 25 FG G05937 4 5% 01 AUG 2040 | | 2012-03-06 | 2017-08-15 |
| 230 17 FG G05408 5% 01 DEC 2036 | | 2012-07-09 | 2017-08-15 |
| 29 27 FG G05676 4% 01 NOV 2039 | | 2012-12-07 | 2017-08-15 |
| 52 33 FG G07810 4 5% 01 MAY 2042 | | 2015-07-07 | 2017-08-15 |
| 579 89 FG G15100 2 5% 01 JUL 2028 | | 2016-10-11 | 2017-08-15 |
| 716 61 FG G14496 3% 01 JUN 2027 | | 2016-10-11 | 2017-08-15 |
| 193 21 FED'L HOME LOAN MTGE CORP GRP G08051 | | 2015-04-07 | 2017-08-15 |
| 129 54 FHLMC POOL G0-8331 | | 2014-07-08 | 2017-08-15 |
| 721 78 FHLMC GOLD G08667 3 5% 9/01/45 | | 2016-10-07 | 2017-08-15 |
| 1090 38 FHLMC GOLD G08681 3 5% 12/01/45 | | 2016-01-12 | 2017-08-15 |

Form 990PF Part IV - Capital Gains and Losses for Tax on Investment Income - Columns e - h

| (e) Gross sales price | (f) Depreciation allowed (or allowable) | (g) Cost or other basis plus expense of sale | (h) Gain or (loss) (e) plus (f) minus (g) |
|-----------------------|--|---|--|
| 421 | | 449 | -28 |
| 230 | | 249 | -19 |
| 29 | | 31 | -2 |
| 52 | | 57 | -5 |
| 580 | | 600 | -20 |
| 717 | | 752 | -35 |
| 193 | | 216 | -23 |
| 130 | | 140 | -10 |
| 722 | | 760 | -38 |
| 1,090 | | 1,132 | -42 |

Form 990PF Part IV - Capital Gains and Losses for Tax on Investment Income - Columns i - l

| Complete only for assets showing gain in column (h) and owned by the foundation on 12/31/69 | | | (l) Gains (Col (h) gain minus col (k), but not less than -0-) or Losses (from col (h)) |
|---|--------------------------------------|---|---|
| (i) F M V as of 12/31/69 | (j) Adjusted basis as of 12/31/69 | (k) Excess of col (i) over col (j), if any | |
| | | | -28 |
| | | | -19 |
| | | | -2 |
| | | | -5 |
| | | | -20 |
| | | | -35 |
| | | | -23 |
| | | | -10 |
| | | | -38 |
| | | | -42 |

Form 990PF Part IV - Capital Gains and Losses for Tax on Investment Income - Columns a - d

| List and describe the kind(s) of property sold (e g , real estate, (a) 2-story brick warehouse, or common stock, 200 shs MLC Co) | (b) How acquired P—Purchase D—Donation | (c) Date acquired (mo , day, yr) | (d) Date sold (mo , day, yr) |
|--|---|---|-------------------------------------|
| 157 89 FHLMC POOL #G0-8687 | | 2017-07-10 | 2017-08-15 |
| 510 19 FHLMC POOL #G0-8694 | | 2016-10-20 | 2017-08-15 |
| 1155 61 FHLMC GOLD G18536 2 5% 1/01/30 | | 2015-02-06 | 2017-08-15 |
| 151 58 FG G18553 2 5% 01 MAY 2030 | | 2015-07-07 | 2017-08-15 |
| 682 4463 FG G18557 3% 01 JUN 2030 | | 2015-09-08 | 2017-08-15 |
| 143 0937 FG G18557 3% 01 JUN 2030 | | 2017-07-11 | 2017-08-15 |
| 92 51 FG G18622 2 5% 01 DEC 2031 | | 2017-07-11 | 2017-08-15 |
| 1200 06 FHLMC GOLD J17508 3 0% 12/01/26 | | 2016-07-08 | 2017-08-15 |
| 64 56 FHLMC POOL C0-3531 | | 2015-07-07 | 2017-08-15 |
| 18 36 FG A87580 5% 01 JUL 2039 | | 2012-12-07 | 2017-08-15 |

Form 990PF Part IV - Capital Gains and Losses for Tax on Investment Income - Columns e - h

| (e) Gross sales price | (f) Depreciation allowed (or allowable) | (g) Cost or other basis plus expense of sale | (h) Gain or (loss) (e) plus (f) minus (g) |
|-----------------------|--|---|--|
| 158 | | 162 | -4 |
| 510 | | 547 | -37 |
| 1,156 | | 1,192 | -36 |
| 152 | | 154 | -2 |
| 682 | | 708 | -26 |
| 143 | | 147 | -4 |
| 93 | | 93 | |
| 1,200 | | 1,263 | -63 |
| 65 | | 69 | -4 |
| 18 | | 20 | -2 |

Form 990PF Part IV - Capital Gains and Losses for Tax on Investment Income - Columns i - l

| Complete only for assets showing gain in column (h) and owned by the foundation on 12/31/69 | | | (l) Gains (Col (h) gain minus col (k), but not less than -0-) or Losses (from col (h)) |
|---|--------------------------------------|---|--|
| (i) F M V as of 12/31/69 | (j) Adjusted basis as of 12/31/69 | (k) Excess of col (i) over col (j), if any | |
| | | | -4 |
| | | | -37 |
| | | | -36 |
| | | | -2 |
| | | | -26 |
| | | | -4 |
| | | | |
| | | | -63 |
| | | | -4 |
| | | | -2 |

| Form 990PF Part IV - Capital Gains and Losses for Tax on Investment Income - Columns a - d | | | |
|--|---|---|-------------------------------------|
| List and describe the kind(s) of property sold (e g , real estate, (a) 2-story brick warehouse, or common stock, 200 shs MLC Co) | (b) How acquired P—Purchase D—Donation | (c) Date acquired (mo , day, yr) | (d) Date sold (mo , day, yr) |
| 148 09 FG A92179 5% 01 MAY 2040 | | 2015-07-07 | 2017-08-15 |
| 424 18 FG A95147 4% 01 NOV 2040 | | 2012-06-11 | 2017-08-15 |
| 101 94 FG A97420 4% 01 MAR 2041 | | 2017-07-10 | 2017-08-15 |
| 573 1 FG A12809 4 5% 01 AUG 2033 | | 2016-10-07 | 2017-08-15 |
| 123 81 FG Q00866 4 5% 01 MAY 2041 | | 2017-07-11 | 2017-08-15 |
| 161 22 FHLMC GOLD Q00285 4 5% 4/01/41 | | 2015-04-07 | 2017-08-15 |
| 626 69 FHLMC POOL #G6-0080 | | 2015-08-07 | 2017-08-15 |
| 52 FACEBOOK INC | | 2015-03-16 | 2017-08-16 |
| 136 VISA INC | | 2015-09-01 | 2017-08-16 |
| 27 FACEBOOK INC | | 2015-03-16 | 2017-08-22 |

Form 990PF Part IV - Capital Gains and Losses for Tax on Investment Income - Columns e - h

| (e) Gross sales price | Depreciation allowed (f) (or allowable) | Cost or other basis (g) plus expense of sale | Gain or (loss) (h) (e) plus (f) minus (g) |
|-----------------------|--|---|--|
| 148 | | 164 | -16 |
| 424 | | 455 | -31 |
| 102 | | 108 | -6 |
| 573 | | 630 | -57 |
| 124 | | 133 | -9 |
| 161 | | 176 | -15 |
| 627 | | 652 | -25 |
| 8,857 | | 4,035 | 4,822 |
| 14,104 | | 9,429 | 4,675 |
| 4,578 | | 2,095 | 2,483 |

Form 990PF Part IV - Capital Gains and Losses for Tax on Investment Income - Columns i - l

| Complete only for assets showing gain in column (h) and owned by the foundation on 12/31/69 | | | (l) Gains (Col (h) gain minus col (k), but not less than -0-) or Losses (from col (h)) |
|---|--------------------------------------|---|---|
| (i) F M V as of 12/31/69 | Adjusted basis (j) as of 12/31/69 | Excess of col (i) (k) over col (j), if any | |
| | | | -16 |
| | | | -31 |
| | | | -6 |
| | | | -57 |
| | | | -9 |
| | | | -15 |
| | | | -25 |
| | | | 4,822 |
| | | | 4,675 |
| | | | 2,483 |

| Form 990PF Part IV - Capital Gains and Losses for Tax on Investment Income - Columns a - d | | | |
|--|---|---|-------------------------------------|
| List and describe the kind(s) of property sold (e g , real estate, (a) 2-story brick warehouse, or common stock, 200 shs MLC Co) | (b) How acquired P—Purchase D—Donation | (c) Date acquired (mo , day, yr) | (d) Date sold (mo , day, yr) |
| 120000 CHEVRON CORP 1 344% 09 NOV 2017 | | 2016-05-05 | 2017-08-23 |
| 7000 CHEVRON CORP 1 344% 09 NOV 2017 | | 2017-07-07 | 2017-08-23 |
| 43000 US TREASURY N/B 75% 15 JUL 2019 | | 2017-06-29 | 2017-08-23 |
| 162 SONY CORP - SPONSORED ADR ONE ADR REPRS ONE ORD SHARES | | 2017-06-29 | 2017-08-24 |
| 54 STARWOOD WAYPOINT HOMES | | 2017-04-18 | 2017-08-24 |
| 158 67 FEDERAL NAT'L MTGE ASSN POOL 254868 | | 2016-10-07 | 2017-08-25 |
| 253 7 FNMA POOL 0357688 5 0% 1/01/35 | | 2014-06-06 | 2017-08-25 |
| 73 79 FNMA POOL 0AH3431 | | 2012-12-12 | 2017-08-25 |
| 498 1 FNMA POOL 0AH5575 | | 2013-07-11 | 2017-08-25 |
| 251 02 FN AH5800 3 5% 01 FEB 2026 | | 2016-05-06 | 2017-08-25 |

Form 990PF Part IV - Capital Gains and Losses for Tax on Investment Income - Columns e - h

| (e) Gross sales price | Depreciation allowed (f) (or allowable) | Cost or other basis (g) plus expense of sale | Gain or (loss) (h) (e) plus (f) minus (g) |
|-----------------------|--|---|--|
| 119,992 | | 119,991 | 1 |
| 7,000 | | 7,003 | -3 |
| 42,546 | | 42,504 | 42 |
| 6,183 | | 6,224 | -41 |
| 1,989 | | 1,880 | 109 |
| 159 | | 177 | -18 |
| 254 | | 281 | -27 |
| 74 | | 78 | -4 |
| 498 | | 515 | -17 |
| 251 | | 267 | -16 |

Form 990PF Part IV - Capital Gains and Losses for Tax on Investment Income - Columns i - l

| Complete only for assets showing gain in column (h) and owned by the foundation on 12/31/69 | | | (l) Gains (Col (h) gain minus col (k), but not less than -0-) or Losses (from col (h)) |
|---|--------------------------------------|---|--|
| (i) F M V as of 12/31/69 | Adjusted basis (j) as of 12/31/69 | Excess of col (i) (k) over col (j), if any | |
| | | | 1 |
| | | | -3 |
| | | | 42 |
| | | | -41 |
| | | | 109 |
| | | | -18 |
| | | | -27 |
| | | | -4 |
| | | | -17 |
| | | | -16 |

Form 990PF Part IV - Capital Gains and Losses for Tax on Investment Income - Columns a - d

| List and describe the kind(s) of property sold (e g , real estate, (a) 2-story brick warehouse, or common stock, 200 shs MLC Co) | (b) How acquired P—Purchase D—Donation | (c) Date acquired (mo , day, yr) | (d) Date sold (mo , day, yr) |
|--|---|---|-------------------------------------|
| 665 4 FNMA POOL AH6827 4 0% 3/01/26 | | 2011-08-09 | 2017-08-25 |
| 1437 33 FN AJ7715 3% 01 DEC 2026 | | 2016-11-07 | 2017-08-25 |
| 42 79 FNMA POOL AJ9355 3 0% 1/01/27 | | 2012-12-07 | 2017-08-25 |
| 206 95 FNMA POOL AL0393 4 5% 6/01/41 | | 2011-11-04 | 2017-08-25 |
| 293 8 FN AL5537 4 5% 01 APR 2044 | | 2016-03-07 | 2017-08-25 |
| 76 68 FNMA POOL # AL5931 3 5% 9/01/28 | | 2016-03-07 | 2017-08-25 |
| 143 26 FN AL7767 4 5% 01 JUN 2044 | | 2017-07-10 | 2017-08-25 |
| 98 87 FN AL8153 3% 01 MAR 2031 | | 2017-07-11 | 2017-08-25 |
| 776 61 FNMA POOL AQ0546 3 5% 11/01/42 | | 2013-07-08 | 2017-08-25 |
| 94 4 FNMA POOL # AS4991 3 5% 5/01/45 | | 2017-02-07 | 2017-08-25 |

Form 990PF Part IV - Capital Gains and Losses for Tax on Investment Income - Columns e - h

| (e) Gross sales price | (f) Depreciation allowed (or allowable) | (g) Cost or other basis plus expense of sale | (h) Gain or (loss) (e) plus (f) minus (g) |
|-----------------------|--|---|--|
| 665 | | 699 | -34 |
| 1,437 | | 1,508 | -71 |
| 43 | | 45 | -2 |
| 207 | | 220 | -13 |
| 294 | | 320 | -26 |
| 77 | | 81 | -4 |
| 143 | | 154 | -11 |
| 99 | | 102 | -3 |
| 777 | | 775 | 2 |
| 94 | | 97 | -3 |

Form 990PF Part IV - Capital Gains and Losses for Tax on Investment Income - Columns i - l

| Complete only for assets showing gain in column (h) and owned by the foundation on 12/31/69 | | | (I) Gains (Col (h) gain minus col (k), but not less than -0-) or Losses (from col (h)) |
|---|--------------------------------------|---|--|
| (i) F M V as of 12/31/69 | (j) Adjusted basis as of 12/31/69 | (k) Excess of col (i) over col (j), if any | |
| | | | -34 |
| | | | -71 |
| | | | -2 |
| | | | -13 |
| | | | -26 |
| | | | -4 |
| | | | -11 |
| | | | -3 |
| | | | 2 |
| | | | -3 |

| Form 990PF Part IV - Capital Gains and Losses for Tax on Investment Income - Columns a - d | | | |
|--|---|---|-------------------------------------|
| List and describe the kind(s) of property sold (e g , real estate, (a) 2-story brick warehouse, or common stock, 200 shs MLC Co) | (b) How acquired P—Purchase D—Donation | (c) Date acquired (mo , day, yr) | (d) Date sold (mo , day, yr) |
| 299 37 FNMA POOL # AS6191 3 5% 11/01/45 | | 2016-03-07 | 2017-08-25 |
| 320 83 FN AS6520 3 5% 01 JAN 2046 | | 2016-10-07 | 2017-08-25 |
| 406 62 FN AS6515 4% 01 JAN 2046 | | 2017-07-10 | 2017-08-25 |
| 716 43 FNMA POOL # AT2062 2 5% 4/01/28 | | 2014-03-07 | 2017-08-25 |
| 479 87 FNMA POOL AT2720 3% 5/1/43 | | 2015-02-06 | 2017-08-25 |
| 163 5 FN AT7857 2 5% 01 JUN 2028 | | 2016-10-11 | 2017-08-25 |
| 486 64 FNMA POOL OAU3735 | | 2014-11-07 | 2017-08-25 |
| 194 32 FN AX5306 3 5% 01 JAN 2027 | | 2017-07-11 | 2017-08-25 |
| 535 01 FNMA POOL 735580 5 0% 6/01/35 | | 2011-08-09 | 2017-08-25 |
| 218 22 FEDERAL NAT'L MTGE ASSN POOL 735912 | | 2010-04-08 | 2017-08-25 |

Form 990PF Part IV - Capital Gains and Losses for Tax on Investment Income - Columns e - h

| (e) Gross sales price | Depreciation allowed (f) (or allowable) | Cost or other basis (g) plus expense of sale | Gain or (loss) (h) (e) plus (f) minus (g) |
|-----------------------|--|---|--|
| 299 | | 313 | -14 |
| 321 | | 338 | -17 |
| 407 | | 433 | -26 |
| 716 | | 718 | -2 |
| 480 | | 494 | -14 |
| 164 | | 169 | -5 |
| 487 | | 486 | 1 |
| 194 | | 203 | -9 |
| 535 | | 577 | -42 |
| 218 | | 230 | -12 |

Form 990PF Part IV - Capital Gains and Losses for Tax on Investment Income - Columns i - l

| Complete only for assets showing gain in column (h) and owned by the foundation on 12/31/69 | | | (l) Gains (Col (h) gain minus col (k), but not less than -0-) or Losses (from col (h)) |
|---|--------------------------------------|---|--|
| (i) F M V as of 12/31/69 | Adjusted basis (j) as of 12/31/69 | Excess of col (i) (k) over col (j), if any | |
| | | | -14 |
| | | | -17 |
| | | | -26 |
| | | | -2 |
| | | | -14 |
| | | | -5 |
| | | | 1 |
| | | | -9 |
| | | | -42 |
| | | | -12 |

Form 990PF Part IV - Capital Gains and Losses for Tax on Investment Income - Columns a - d

| List and describe the kind(s) of property sold (e g , real estate, (a) 2-story brick warehouse, or common stock, 200 shs MLC Co) | (b) How acquired P—Purchase D—Donation | (c) Date acquired (mo , day, yr) | (d) Date sold (mo , day, yr) |
|--|---|---|-------------------------------------|
| 474 24 FNMA POOL 0735989 | | 2011-04-07 | 2017-08-25 |
| 108 58 FEDERAL NAT'L MTGE ASSN POOL 745275 | | 2012-12-10 | 2017-08-25 |
| 273 41 FEDERAL NAT'L MTGE ASSN POOL 745148 | | 2016-03-07 | 2017-08-25 |
| 163 63 FNMA POOL 0745870 | | 2016-05-06 | 2017-08-25 |
| 49 03 FN BM1036 2 5% 01 FEB 2032 | | 2017-07-11 | 2017-08-25 |
| 267 05 FNMA POOL 0889183 | | 2011-04-08 | 2017-08-25 |
| 383 02 FN 889279 5% 01 MAR 2023 | | 2008-05-08 | 2017-08-25 |
| 203 14 FN 890193 3 5% 01 AUG 2025 | | 2016-10-11 | 2017-08-25 |
| 362 97 FN 889323 5 5% 01 NOV 2022 | | 2008-05-08 | 2017-08-25 |
| 57 36 FNMA POOL 931675 5 5% 1/01/18 | | 2011-06-07 | 2017-08-25 |

Form 990PF Part IV - Capital Gains and Losses for Tax on Investment Income - Columns e - h

| (e) Gross sales price | Depreciation allowed (f) (or allowable) | Cost or other basis (g) plus expense of sale | Gain or (loss) (h) (e) plus (f) minus (g) |
|-----------------------|--|---|--|
| 474 | | 509 | -35 |
| 109 | | 118 | -9 |
| 273 | | 305 | -32 |
| 164 | | 183 | -19 |
| 49 | | 49 | |
| 267 | | 290 | -23 |
| 383 | | 386 | -3 |
| 203 | | 214 | -11 |
| 363 | | 371 | -8 |
| 57 | | 62 | -5 |

Form 990PF Part IV - Capital Gains and Losses for Tax on Investment Income - Columns i - l

| Complete only for assets showing gain in column (h) and owned by the foundation on 12/31/69 | | | (l) Gains (Col (h) gain minus col (k), but not less than -0-) or Losses (from col (h)) |
|---|--------------------------------------|---|---|
| (i) F M V as of 12/31/69 | Adjusted basis (j) as of 12/31/69 | Excess of col (i) (k) over col (j), if any | |
| | | | -35 |
| | | | -9 |
| | | | -32 |
| | | | -19 |
| | | | |
| | | | -23 |
| | | | -3 |
| | | | -11 |
| | | | -8 |
| | | | -5 |

Form 990PF Part IV - Capital Gains and Losses for Tax on Investment Income - Columns a - d

| List and describe the kind(s) of property sold (e g , real estate, (a) 2-story brick warehouse, or common stock, 200 shs MLC Co) | (b) How acquired P—Purchase D—Donation | (c) Date acquired (mo , day, yr) | (d) Date sold (mo , day, yr) |
|--|---|---|-------------------------------------|
| 878 87 FN 960738 5 5% 01 JAN 2038 | | 2008-05-08 | 2017-08-25 |
| 187 88 FN 993733 5 5% 01 SEP 2023 | | 2010-04-08 | 2017-08-25 |
| 130 75 FNMA POOL 0995244 | | 2016-05-06 | 2017-08-25 |
| 206 23 FNMA POOL 995960 5 0% 12/01/23 | | 2011-04-07 | 2017-08-25 |
| 363 61 FN AA4392 4% 01 APR 2039 | | 2016-04-07 | 2017-08-25 |
| 269 02 FNMA POOL AA7236 4 0% 6/01/39 | | 2012-02-07 | 2017-08-25 |
| 309 67 FNMA POOL AA7681 4 5% 6/1/2039 | | 2016-10-07 | 2017-08-25 |
| 168 05 FN AB4300 3 5% 01 JAN 2042 | | 2017-07-10 | 2017-08-25 |
| 137 59 FNMA POOL 0AB5716 | | 2016-10-11 | 2017-08-25 |
| 96 11 FN AB7931 3% 01 FEB 2043 | | 2017-07-10 | 2017-08-25 |

Form 990PF Part IV - Capital Gains and Losses for Tax on Investment Income - Columns e - h

| (e) Gross sales price | Depreciation allowed (f) (or allowable) | Cost or other basis (g) plus expense of sale | Gain or (loss) (h) (e) plus (f) minus (g) |
|-----------------------|--|---|--|
| 879 | | 886 | -7 |
| 188 | | 201 | -13 |
| 131 | | 143 | -12 |
| 206 | | 220 | -14 |
| 364 | | 391 | -27 |
| 269 | | 285 | -16 |
| 310 | | 340 | -30 |
| 168 | | 173 | -5 |
| 138 | | 144 | -6 |
| 96 | | 96 | |

Form 990PF Part IV - Capital Gains and Losses for Tax on Investment Income - Columns i - l

| Complete only for assets showing gain in column (h) and owned by the foundation on 12/31/69 | | | (I) Gains (Col (h) gain minus col (k), but not less than -0-) or Losses (from col (h)) |
|---|--------------------------------------|---|--|
| (i) F M V as of 12/31/69 | Adjusted basis (j) as of 12/31/69 | Excess of col (i) (k) over col (j), if any | |
| | | | -7 |
| | | | -13 |
| | | | -12 |
| | | | -14 |
| | | | -27 |
| | | | -16 |
| | | | -30 |
| | | | -5 |
| | | | -6 |
| | | | |

Form 990PF Part IV - Capital Gains and Losses for Tax on Investment Income - Columns a - d

| List and describe the kind(s) of property sold (e g , real estate, (a) 2-story brick warehouse, or common stock, 200 shs MLC Co) | (b) How acquired P—Purchase D—Donation | (c) Date acquired (mo , day, yr) | (d) Date sold (mo , day, yr) |
|--|---|---|-------------------------------------|
| 236 83 FN AB9858 3% 01 JUL 2043 | | 2016-10-07 | 2017-08-25 |
| 273 FN MA0258 4 5% 01 DEC 2039 | | 2017-02-07 | 2017-08-25 |
| 633 74 FN MA1062 3% 01 MAY 2027 | | 2012-05-07 | 2017-08-25 |
| 158 8 FNMA POOL 0AD0471 | | 2010-08-09 | 2017-08-25 |
| 722 22 FN AD0963 5 5% 01 SEP 2038 | | 2010-08-09 | 2017-08-25 |
| 51 97 FNMA POOL AD7151 4 0% 7/01/25 | | 2012-12-07 | 2017-08-25 |
| 274 19 FNMA POOL 0AD6432 | | 2012-04-05 | 2017-08-25 |
| 33 18 FNMA POOL 0AE0949 | | 2012-12-10 | 2017-08-25 |
| 514 1 FNMA POOL 0AE0981 | | 2013-03-06 | 2017-08-25 |
| 716 07 FNMA POOL 0AE3066 | | 2011-08-09 | 2017-08-25 |

Form 990PF Part IV - Capital Gains and Losses for Tax on Investment Income - Columns e - h

| (e) Gross sales price | (f) Depreciation allowed (or allowable) | (g) Cost or other basis plus expense of sale | (h) Gain or (loss) (e) plus (f) minus (g) |
|-----------------------|--|---|--|
| 237 | | 246 | -9 |
| 273 | | 296 | -23 |
| 634 | | 664 | -30 |
| 159 | | 172 | -13 |
| 722 | | 780 | -58 |
| 52 | | 56 | -4 |
| 274 | | 292 | -18 |
| 33 | | 36 | -3 |
| 514 | | 543 | -29 |
| 716 | | 743 | -27 |

Form 990PF Part IV - Capital Gains and Losses for Tax on Investment Income - Columns i - l

| Complete only for assets showing gain in column (h) and owned by the foundation on 12/31/69 | | | (l) Gains (Col (h) gain minus col (k), but not less than -0-) or Losses (from col (h)) |
|---|--------------------------------------|---|--|
| (i) F M V as of 12/31/69 | (j) Adjusted basis as of 12/31/69 | (k) Excess of col (i) over col (j), if any | |
| | | | -9 |
| | | | -23 |
| | | | -30 |
| | | | -13 |
| | | | -58 |
| | | | -4 |
| | | | -18 |
| | | | -3 |
| | | | -29 |
| | | | -27 |

| Form 990PF Part IV - Capital Gains and Losses for Tax on Investment Income - Columns a - d | | | |
|--|---|---|-------------------------------------|
| List and describe the kind(s) of property sold (e g , real estate, (a) 2-story brick warehouse, or common stock, 200 shs MLC Co) | (b) How acquired P—Purchase D—Donation | (c) Date acquired (mo , day, yr) | (d) Date sold (mo , day, yr) |
| 115 05 FNMA POOL AE7731 4 5% 11/01/40 | | 2012-12-07 | 2017-08-25 |
| 46 BRIGHTHOUSE FINANCIAL INC | | 2016-07-07 | 2017-08-28 |
| 41 CALATLANTIC GROUP INC | | 2015-03-11 | 2017-08-28 |
| 7 STAMPS COM INC | | 2016-08-01 | 2017-08-28 |
| 167 HORIZON PHARMA PLC | | 2016-07-22 | 2017-08-29 |
| 6 MCCORMICK & CO INC NON-VOTING | | 2017-08-09 | 2017-08-30 |
| 478 TEVA PHARMACEUTICAL INDS SPONS ADR | | 2017-01-18 | 2017-08-30 |
| 706 TEVA PHARMACEUTICAL INDS SPONS ADR | | 2016-07-07 | 2017-08-30 |
| 49 FABRINET | | 2015-10-16 | 2017-08-30 |
| 68 AMERICAN EQUITY INVT LIFE HL | | 2016-03-24 | 2017-08-31 |

Form 990PF Part IV - Capital Gains and Losses for Tax on Investment Income - Columns e - h

| (e) Gross sales price | (f) Depreciation allowed (or allowable) | (g) Cost or other basis plus expense of sale | (h) Gain or (loss) (e) plus (f) minus (g) |
|-----------------------|--|---|--|
| 115 | | 125 | -10 |
| 2,544 | | 2,417 | 127 |
| 1,390 | | 1,813 | -423 |
| 1,330 | | 543 | 787 |
| 2,231 | | 3,145 | -914 |
| 575 | | 583 | -8 |
| 7,428 | | 16,175 | -8,747 |
| 10,970 | | 42,257 | -31,287 |
| 1,907 | | 1,021 | 886 |
| 1,883 | | 1,070 | 813 |

Form 990PF Part IV - Capital Gains and Losses for Tax on Investment Income - Columns i - l

| Complete only for assets showing gain in column (h) and owned by the foundation on 12/31/69 | | | (l) Gains (Col (h) gain minus col (k), but not less than -0-) or Losses (from col (h)) |
|---|--------------------------------------|---|--|
| (i) F M V as of 12/31/69 | (j) Adjusted basis as of 12/31/69 | (k) Excess of col (i) over col (j), if any | |
| | | | -10 |
| | | | 127 |
| | | | -423 |
| | | | 787 |
| | | | -914 |
| | | | -8 |
| | | | -8,747 |
| | | | -31,287 |
| | | | 886 |
| | | | 813 |

| Form 990PF Part IV - Capital Gains and Losses for Tax on Investment Income - Columns a - d | | | |
|--|---|---|-------------------------------------|
| List and describe the kind(s) of property sold (e g , real estate, (a) 2-story brick warehouse, or common stock, 200 shs MLC Co) | (b) How acquired P—Purchase D—Donation | (c) Date acquired (mo , day, yr) | (d) Date sold (mo , day, yr) |
| 101 AMERICAN EQUITY INVT LIFE HL | | 2016-07-05 | 2017-09-06 |
| 1178 GENERAL ELECTRIC CO | | 2016-01-29 | 2017-09-07 |
| 67 GENERAL ELECTRIC CO | | 2017-01-18 | 2017-09-07 |
| 45 FABRINET | | 2015-10-16 | 2017-09-07 |
| 143 AMERICAN EQUITY INVT LIFE HL | | 2016-07-05 | 2017-09-11 |
| 32 CHESAPEAKE UTILS CORP | | 2016-02-08 | 2017-09-11 |
| 89 HILLTOP HOLDINGS INC | | 2015-09-01 | 2017-09-11 |
| 5000 MORGAN STANLEY 5 625% 23 SEP 2019 | | 2017-07-07 | 2017-09-11 |
| 73000 MORGAN STANLEY 5 625% 23 SEP 2019 | | 2016-04-06 | 2017-09-11 |
| 150 RADIAN GROUP INC | | 2015-03-19 | 2017-09-11 |

Form 990PF Part IV - Capital Gains and Losses for Tax on Investment Income - Columns e - h

| (e) Gross sales price | (f) Depreciation allowed (or allowable) | (g) Cost or other basis plus expense of sale | (h) Gain or (loss) (e) plus (f) minus (g) |
|-----------------------|--|---|--|
| 2,806 | | 1,578 | 1,228 |
| 28,295 | | 34,103 | -5,808 |
| 1,609 | | 2,096 | -487 |
| 1,693 | | 937 | 756 |
| 3,840 | | 2,018 | 1,822 |
| 2,547 | | 2,022 | 525 |
| 1,988 | | 1,633 | 355 |
| 5,359 | | 5,341 | 18 |
| 78,237 | | 75,068 | 3,169 |
| 2,502 | | 2,514 | -12 |

Form 990PF Part IV - Capital Gains and Losses for Tax on Investment Income - Columns i - l

| Complete only for assets showing gain in column (h) and owned by the foundation on 12/31/69 | | | (I) Gains (Col (h) gain minus col (k), but not less than -0-) or Losses (from col (h)) |
|---|--------------------------------------|---|--|
| (i) F M V as of 12/31/69 | (j) Adjusted basis as of 12/31/69 | (k) Excess of col (i) over col (j), if any | |
| | | | 1,228 |
| | | | -5,808 |
| | | | -487 |
| | | | 756 |
| | | | 1,822 |
| | | | 525 |
| | | | 355 |
| | | | 18 |
| | | | 3,169 |
| | | | -12 |

| Form 990PF Part IV - Capital Gains and Losses for Tax on Investment Income - Columns a - d | | | |
|--|---|---|-------------------------------------|
| List and describe the kind(s) of property sold (e g , real estate, (a) 2-story brick warehouse, or common stock, 200 shs MLC Co) | (b) How acquired P—Purchase D—Donation | (c) Date acquired (mo , day, yr) | (d) Date sold (mo , day, yr) |
| 77 WESTERN ALLIANCE | | 2016-06-06 | 2017-09-11 |
| 51 FABRINET | | 2015-10-16 | 2017-09-11 |
| 50 FABRINET | | 2015-10-16 | 2017-09-12 |
| 64 CALATLANTIC GROUP INC | | 2015-03-09 | 2017-09-13 |
| 28 KNIGHT-SWIFT TRANSPORTATION | | 2017-06-08 | 2017-09-13 |
| 57 AMERICAN EQUITY INVT LIFE HL | | 2016-07-05 | 2017-09-14 |
| 80000 APPLE INC 1 0% 5/03/18 | | 2016-05-05 | 2017-09-15 |
| 5000 APPLE INC 1 0% 5/03/18 | | 2017-07-07 | 2017-09-15 |
| 15 CHESAPEAKE UTILS CORP | | 2016-01-29 | 2017-09-15 |
| 106 05 FHLMC GOLD G01837 5 0% 7/01/35 | | 2014-07-08 | 2017-09-15 |

Form 990PF Part IV - Capital Gains and Losses for Tax on Investment Income - Columns e - h

| (e) Gross sales price | Depreciation allowed (f) (or allowable) | Cost or other basis (g) plus expense of sale | Gain or (loss) (h) (e) plus (f) minus (g) |
|-----------------------|--|---|--|
| 3,580 | | 2,938 | 642 |
| 1,925 | | 1,062 | 863 |
| 1,909 | | 1,042 | 867 |
| 2,259 | | 2,817 | -558 |
| 11 | | 10 | 1 |
| 1,560 | | 805 | 755 |
| 79,822 | | 79,788 | 34 |
| 4,989 | | 4,990 | -1 |
| 1,207 | | 944 | 263 |
| 106 | | 118 | -12 |

Form 990PF Part IV - Capital Gains and Losses for Tax on Investment Income - Columns i - l

| Complete only for assets showing gain in column (h) and owned by the foundation on 12/31/69 | | | (I) Gains (Col (h) gain minus col (k), but not less than -0-) or Losses (from col (h)) |
|---|--------------------------------------|---|--|
| (i) F M V as of 12/31/69 | Adjusted basis (j) as of 12/31/69 | Excess of col (i) (k) over col (j), if any | |
| | | | 642 |
| | | | 863 |
| | | | 867 |
| | | | -558 |
| | | | 1 |
| | | | 755 |
| | | | 34 |
| | | | -1 |
| | | | 263 |
| | | | -12 |

| Form 990PF Part IV - Capital Gains and Losses for Tax on Investment Income - Columns a - d | | | |
|--|---|---|-------------------------------------|
| List and describe the kind(s) of property sold (e g , real estate, (a) 2-story brick warehouse, or common stock, 200 shs MLC Co) | (b) How acquired P—Purchase D—Donation | (c) Date acquired (mo , day, yr) | (d) Date sold (mo , day, yr) |
| 30 03 FHLMC GOLD G01853 4 5% 8/01/35 | | 2012-12-07 | 2017-09-15 |
| 313 23 FG G05937 4 5% 01 AUG 2040 | | 2012-03-06 | 2017-09-15 |
| 217 25 FG G05408 5% 01 DEC 2036 | | 2012-07-09 | 2017-09-15 |
| 37 25 FG G05676 4% 01 NOV 2039 | | 2012-12-07 | 2017-09-15 |
| 56 72 FG G07810 4 5% 01 MAY 2042 | | 2015-07-07 | 2017-09-15 |
| 537 21 FG G15100 2 5% 01 JUL 2028 | | 2016-10-11 | 2017-09-15 |
| 753 35 FG G14496 3% 01 JUN 2027 | | 2016-10-11 | 2017-09-15 |
| 99 34 FED'L HOME LOAN MTGE CORP GRP G08051 | | 2015-04-07 | 2017-09-15 |
| 89 63 FHLMC POOL G0-8331 | | 2014-07-08 | 2017-09-15 |
| 924 47 FHLMC GOLD G08667 3 5% 9/01/45 | | 2016-10-07 | 2017-09-15 |

Form 990PF Part IV - Capital Gains and Losses for Tax on Investment Income - Columns e - h

| (e) Gross sales price | (f) Depreciation allowed (or allowable) | (g) Cost or other basis plus expense of sale | (h) Gain or (loss) (e) plus (f) minus (g) |
|-----------------------|--|---|--|
| 30 | | 32 | -2 |
| 313 | | 334 | -21 |
| 217 | | 235 | -18 |
| 37 | | 40 | -3 |
| 57 | | 62 | -5 |
| 537 | | 556 | -19 |
| 753 | | 790 | -37 |
| 99 | | 111 | -12 |
| 90 | | 97 | -7 |
| 924 | | 973 | -49 |

Form 990PF Part IV - Capital Gains and Losses for Tax on Investment Income - Columns i - l

| Complete only for assets showing gain in column (h) and owned by the foundation on 12/31/69 | | | (l) Gains (Col (h) gain minus col (k), but not less than -0-) or Losses (from col (h)) |
|---|--------------------------------------|---|--|
| (i) F M V as of 12/31/69 | (j) Adjusted basis as of 12/31/69 | (k) Excess of col (i) over col (j), if any | |
| | | | -2 |
| | | | -21 |
| | | | -18 |
| | | | -3 |
| | | | -5 |
| | | | -19 |
| | | | -37 |
| | | | -12 |
| | | | -7 |
| | | | -49 |

| Form 990PF Part IV - Capital Gains and Losses for Tax on Investment Income - Columns a - d | | | |
|--|---|---|-------------------------------------|
| List and describe the kind(s) of property sold (e g , real estate, (a) 2-story brick warehouse, or common stock, 200 shs MLC Co) | (b) How acquired P—Purchase D—Donation | (c) Date acquired (mo , day, yr) | (d) Date sold (mo , day, yr) |
| 1203 75 FHLMC GOLD G08681 3 5% 12/01/45 | | 2016-01-12 | 2017-09-15 |
| 185 09 FHLMC POOL #G0-8687 | | 2017-07-10 | 2017-09-15 |
| 580 2 FHLMC POOL #G0-8694 | | 2016-10-20 | 2017-09-15 |
| 1352 2 FHLMC GOLD G18536 2 5% 1/01/30 | | 2015-02-06 | 2017-09-15 |
| 172 89 FG G18553 2 5% 01 MAY 2030 | | 2015-07-07 | 2017-09-15 |
| 576 3519 FG G18557 3% 01 JUN 2030 | | 2015-09-08 | 2017-09-15 |
| 120 8481 FG G18557 3% 01 JUN 2030 | | 2017-07-11 | 2017-09-15 |
| 110 34 FG G18622 2 5% 01 DEC 2031 | | 2017-07-11 | 2017-09-15 |
| 1212 78 FHLMC GOLD J17508 3 0% 12/01/26 | | 2016-07-08 | 2017-09-15 |
| 93 23 FHLMC POOL C0-3531 | | 2015-07-07 | 2017-09-15 |

Form 990PF Part IV - Capital Gains and Losses for Tax on Investment Income - Columns e - h

| (e) Gross sales price | (f) Depreciation allowed (or allowable) | (g) Cost or other basis plus expense of sale | (h) Gain or (loss) (e) plus (f) minus (g) |
|-----------------------|--|---|--|
| 1,204 | | 1,249 | -45 |
| 185 | | 190 | -5 |
| 580 | | 622 | -42 |
| 1,352 | | 1,395 | -43 |
| 173 | | 176 | -3 |
| 576 | | 598 | -22 |
| 121 | | 124 | -3 |
| 110 | | 111 | -1 |
| 1,213 | | 1,277 | -64 |
| 93 | | 99 | -6 |

Form 990PF Part IV - Capital Gains and Losses for Tax on Investment Income - Columns i - l

| Complete only for assets showing gain in column (h) and owned by the foundation on 12/31/69 | | | (l) Gains (Col (h) gain minus col (k), but not less than -0-) or Losses (from col (h)) |
|---|--------------------------------------|---|--|
| (i) F M V as of 12/31/69 | (j) Adjusted basis as of 12/31/69 | (k) Excess of col (i) over col (j), if any | |
| | | | -45 |
| | | | -5 |
| | | | -42 |
| | | | -43 |
| | | | -3 |
| | | | -22 |
| | | | -3 |
| | | | -1 |
| | | | -64 |
| | | | -6 |

| Form 990PF Part IV - Capital Gains and Losses for Tax on Investment Income - Columns a - d | | | |
|--|---|---|-------------------------------------|
| List and describe the kind(s) of property sold (e g , real estate, (a) 2-story brick warehouse, or common stock, 200 shs MLC Co) | (b) How acquired P—Purchase D—Donation | (c) Date acquired (mo , day, yr) | (d) Date sold (mo , day, yr) |
| 27 53 FG A87580 5% 01 JUL 2039 | | 2012-12-07 | 2017-09-15 |
| 50 64 FG A92179 5% 01 MAY 2040 | | 2015-07-07 | 2017-09-15 |
| 530 19 FG A95147 4% 01 NOV 2040 | | 2012-06-11 | 2017-09-15 |
| 41 83 FG A97420 4% 01 MAR 2041 | | 2017-07-10 | 2017-09-15 |
| 516 3 FG A12809 4 5% 01 AUG 2033 | | 2016-10-07 | 2017-09-15 |
| 65 18 FG Q00866 4 5% 01 MAY 2041 | | 2017-07-11 | 2017-09-15 |
| 129 27 FHLMC GOLD Q00285 4 5% 4/01/41 | | 2015-04-07 | 2017-09-15 |
| 622 64 FHLMC POOL #G6-0080 | | 2015-08-07 | 2017-09-15 |
| 51 HUNTSMAN CORP | | 2016-06-15 | 2017-09-15 |
| 222 BOYD GAMING CORP COM | | 2016-03-03 | 2017-09-18 |

Form 990PF Part IV - Capital Gains and Losses for Tax on Investment Income - Columns e - h

| (e) Gross sales price | Depreciation allowed (f) (or allowable) | Cost or other basis (g) plus expense of sale | Gain or (loss) (h) (e) plus (f) minus (g) |
|-----------------------|--|---|--|
| 28 | | 30 | -2 |
| 51 | | 56 | -5 |
| 530 | | 569 | -39 |
| 42 | | 44 | -2 |
| 516 | | 568 | -52 |
| 65 | | 70 | -5 |
| 129 | | 141 | -12 |
| 623 | | 648 | -25 |
| 1,414 | | 788 | 626 |
| 5,810 | | 3,975 | 1,835 |

Form 990PF Part IV - Capital Gains and Losses for Tax on Investment Income - Columns i - l

| Complete only for assets showing gain in column (h) and owned by the foundation on 12/31/69 | | | (l) Gains (Col (h) gain minus col (k), but not less than -0-) or Losses (from col (h)) |
|---|--------------------------------------|---|---|
| (i) F M V as of 12/31/69 | Adjusted basis (j) as of 12/31/69 | Excess of col (i) (k) over col (j), if any | |
| | | | -2 |
| | | | -5 |
| | | | -39 |
| | | | -2 |
| | | | -52 |
| | | | -5 |
| | | | -12 |
| | | | -25 |
| | | | 626 |
| | | | 1,835 |

| Form 990PF Part IV - Capital Gains and Losses for Tax on Investment Income - Columns a - d | | | |
|--|---|---|-------------------------------------|
| List and describe the kind(s) of property sold (e g , real estate, (a) 2-story brick warehouse, or common stock, 200 shs MLC Co) | (b) How acquired P—Purchase D—Donation | (c) Date acquired (mo , day, yr) | (d) Date sold (mo , day, yr) |
| 57 CALATLANTIC GROUP INC | | 2015-03-12 | 2017-09-18 |
| 49 GRANITE CONSTR INC | | 2016-07-07 | 2017-09-18 |
| 61 MATSON INC | | 2016-09-07 | 2017-09-18 |
| 59 SUPERNUS PHARMACEUTICALS INC | | 2015-11-30 | 2017-09-18 |
| 145 ORBITAL ATK INC | | 2016-08-11 | 2017-09-19 |
| 11 CHESAPEAKE UTILS CORP | | 2016-01-29 | 2017-09-20 |
| 47 SUPERNUS PHARMACEUTICALS INC | | 2015-11-30 | 2017-09-20 |
| 103 AMERICAN EQUITY INVT LIFE HL | | 2016-07-05 | 2017-09-22 |
| 55 APPLIED OPTOELECTRONICS INC | | 2017-04-28 | 2017-09-22 |
| 54 CALATLANTIC GROUP INC | | 2015-03-12 | 2017-09-22 |

Form 990PF Part IV - Capital Gains and Losses for Tax on Investment Income - Columns e - h

| (e) Gross sales price | Depreciation allowed (f) (or allowable) | Cost or other basis (g) plus expense of sale | Gain or (loss) (h) (e) plus (f) minus (g) |
|-----------------------|--|---|--|
| 1,993 | | 2,507 | -514 |
| 2,803 | | 2,099 | 704 |
| 1,583 | | 2,472 | -889 |
| 2,929 | | 982 | 1,947 |
| 19,152 | | 11,993 | 7,159 |
| 856 | | 688 | 168 |
| 1,739 | | 779 | 960 |
| 2,925 | | 1,454 | 1,471 |
| 3,505 | | 2,673 | 832 |
| 1,906 | | 2,373 | -467 |

Form 990PF Part IV - Capital Gains and Losses for Tax on Investment Income - Columns i - l

| Complete only for assets showing gain in column (h) and owned by the foundation on 12/31/69 | | | (I) Gains (Col (h) gain minus col (k), but not less than -0-) or Losses (from col (h)) |
|---|--------------------------------------|---|--|
| (i) F M V as of 12/31/69 | Adjusted basis (j) as of 12/31/69 | Excess of col (i) (k) over col (j), if any | |
| | | | -514 |
| | | | 704 |
| | | | -889 |
| | | | 1,947 |
| | | | 7,159 |
| | | | 168 |
| | | | 960 |
| | | | 1,471 |
| | | | 832 |
| | | | -467 |

| Form 990PF Part IV - Capital Gains and Losses for Tax on Investment Income - Columns a - d | | | |
|--|---|---|-------------------------------------|
| List and describe the kind(s) of property sold (e g , real estate, (a) 2-story brick warehouse, or common stock, 200 shs MLC Co) | (b) How acquired P—Purchase D—Donation | (c) Date acquired (mo , day, yr) | (d) Date sold (mo , day, yr) |
| 18 COHERENT INC | | 2014-12-15 | 2017-09-22 |
| 166 91 FEDERAL NAT'L MTGE ASSN POOL 254868 | | 2016-10-07 | 2017-09-25 |
| 182 23 FNMA POOL 0357688 5 0% 1/01/35 | | 2014-06-06 | 2017-09-25 |
| 83 06 FNMA POOL 0AH3431 | | 2012-12-12 | 2017-09-25 |
| 720 84 FNMA POOL 0AH5575 | | 2013-07-11 | 2017-09-25 |
| 151 55 FN AH5800 3 5% 01 FEB 2026 | | 2016-05-06 | 2017-09-25 |
| 654 07 FNMA POOL AH6827 4 0% 3/01/26 | | 2011-08-09 | 2017-09-25 |
| 1695 28 FN AJ7715 3% 01 DEC 2026 | | 2016-11-07 | 2017-09-25 |
| 43 5 FNMA POOL AJ9355 3 0% 1/01/27 | | 2012-12-07 | 2017-09-25 |
| 965 81 FNMA POOL AL0393 4 5% 6/01/41 | | 2011-11-04 | 2017-09-25 |

Form 990PF Part IV - Capital Gains and Losses for Tax on Investment Income - Columns e - h

| (e) Gross sales price | Depreciation allowed (f) (or allowable) | Cost or other basis (g) plus expense of sale | Gain or (loss) (h) (e) plus (f) minus (g) |
|-----------------------|--|---|--|
| 4,621 | | 1,064 | 3,557 |
| 167 | | 186 | -19 |
| 182 | | 202 | -20 |
| 83 | | 88 | -5 |
| 721 | | 746 | -25 |
| 152 | | 161 | -9 |
| 654 | | 687 | -33 |
| 1,695 | | 1,779 | -84 |
| 44 | | 46 | -2 |
| 966 | | 1,027 | -61 |

Form 990PF Part IV - Capital Gains and Losses for Tax on Investment Income - Columns i - l

| Complete only for assets showing gain in column (h) and owned by the foundation on 12/31/69 | | | (l) Gains (Col (h) gain minus col (k), but not less than -0-) or Losses (from col (h)) |
|---|--------------------------------------|---|--|
| (i) F M V as of 12/31/69 | Adjusted basis (j) as of 12/31/69 | Excess of col (i) (k) over col (j), if any | |
| | | | 3,557 |
| | | | -19 |
| | | | -20 |
| | | | -5 |
| | | | -25 |
| | | | -9 |
| | | | -33 |
| | | | -84 |
| | | | -2 |
| | | | -61 |

| Form 990PF Part IV - Capital Gains and Losses for Tax on Investment Income - Columns a - d | | | |
|--|---|---|-------------------------------------|
| List and describe the kind(s) of property sold (e g , real estate, (a) 2-story brick warehouse, or common stock, 200 shs MLC Co) | (b) How acquired P—Purchase D—Donation | (c) Date acquired (mo , day, yr) | (d) Date sold (mo , day, yr) |
| 239 81 FN AL5537 4 5% 01 APR 2044 | | 2016-03-07 | 2017-09-25 |
| 70 49 FNMA POOL # AL5931 3 5% 9/01/28 | | 2016-03-07 | 2017-09-25 |
| 141 59 FN AL7767 4 5% 01 JUN 2044 | | 2017-07-10 | 2017-09-25 |
| 139 84 FN AL8153 3% 01 MAR 2031 | | 2017-07-11 | 2017-09-25 |
| 554 03 FNMA POOL AQ0546 3 5% 11/01/42 | | 2013-07-08 | 2017-09-25 |
| 127 88 FNMA POOL # AS4991 3 5% 5/01/45 | | 2017-02-07 | 2017-09-25 |
| 1178 35 FNMA POOL # AS6191 3 5% 11/01/45 | | 2016-03-07 | 2017-09-25 |
| 376 82 FN AS6520 3 5% 01 JAN 2046 | | 2016-10-07 | 2017-09-25 |
| 619 32 FN AS6515 4% 01 JAN 2046 | | 2017-07-10 | 2017-09-25 |
| 542 94 FNMA POOL # AT2062 2 5% 4/01/28 | | 2014-03-07 | 2017-09-25 |

Form 990PF Part IV - Capital Gains and Losses for Tax on Investment Income - Columns e - h

| (e) Gross sales price | Depreciation allowed (f) (or allowable) | Cost or other basis (g) plus expense of sale | Gain or (loss) (h) (e) plus (f) minus (g) |
|-----------------------|--|---|--|
| 240 | | 262 | -22 |
| 70 | | 75 | -5 |
| 142 | | 153 | -11 |
| 140 | | 144 | -4 |
| 554 | | 553 | 1 |
| 128 | | 132 | -4 |
| 1,178 | | 1,233 | -55 |
| 377 | | 397 | -20 |
| 619 | | 660 | -41 |
| 543 | | 544 | -1 |

Form 990PF Part IV - Capital Gains and Losses for Tax on Investment Income - Columns i - l

| Complete only for assets showing gain in column (h) and owned by the foundation on 12/31/69 | | | (l) Gains (Col (h) gain minus col (k), but not less than -0-) or Losses (from col (h)) |
|---|--------------------------------------|---|--|
| (i) F M V as of 12/31/69 | Adjusted basis (j) as of 12/31/69 | Excess of col (i) (k) over col (j), if any | |
| | | | -22 |
| | | | -5 |
| | | | -11 |
| | | | -4 |
| | | | 1 |
| | | | -4 |
| | | | -55 |
| | | | -20 |
| | | | -41 |
| | | | -1 |

| Form 990PF Part IV - Capital Gains and Losses for Tax on Investment Income - Columns a - d | | | |
|--|---|---|-------------------------------------|
| List and describe the kind(s) of property sold (e g , real estate, (a) 2-story brick warehouse, or common stock, 200 shs MLC Co) | (b) How acquired P—Purchase D—Donation | (c) Date acquired (mo , day, yr) | (d) Date sold (mo , day, yr) |
| 527 14 FNMA POOL AT2720 3% 5/1/43 | | 2015-02-06 | 2017-09-25 |
| 124 39 FN AT7857 2 5% 01 JUN 2028 | | 2016-10-11 | 2017-09-25 |
| 594 04 FNMA POOL OAU3735 | | 2014-11-07 | 2017-09-25 |
| 180 25 FN AX5306 3 5% 01 JAN 2027 | | 2017-07-11 | 2017-09-25 |
| 456 06 FNMA POOL 735580 5 0% 6/01/35 | | 2011-08-09 | 2017-09-25 |
| 57 9 FEDERAL NAT'L MTGE ASSN POOL 735912 | | 2010-04-08 | 2017-09-25 |
| 464 9 FNMA POOL 0735989 | | 2011-04-07 | 2017-09-25 |
| 139 65 FEDERAL NAT'L MTGE ASSN POOL 745275 | | 2012-12-10 | 2017-09-25 |
| 273 4 FEDERAL NAT'L MTGE ASSN POOL 745148 | | 2016-03-07 | 2017-09-25 |
| 164 75 FNMA POOL 0745870 | | 2016-05-06 | 2017-09-25 |

Form 990PF Part IV - Capital Gains and Losses for Tax on Investment Income - Columns e - h

| (e) Gross sales price | (f) Depreciation allowed (or allowable) | (g) Cost or other basis plus expense of sale | (h) Gain or (loss) (e) plus (f) minus (g) |
|-----------------------|--|---|--|
| 527 | | 543 | -16 |
| 124 | | 129 | -5 |
| 594 | | 594 | |
| 180 | | 188 | -8 |
| 456 | | 492 | -36 |
| 58 | | 61 | -3 |
| 465 | | 499 | -34 |
| 140 | | 152 | -12 |
| 273 | | 305 | -32 |
| 165 | | 184 | -19 |

Form 990PF Part IV - Capital Gains and Losses for Tax on Investment Income - Columns i - l

| Complete only for assets showing gain in column (h) and owned by the foundation on 12/31/69 | | | (l) Gains (Col (h) gain minus col (k), but not less than -0-) or Losses (from col (h)) |
|---|--------------------------------------|---|--|
| (i) F M V as of 12/31/69 | (j) Adjusted basis as of 12/31/69 | (k) Excess of col (i) over col (j), if any | |
| | | | -16 |
| | | | -5 |
| | | | |
| | | | -8 |
| | | | -36 |
| | | | -3 |
| | | | -34 |
| | | | -12 |
| | | | -32 |
| | | | -19 |

| Form 990PF Part IV - Capital Gains and Losses for Tax on Investment Income - Columns a - d | | | |
|--|---|---|-------------------------------------|
| List and describe the kind(s) of property sold (e g , real estate, (a) 2-story brick warehouse, or common stock, 200 shs MLC Co) | (b) How acquired P—Purchase D—Donation | (c) Date acquired (mo , day, yr) | (d) Date sold (mo , day, yr) |
| 50 72 FN BM1036 2 5% 01 FEB 2032 | | 2017-07-11 | 2017-09-25 |
| 279 75 FNMA POOL 0889183 | | 2011-04-08 | 2017-09-25 |
| 285 1 FN 889279 5% 01 MAR 2023 | | 2008-05-08 | 2017-09-25 |
| 320 29 FN 890193 3 5% 01 AUG 2025 | | 2016-10-11 | 2017-09-25 |
| 262 55 FN 889323 5 5% 01 NOV 2022 | | 2008-05-08 | 2017-09-25 |
| 44 95 FNMA POOL 931675 5 5% 1/01/18 | | 2011-06-07 | 2017-09-25 |
| 43 15 FN 960738 5 5% 01 JAN 2038 | | 2008-05-08 | 2017-09-25 |
| 179 59 FN 993733 5 5% 01 SEP 2023 | | 2010-04-08 | 2017-09-25 |
| 183 94 FNMA POOL 0995244 | | 2016-05-06 | 2017-09-25 |
| 256 33 FNMA POOL 995960 5 0% 12/01/23 | | 2011-04-07 | 2017-09-25 |

Form 990PF Part IV - Capital Gains and Losses for Tax on Investment Income - Columns e - h

| (e) Gross sales price | (f) Depreciation allowed (or allowable) | (g) Cost or other basis plus expense of sale | (h) Gain or (loss) (e) plus (f) minus (g) |
|-----------------------|--|---|--|
| 51 | | 51 | |
| 280 | | 303 | -23 |
| 285 | | 287 | -2 |
| 320 | | 338 | -18 |
| 263 | | 269 | -6 |
| 45 | | 49 | -4 |
| 43 | | 44 | -1 |
| 180 | | 192 | -12 |
| 184 | | 201 | -17 |
| 256 | | 273 | -17 |

Form 990PF Part IV - Capital Gains and Losses for Tax on Investment Income - Columns i - l

| Complete only for assets showing gain in column (h) and owned by the foundation on 12/31/69 | | | (l) Gains (Col (h) gain minus col (k), but not less than -0-) or Losses (from col (h)) |
|---|--------------------------------------|---|--|
| (i) F M V as of 12/31/69 | (j) Adjusted basis as of 12/31/69 | (k) Excess of col (i) over col (j), if any | |
| | | | |
| | | | -23 |
| | | | -2 |
| | | | -18 |
| | | | -6 |
| | | | -4 |
| | | | -1 |
| | | | -12 |
| | | | -17 |
| | | | -17 |

| Form 990PF Part IV - Capital Gains and Losses for Tax on Investment Income - Columns a - d | | | |
|--|---|---|-------------------------------------|
| List and describe the kind(s) of property sold (e g , real estate, (a) 2-story brick warehouse, or common stock, 200 shs MLC Co) | (b) How acquired P—Purchase D—Donation | (c) Date acquired (mo , day, yr) | (d) Date sold (mo , day, yr) |
| 490 46 FN AA4392 4% 01 APR 2039 | | 2016-04-07 | 2017-09-25 |
| 70 22 FNMA POOL AA7236 4 0% 6/01/39 | | 2012-02-07 | 2017-09-25 |
| 249 24 FNMA POOL AA7681 4 5% 6/1/2039 | | 2016-10-07 | 2017-09-25 |
| 202 52 FN AB4300 3 5% 01 JAN 2042 | | 2017-07-10 | 2017-09-25 |
| 153 15 FNMA POOL 0AB5716 | | 2016-10-11 | 2017-09-25 |
| 174 46 FN AB7931 3% 01 FEB 2043 | | 2017-07-10 | 2017-09-25 |
| 313 49 FN AB9858 3% 01 JUL 2043 | | 2016-10-07 | 2017-09-25 |
| 261 97 FN MA0258 4 5% 01 DEC 2039 | | 2017-02-07 | 2017-09-25 |
| 488 97 FN MA1062 3% 01 MAY 2027 | | 2012-05-07 | 2017-09-25 |
| 163 44 FNMA POOL 0AD0471 | | 2010-08-09 | 2017-09-25 |

Form 990PF Part IV - Capital Gains and Losses for Tax on Investment Income - Columns e - h

| (e) Gross sales price | (f) Depreciation allowed (or allowable) | (g) Cost or other basis plus expense of sale | (h) Gain or (loss) (e) plus (f) minus (g) |
|-----------------------|--|---|--|
| 490 | | 527 | -37 |
| 70 | | 74 | -4 |
| 249 | | 274 | -25 |
| 203 | | 209 | -6 |
| 153 | | 161 | -8 |
| 174 | | 175 | -1 |
| 313 | | 326 | -13 |
| 262 | | 284 | -22 |
| 489 | | 512 | -23 |
| 163 | | 177 | -14 |

Form 990PF Part IV - Capital Gains and Losses for Tax on Investment Income - Columns i - l

| Complete only for assets showing gain in column (h) and owned by the foundation on 12/31/69 | | | (l) Gains (Col (h) gain minus col (k), but not less than -0-) or Losses (from col (h)) |
|---|--------------------------------------|---|--|
| (i) F M V as of 12/31/69 | (j) Adjusted basis as of 12/31/69 | (k) Excess of col (i) over col (j), if any | |
| | | | -37 |
| | | | -4 |
| | | | -25 |
| | | | -6 |
| | | | -8 |
| | | | -1 |
| | | | -13 |
| | | | -22 |
| | | | -23 |
| | | | -14 |

Form 990PF Part IV - Capital Gains and Losses for Tax on Investment Income - Columns a - d

| List and describe the kind(s) of property sold (e g , real estate, (a) 2-story brick warehouse, or common stock, 200 shs MLC Co) | (b) How acquired P—Purchase D—Donation | (c) Date acquired (mo , day, yr) | (d) Date sold (mo , day, yr) |
|--|---|---|-------------------------------------|
| 226 92 FN AD0963 5 5% 01 SEP 2038 | | 2010-08-09 | 2017-09-25 |
| 60 88 FNMA POOL AD7151 4 0% 7/01/25 | | 2012-12-07 | 2017-09-25 |
| 255 07 FNMA POOL 0AD6432 | | 2012-04-05 | 2017-09-25 |
| 34 12 FNMA POOL 0AE0949 | | 2012-12-10 | 2017-09-25 |
| 596 32 FNMA POOL 0AE0981 | | 2013-03-06 | 2017-09-25 |
| 735 68 FNMA POOL 0AE3066 | | 2011-08-09 | 2017-09-25 |
| 95 76 FNMA POOL AE7731 4 5% 11/01/40 | | 2012-12-07 | 2017-09-25 |
| 125 67 FHLMC GOLD G01837 5 0% 7/01/35 | | 2014-07-08 | 2017-10-02 |
| 12 27 FHLMC GOLD G01853 4 5% 8/01/35 | | 2012-12-07 | 2017-10-02 |
| 276 37 FG G05937 4 5% 01 AUG 2040 | | 2012-03-06 | 2017-10-02 |

Form 990PF Part IV - Capital Gains and Losses for Tax on Investment Income - Columns e - h

| (e) Gross sales price | (f) Depreciation allowed (or allowable) | (g) Cost or other basis plus expense of sale | (h) Gain or (loss) (e) plus (f) minus (g) |
|-----------------------|--|---|--|
| 227 | | 245 | -18 |
| 61 | | 65 | -4 |
| 255 | | 272 | -17 |
| 34 | | 37 | -3 |
| 596 | | 630 | -34 |
| 736 | | 763 | -27 |
| 96 | | 104 | -8 |
| 126 | | 139 | -13 |
| 12 | | 13 | -1 |
| 276 | | 295 | -19 |

Form 990PF Part IV - Capital Gains and Losses for Tax on Investment Income - Columns i - l

| Complete only for assets showing gain in column (h) and owned by the foundation on 12/31/69 | | | (l) Gains (Col (h) gain minus col (k), but not less than -0-) or Losses (from col (h)) |
|---|--------------------------------------|---|--|
| (i) F M V as of 12/31/69 | (j) Adjusted basis as of 12/31/69 | (k) Excess of col (i) over col (j), if any | |
| | | | -18 |
| | | | -4 |
| | | | -17 |
| | | | -3 |
| | | | -34 |
| | | | -27 |
| | | | -8 |
| | | | -13 |
| | | | -1 |
| | | | -19 |

Form 990PF Part IV - Capital Gains and Losses for Tax on Investment Income - Columns a - d

| List and describe the kind(s) of property sold (e g , real estate, (a) 2-story brick warehouse, or common stock, 200 shs MLC Co) | (b) How acquired P—Purchase D—Donation | (c) Date acquired (mo , day, yr) | (d) Date sold (mo , day, yr) |
|--|---|---|-------------------------------------|
| 179 16 FG G05408 5% 01 DEC 2036 | | 2012-07-09 | 2017-10-02 |
| 34 71 FG G05676 4% 01 NOV 2039 | | 2012-12-07 | 2017-10-02 |
| 44 23 FG G07810 4 5% 01 MAY 2042 | | 2015-07-07 | 2017-10-02 |
| 600 23 FG G15100 2 5% 01 JUL 2028 | | 2016-10-11 | 2017-10-02 |
| 544 16 FG G14496 3% 01 JUN 2027 | | 2016-10-11 | 2017-10-02 |
| 148 3 FED'L HOME LOAN MTGE CORP GRP G08051 | | 2015-04-07 | 2017-10-02 |
| 112 2 FHLMC POOL G0-8331 | | 2014-07-08 | 2017-10-02 |
| 848 99 FHLMC GOLD G08667 3 5% 9/01/45 | | 2016-10-07 | 2017-10-02 |
| 1106 77 FHLMC GOLD G08681 3 5% 12/01/45 | | 2016-01-12 | 2017-10-02 |
| 174 42 FHLMC POOL #G0-8687 | | 2017-07-10 | 2017-10-02 |

Form 990PF Part IV - Capital Gains and Losses for Tax on Investment Income - Columns e - h

| (e) Gross sales price | (f) Depreciation allowed (or allowable) | (g) Cost or other basis plus expense of sale | (h) Gain or (loss) (e) plus (f) minus (g) |
|-----------------------|--|---|--|
| 179 | | 194 | -15 |
| 35 | | 37 | -2 |
| 44 | | 48 | -4 |
| 600 | | 621 | -21 |
| 544 | | 571 | -27 |
| 148 | | 166 | -18 |
| 112 | | 121 | -9 |
| 849 | | 894 | -45 |
| 1,107 | | 1,149 | -42 |
| 174 | | 179 | -5 |

Form 990PF Part IV - Capital Gains and Losses for Tax on Investment Income - Columns i - l

| Complete only for assets showing gain in column (h) and owned by the foundation on 12/31/69 | | | (l) Gains (Col (h) gain minus col (k), but not less than -0-) or Losses (from col (h)) |
|---|--------------------------------------|---|--|
| (i) F M V as of 12/31/69 | (j) Adjusted basis as of 12/31/69 | (k) Excess of col (i) over col (j), if any | |
| | | | -15 |
| | | | -2 |
| | | | -4 |
| | | | -21 |
| | | | -27 |
| | | | -18 |
| | | | -9 |
| | | | -45 |
| | | | -42 |
| | | | -5 |

| Form 990PF Part IV - Capital Gains and Losses for Tax on Investment Income - Columns a - d | | | |
|--|---|---|-------------------------------------|
| List and describe the kind(s) of property sold (e g , real estate, (a) 2-story brick warehouse, or common stock, 200 shs MLC Co) | (b) How acquired P—Purchase D—Donation | (c) Date acquired (mo , day, yr) | (d) Date sold (mo , day, yr) |
| 561 51 FHLMC POOL #G0-8694 | | 2016-10-20 | 2017-10-02 |
| 1021 2 FHLMC GOLD G18536 2 5% 1/01/30 | | 2015-02-06 | 2017-10-02 |
| 137 51 FG G18553 2 5% 01 MAY 2030 | | 2015-07-07 | 2017-10-02 |
| 130 9 FG G18557 3% 01 JUN 2030 | | 2017-07-11 | 2017-10-02 |
| 624 28 FG G18557 3% 01 JUN 2030 | | 2015-09-08 | 2017-10-02 |
| 104 68 FG G18622 2 5% 01 DEC 2031 | | 2017-07-11 | 2017-10-02 |
| 1075 02 FHLMC GOLD J17508 3 0% 12/01/26 | | 2016-07-08 | 2017-10-02 |
| 52 13 FHLMC POOL C0-3531 | | 2015-07-07 | 2017-10-02 |
| 50 26 FG A87580 5% 01 JUL 2039 | | 2012-12-07 | 2017-10-02 |
| 120 31 FG A92179 5% 01 MAY 2040 | | 2015-07-07 | 2017-10-02 |

Form 990PF Part IV - Capital Gains and Losses for Tax on Investment Income - Columns e - h

| (e) Gross sales price | Depreciation allowed (f) (or allowable) | Cost or other basis (g) plus expense of sale | Gain or (loss) (h) (e) plus (f) minus (g) |
|-----------------------|--|---|--|
| 562 | | 602 | -40 |
| 1,021 | | 1,053 | -32 |
| 138 | | 140 | -2 |
| 131 | | 135 | -4 |
| 624 | | 648 | -24 |
| 105 | | 105 | |
| 1,075 | | 1,129 | -54 |
| 52 | | 55 | -3 |
| 50 | | 54 | -4 |
| 120 | | 133 | -13 |

Form 990PF Part IV - Capital Gains and Losses for Tax on Investment Income - Columns i - l

| Complete only for assets showing gain in column (h) and owned by the foundation on 12/31/69 | | | (I) Gains (Col (h) gain minus col (k), but not less than -0-) or Losses (from col (h)) |
|---|--------------------------------------|---|--|
| (i) F M V as of 12/31/69 | Adjusted basis (j) as of 12/31/69 | Excess of col (i) (k) over col (j), if any | |
| | | | -40 |
| | | | -32 |
| | | | -2 |
| | | | -4 |
| | | | -24 |
| | | | |
| | | | -54 |
| | | | -3 |
| | | | -4 |
| | | | -13 |

Form 990PF Part IV - Capital Gains and Losses for Tax on Investment Income - Columns a - d

| List and describe the kind(s) of property sold (e g , real estate, (a) 2-story brick warehouse, or common stock, 200 shs MLC Co) | (b) How acquired P—Purchase D—Donation | (c) Date acquired (mo , day, yr) | (d) Date sold (mo , day, yr) |
|--|---|---|-------------------------------------|
| 651 55 FG A95147 4% 01 NOV 2040 | | 2012-06-11 | 2017-10-02 |
| 50 33 FG A97420 4% 01 MAR 2041 | | 2017-07-10 | 2017-10-02 |
| 1394 16 FG A12809 4 5% 01 AUG 2033 | | 2016-10-07 | 2017-10-02 |
| 147 54 FG Q00866 4 5% 01 MAY 2041 | | 2017-07-11 | 2017-10-02 |
| 77 05 FHLMC GOLD Q00285 4 5% 4/01/41 | | 2015-04-07 | 2017-10-02 |
| 535 6 FHLMC POOL #G6-0080 | | 2015-08-07 | 2017-10-02 |
| 153 91 FEDERAL NAT'L MTGE ASSN POOL 254868 | | 2016-10-07 | 2017-10-02 |
| 230 61 FNMA POOL 0357688 5 0% 1/01/35 | | 2014-06-06 | 2017-10-02 |
| 68 53 FNMA POOL 0AH3431 | | 2012-12-12 | 2017-10-02 |
| 570 29 FNMA POOL 0AH5575 | | 2013-07-11 | 2017-10-02 |

Form 990PF Part IV - Capital Gains and Losses for Tax on Investment Income - Columns e - h

| (e) Gross sales price | (f) Depreciation allowed (or allowable) | (g) Cost or other basis plus expense of sale | (h) Gain or (loss) (e) plus (f) minus (g) |
|-----------------------|--|---|--|
| 652 | | 697 | -45 |
| 50 | | 53 | -3 |
| 1,394 | | 1,533 | -139 |
| 148 | | 159 | -11 |
| 77 | | 84 | -7 |
| 536 | | 557 | -21 |
| 154 | | 171 | -17 |
| 231 | | 255 | -24 |
| 69 | | 73 | -4 |
| 570 | | 588 | -18 |

Form 990PF Part IV - Capital Gains and Losses for Tax on Investment Income - Columns i - l

| Complete only for assets showing gain in column (h) and owned by the foundation on 12/31/69 | | | (l) Gains (Col (h) gain minus col (k), but not less than -0-) or Losses (from col (h)) |
|---|--------------------------------------|---|--|
| (i) F M V as of 12/31/69 | (j) Adjusted basis as of 12/31/69 | (k) Excess of col (i) over col (j), if any | |
| | | | -45 |
| | | | -3 |
| | | | -139 |
| | | | -11 |
| | | | -7 |
| | | | -21 |
| | | | -17 |
| | | | -24 |
| | | | -4 |
| | | | -18 |

| Form 990PF Part IV - Capital Gains and Losses for Tax on Investment Income - Columns a - d | | | |
|--|---|---|-------------------------------------|
| List and describe the kind(s) of property sold (e g , real estate, (a) 2-story brick warehouse, or common stock, 200 shs MLC Co) | (b) How acquired P—Purchase D—Donation | (c) Date acquired (mo , day, yr) | (d) Date sold (mo , day, yr) |
| 194 91 FN AH5800 3 5% 01 FEB 2026 | | 2016-05-06 | 2017-10-02 |
| 351 86 FNMA POOL AH6827 4 0% 3/01/26 | | 2011-08-09 | 2017-10-02 |
| 1679 24 FN AJ7715 3% 01 DEC 2026 | | 2016-11-07 | 2017-10-02 |
| 42 36 FNMA POOL AJ9355 3 0% 1/01/27 | | 2012-12-07 | 2017-10-02 |
| 209 58 FNMA POOL AL0393 4 5% 6/01/41 | | 2011-11-04 | 2017-10-02 |
| 216 3 FN AL5537 4 5% 01 APR 2044 | | 2016-03-07 | 2017-10-02 |
| 62 11 FNMA POOL # AL5931 3 5% 9/01/28 | | 2016-03-07 | 2017-10-02 |
| 170 08 FN AL7767 4 5% 01 JUN 2044 | | 2017-07-10 | 2017-10-02 |
| 119 24 FN AL8153 3% 01 MAR 2031 | | 2017-07-11 | 2017-10-02 |
| 548 14 FNMA POOL AQ0546 3 5% 11/01/42 | | 2013-07-08 | 2017-10-02 |

Form 990PF Part IV - Capital Gains and Losses for Tax on Investment Income - Columns e - h

| (e) Gross sales price | Depreciation allowed (f) (or allowable) | Cost or other basis (g) plus expense of sale | Gain or (loss) (h) (e) plus (f) minus (g) |
|-----------------------|--|---|--|
| 195 | | 206 | -11 |
| 352 | | 369 | -17 |
| 1,679 | | 1,758 | -79 |
| 42 | | 45 | -3 |
| 210 | | 222 | -12 |
| 216 | | 235 | -19 |
| 62 | | 66 | -4 |
| 170 | | 183 | -13 |
| 119 | | 123 | -4 |
| 548 | | 547 | 1 |

Form 990PF Part IV - Capital Gains and Losses for Tax on Investment Income - Columns i - l

| Complete only for assets showing gain in column (h) and owned by the foundation on 12/31/69 | | | (l) Gains (Col (h) gain minus col (k), but not less than -0-) or Losses (from col (h)) |
|---|--------------------------------------|---|---|
| (i) F M V as of 12/31/69 | Adjusted basis (j) as of 12/31/69 | Excess of col (i) (k) over col (j), if any | |
| | | | -11 |
| | | | -17 |
| | | | -79 |
| | | | -3 |
| | | | -12 |
| | | | -19 |
| | | | -4 |
| | | | -13 |
| | | | -4 |
| | | | 1 |

| Form 990PF Part IV - Capital Gains and Losses for Tax on Investment Income - Columns a - d | | | |
|--|---|---|-------------------------------------|
| List and describe the kind(s) of property sold (e g , real estate, (a) 2-story brick warehouse, or common stock, 200 shs MLC Co) | (b) How acquired P—Purchase D—Donation | (c) Date acquired (mo , day, yr) | (d) Date sold (mo , day, yr) |
| 119 69 FNMA POOL # AS4991 3 5% 5/01/45 | | 2017-02-07 | 2017-10-02 |
| 852 21 FNMA POOL # AS6191 3 5% 11/01/45 | | 2016-03-07 | 2017-10-02 |
| 410 35 FN AS6520 3 5% 01 JAN 2046 | | 2016-10-07 | 2017-10-02 |
| 458 79 FN AS6515 4% 01 JAN 2046 | | 2017-07-10 | 2017-10-02 |
| 494 32 FNMA POOL # AT2062 2 5% 4/01/28 | | 2014-03-07 | 2017-10-02 |
| 469 68 FNMA POOL AT2720 3% 5/1/43 | | 2015-02-06 | 2017-10-02 |
| 102 13 FN AT7857 2 5% 01 JUN 2028 | | 2016-10-11 | 2017-10-02 |
| 398 33 FNMA POOL 0AU3735 | | 2014-11-07 | 2017-10-02 |
| 187 89 FN AX5306 3 5% 01 JAN 2027 | | 2017-07-11 | 2017-10-02 |
| 504 69 FNMA POOL 735580 5 0% 6/01/35 | | 2011-08-09 | 2017-10-02 |

Form 990PF Part IV - Capital Gains and Losses for Tax on Investment Income - Columns e - h

| (e) Gross sales price | Depreciation allowed (f) (or allowable) | Cost or other basis (g) plus expense of sale | Gain or (loss) (h) (e) plus (f) minus (g) |
|-----------------------|--|---|--|
| 120 | | 123 | -3 |
| 852 | | 890 | -38 |
| 410 | | 431 | -21 |
| 459 | | 488 | -29 |
| 494 | | 495 | -1 |
| 470 | | 483 | -13 |
| 102 | | 105 | -3 |
| 398 | | 398 | |
| 188 | | 196 | -8 |
| 505 | | 542 | -37 |

Form 990PF Part IV - Capital Gains and Losses for Tax on Investment Income - Columns i - l

| Complete only for assets showing gain in column (h) and owned by the foundation on 12/31/69 | | | (l) Gains (Col (h) gain minus col (k), but not less than -0-) or Losses (from col (h)) |
|---|--------------------------------------|---|---|
| (i) F M V as of 12/31/69 | Adjusted basis (j) as of 12/31/69 | Excess of col (i) (k) over col (j), if any | |
| | | | -3 |
| | | | -38 |
| | | | -21 |
| | | | -29 |
| | | | -1 |
| | | | -13 |
| | | | -3 |
| | | | -8 |
| | | | -37 |

Form 990PF Part IV - Capital Gains and Losses for Tax on Investment Income - Columns a - d

| List and describe the kind(s) of property sold (e g , real estate, (a) 2-story brick warehouse, or common stock, 200 shs MLC Co) | (b) How acquired P—Purchase D—Donation | (c) Date acquired (mo , day, yr) | (d) Date sold (mo , day, yr) |
|--|---|---|-------------------------------------|
| 193 75 FEDERAL NAT'L MTGE ASSN POOL 735912 | | 2010-04-08 | 2017-10-02 |
| 338 62 FNMA POOL 0735989 | | 2011-04-07 | 2017-10-02 |
| 112 77 FEDERAL NAT'L MTGE ASSN POOL 745275 | | 2012-12-10 | 2017-10-02 |
| 175 23 FEDERAL NAT'L MTGE ASSN POOL 745148 | | 2016-03-07 | 2017-10-02 |
| 117 02 FNMA POOL 0745870 | | 2016-05-06 | 2017-10-02 |
| 45 85 FN BM1036 2 5% 01 FEB 2032 | | 2017-07-11 | 2017-10-02 |
| 244 76 FNMA POOL 0889183 | | 2011-04-08 | 2017-10-02 |
| 451 37 FN 889279 5% 01 MAR 2023 | | 2008-05-08 | 2017-10-02 |
| 243 8 FN 890193 3 5% 01 AUG 2025 | | 2016-10-11 | 2017-10-02 |
| 286 06 FN 889323 5 5% 01 NOV 2022 | | 2008-05-08 | 2017-10-02 |

Form 990PF Part IV - Capital Gains and Losses for Tax on Investment Income - Columns e - h

| (e) Gross sales price | (f) Depreciation allowed (or allowable) | (g) Cost or other basis plus expense of sale | (h) Gain or (loss) (e) plus (f) minus (g) |
|-----------------------|--|---|--|
| 194 | | 203 | -9 |
| 339 | | 362 | -23 |
| 113 | | 122 | -9 |
| 175 | | 195 | -20 |
| 117 | | 130 | -13 |
| 46 | | 46 | |
| 245 | | 264 | -19 |
| 451 | | 453 | -2 |
| 244 | | 257 | -13 |
| 286 | | 291 | -5 |

Form 990PF Part IV - Capital Gains and Losses for Tax on Investment Income - Columns i - l

| Complete only for assets showing gain in column (h) and owned by the foundation on 12/31/69 | | | (l) Gains (Col (h) gain minus col (k), but not less than -0-) or Losses (from col (h)) |
|---|--------------------------------------|---|--|
| (i) F M V as of 12/31/69 | (j) Adjusted basis as of 12/31/69 | (k) Excess of col (i) over col (j), if any | |
| | | | -9 |
| | | | -23 |
| | | | -9 |
| | | | -20 |
| | | | -13 |
| | | | |
| | | | -19 |
| | | | -2 |
| | | | -13 |
| | | | -5 |

Form 990PF Part IV - Capital Gains and Losses for Tax on Investment Income - Columns a - d

| List and describe the kind(s) of property sold (e g , real estate, (a) 2-story brick warehouse, or common stock, 200 shs MLC Co) | (b) How acquired P—Purchase D—Donation | (c) Date acquired (mo , day, yr) | (d) Date sold (mo , day, yr) |
|--|---|---|-------------------------------------|
| 33 2 FNMA POOL 931675 5 5% 1/01/18 | | 2011-06-07 | 2017-10-02 |
| 43 41 FN 960738 5 5% 01 JAN 2038 | | 2008-05-08 | 2017-10-02 |
| 253 08 FN 993733 5 5% 01 SEP 2023 | | 2010-04-08 | 2017-10-02 |
| 117 28 FNMA POOL 0995244 | | 2016-05-06 | 2017-10-02 |
| 233 41 FNMA POOL 995960 5 0% 12/01/23 | | 2011-04-07 | 2017-10-02 |
| 295 79 FN AA4392 4% 01 APR 2039 | | 2016-04-07 | 2017-10-02 |
| 90 75 FNMA POOL AA7236 4 0% 6/01/39 | | 2012-02-07 | 2017-10-02 |
| 345 8 FNMA POOL AA7681 4 5% 6/1/2039 | | 2016-10-07 | 2017-10-02 |
| 102 76 FN AB4300 3 5% 01 JAN 2042 | | 2017-07-10 | 2017-10-02 |
| 150 08 FNMA POOL 0AB5716 | | 2016-10-11 | 2017-10-02 |

Form 990PF Part IV - Capital Gains and Losses for Tax on Investment Income - Columns e - h

| (e) Gross sales price | Depreciation allowed (f) (or allowable) | Cost or other basis (g) plus expense of sale | Gain or (loss) (h) (e) plus (f) minus (g) |
|-----------------------|--|---|--|
| 33 | | 36 | -3 |
| 43 | | 44 | -1 |
| 253 | | 270 | -17 |
| 117 | | 128 | -11 |
| 233 | | 248 | -15 |
| 296 | | 317 | -21 |
| 91 | | 96 | -5 |
| 346 | | 380 | -34 |
| 103 | | 106 | -3 |
| 150 | | 157 | -7 |

Form 990PF Part IV - Capital Gains and Losses for Tax on Investment Income - Columns i - l

| Complete only for assets showing gain in column (h) and owned by the foundation on 12/31/69 | | | (I) Gains (Col (h) gain minus col (k), but not less than -0-) or Losses (from col (h)) |
|---|--------------------------------------|---|--|
| (i) F M V as of 12/31/69 | Adjusted basis (j) as of 12/31/69 | Excess of col (i) (k) over col (j), if any | |
| | | | -3 |
| | | | -1 |
| | | | -17 |
| | | | -11 |
| | | | -15 |
| | | | -21 |
| | | | -5 |
| | | | -34 |
| | | | -3 |
| | | | -7 |

| Form 990PF Part IV - Capital Gains and Losses for Tax on Investment Income - Columns a - d | | | |
|--|---|---|-------------------------------------|
| List and describe the kind(s) of property sold (e g , real estate, (a) 2-story brick warehouse, or common stock, 200 shs MLC Co) | (b) How acquired P—Purchase D—Donation | (c) Date acquired (mo , day, yr) | (d) Date sold (mo , day, yr) |
| 96 98 FN AB7931 3% 01 FEB 2043 | | 2017-07-10 | 2017-10-02 |
| 354 75 FN AB9858 3% 01 JUL 2043 | | 2016-10-07 | 2017-10-02 |
| 416 39 FN MA0258 4 5% 01 DEC 2039 | | 2017-02-07 | 2017-10-02 |
| 487 2 FN MA1062 3% 01 MAY 2027 | | 2012-05-07 | 2017-10-02 |
| 157 52 FNMA POOL 0AD0471 | | 2010-08-09 | 2017-10-02 |
| 246 71 FN AD0963 5 5% 01 SEP 2038 | | 2010-08-09 | 2017-10-02 |
| 53 55 FNMA POOL AD7151 4 0% 7/01/25 | | 2012-12-07 | 2017-10-02 |
| 268 27 FNMA POOL 0AD6432 | | 2012-04-05 | 2017-10-02 |
| 30 76 FNMA POOL 0AE0949 | | 2012-12-10 | 2017-10-02 |
| 439 45 FNMA POOL 0AE0981 | | 2013-03-06 | 2017-10-02 |

Form 990PF Part IV - Capital Gains and Losses for Tax on Investment Income - Columns e - h

| (e) Gross sales price | Depreciation allowed (f) (or allowable) | Cost or other basis (g) plus expense of sale | Gain or (loss) (h) (e) plus (f) minus (g) |
|-----------------------|--|---|--|
| 97 | | 97 | |
| 355 | | 368 | -13 |
| 416 | | 450 | -34 |
| 487 | | 509 | -22 |
| 158 | | 170 | -12 |
| 247 | | 266 | -19 |
| 54 | | 57 | -3 |
| 268 | | 285 | -17 |
| 31 | | 33 | -2 |
| 439 | | 463 | -24 |

Form 990PF Part IV - Capital Gains and Losses for Tax on Investment Income - Columns i - l

| Complete only for assets showing gain in column (h) and owned by the foundation on 12/31/69 | | | (I) Gains (Col (h) gain minus col (k), but not less than -0-) or Losses (from col (h)) |
|---|--------------------------------------|---|--|
| (i) F M V as of 12/31/69 | Adjusted basis (j) as of 12/31/69 | Excess of col (i) (k) over col (j), if any | |
| | | | -13 |
| | | | -34 |
| | | | -22 |
| | | | -12 |
| | | | -19 |
| | | | -3 |
| | | | -17 |
| | | | -2 |
| | | | -24 |

| Form 990PF Part IV - Capital Gains and Losses for Tax on Investment Income - Columns a - d | | | |
|--|---|---|-------------------------------------|
| List and describe the kind(s) of property sold (e g , real estate, (a) 2-story brick warehouse, or common stock, 200 shs MLC Co) | (b) How acquired P—Purchase D—Donation | (c) Date acquired (mo , day, yr) | (d) Date sold (mo , day, yr) |
| 666 81 FNMA POOL OAE3066 | | 2011-08-09 | 2017-10-02 |
| 137 04 FNMA POOL AE7731 4 5% 11/01/40 | | 2012-12-07 | 2017-10-02 |
| 51 ANHEUSER BUSCH INBEV SPN ADR | | 2016-01-29 | 2017-10-23 |
| 65 APPLIED OPTOELECTRONICS INC | | 2017-04-28 | 2017-10-23 |
| 462 ASSA ABLOY AB - UNSP ADR | | 2017-06-29 | 2017-10-23 |
| 158 BOYD GAMING CORP COM | | 2017-04-21 | 2017-10-23 |
| 50 CALATLANTIC GROUP INC | | 2016-10-31 | 2017-10-23 |
| 213 CALATLANTIC GROUP INC | | 2016-08-05 | 2017-10-23 |
| 173 CHEVRON CORP | | 2016-01-29 | 2017-10-23 |
| 39 CIRRUS LOGIC INC | | 2017-02-15 | 2017-10-23 |

Form 990PF Part IV - Capital Gains and Losses for Tax on Investment Income - Columns e - h

| (e) Gross sales price | (f) Depreciation allowed (or allowable) | (g) Cost or other basis plus expense of sale | (h) Gain or (loss) (e) plus (f) minus (g) |
|-----------------------|--|---|--|
| 667 | | 690 | -23 |
| 137 | | 149 | -12 |
| 6,385 | | 6,391 | -6 |
| 2,700 | | 3,159 | -459 |
| 4,837 | | 5,031 | -194 |
| 4,521 | | 3,515 | 1,006 |
| 1,949 | | 1,616 | 333 |
| 8,305 | | 8,754 | -449 |
| 20,614 | | 14,831 | 5,783 |
| 2,082 | | 2,122 | -40 |

Form 990PF Part IV - Capital Gains and Losses for Tax on Investment Income - Columns i - l

| Complete only for assets showing gain in column (h) and owned by the foundation on 12/31/69 | | | (l) Gains (Col (h) gain minus col (k), but not less than -0-) or Losses (from col (h)) |
|---|--------------------------------------|---|--|
| (i) F M V as of 12/31/69 | (j) Adjusted basis as of 12/31/69 | (k) Excess of col (i) over col (j), if any | |
| | | | -23 |
| | | | -12 |
| | | | -6 |
| | | | -459 |
| | | | -194 |
| | | | 1,006 |
| | | | 333 |
| | | | -449 |
| | | | 5,783 |
| | | | -40 |

| Form 990PF Part IV - Capital Gains and Losses for Tax on Investment Income - Columns a - d | | | |
|--|---|---------------------------------------|-----------------------------------|
| List and describe the kind(s) of property sold (e.g., real estate, (a) 2-story brick warehouse, or common stock, 200 shs MLC Co.) | (b) How acquired P—Purchase D—Donation | (c) Date acquired (mo, day, yr) | (d) Date sold (mo, day, yr) |
| 193 CIRRUS LOGIC INC | | 2015-10-30 | 2017-10-23 |
| 269 COMPASS GROUP PLC-SPON ADR | | 2017-06-29 | 2017-10-23 |
| 20 EXXON MOBIL CORP | | 2017-01-18 | 2017-10-23 |
| 466 KBC GROEP NV | | 2017-06-29 | 2017-10-23 |
| 5 KOMATSU LTD SPON ADR NEW | | 2017-06-29 | 2017-10-23 |
| 177 ORBITAL ATK INC | | 2015-09-24 | 2017-10-23 |
| 320 RED ELECTRICA COR-UNSPON ADR | | 2017-06-29 | 2017-10-23 |
| 4 STAMPS COM INC | | 2016-08-01 | 2017-10-23 |
| 91 SUNCOR ENERGY INC | | 2017-02-23 | 2017-10-23 |
| 59 WOLTERS KLUWER N V SPONSORED ADR | | 2017-06-29 | 2017-10-23 |

Form 990PF Part IV - Capital Gains and Losses for Tax on Investment Income - Columns e - h

| (e) Gross sales price | (f) Depreciation allowed (or allowable) | (g) Cost or other basis plus expense of sale | (h) Gain or (loss) (e) plus (f) minus (g) |
|-----------------------|--|---|--|
| 10,303 | | 5,727 | 4,576 |
| 5,708 | | 5,770 | -62 |
| 1,666 | | 1,734 | -68 |
| 19,627 | | 15,268 | 4,359 |
| 158 | | 128 | 30 |
| 23,503 | | 13,031 | 10,472 |
| 3,395 | | 3,328 | 67 |
| 898 | | 311 | 587 |
| 3,026 | | 2,960 | 66 |
| 2,836 | | 2,498 | 338 |

Form 990PF Part IV - Capital Gains and Losses for Tax on Investment Income - Columns i - l

| Complete only for assets showing gain in column (h) and owned by the foundation on 12/31/69 | | | (l) Gains (Col. (h) gain minus col. (k), but not less than -0-) or Losses (from col. (h)) |
|---|--------------------------------------|---|---|
| (i) FMV as of 12/31/69 | (j) Adjusted basis as of 12/31/69 | (k) Excess of col. (i) over col. (j), if any | |
| | | | 4,576 |
| | | | -62 |
| | | | -68 |
| | | | 4,359 |
| | | | 30 |
| | | | 10,472 |
| | | | 67 |
| | | | 587 |
| | | | 66 |
| | | | 338 |

Form 990PF Part IV - Capital Gains and Losses for Tax on Investment Income - Columns a - d

| List and describe the kind(s) of property sold (e g , real estate, (a) 2-story brick warehouse, or common stock, 200 shs MLC Co) | (b) How acquired P—Purchase D—Donation | (c) Date acquired (mo , day, yr) | (d) Date sold (mo , day, yr) |
|--|---|---|-------------------------------------|
| 2637 WORLDPAY GROUP PLC | | 2017-06-29 | 2017-10-23 |
| 74 FABRINET | | 2015-10-16 | 2017-10-23 |
| 60000 WAL-MART STORES INC 6 2% 15 APR 2038 | | 2016-05-05 | 2017-10-24 |
| 4000 WAL-MART STORES INC 6 2% 15 APR 2038 | | 2017-07-07 | 2017-10-24 |
| 112 12 FHLMC GOLD G01837 5 0% 7/01/35 | | 2014-07-08 | 2017-11-01 |
| 24 5 FHLMC GOLD G01853 4 5% 8/01/35 | | 2012-12-07 | 2017-11-01 |
| 325 83 FG G05937 4 5% 01 AUG 2040 | | 2012-03-06 | 2017-11-01 |
| 244 8 FG G05408 5% 01 DEC 2036 | | 2012-07-09 | 2017-11-01 |
| 28 21 FG G05676 4% 01 NOV 2039 | | 2012-12-07 | 2017-11-01 |
| 47 58 FG G07810 4 5% 01 MAY 2042 | | 2015-07-07 | 2017-11-01 |

Form 990PF Part IV - Capital Gains and Losses for Tax on Investment Income - Columns e - h

| (e) Gross sales price | Depreciation allowed (f) (or allowable) | Cost or other basis (g) plus expense of sale | Gain or (loss) (h) (e) plus (f) minus (g) |
|-----------------------|--|---|--|
| 42,323 | | 31,023 | 11,300 |
| 2,733 | | 1,541 | 1,192 |
| 83,495 | | 77,268 | 6,227 |
| 5,566 | | 5,467 | 99 |
| 112 | | 123 | -11 |
| 25 | | 26 | -1 |
| 326 | | 345 | -19 |
| 245 | | 263 | -18 |
| 28 | | 30 | -2 |
| 48 | | 52 | -4 |

Form 990PF Part IV - Capital Gains and Losses for Tax on Investment Income - Columns i - l

| Complete only for assets showing gain in column (h) and owned by the foundation on 12/31/69 | | | (I) Gains (Col (h) gain minus col (k), but not less than -0-) or Losses (from col (h)) |
|---|--------------------------------------|---|--|
| (i) F M V as of 12/31/69 | Adjusted basis (j) as of 12/31/69 | Excess of col (i) (k) over col (j), if any | |
| | | | 11,300 |
| | | | 1,192 |
| | | | 6,227 |
| | | | 99 |
| | | | -11 |
| | | | -1 |
| | | | -19 |
| | | | -18 |
| | | | -2 |
| | | | -4 |

| Form 990PF Part IV - Capital Gains and Losses for Tax on Investment Income - Columns a - d | | | |
|--|---|---|-------------------------------------|
| List and describe the kind(s) of property sold (e g , real estate, (a) 2-story brick warehouse, or common stock, 200 shs MLC Co) | (b) How acquired P—Purchase D—Donation | (c) Date acquired (mo , day, yr) | (d) Date sold (mo , day, yr) |
| 532 87 FG G15100 2 5% 01 JUL 2028 | | 2016-10-11 | 2017-11-01 |
| 652 19 FG G14496 3% 01 JUN 2027 | | 2016-10-11 | 2017-11-01 |
| 244 58 FED'L HOME LOAN MTGE CORP GRP G08051 | | 2015-04-07 | 2017-11-01 |
| 124 11 FHLMC POOL G0-8331 | | 2014-07-08 | 2017-11-01 |
| 847 23 FHLMC GOLD G08667 3 5% 9/01/45 | | 2016-10-07 | 2017-11-01 |
| 1327 06 FHLMC GOLD G08681 3 5% 12/01/45 | | 2016-01-12 | 2017-11-01 |
| 177 65 FHLMC POOL #G0-8687 | | 2017-07-10 | 2017-11-01 |
| 538 23 FHLMC POOL #G0-8694 | | 2016-10-20 | 2017-11-01 |
| 1294 98 FHLMC GOLD G18536 2 5% 1/01/30 | | 2015-02-06 | 2017-11-01 |
| 133 75 FG G18553 2 5% 01 MAY 2030 | | 2015-07-07 | 2017-11-01 |

Form 990PF Part IV - Capital Gains and Losses for Tax on Investment Income - Columns e - h

| (e) Gross sales price | (f) Depreciation allowed (or allowable) | (g) Cost or other basis plus expense of sale | (h) Gain or (loss) (e) plus (f) minus (g) |
|-----------------------|--|---|--|
| 533 | | 549 | -16 |
| 652 | | 681 | -29 |
| 245 | | 272 | -27 |
| 124 | | 133 | -9 |
| 847 | | 890 | -43 |
| 1,327 | | 1,374 | -47 |
| 178 | | 182 | -4 |
| 538 | | 575 | -37 |
| 1,295 | | 1,328 | -33 |
| 134 | | 136 | -2 |

Form 990PF Part IV - Capital Gains and Losses for Tax on Investment Income - Columns i - l

| Complete only for assets showing gain in column (h) and owned by the foundation on 12/31/69 | | | (l) Gains (Col (h) gain minus col (k), but not less than -0-) or Losses (from col (h)) |
|---|--------------------------------------|---|--|
| (i) F M V as of 12/31/69 | (j) Adjusted basis as of 12/31/69 | (k) Excess of col (i) over col (j), if any | |
| | | | -16 |
| | | | -29 |
| | | | -27 |
| | | | -9 |
| | | | -43 |
| | | | -47 |
| | | | -4 |
| | | | -37 |
| | | | -33 |
| | | | -2 |

Form 990PF Part IV - Capital Gains and Losses for Tax on Investment Income - Columns a - d

| List and describe the kind(s) of property sold (e g , real estate, (a) 2-story brick warehouse, or common stock, 200 shs MLC Co) | (b) How acquired P—Purchase D—Donation | (c) Date acquired (mo , day, yr) | (d) Date sold (mo , day, yr) |
|--|---|---|-------------------------------------|
| 736 54 FG G18557 3% 01 JUN 2030 | | 2015-09-08 | 2017-11-01 |
| 154 43 FG G18557 3% 01 JUN 2030 | | 2017-07-11 | 2017-11-01 |
| 113 76 FG G18622 2 5% 01 DEC 2031 | | 2017-07-11 | 2017-11-01 |
| 1157 12 FHLMC GOLD J17508 3 0% 12/01/26 | | 2016-07-08 | 2017-11-01 |
| 102 45 FHLMC POOL C0-3531 | | 2015-07-07 | 2017-11-01 |
| 25 46 FG A87580 5% 01 JUL 2039 | | 2012-12-07 | 2017-11-01 |
| 160 3 FG A92179 5% 01 MAY 2040 | | 2015-07-07 | 2017-11-01 |
| 542 85 FG A95147 4% 01 NOV 2040 | | 2012-06-11 | 2017-11-01 |
| 120 88 FG A97420 4% 01 MAR 2041 | | 2017-07-10 | 2017-11-01 |
| 188 8 FG A12809 4 5% 01 AUG 2033 | | 2016-10-07 | 2017-11-01 |

Form 990PF Part IV - Capital Gains and Losses for Tax on Investment Income - Columns e - h

| (e) Gross sales price | Depreciation allowed (f) (or allowable) | Cost or other basis (g) plus expense of sale | Gain or (loss) (h) (e) plus (f) minus (g) |
|-----------------------|--|---|--|
| 737 | | 761 | -24 |
| 154 | | 159 | -5 |
| 114 | | 114 | |
| 1,157 | | 1,210 | -53 |
| 102 | | 108 | -6 |
| 25 | | 27 | -2 |
| 160 | | 176 | -16 |
| 543 | | 579 | -36 |
| 121 | | 128 | -7 |
| 189 | | 206 | -17 |

Form 990PF Part IV - Capital Gains and Losses for Tax on Investment Income - Columns i - l

| Complete only for assets showing gain in column (h) and owned by the foundation on 12/31/69 | | | (l) Gains (Col (h) gain minus col (k), but not less than -0-) or Losses (from col (h)) |
|---|--------------------------------------|---|--|
| (i) F M V as of 12/31/69 | Adjusted basis (j) as of 12/31/69 | Excess of col (i) (k) over col (j), if any | |
| | | | -24 |
| | | | -5 |
| | | | |
| | | | -53 |
| | | | -6 |
| | | | -2 |
| | | | -16 |
| | | | -36 |
| | | | -7 |
| | | | -17 |

| Form 990PF Part IV - Capital Gains and Losses for Tax on Investment Income - Columns a - d | | | |
|--|---|---|-------------------------------------|
| List and describe the kind(s) of property sold (e g , real estate, (a) 2-story brick warehouse, or common stock, 200 shs MLC Co) | (b) How acquired P—Purchase D—Donation | (c) Date acquired (mo , day, yr) | (d) Date sold (mo , day, yr) |
| 172 57 FG Q00866 4 5% 01 MAY 2041 | | 2017-07-11 | 2017-11-01 |
| 95 4 FHLMC GOLD Q00285 4 5% 4/01/41 | | 2015-04-07 | 2017-11-01 |
| 572 9 FHLMC POOL #G6-0080 | | 2015-08-07 | 2017-11-01 |
| 117 35 FEDERAL NAT'L MTGE ASSN POOL 254868 | | 2016-10-07 | 2017-11-01 |
| 207 26 FNMA POOL 0357688 5 0% 1/01/35 | | 2014-06-06 | 2017-11-01 |
| 75 3 FNMA POOL 0AH3431 | | 2012-12-12 | 2017-11-01 |
| 744 19 FNMA POOL 0AH5575 | | 2013-07-11 | 2017-11-01 |
| 170 35 FN AH5800 3 5% 01 FEB 2026 | | 2016-05-06 | 2017-11-01 |
| 560 8 FNMA POOL AH6827 4 0% 3/01/26 | | 2011-08-09 | 2017-11-01 |
| 1562 66 FN AJ7715 3% 01 DEC 2026 | | 2016-11-07 | 2017-11-01 |

Form 990PF Part IV - Capital Gains and Losses for Tax on Investment Income - Columns e - h

| (e) Gross sales price | (f) Depreciation allowed (or allowable) | (g) Cost or other basis plus expense of sale | (h) Gain or (loss) (e) plus (f) minus (g) |
|-----------------------|--|---|--|
| 173 | | 186 | -13 |
| 95 | | 104 | -9 |
| 573 | | 594 | -21 |
| 117 | | 130 | -13 |
| 207 | | 229 | -22 |
| 75 | | 80 | -5 |
| 744 | | 766 | -22 |
| 170 | | 180 | -10 |
| 561 | | 585 | -24 |
| 1,563 | | 1,632 | -69 |

Form 990PF Part IV - Capital Gains and Losses for Tax on Investment Income - Columns i - l

| Complete only for assets showing gain in column (h) and owned by the foundation on 12/31/69 | | | (l) Gains (Col (h) gain minus col (k), but not less than -0-) or Losses (from col (h)) |
|---|--------------------------------------|---|--|
| (i) F M V as of 12/31/69 | (j) Adjusted basis as of 12/31/69 | (k) Excess of col (i) over col (j), if any | |
| | | | -13 |
| | | | -9 |
| | | | -21 |
| | | | -13 |
| | | | -22 |
| | | | -5 |
| | | | -22 |
| | | | -10 |
| | | | -24 |
| | | | -69 |

| Form 990PF Part IV - Capital Gains and Losses for Tax on Investment Income - Columns a - d | | | |
|--|---|---|-------------------------------------|
| List and describe the kind(s) of property sold (e g , real estate, (a) 2-story brick warehouse, or common stock, 200 shs MLC Co) | (b) How acquired P—Purchase D—Donation | (c) Date acquired (mo , day, yr) | (d) Date sold (mo , day, yr) |
| 45 35 FNMA POOL AJ9355 3 0% 1/01/27 | | 2012-12-07 | 2017-11-01 |
| 246 25 FNMA POOL AL0393 4 5% 6/01/41 | | 2011-11-04 | 2017-11-01 |
| 223 08 FN AL5537 4 5% 01 APR 2044 | | 2016-03-07 | 2017-11-01 |
| 71 73 FNMA POOL # AL5931 3 5% 9/01/28 | | 2016-03-07 | 2017-11-01 |
| 159 81 FN AL7767 4 5% 01 JUN 2044 | | 2017-07-10 | 2017-11-01 |
| 127 03 FN AL8153 3% 01 MAR 2031 | | 2017-07-11 | 2017-11-01 |
| 586 49 FNMA POOL AQ0546 3 5% 11/01/42 | | 2013-07-08 | 2017-11-01 |
| 139 88 FNMA POOL # AS4991 3 5% 5/01/45 | | 2017-02-07 | 2017-11-01 |
| 276 74 FNMA POOL # AS6191 3 5% 11/01/45 | | 2016-03-07 | 2017-11-01 |
| 359 15 FN AS6520 3 5% 01 JAN 2046 | | 2016-10-07 | 2017-11-01 |

Form 990PF Part IV - Capital Gains and Losses for Tax on Investment Income - Columns e - h

| (e) Gross sales price | (f) Depreciation allowed (or allowable) | (g) Cost or other basis plus expense of sale | (h) Gain or (loss) (e) plus (f) minus (g) |
|-----------------------|--|---|--|
| 45 | | 48 | -3 |
| 246 | | 260 | -14 |
| 223 | | 242 | -19 |
| 72 | | 75 | -3 |
| 160 | | 172 | -12 |
| 127 | | 131 | -4 |
| 586 | | 585 | 1 |
| 140 | | 144 | -4 |
| 277 | | 289 | -12 |
| 359 | | 378 | -19 |

Form 990PF Part IV - Capital Gains and Losses for Tax on Investment Income - Columns i - l

| Complete only for assets showing gain in column (h) and owned by the foundation on 12/31/69 | | | (l) Gains (Col (h) gain minus col (k), but not less than -0-) or Losses (from col (h)) |
|---|--------------------------------------|---|--|
| (i) F M V as of 12/31/69 | (j) Adjusted basis as of 12/31/69 | (k) Excess of col (i) over col (j), if any | |
| | | | -3 |
| | | | -14 |
| | | | -19 |
| | | | -3 |
| | | | -12 |
| | | | -4 |
| | | | 1 |
| | | | -4 |
| | | | -12 |
| | | | -19 |

| Form 990PF Part IV - Capital Gains and Losses for Tax on Investment Income - Columns a - d | | | |
|--|---|---|-------------------------------------|
| List and describe the kind(s) of property sold (e g , real estate, (a) 2-story brick warehouse, or common stock, 200 shs MLC Co) | (b) How acquired P—Purchase D—Donation | (c) Date acquired (mo , day, yr) | (d) Date sold (mo , day, yr) |
| 162 77 FN AS6515 4% 01 JAN 2046 | | 2017-07-10 | 2017-11-01 |
| 366 24 FN AS6515 4% 01 JAN 2046 | | 2016-10-11 | 2017-11-01 |
| 646 46 FNMA POOL # AT2062 2 5% 4/01/28 | | 2014-03-07 | 2017-11-01 |
| 360 86 FNMA POOL AT2720 3% 5/1/43 | | 2015-02-06 | 2017-11-01 |
| 154 78 FN AT7857 2 5% 01 JUN 2028 | | 2016-10-11 | 2017-11-01 |
| 507 72 FNMA POOL 0AU3735 | | 2014-11-07 | 2017-11-01 |
| 160 32 FN AX5306 3 5% 01 JAN 2027 | | 2017-07-11 | 2017-11-01 |
| 523 24 FNMA POOL 735580 5 0% 6/01/35 | | 2011-08-09 | 2017-11-01 |
| 84 4 FEDERAL NAT'L MTGE ASSN POOL 735912 | | 2010-04-08 | 2017-11-01 |
| 564 52 FNMA POOL 0735989 | | 2011-04-07 | 2017-11-01 |

Form 990PF Part IV - Capital Gains and Losses for Tax on Investment Income - Columns e - h

| (e) Gross sales price | (f) Depreciation allowed (or allowable) | (g) Cost or other basis plus expense of sale | (h) Gain or (loss) (e) plus (f) minus (g) |
|-----------------------|--|---|--|
| 163 | | 171 | -8 |
| 366 | | 391 | -25 |
| 646 | | 647 | -1 |
| 361 | | 371 | -10 |
| 155 | | 159 | -4 |
| 508 | | 507 | 1 |
| 160 | | 167 | -7 |
| 523 | | 560 | -37 |
| 84 | | 88 | -4 |
| 565 | | 601 | -36 |

Form 990PF Part IV - Capital Gains and Losses for Tax on Investment Income - Columns i - l

| Complete only for assets showing gain in column (h) and owned by the foundation on 12/31/69 | | | (l) Gains (Col (h) gain minus col (k), but not less than -0-) or Losses (from col (h)) |
|---|--------------------------------------|---|--|
| (i) F M V as of 12/31/69 | (j) Adjusted basis as of 12/31/69 | (k) Excess of col (i) over col (j), if any | |
| | | | -8 |
| | | | -25 |
| | | | -1 |
| | | | -10 |
| | | | -4 |
| | | | 1 |
| | | | -7 |
| | | | -37 |
| | | | -4 |
| | | | -36 |

| Form 990PF Part IV - Capital Gains and Losses for Tax on Investment Income - Columns a - d | | | |
|--|---|---|-------------------------------------|
| List and describe the kind(s) of property sold (e g , real estate, (a) 2-story brick warehouse, or common stock, 200 shs MLC Co) | (b) How acquired P—Purchase D—Donation | (c) Date acquired (mo , day, yr) | (d) Date sold (mo , day, yr) |
| 108 18 FEDERAL NAT'L MTGE ASSN POOL 745275 | | 2012-12-10 | 2017-11-01 |
| 208 76 FEDERAL NAT'L MTGE ASSN POOL 745148 | | 2016-03-07 | 2017-11-01 |
| 112 41 FNMA POOL 0745870 | | 2016-05-06 | 2017-11-01 |
| 48 73 FN BM1036 2 5% 01 FEB 2032 | | 2017-07-11 | 2017-11-01 |
| 242 18 FNMA POOL 0889183 | | 2011-04-08 | 2017-11-01 |
| 306 38 FN 889279 5% 01 MAR 2023 | | 2008-05-08 | 2017-11-01 |
| 409 86 FN 890193 3 5% 01 AUG 2025 | | 2016-10-11 | 2017-11-01 |
| 279 74 FN 889323 5 5% 01 NOV 2022 | | 2008-05-08 | 2017-11-01 |
| 20 53 FNMA POOL 931675 5 5% 1/01/18 | | 2011-06-07 | 2017-11-01 |
| 641 FN 960738 5 5% 01 JAN 2038 | | 2008-05-08 | 2017-11-01 |

Form 990PF Part IV - Capital Gains and Losses for Tax on Investment Income - Columns e - h

| (e) Gross sales price | Depreciation allowed (f) (or allowable) | Cost or other basis (g) plus expense of sale | Gain or (loss) (h) (e) plus (f) minus (g) |
|-----------------------|--|---|--|
| 108 | | 117 | -9 |
| 209 | | 232 | -23 |
| 112 | | 125 | -13 |
| 49 | | 49 | |
| 242 | | 260 | -18 |
| 306 | | 307 | -1 |
| 410 | | 430 | -20 |
| 280 | | 284 | -4 |
| 21 | | 22 | -1 |
| 641 | | 645 | -4 |

Form 990PF Part IV - Capital Gains and Losses for Tax on Investment Income - Columns i - l

| Complete only for assets showing gain in column (h) and owned by the foundation on 12/31/69 | | | (I) Gains (Col (h) gain minus col (k), but not less than -0-) or Losses (from col (h)) |
|---|--------------------------------------|---|--|
| (i) F M V as of 12/31/69 | Adjusted basis (j) as of 12/31/69 | Excess of col (i) (k) over col (j), if any | |
| | | | -9 |
| | | | -23 |
| | | | -13 |
| | | | -18 |
| | | | -1 |
| | | | -20 |
| | | | -4 |
| | | | -1 |
| | | | -4 |

Form 990PF Part IV - Capital Gains and Losses for Tax on Investment Income - Columns a - d

| List and describe the kind(s) of property sold (e g , real estate, (a) 2-story brick warehouse, or common stock, 200 shs MLC Co) | (b) How acquired P—Purchase D—Donation | (c) Date acquired (mo , day, yr) | (d) Date sold (mo , day, yr) |
|--|---|---|-------------------------------------|
| 165 76 FN 993733 5 5% 01 SEP 2023 | | 2010-04-08 | 2017-11-01 |
| 162 02 FNMA POOL 0995244 | | 2016-05-06 | 2017-11-01 |
| 270 81 FNMA POOL 995960 5 0% 12/01/23 | | 2011-04-07 | 2017-11-01 |
| 283 13 FN AA4392 4% 01 APR 2039 | | 2016-04-07 | 2017-11-01 |
| 123 02 FNMA POOL AA7236 4 0% 6/01/39 | | 2012-02-07 | 2017-11-01 |
| 220 64 FNMA POOL AA7681 4 5% 6/1/2039 | | 2016-10-07 | 2017-11-01 |
| 161 71 FN AB4300 3 5% 01 JAN 2042 | | 2017-07-10 | 2017-11-01 |
| 138 91 FNMA POOL 0AB5716 | | 2016-10-11 | 2017-11-01 |
| 99 33 FN AB7931 3% 01 FEB 2043 | | 2017-07-10 | 2017-11-01 |
| 326 55 FN AB9858 3% 01 JUL 2043 | | 2016-10-07 | 2017-11-01 |

Form 990PF Part IV - Capital Gains and Losses for Tax on Investment Income - Columns e - h

| (e) Gross sales price | (f) Depreciation allowed (or allowable) | (g) Cost or other basis plus expense of sale | (h) Gain or (loss) (e) plus (f) minus (g) |
|-----------------------|--|---|--|
| 166 | | 176 | -10 |
| 162 | | 176 | -14 |
| 271 | | 286 | -15 |
| 283 | | 303 | -20 |
| 123 | | 129 | -6 |
| 221 | | 241 | -20 |
| 162 | | 167 | -5 |
| 139 | | 145 | -6 |
| 99 | | 100 | -1 |
| 327 | | 339 | -12 |

Form 990PF Part IV - Capital Gains and Losses for Tax on Investment Income - Columns i - l

| Complete only for assets showing gain in column (h) and owned by the foundation on 12/31/69 | | | (l) Gains (Col (h) gain minus col (k), but not less than -0-) or Losses (from col (h)) |
|---|--------------------------------------|---|--|
| (i) F M V as of 12/31/69 | (j) Adjusted basis as of 12/31/69 | (k) Excess of col (i) over col (j), if any | |
| | | | -10 |
| | | | -14 |
| | | | -15 |
| | | | -20 |
| | | | -6 |
| | | | -20 |
| | | | -5 |
| | | | -6 |
| | | | -1 |
| | | | -12 |

| Form 990PF Part IV - Capital Gains and Losses for Tax on Investment Income - Columns a - d | | | |
|--|---|---|-------------------------------------|
| List and describe the kind(s) of property sold (e g , real estate, (a) 2-story brick warehouse, or common stock, 200 shs MLC Co) | (b) How acquired P—Purchase D—Donation | (c) Date acquired (mo , day, yr) | (d) Date sold (mo , day, yr) |
| 316 7 FN MA0258 4 5% 01 DEC 2039 | | 2017-02-07 | 2017-11-01 |
| 691 41 FN MA1062 3% 01 MAY 2027 | | 2012-05-07 | 2017-11-01 |
| 142 83 FNMA POOL 0AD0471 | | 2010-08-09 | 2017-11-01 |
| 295 01 FN AD0963 5 5% 01 SEP 2038 | | 2010-08-09 | 2017-11-01 |
| 66 24 FNMA POOL AD7151 4 0% 7/01/25 | | 2012-12-07 | 2017-11-01 |
| 262 3 FNMA POOL 0AD6432 | | 2012-04-05 | 2017-11-01 |
| 33 06 FNMA POOL 0AE0949 | | 2012-12-10 | 2017-11-01 |
| 480 47 FNMA POOL 0AE0981 | | 2013-03-06 | 2017-11-01 |
| 792 52 FNMA POOL 0AE3066 | | 2011-08-09 | 2017-11-01 |
| 171 22 FNMA POOL AE7731 4 5% 11/01/40 | | 2012-12-07 | 2017-11-01 |

Form 990PF Part IV - Capital Gains and Losses for Tax on Investment Income - Columns e - h

| (e) Gross sales price | (f) Depreciation allowed (or allowable) | (g) Cost or other basis plus expense of sale | (h) Gain or (loss) (e) plus (f) minus (g) |
|-----------------------|--|---|--|
| 317 | | 342 | -25 |
| 691 | | 721 | -30 |
| 143 | | 154 | -11 |
| 295 | | 317 | -22 |
| 66 | | 71 | -5 |
| 262 | | 277 | -15 |
| 33 | | 35 | -2 |
| 480 | | 505 | -25 |
| 793 | | 818 | -25 |
| 171 | | 184 | -13 |

Form 990PF Part IV - Capital Gains and Losses for Tax on Investment Income - Columns i - l

| Complete only for assets showing gain in column (h) and owned by the foundation on 12/31/69 | | | (l) Gains (Col (h) gain minus col (k), but not less than -0-) or Losses (from col (h)) |
|---|--------------------------------------|---|--|
| (i) F M V as of 12/31/69 | (j) Adjusted basis as of 12/31/69 | (k) Excess of col (i) over col (j), if any | |
| | | | -25 |
| | | | -30 |
| | | | -11 |
| | | | -22 |
| | | | -5 |
| | | | -15 |
| | | | -2 |
| | | | -25 |
| | | | -25 |
| | | | -13 |

| Form 990PF Part IV - Capital Gains and Losses for Tax on Investment Income - Columns a - d | | | |
|--|---|---|-------------------------------------|
| List and describe the kind(s) of property sold (e g , real estate, (a) 2-story brick warehouse, or common stock, 200 shs MLC Co) | (b) How acquired P—Purchase D—Donation | (c) Date acquired (mo , day, yr) | (d) Date sold (mo , day, yr) |
| 76000 CATERPILLAR INC 7 9% 15 DEC 2018 | | 2016-04-08 | 2017-11-10 |
| 4000 CATERPILLAR INC 7 9% 15 DEC 2018 | | 2017-07-07 | 2017-11-10 |
| 160000 FORD MOTOR CREDIT CO LLC 1 724% 06 DEC 2017 | | 2016-05-05 | 2017-11-28 |
| 10000 FORD MOTOR CREDIT CO LLC 1 724% 06 DEC 2017 | | 2017-07-10 | 2017-11-28 |
| 92 75 FHLMC GOLD G01837 5 0% 7/01/35 | | 2014-07-08 | 2017-12-01 |
| 32 31 FHLMC GOLD G01853 4 5% 8/01/35 | | 2012-12-07 | 2017-12-01 |
| 363 65 FG G05937 4 5% 01 AUG 2040 | | 2012-03-06 | 2017-12-01 |
| 253 21 FG G05408 5% 01 DEC 2036 | | 2012-07-09 | 2017-12-01 |
| 23 37 FG G05676 4% 01 NOV 2039 | | 2012-12-07 | 2017-12-01 |
| 51 89 FG G07810 4 5% 01 MAY 2042 | | 2015-07-07 | 2017-12-01 |

Form 990PF Part IV - Capital Gains and Losses for Tax on Investment Income - Columns e - h

| (e) Gross sales price | (f) Depreciation allowed (or allowable) | (g) Cost or other basis plus expense of sale | (h) Gain or (loss) (e) plus (f) minus (g) |
|-----------------------|--|---|--|
| 80,888 | | 78,756 | 2,132 |
| 4,257 | | 4,270 | -13 |
| 160,000 | | 159,988 | 12 |
| 10,000 | | 10,001 | -1 |
| 93 | | 102 | -9 |
| 32 | | 34 | -2 |
| 364 | | 385 | -21 |
| 253 | | 272 | -19 |
| 23 | | 25 | -2 |
| 52 | | 56 | -4 |

Form 990PF Part IV - Capital Gains and Losses for Tax on Investment Income - Columns i - l

| Complete only for assets showing gain in column (h) and owned by the foundation on 12/31/69 | | | (l) Gains (Col (h) gain minus col (k), but not less than -0-) or Losses (from col (h)) |
|---|--------------------------------------|---|---|
| (i) F M V as of 12/31/69 | (j) Adjusted basis as of 12/31/69 | (k) Excess of col (i) over col (j), if any | |
| | | | 2,132 |
| | | | -13 |
| | | | 12 |
| | | | -1 |
| | | | -9 |
| | | | -2 |
| | | | -21 |
| | | | -19 |
| | | | -2 |
| | | | -4 |

| Form 990PF Part IV - Capital Gains and Losses for Tax on Investment Income - Columns a - d | | | |
|--|---|---|-------------------------------------|
| List and describe the kind(s) of property sold (e g , real estate, (a) 2-story brick warehouse, or common stock, 200 shs MLC Co) | (b) How acquired P—Purchase D—Donation | (c) Date acquired (mo , day, yr) | (d) Date sold (mo , day, yr) |
| 586 39 FG G15100 2 5% 01 JUL 2028 | | 2016-10-11 | 2017-12-01 |
| 441 32 FG G14496 3% 01 JUN 2027 | | 2016-10-11 | 2017-12-01 |
| 118 11 FED'L HOME LOAN MTGE CORP GRP G08051 | | 2015-04-07 | 2017-12-01 |
| 92 54 FHLMC POOL G0-8331 | | 2014-07-08 | 2017-12-01 |
| 714 45 FHLMC GOLD G08667 3 5% 9/01/45 | | 2016-10-07 | 2017-12-01 |
| 1164 73 FHLMC GOLD G08681 3 5% 12/01/45 | | 2016-01-12 | 2017-12-01 |
| 169 08 FHLMC POOL #G0-8687 | | 2017-07-10 | 2017-12-01 |
| 432 34 FHLMC POOL #G0-8694 | | 2016-10-20 | 2017-12-01 |
| 934 07 FHLMC GOLD G18536 2 5% 1/01/30 | | 2015-02-06 | 2017-12-01 |
| 125 45 FG G18553 2 5% 01 MAY 2030 | | 2015-07-07 | 2017-12-01 |

Form 990PF Part IV - Capital Gains and Losses for Tax on Investment Income - Columns e - h

| (e) Gross sales price | Depreciation allowed (f) (or allowable) | Cost or other basis (g) plus expense of sale | Gain or (loss) (h) (e) plus (f) minus (g) |
|-----------------------|--|---|--|
| 586 | | 605 | -19 |
| 441 | | 460 | -19 |
| 118 | | 131 | -13 |
| 93 | | 99 | -6 |
| 714 | | 751 | -37 |
| 1,165 | | 1,206 | -41 |
| 169 | | 174 | -5 |
| 432 | | 462 | -30 |
| 934 | | 958 | -24 |
| 125 | | 127 | -2 |

Form 990PF Part IV - Capital Gains and Losses for Tax on Investment Income - Columns i - l

| Complete only for assets showing gain in column (h) and owned by the foundation on 12/31/69 | | | (I) Gains (Col (h) gain minus col (k), but not less than -0-) or Losses (from col (h)) |
|---|--------------------------------------|---|--|
| (i) F M V as of 12/31/69 | Adjusted basis (j) as of 12/31/69 | Excess of col (i) (k) over col (j), if any | |
| | | | -19 |
| | | | -19 |
| | | | -13 |
| | | | -6 |
| | | | -37 |
| | | | -41 |
| | | | -5 |
| | | | -30 |
| | | | -24 |
| | | | -2 |

Form 990PF Part IV - Capital Gains and Losses for Tax on Investment Income - Columns a - d

| List and describe the kind(s) of property sold (e g , real estate, (a) 2-story brick warehouse, or common stock, 200 shs MLC Co) | (b) How acquired P—Purchase D—Donation | (c) Date acquired (mo , day, yr) | (d) Date sold (mo , day, yr) |
|--|---|---|-------------------------------------|
| 103 35 FG G18557 3% 01 JUN 2030 | | 2017-07-11 | 2017-12-01 |
| 492 89 FG G18557 3% 01 JUN 2030 | | 2015-09-08 | 2017-12-01 |
| 104 07 FG G18622 2 5% 01 DEC 2031 | | 2017-07-11 | 2017-12-01 |
| 1186 75 FHLMC GOLD J17508 3 0% 12/01/26 | | 2016-07-08 | 2017-12-01 |
| 79 23 FHLMC POOL C0-3531 | | 2015-07-07 | 2017-12-01 |
| 23 54 FG A87580 5% 01 JUL 2039 | | 2012-12-07 | 2017-12-01 |
| 93 83 FG A92179 5% 01 MAY 2040 | | 2015-07-07 | 2017-12-01 |
| 290 73 FG A95147 4% 01 NOV 2040 | | 2012-06-11 | 2017-12-01 |
| 42 23 FG A97420 4% 01 MAR 2041 | | 2017-07-10 | 2017-12-01 |
| 96 31 FG A12809 4 5% 01 AUG 2033 | | 2016-10-07 | 2017-12-01 |

Form 990PF Part IV - Capital Gains and Losses for Tax on Investment Income - Columns e - h

| (e) Gross sales price | Depreciation allowed (f) (or allowable) | Cost or other basis (g) plus expense of sale | Gain or (loss) (h) (e) plus (f) minus (g) |
|-----------------------|--|---|--|
| 103 | | 106 | -3 |
| 493 | | 509 | -16 |
| 104 | | 105 | -1 |
| 1,187 | | 1,241 | -54 |
| 79 | | 84 | -5 |
| 24 | | 25 | -1 |
| 94 | | 103 | -9 |
| 291 | | 309 | -18 |
| 42 | | 45 | -3 |
| 96 | | 105 | -9 |

Form 990PF Part IV - Capital Gains and Losses for Tax on Investment Income - Columns i - l

| Complete only for assets showing gain in column (h) and owned by the foundation on 12/31/69 | | | (l) Gains (Col (h) gain minus col (k), but not less than -0-) or Losses (from col (h)) |
|---|--------------------------------------|---|---|
| (i) F M V as of 12/31/69 | Adjusted basis (j) as of 12/31/69 | Excess of col (i) (k) over col (j), if any | |
| | | | -3 |
| | | | -16 |
| | | | -1 |
| | | | -54 |
| | | | -5 |
| | | | -1 |
| | | | -9 |
| | | | -18 |
| | | | -3 |
| | | | -9 |

Form 990PF Part IV - Capital Gains and Losses for Tax on Investment Income - Columns a - d

| List and describe the kind(s) of property sold (e g , real estate, (a) 2-story brick warehouse, or common stock, 200 shs MLC Co) | (b) How acquired P—Purchase D—Donation | (c) Date acquired (mo , day, yr) | (d) Date sold (mo , day, yr) |
|--|---|---|-------------------------------------|
| 36 01 FG Q00866 4 5% 01 MAY 2041 | | 2017-07-11 | 2017-12-01 |
| 105 71 FHLMC GOLD Q00285 4 5% 4/01/41 | | 2015-04-07 | 2017-12-01 |
| 555 85 FHLMC POOL #G6-0080 | | 2015-08-07 | 2017-12-01 |
| 147 5 FEDERAL NAT'L MTGE ASSN POOL 254868 | | 2016-10-07 | 2017-12-01 |
| 232 31 FNMA POOL 0357688 5 0% 1/01/35 | | 2014-06-06 | 2017-12-01 |
| 50 02 FNMA POOL 0AH3431 | | 2012-12-12 | 2017-12-01 |
| 496 34 FNMA POOL 0AH5575 | | 2013-07-11 | 2017-12-01 |
| 157 62 FN AH5800 3 5% 01 FEB 2026 | | 2016-05-06 | 2017-12-01 |
| 567 97 FNMA POOL AH6827 4 0% 3/01/26 | | 2011-08-09 | 2017-12-01 |
| 1213 38 FN AJ7715 3% 01 DEC 2026 | | 2016-11-07 | 2017-12-01 |

Form 990PF Part IV - Capital Gains and Losses for Tax on Investment Income - Columns e - h

| (e) Gross sales price | (f) Depreciation allowed (or allowable) | (g) Cost or other basis plus expense of sale | (h) Gain or (loss) (e) plus (f) minus (g) |
|-----------------------|--|---|--|
| 36 | | 39 | -3 |
| 106 | | 115 | -9 |
| 556 | | 577 | -21 |
| 148 | | 163 | -15 |
| 232 | | 255 | -23 |
| 50 | | 53 | -3 |
| 496 | | 511 | -15 |
| 158 | | 167 | -9 |
| 568 | | 591 | -23 |
| 1,213 | | 1,267 | -54 |

Form 990PF Part IV - Capital Gains and Losses for Tax on Investment Income - Columns i - l

| Complete only for assets showing gain in column (h) and owned by the foundation on 12/31/69 | | | (l) Gains (Col (h) gain minus col (k), but not less than -0-) or Losses (from col (h)) |
|---|--------------------------------------|---|--|
| (i) F M V as of 12/31/69 | (j) Adjusted basis as of 12/31/69 | (k) Excess of col (i) over col (j), if any | |
| | | | -3 |
| | | | -9 |
| | | | -21 |
| | | | -15 |
| | | | -23 |
| | | | -3 |
| | | | -15 |
| | | | -9 |
| | | | -23 |
| | | | -54 |

| Form 990PF Part IV - Capital Gains and Losses for Tax on Investment Income - Columns a - d | | | |
|--|---|---|-------------------------------------|
| List and describe the kind(s) of property sold (e g , real estate, (a) 2-story brick warehouse, or common stock, 200 shs MLC Co) | (b) How acquired P—Purchase D—Donation | (c) Date acquired (mo , day, yr) | (d) Date sold (mo , day, yr) |
| 35 95 FNMA POOL AJ9355 3 0% 1/01/27 | | 2012-12-07 | 2017-12-01 |
| 406 37 FNMA POOL AL0393 4 5% 6/01/41 | | 2011-11-04 | 2017-12-01 |
| 240 55 FN AL5537 4 5% 01 APR 2044 | | 2016-03-07 | 2017-12-01 |
| 63 72 FNMA POOL # AL5931 3 5% 9/01/28 | | 2016-03-07 | 2017-12-01 |
| 133 31 FN AL7767 4 5% 01 JUN 2044 | | 2017-07-10 | 2017-12-01 |
| 123 91 FN AL8153 3% 01 MAR 2031 | | 2017-07-11 | 2017-12-01 |
| 423 89 FNMA POOL AQ0546 3 5% 11/01/42 | | 2013-07-08 | 2017-12-01 |
| 81 69 FNMA POOL # AS4991 3 5% 5/01/45 | | 2017-02-07 | 2017-12-01 |
| 746 FNMA POOL # AS6191 3 5% 11/01/45 | | 2016-03-07 | 2017-12-01 |
| 297 51 FN AS6520 3 5% 01 JAN 2046 | | 2016-10-07 | 2017-12-01 |

Form 990PF Part IV - Capital Gains and Losses for Tax on Investment Income - Columns e - h

| (e) Gross sales price | (f) Depreciation allowed (or allowable) | (g) Cost or other basis plus expense of sale | (h) Gain or (loss) (e) plus (f) minus (g) |
|-----------------------|--|---|--|
| 36 | | 38 | -2 |
| 406 | | 429 | -23 |
| 241 | | 261 | -20 |
| 64 | | 67 | -3 |
| 133 | | 143 | -10 |
| 124 | | 127 | -3 |
| 424 | | 423 | 1 |
| 82 | | 84 | -2 |
| 746 | | 779 | -33 |
| 298 | | 313 | -15 |

Form 990PF Part IV - Capital Gains and Losses for Tax on Investment Income - Columns i - l

| Complete only for assets showing gain in column (h) and owned by the foundation on 12/31/69 | | | (l) Gains (Col (h) gain minus col (k), but not less than -0-) or Losses (from col (h)) |
|---|--------------------------------------|---|--|
| (i) F M V as of 12/31/69 | (j) Adjusted basis as of 12/31/69 | (k) Excess of col (i) over col (j), if any | |
| | | | -2 |
| | | | -23 |
| | | | -20 |
| | | | -3 |
| | | | -10 |
| | | | -3 |
| | | | 1 |
| | | | -2 |
| | | | -33 |
| | | | -15 |

| Form 990PF Part IV - Capital Gains and Losses for Tax on Investment Income - Columns a - d | | | |
|--|---|---|-------------------------------------|
| List and describe the kind(s) of property sold (e g , real estate, (a) 2-story brick warehouse, or common stock, 200 shs MLC Co) | (b) How acquired P—Purchase D—Donation | (c) Date acquired (mo , day, yr) | (d) Date sold (mo , day, yr) |
| 136 93 FN AS6515 4% 01 JAN 2046 | | 2017-07-10 | 2017-12-01 |
| 308 08 FN AS6515 4% 01 JAN 2046 | | 2016-10-11 | 2017-12-01 |
| 641 13 FNMA POOL # AT2062 2 5% 4/01/28 | | 2014-03-07 | 2017-12-01 |
| 408 71 FNMA POOL AT2720 3% 5/1/43 | | 2015-02-06 | 2017-12-01 |
| 134 18 FN AT7857 2 5% 01 JUN 2028 | | 2016-10-11 | 2017-12-01 |
| 431 08 FNMA POOL 0AU3735 | | 2014-11-07 | 2017-12-01 |
| 179 63 FN AX5306 3 5% 01 JAN 2027 | | 2017-07-11 | 2017-12-01 |
| 419 94 FNMA POOL 735580 5 0% 6/01/35 | | 2011-08-09 | 2017-12-01 |
| 71 35 FEDERAL NAT'L MTGE ASSN POOL 735912 | | 2010-04-08 | 2017-12-01 |
| 446 91 FNMA POOL 0735989 | | 2011-04-07 | 2017-12-01 |

Form 990PF Part IV - Capital Gains and Losses for Tax on Investment Income - Columns e - h

| (e) Gross sales price | (f) Depreciation allowed (or allowable) | (g) Cost or other basis plus expense of sale | (h) Gain or (loss) (e) plus (f) minus (g) |
|-----------------------|--|---|--|
| 137 | | 144 | -7 |
| 308 | | 329 | -21 |
| 641 | | 642 | -1 |
| 409 | | 420 | -11 |
| 134 | | 138 | -4 |
| 431 | | 431 | |
| 180 | | 187 | -7 |
| 420 | | 448 | -28 |
| 71 | | 74 | -3 |
| 447 | | 476 | -29 |

Form 990PF Part IV - Capital Gains and Losses for Tax on Investment Income - Columns i - l

| Complete only for assets showing gain in column (h) and owned by the foundation on 12/31/69 | | | (l) Gains (Col (h) gain minus col (k), but not less than -0-) or Losses (from col (h)) |
|---|--------------------------------------|---|---|
| (i) F M V as of 12/31/69 | (j) Adjusted basis as of 12/31/69 | (k) Excess of col (i) over col (j), if any | |
| | | | -7 |
| | | | -21 |
| | | | -1 |
| | | | -11 |
| | | | -4 |
| | | | |
| | | | -7 |
| | | | -28 |
| | | | -3 |
| | | | -29 |

| Form 990PF Part IV - Capital Gains and Losses for Tax on Investment Income - Columns a - d | | | |
|--|---|---|-------------------------------------|
| List and describe the kind(s) of property sold (e g , real estate, (a) 2-story brick warehouse, or common stock, 200 shs MLC Co) | (b) How acquired P—Purchase D—Donation | (c) Date acquired (mo , day, yr) | (d) Date sold (mo , day, yr) |
| 116 95 FEDERAL NAT'L MTGE ASSN POOL 745275 | | 2012-12-10 | 2017-12-01 |
| 574 2 FEDERAL NAT'L MTGE ASSN POOL 745148 | | 2016-03-07 | 2017-12-01 |
| 100 58 FNMA POOL 0745870 | | 2016-05-06 | 2017-12-01 |
| 48 45 FN BM1036 2 5% 01 FEB 2032 | | 2017-07-11 | 2017-12-01 |
| 196 56 FNMA POOL 0889183 | | 2011-04-08 | 2017-12-01 |
| 428 86 FN 889279 5% 01 MAR 2023 | | 2008-05-08 | 2017-12-01 |
| 214 57 FN 890193 3 5% 01 AUG 2025 | | 2016-10-11 | 2017-12-01 |
| 231 51 FN 889323 5 5% 01 NOV 2022 | | 2008-05-08 | 2017-12-01 |
| 12 77 FNMA POOL 931675 5 5% 1/01/18 | | 2011-06-07 | 2017-12-01 |
| 43 57 FN 960738 5 5% 01 JAN 2038 | | 2008-05-08 | 2017-12-01 |

Form 990PF Part IV - Capital Gains and Losses for Tax on Investment Income - Columns e - h

| (e) Gross sales price | Depreciation allowed (f) (or allowable) | Cost or other basis (g) plus expense of sale | Gain or (loss) (h) (e) plus (f) minus (g) |
|-----------------------|--|---|--|
| 117 | | 126 | -9 |
| 574 | | 635 | -61 |
| 101 | | 111 | -10 |
| 48 | | 49 | -1 |
| 197 | | 211 | -14 |
| 429 | | 430 | -1 |
| 215 | | 225 | -10 |
| 232 | | 235 | -3 |
| 13 | | 14 | -1 |
| 44 | | 44 | |

Form 990PF Part IV - Capital Gains and Losses for Tax on Investment Income - Columns i - l

| Complete only for assets showing gain in column (h) and owned by the foundation on 12/31/69 | | | (I) Gains (Col (h) gain minus col (k), but not less than -0-) or Losses (from col (h)) |
|---|--------------------------------------|---|--|
| (i) F M V as of 12/31/69 | Adjusted basis (j) as of 12/31/69 | Excess of col (i) (k) over col (j), if any | |
| | | | -9 |
| | | | -61 |
| | | | -10 |
| | | | -1 |
| | | | -14 |
| | | | -1 |
| | | | -10 |
| | | | -3 |
| | | | -1 |
| | | | |

Form 990PF Part IV - Capital Gains and Losses for Tax on Investment Income - Columns a - d

| List and describe the kind(s) of property sold (e g , real estate, (a) 2-story brick warehouse, or common stock, 200 shs MLC Co) | (b) How acquired P—Purchase D—Donation | (c) Date acquired (mo , day, yr) | (d) Date sold (mo , day, yr) |
|--|---|---|-------------------------------------|
| 135 58 FN 993733 5 5% 01 SEP 2023 | | 2010-04-08 | 2017-12-01 |
| 123 79 FNMA POOL 0995244 | | 2016-05-06 | 2017-12-01 |
| 208 03 FNMA POOL 995960 5 0% 12/01/23 | | 2011-04-07 | 2017-12-01 |
| 176 54 FN AA4392 4% 01 APR 2039 | | 2016-04-07 | 2017-12-01 |
| 251 56 FNMA POOL AA7236 4 0% 6/01/39 | | 2012-02-07 | 2017-12-01 |
| 279 17 FNMA POOL AA7681 4 5% 6/1/2039 | | 2016-10-07 | 2017-12-01 |
| 127 23 FN AB4300 3 5% 01 JAN 2042 | | 2017-07-10 | 2017-12-01 |
| 72 63 FNMA POOL 0AB5716 | | 2016-10-11 | 2017-12-01 |
| 43 65 FN AB7931 3% 01 FEB 2043 | | 2017-07-10 | 2017-12-01 |
| 250 44 FN AB9858 3% 01 JUL 2043 | | 2016-10-07 | 2017-12-01 |

Form 990PF Part IV - Capital Gains and Losses for Tax on Investment Income - Columns e - h

| (e) Gross sales price | (f) Depreciation allowed (or allowable) | (g) Cost or other basis plus expense of sale | (h) Gain or (loss) (e) plus (f) minus (g) |
|-----------------------|--|---|--|
| 136 | | 143 | -7 |
| 124 | | 135 | -11 |
| 208 | | 220 | -12 |
| 177 | | 189 | -12 |
| 252 | | 264 | -12 |
| 279 | | 305 | -26 |
| 127 | | 131 | -4 |
| 73 | | 76 | -3 |
| 44 | | 44 | |
| 250 | | 260 | -10 |

Form 990PF Part IV - Capital Gains and Losses for Tax on Investment Income - Columns i - l

| Complete only for assets showing gain in column (h) and owned by the foundation on 12/31/69 | | | (l) Gains (Col (h) gain minus col (k), but not less than -0-) or Losses (from col (h)) |
|---|--------------------------------------|---|--|
| (i) F M V as of 12/31/69 | (j) Adjusted basis as of 12/31/69 | (k) Excess of col (i) over col (j), if any | |
| | | | -7 |
| | | | -11 |
| | | | -12 |
| | | | -12 |
| | | | -12 |
| | | | -26 |
| | | | -4 |
| | | | -3 |
| | | | |
| | | | -10 |

| Form 990PF Part IV - Capital Gains and Losses for Tax on Investment Income - Columns a - d | | | |
|--|---|---|-------------------------------------|
| List and describe the kind(s) of property sold (e g , real estate, (a) 2-story brick warehouse, or common stock, 200 shs MLC Co) | (b) How acquired P—Purchase D—Donation | (c) Date acquired (mo , day, yr) | (d) Date sold (mo , day, yr) |
| 191 55 FN MA0258 4 5% 01 DEC 2039 | | 2017-02-07 | 2017-12-01 |
| 556 63 FN MA1062 3% 01 MAY 2027 | | 2012-05-07 | 2017-12-01 |
| 191 03 FNMA POOL 0AD0471 | | 2010-08-09 | 2017-12-01 |
| 353 96 FN AD0963 5 5% 01 SEP 2038 | | 2010-08-09 | 2017-12-01 |
| 71 4 FNMA POOL AD7151 4 0% 7/01/25 | | 2012-12-07 | 2017-12-01 |
| 209 65 FNMA POOL 0AD6432 | | 2012-04-05 | 2017-12-01 |
| 27 81 FNMA POOL 0AE0949 | | 2012-12-10 | 2017-12-01 |
| 527 86 FNMA POOL 0AE0981 | | 2013-03-06 | 2017-12-01 |
| 755 02 FNMA POOL 0AE3066 | | 2011-08-09 | 2017-12-01 |
| 127 36 FNMA POOL AE7731 4 5% 11/01/40 | | 2012-12-07 | 2017-12-01 |

Form 990PF Part IV - Capital Gains and Losses for Tax on Investment Income - Columns e - h

| (e) Gross sales price | Depreciation allowed (f) (or allowable) | Cost or other basis (g) plus expense of sale | Gain or (loss) (h) (e) plus (f) minus (g) |
|-----------------------|--|---|--|
| 192 | | 207 | -15 |
| 557 | | 579 | -22 |
| 191 | | 205 | -14 |
| 354 | | 379 | -25 |
| 71 | | 76 | -5 |
| 210 | | 222 | -12 |
| 28 | | 30 | -2 |
| 528 | | 554 | -26 |
| 755 | | 777 | -22 |
| 127 | | 137 | -10 |

Form 990PF Part IV - Capital Gains and Losses for Tax on Investment Income - Columns i - l

| Complete only for assets showing gain in column (h) and owned by the foundation on 12/31/69 | | | (l) Gains (Col (h) gain minus col (k), but not less than -0-) or Losses (from col (h)) |
|---|--------------------------------------|---|---|
| (i) F M V as of 12/31/69 | Adjusted basis (j) as of 12/31/69 | Excess of col (i) (k) over col (j), if any | |
| | | | -15 |
| | | | -22 |
| | | | -14 |
| | | | -25 |
| | | | -5 |
| | | | -12 |
| | | | -2 |
| | | | -26 |
| | | | -22 |
| | | | -10 |

Form 990PF Part IV - Capital Gains and Losses for Tax on Investment Income - Columns a - d

| List and describe the kind(s) of property sold (e g , real estate, (a) 2-story brick warehouse, or common stock, 200 shs MLC Co) | (b) How acquired P—Purchase D—Donation | (c) Date acquired (mo , day, yr) | (d) Date sold (mo , day, yr) |
|--|---|---|-------------------------------------|
| 556 INVITATION HOMES INC | | 2017-04-18 | 2017-12-06 |
| 23423 423 PRUDENTIAL HIGH YIELD FUND-Z | | 2017-10-23 | 2017-12-06 |
| 5345 395 TEMPLETON GLOBAL BD FD ADVISOR CL | | 2013-10-08 | 2017-12-06 |
| 36003 84041 US TREASURY N/B 75% 15 JUL 2019 | | 2017-01-09 | 2017-12-06 |
| 19996 15959 US TREASURY N/B 75% 15 JUL 2019 | | 2017-01-18 | 2017-12-06 |
| 335000 US TREASURY N/B 1 25% 31 JAN 2020 | | 2016-03-14 | 2017-12-07 |
| 104998 97587 US TREASURY N/B 1 25% 31 JAN 2020 | | 2017-12-06 | 2017-12-07 |
| 265001 02413 US TREASURY N/B 1 25% 31 JAN 2020 | | 2017-01-09 | 2017-12-07 |
| 44000 US TREASURY N/B 75% 15 JUL 2019 | | 2017-01-18 | 2017-12-07 |
| 110000 US TREASURY N/B 1 75% 30 APR 2022 | | 2017-12-06 | 2017-12-07 |

Form 990PF Part IV - Capital Gains and Losses for Tax on Investment Income - Columns e - h

| (e) Gross sales price | (f) Depreciation allowed (or allowable) | (g) Cost or other basis plus expense of sale | (h) Gain or (loss) (e) plus (f) minus (g) |
|-----------------------|--|---|--|
| 13 | | 12 | 1 |
| 129,766 | | 129,600 | 166 |
| 64,893 | | 69,330 | -4,437 |
| 35,423 | | 35,457 | -34 |
| 19,674 | | 19,691 | -17 |
| 330,930 | | 335,510 | -4,580 |
| 103,723 | | 104,217 | -494 |
| 261,782 | | 263,055 | -1,273 |
| 43,287 | | 43,325 | -38 |
| 108,402 | | 108,855 | -453 |

Form 990PF Part IV - Capital Gains and Losses for Tax on Investment Income - Columns i - l

| Complete only for assets showing gain in column (h) and owned by the foundation on 12/31/69 | | | (l) Gains (Col (h) gain minus col (k), but not less than -0-) or Losses (from col (h)) |
|---|--------------------------------------|---|--|
| (i) F M V as of 12/31/69 | (j) Adjusted basis as of 12/31/69 | (k) Excess of col (i) over col (j), if any | |
| | | | 1 |
| | | | 166 |
| | | | -4,437 |
| | | | -34 |
| | | | -17 |
| | | | -4,580 |
| | | | -494 |
| | | | -1,273 |
| | | | -38 |
| | | | -453 |

| Form 990PF Part IV - Capital Gains and Losses for Tax on Investment Income - Columns a - d | | | |
|--|---|---|-------------------------------------|
| List and describe the kind(s) of property sold (e g , real estate, (a) 2-story brick warehouse, or common stock, 200 shs MLC Co) | (b) How acquired P—Purchase D—Donation | (c) Date acquired (mo , day, yr) | (d) Date sold (mo , day, yr) |
| 160000 US TREASURY N/B 1 75% 30 APR 2022 | | 2017-03-08 | 2017-12-07 |
| 74000 CA INC | | 2016-04-06 | 2017-12-12 |
| 5000 CA INC | | 2017-07-07 | 2017-12-12 |
| 232 GIGAMON INC | | 2017-02-17 | 2017-12-27 |
| 99 89 FHLMC GOLD G01837 5 0% 7/01/35 | | 2014-07-08 | 2018-01-01 |
| 20 35 FHLMC GOLD G01853 4 5% 8/01/35 | | 2012-12-07 | 2018-01-01 |
| 319 07 FG G05937 4 5% 01 AUG 2040 | | 2012-03-06 | 2018-01-01 |
| 174 5 FG G05408 5% 01 DEC 2036 | | 2012-07-09 | 2018-01-01 |
| 20 88 FG G05676 4% 01 NOV 2039 | | 2012-12-07 | 2018-01-01 |
| 47 03 FG G07810 4 5% 01 MAY 2042 | | 2015-07-07 | 2018-01-01 |

Form 990PF Part IV - Capital Gains and Losses for Tax on Investment Income - Columns e - h

| (e) Gross sales price | Depreciation allowed (f) (or allowable) | Cost or other basis (g) plus expense of sale | Gain or (loss) (h) (e) plus (f) minus (g) |
|-----------------------|--|---|--|
| 157,675 | | 157,564 | 111 |
| 77,600 | | 75,814 | 1,786 |
| 5,243 | | 5,224 | 19 |
| 8,932 | | 7,352 | 1,580 |
| 100 | | 109 | -9 |
| 20 | | 22 | -2 |
| 319 | | 336 | -17 |
| 175 | | 186 | -11 |
| 21 | | 22 | -1 |
| 47 | | 51 | -4 |

Form 990PF Part IV - Capital Gains and Losses for Tax on Investment Income - Columns i - l

| Complete only for assets showing gain in column (h) and owned by the foundation on 12/31/69 | | | (I) Gains (Col (h) gain minus col (k), but not less than -0-) or Losses (from col (h)) |
|---|--------------------------------------|---|--|
| (i) F M V as of 12/31/69 | Adjusted basis (j) as of 12/31/69 | Excess of col (i) (k) over col (j), if any | |
| | | | 111 |
| | | | 1,786 |
| | | | 19 |
| | | | 1,580 |
| | | | -9 |
| | | | -2 |
| | | | -17 |
| | | | -11 |
| | | | -1 |
| | | | -4 |

| Form 990PF Part IV - Capital Gains and Losses for Tax on Investment Income - Columns a - d | | | |
|--|---|---|-------------------------------------|
| List and describe the kind(s) of property sold (e g , real estate, (a) 2-story brick warehouse, or common stock, 200 shs MLC Co) | (b) How acquired P—Purchase D—Donation | (c) Date acquired (mo , day, yr) | (d) Date sold (mo , day, yr) |
| 653 91 FG G15100 2 5% 01 JUL 2028 | | 2016-10-11 | 2018-01-01 |
| 663 31 FG G14496 3% 01 JUN 2027 | | 2016-10-11 | 2018-01-01 |
| 195 18 FED'L HOME LOAN MTGE CORP GRP G08051 | | 2015-04-07 | 2018-01-01 |
| 99 88 FHLMC POOL G0-8331 | | 2014-07-08 | 2018-01-01 |
| 671 41 FHLMC GOLD G08667 3 5% 9/01/45 | | 2016-10-07 | 2018-01-01 |
| 1136 04 FHLMC GOLD G08681 3 5% 12/01/45 | | 2016-01-12 | 2018-01-01 |
| 169 63 FHLMC POOL #G0-8687 | | 2017-07-10 | 2018-01-01 |
| 457 36 FHLMC POOL #G0-8694 | | 2016-10-20 | 2018-01-01 |
| 934 02 FHLMC GOLD G18536 2 5% 1/01/30 | | 2015-02-06 | 2018-01-01 |
| 133 43 FG G18553 2 5% 01 MAY 2030 | | 2015-07-07 | 2018-01-01 |

Form 990PF Part IV - Capital Gains and Losses for Tax on Investment Income - Columns e - h

| (e) Gross sales price | (f) Depreciation allowed (or allowable) | (g) Cost or other basis plus expense of sale | (h) Gain or (loss) (e) plus (f) minus (g) |
|-----------------------|--|---|--|
| 654 | | 674 | -20 |
| 663 | | 691 | -28 |
| 195 | | 215 | -20 |
| 100 | | 107 | -7 |
| 671 | | 705 | -34 |
| 1,136 | | 1,176 | -40 |
| 170 | | 174 | -4 |
| 457 | | 489 | -32 |
| 934 | | 958 | -24 |
| 133 | | 135 | -2 |

Form 990PF Part IV - Capital Gains and Losses for Tax on Investment Income - Columns i - l

| Complete only for assets showing gain in column (h) and owned by the foundation on 12/31/69 | | | (l) Gains (Col (h) gain minus col (k), but not less than -0-) or Losses (from col (h)) |
|---|-----------------------------------|--|--|
| (i) F M V as of 12/31/69 | (j) Adjusted basis as of 12/31/69 | (k) Excess of col (i) over col (j), if any | |
| | | | -20 |
| | | | -28 |
| | | | -20 |
| | | | -7 |
| | | | -34 |
| | | | -40 |
| | | | -4 |
| | | | -32 |
| | | | -24 |
| | | | -2 |

Form 990PF Part IV - Capital Gains and Losses for Tax on Investment Income - Columns a - d

| List and describe the kind(s) of property sold (e g , real estate, (a) 2-story brick warehouse, or common stock, 200 shs MLC Co) | (b) How acquired P—Purchase D—Donation | (c) Date acquired (mo , day, yr) | (d) Date sold (mo , day, yr) |
|--|---|---|-------------------------------------|
| 142 4 FG G18557 3% 01 JUN 2030 | | 2017-07-11 | 2018-01-01 |
| 679 16 FG G18557 3% 01 JUN 2030 | | 2015-09-08 | 2018-01-01 |
| 97 01 FG G18622 2 5% 01 DEC 2031 | | 2017-07-11 | 2018-01-01 |
| 1243 72 FHLMC GOLD J17508 3 0% 12/01/26 | | 2016-07-08 | 2018-01-01 |
| 39 15 FHLMC POOL C0-3531 | | 2015-07-07 | 2018-01-01 |
| 36 1 FG A87580 5% 01 JUL 2039 | | 2012-12-07 | 2018-01-01 |
| 44 83 FG A92179 5% 01 MAY 2040 | | 2015-07-07 | 2018-01-01 |
| 589 99 FG A95147 4% 01 NOV 2040 | | 2012-06-11 | 2018-01-01 |
| 26 97 FG A97420 4% 01 MAR 2041 | | 2017-07-10 | 2018-01-01 |
| 96 34 FG A12809 4 5% 01 AUG 2033 | | 2016-10-07 | 2018-01-01 |

Form 990PF Part IV - Capital Gains and Losses for Tax on Investment Income - Columns e - h

| (e) Gross sales price | Depreciation allowed (f) (or allowable) | Cost or other basis (g) plus expense of sale | Gain or (loss) (h) (e) plus (f) minus (g) |
|-----------------------|--|---|--|
| 142 | | 146 | -4 |
| 679 | | 701 | -22 |
| 97 | | 98 | -1 |
| 1,244 | | 1,300 | -56 |
| 39 | | 41 | -2 |
| 36 | | 38 | -2 |
| 45 | | 49 | -4 |
| 590 | | 625 | -35 |
| 27 | | 28 | -1 |
| 96 | | 105 | -9 |

Form 990PF Part IV - Capital Gains and Losses for Tax on Investment Income - Columns i - l

| Complete only for assets showing gain in column (h) and owned by the foundation on 12/31/69 | | | (I) Gains (Col (h) gain minus col (k), but not less than -0-) or Losses (from col (h)) |
|---|--------------------------------------|---|---|
| (i) F M V as of 12/31/69 | Adjusted basis (j) as of 12/31/69 | Excess of col (i) (k) over col (j), if any | |
| | | | -4 |
| | | | -22 |
| | | | -1 |
| | | | -56 |
| | | | -2 |
| | | | -2 |
| | | | -4 |
| | | | -35 |
| | | | -1 |
| | | | -9 |

| Form 990PF Part IV - Capital Gains and Losses for Tax on Investment Income - Columns a - d | | | |
|--|---|---|-------------------------------------|
| List and describe the kind(s) of property sold (e g , real estate, (a) 2-story brick warehouse, or common stock, 200 shs MLC Co) | (b) How acquired P—Purchase D—Donation | (c) Date acquired (mo , day, yr) | (d) Date sold (mo , day, yr) |
| 17 98 FG Q00866 4 5% 01 MAY 2041 | | 2017-07-11 | 2018-01-01 |
| 122 61 FHLMC GOLD Q00285 4 5% 4/01/41 | | 2015-04-07 | 2018-01-01 |
| 546 24 FHLMC POOL #G6-0080 | | 2015-08-07 | 2018-01-01 |
| 121 63 FEDERAL NAT'L MTGE ASSN POOL 254868 | | 2016-10-07 | 2018-01-01 |
| 98 53 FNMA POOL 0357688 5 0% 1/01/35 | | 2014-06-06 | 2018-01-01 |
| 70 FNMA POOL 0AH3431 | | 2012-12-12 | 2018-01-01 |
| 533 99 FNMA POOL 0AH5575 | | 2013-07-11 | 2018-01-01 |
| 153 58 FN AH5800 3 5% 01 FEB 2026 | | 2016-05-06 | 2018-01-01 |
| 659 87 FNMA POOL AH6827 4 0% 3/01/26 | | 2011-08-09 | 2018-01-01 |
| 1183 33 FN AJ7715 3% 01 DEC 2026 | | 2016-11-07 | 2018-01-01 |

Form 990PF Part IV - Capital Gains and Losses for Tax on Investment Income - Columns e - h

| (e) Gross sales price | Depreciation allowed (f) (or allowable) | Cost or other basis (g) plus expense of sale | Gain or (loss) (h) (e) plus (f) minus (g) |
|-----------------------|--|---|--|
| 18 | | 19 | -1 |
| 123 | | 133 | -10 |
| 546 | | 567 | -21 |
| 122 | | 135 | -13 |
| 99 | | 108 | -9 |
| 70 | | 74 | -4 |
| 534 | | 549 | -15 |
| 154 | | 162 | -8 |
| 660 | | 685 | -25 |
| 1,183 | | 1,232 | -49 |

Form 990PF Part IV - Capital Gains and Losses for Tax on Investment Income - Columns i - l

| Complete only for assets showing gain in column (h) and owned by the foundation on 12/31/69 | | | (I) Gains (Col (h) gain minus col (k), but not less than -0-) or Losses (from col (h)) |
|---|--------------------------------------|---|--|
| (i) F M V as of 12/31/69 | Adjusted basis (j) as of 12/31/69 | Excess of col (i) (k) over col (j), if any | |
| | | | -1 |
| | | | -10 |
| | | | -21 |
| | | | -13 |
| | | | -9 |
| | | | -4 |
| | | | -15 |
| | | | -8 |
| | | | -25 |
| | | | -49 |

Form 990PF Part IV - Capital Gains and Losses for Tax on Investment Income - Columns a - d

| List and describe the kind(s) of property sold (e g , real estate, (a) 2-story brick warehouse, or common stock, 200 shs MLC Co) | (b) How acquired P—Purchase D—Donation | (c) Date acquired (mo , day, yr) | (d) Date sold (mo , day, yr) |
|--|---|---|-------------------------------------|
| 40 1 FNMA POOL AJ9355 3 0% 1/01/27 | | 2012-12-07 | 2018-01-01 |
| 584 5 FNMA POOL AL0393 4 5% 6/01/41 | | 2011-11-04 | 2018-01-01 |
| 250 46 FN AL5537 4 5% 01 APR 2044 | | 2016-03-07 | 2018-01-01 |
| 67 67 FNMA POOL # AL5931 3 5% 9/01/28 | | 2016-03-07 | 2018-01-01 |
| 114 63 FN AL7767 4 5% 01 JUN 2044 | | 2017-07-10 | 2018-01-01 |
| 100 27 FN AL8153 3% 01 MAR 2031 | | 2017-07-11 | 2018-01-01 |
| 386 66 FNMA POOL AQ0546 3 5% 11/01/42 | | 2013-07-08 | 2018-01-01 |
| 45 19 FNMA POOL # AS4991 3 5% 5/01/45 | | 2017-02-07 | 2018-01-01 |
| 694 14 FNMA POOL # AS6191 3 5% 11/01/45 | | 2016-03-07 | 2018-01-01 |
| 345 36 FN AS6520 3 5% 01 JAN 2046 | | 2016-10-07 | 2018-01-01 |

Form 990PF Part IV - Capital Gains and Losses for Tax on Investment Income - Columns e - h

| (e) Gross sales price | Depreciation allowed (f) (or allowable) | Cost or other basis (g) plus expense of sale | Gain or (loss) (h) (e) plus (f) minus (g) |
|-----------------------|--|---|--|
| 40 | | 42 | -2 |
| 585 | | 615 | -30 |
| 250 | | 272 | -22 |
| 68 | | 71 | -3 |
| 115 | | 123 | -8 |
| 100 | | 103 | -3 |
| 387 | | 386 | 1 |
| 45 | | 46 | -1 |
| 694 | | 724 | -30 |
| 345 | | 363 | -18 |

Form 990PF Part IV - Capital Gains and Losses for Tax on Investment Income - Columns i - l

| Complete only for assets showing gain in column (h) and owned by the foundation on 12/31/69 | | | (I) Gains (Col (h) gain minus col (k), but not less than -0-) or Losses (from col (h)) |
|---|--------------------------------------|---|---|
| (i) F M V as of 12/31/69 | Adjusted basis (j) as of 12/31/69 | Excess of col (i) (k) over col (j), if any | |
| | | | -2 |
| | | | -30 |
| | | | -22 |
| | | | -3 |
| | | | -8 |
| | | | -3 |
| | | | 1 |
| | | | -1 |
| | | | -30 |
| | | | -18 |

| Form 990PF Part IV - Capital Gains and Losses for Tax on Investment Income - Columns a - d | | | |
|--|---|---|-------------------------------------|
| List and describe the kind(s) of property sold (e g , real estate, (a) 2-story brick warehouse, or common stock, 200 shs MLC Co) | (b) How acquired P—Purchase D—Donation | (c) Date acquired (mo , day, yr) | (d) Date sold (mo , day, yr) |
| 135 43 FN AS6515 4% 01 JAN 2046 | | 2017-07-10 | 2018-01-01 |
| 304 71 FN AS6515 4% 01 JAN 2046 | | 2016-10-11 | 2018-01-01 |
| 637 43 FNMA POOL # AT2062 2 5% 4/01/28 | | 2014-03-07 | 2018-01-01 |
| 365 86 FNMA POOL AT2720 3% 5/1/43 | | 2015-02-06 | 2018-01-01 |
| 117 41 FN AT7857 2 5% 01 JUN 2028 | | 2016-10-11 | 2018-01-01 |
| 471 82 FNMA POOL 0AU3735 | | 2014-11-07 | 2018-01-01 |
| 158 06 FN AX5306 3 5% 01 JAN 2027 | | 2017-07-11 | 2018-01-01 |
| 459 78 FNMA POOL 735580 5 0% 6/01/35 | | 2011-08-09 | 2018-01-01 |
| 95 53 FEDERAL NAT'L MTGE ASSN POOL 735912 | | 2010-04-08 | 2018-01-01 |
| 409 64 FNMA POOL 0735989 | | 2011-04-07 | 2018-01-01 |

Form 990PF Part IV - Capital Gains and Losses for Tax on Investment Income - Columns e - h

| (e) Gross sales price | (f) Depreciation allowed (or allowable) | (g) Cost or other basis plus expense of sale | (h) Gain or (loss) (e) plus (f) minus (g) |
|-----------------------|--|---|--|
| 135 | | 142 | -7 |
| 305 | | 325 | -20 |
| 637 | | 638 | -1 |
| 366 | | 376 | -10 |
| 117 | | 121 | -4 |
| 472 | | 471 | 1 |
| 158 | | 164 | -6 |
| 460 | | 488 | -28 |
| 96 | | 99 | -3 |
| 410 | | 434 | -24 |

Form 990PF Part IV - Capital Gains and Losses for Tax on Investment Income - Columns i - l

| Complete only for assets showing gain in column (h) and owned by the foundation on 12/31/69 | | | (l) Gains (Col (h) gain minus col (k), but not less than -0-) or Losses (from col (h)) |
|---|--------------------------------------|---|--|
| (i) F M V as of 12/31/69 | (j) Adjusted basis as of 12/31/69 | (k) Excess of col (i) over col (j), if any | |
| | | | -7 |
| | | | -20 |
| | | | -1 |
| | | | -10 |
| | | | -4 |
| | | | 1 |
| | | | -6 |
| | | | -28 |
| | | | -3 |
| | | | -24 |

| Form 990PF Part IV - Capital Gains and Losses for Tax on Investment Income - Columns a - d | | | |
|--|---|---|-------------------------------------|
| List and describe the kind(s) of property sold (e g , real estate, (a) 2-story brick warehouse, or common stock, 200 shs MLC Co) | (b) How acquired P—Purchase D—Donation | (c) Date acquired (mo , day, yr) | (d) Date sold (mo , day, yr) |
| 105 35 FEDERAL NAT'L MTGE ASSN POOL 745275 | | 2012-12-10 | 2018-01-01 |
| 339 82 FEDERAL NAT'L MTGE ASSN POOL 745148 | | 2016-03-07 | 2018-01-01 |
| 81 68 FNMA POOL 0745870 | | 2016-05-06 | 2018-01-01 |
| 43 43 FN BM1036 2 5% 01 FEB 2032 | | 2017-07-11 | 2018-01-01 |
| 223 93 FNMA POOL 0889183 | | 2011-04-08 | 2018-01-01 |
| 371 39 FN 889279 5% 01 MAR 2023 | | 2008-05-08 | 2018-01-01 |
| 243 93 FN 890193 3 5% 01 AUG 2025 | | 2016-10-11 | 2018-01-01 |
| 234 46 FN 889323 5 5% 01 NOV 2022 | | 2008-05-08 | 2018-01-01 |
| 4 91 FNMA POOL 931675 5 5% 1/01/18 | | 2011-06-07 | 2018-01-01 |
| 323 79 FN 960738 5 5% 01 JAN 2038 | | 2008-05-08 | 2018-01-01 |

Form 990PF Part IV - Capital Gains and Losses for Tax on Investment Income - Columns e - h

| (e) Gross sales price | Depreciation allowed (f) (or allowable) | Cost or other basis (g) plus expense of sale | Gain or (loss) (h) (e) plus (f) minus (g) |
|-----------------------|--|---|--|
| 105 | | 113 | -8 |
| 340 | | 376 | -36 |
| 82 | | 90 | -8 |
| 43 | | 44 | -1 |
| 224 | | 240 | -16 |
| 371 | | 372 | -1 |
| 244 | | 255 | -11 |
| 234 | | 236 | -2 |
| 5 | | 5 | |
| 324 | | 326 | -2 |

Form 990PF Part IV - Capital Gains and Losses for Tax on Investment Income - Columns i - l

| Complete only for assets showing gain in column (h) and owned by the foundation on 12/31/69 | | | (l) Gains (Col (h) gain minus col (k), but not less than -0-) or Losses (from col (h)) |
|---|--------------------------------------|---|--|
| (i) F M V as of 12/31/69 | Adjusted basis (j) as of 12/31/69 | Excess of col (i) (k) over col (j), if any | |
| | | | -8 |
| | | | -36 |
| | | | -8 |
| | | | -1 |
| | | | -16 |
| | | | -1 |
| | | | -11 |
| | | | -2 |
| | | | |
| | | | -2 |

| Form 990PF Part IV - Capital Gains and Losses for Tax on Investment Income - Columns a - d | | | |
|--|---|---|-------------------------------------|
| List and describe the kind(s) of property sold (e g , real estate, (a) 2-story brick warehouse, or common stock, 200 shs MLC Co) | (b) How acquired P—Purchase D—Donation | (c) Date acquired (mo , day, yr) | (d) Date sold (mo , day, yr) |
| 193 93 FN 993733 5 5% 01 SEP 2023 | | 2010-04-08 | 2018-01-01 |
| 47 95 FNMA POOL 0995244 | | 2016-05-06 | 2018-01-01 |
| 255 93 FNMA POOL 995960 5 0% 12/01/23 | | 2011-04-07 | 2018-01-01 |
| 297 49 FN AA4392 4% 01 APR 2039 | | 2016-04-07 | 2018-01-01 |
| 244 7 FNMA POOL AA7236 4 0% 6/01/39 | | 2012-02-07 | 2018-01-01 |
| 412 14 FNMA POOL AA7681 4 5% 6/1/2039 | | 2016-10-07 | 2018-01-01 |
| 221 41 FN AB4300 3 5% 01 JAN 2042 | | 2017-07-10 | 2018-01-01 |
| 131 67 FNMA POOL 0AB5716 | | 2016-10-11 | 2018-01-01 |
| 73 35 FN AB7931 3% 01 FEB 2043 | | 2017-07-10 | 2018-01-01 |
| 241 51 FN AB9858 3% 01 JUL 2043 | | 2016-10-07 | 2018-01-01 |

Form 990PF Part IV - Capital Gains and Losses for Tax on Investment Income - Columns e - h

| (e) Gross sales price | (f) Depreciation allowed (or allowable) | (g) Cost or other basis plus expense of sale | (h) Gain or (loss) (e) plus (f) minus (g) |
|-----------------------|--|---|--|
| 194 | | 204 | -10 |
| 48 | | 52 | -4 |
| 256 | | 270 | -14 |
| 297 | | 318 | -21 |
| 245 | | 256 | -11 |
| 412 | | 451 | -39 |
| 221 | | 228 | -7 |
| 132 | | 137 | -5 |
| 73 | | 74 | -1 |
| 242 | | 251 | -9 |

Form 990PF Part IV - Capital Gains and Losses for Tax on Investment Income - Columns i - l

| Complete only for assets showing gain in column (h) and owned by the foundation on 12/31/69 | | | (l) Gains (Col (h) gain minus col (k), but not less than -0-) or Losses (from col (h)) |
|---|--------------------------------------|---|--|
| (i) F M V as of 12/31/69 | (j) Adjusted basis as of 12/31/69 | (k) Excess of col (i) over col (j), if any | |
| | | | -10 |
| | | | -4 |
| | | | -14 |
| | | | -21 |
| | | | -11 |
| | | | -39 |
| | | | -7 |
| | | | -5 |
| | | | -1 |
| | | | -9 |

| Form 990PF Part IV - Capital Gains and Losses for Tax on Investment Income - Columns a - d | | | |
|--|---|---|-------------------------------------|
| List and describe the kind(s) of property sold (e g , real estate, (a) 2-story brick warehouse, or common stock, 200 shs MLC Co) | (b) How acquired P—Purchase D—Donation | (c) Date acquired (mo , day, yr) | (d) Date sold (mo , day, yr) |
| 161 91 FN MA0258 4 5% 01 DEC 2039 | | 2017-02-07 | 2018-01-01 |
| 475 11 FN MA1062 3% 01 MAY 2027 | | 2012-05-07 | 2018-01-01 |
| 155 91 FNMA POOL 0AD0471 | | 2010-08-09 | 2018-01-01 |
| 193 56 FN AD0963 5 5% 01 SEP 2038 | | 2010-08-09 | 2018-01-01 |
| 48 99 FNMA POOL AD7151 4 0% 7/01/25 | | 2012-12-07 | 2018-01-01 |
| 225 77 FNMA POOL 0AD6432 | | 2012-04-05 | 2018-01-01 |
| 27 77 FNMA POOL 0AE0949 | | 2012-12-10 | 2018-01-01 |
| 533 98 FNMA POOL 0AE0981 | | 2013-03-06 | 2018-01-01 |
| 565 39 FNMA POOL 0AE3066 | | 2011-08-09 | 2018-01-01 |
| 103 73 FNMA POOL AE7731 4 5% 11/01/40 | | 2012-12-07 | 2018-01-01 |

Form 990PF Part IV - Capital Gains and Losses for Tax on Investment Income - Columns e - h

| (e) Gross sales price | Depreciation allowed (f) (or allowable) | Cost or other basis (g) plus expense of sale | Gain or (loss) (h) (e) plus (f) minus (g) |
|-----------------------|--|---|--|
| 162 | | 175 | -13 |
| 475 | | 493 | -18 |
| 156 | | 167 | -11 |
| 194 | | 206 | -12 |
| 49 | | 52 | -3 |
| 226 | | 238 | -12 |
| 28 | | 30 | -2 |
| 534 | | 558 | -24 |
| 565 | | 580 | -15 |
| 104 | | 111 | -7 |

Form 990PF Part IV - Capital Gains and Losses for Tax on Investment Income - Columns i - l

| Complete only for assets showing gain in column (h) and owned by the foundation on 12/31/69 | | | (l) Gains (Col (h) gain minus col (k), but not less than -0-) or Losses (from col (h)) |
|---|--------------------------------------|---|---|
| (i) F M V as of 12/31/69 | Adjusted basis (j) as of 12/31/69 | Excess of col (i) (k) over col (j), if any | |
| | | | -13 |
| | | | -18 |
| | | | -11 |
| | | | -12 |
| | | | -3 |
| | | | -12 |
| | | | -2 |
| | | | -24 |
| | | | -15 |
| | | | -7 |

Form 990PF Part IV - Capital Gains and Losses for Tax on Investment Income - Columns a - d

| List and describe the kind(s) of property sold (e g , real estate, (a) 2-story brick warehouse, or common stock, 200 shs MLC Co) | (b) How acquired P—Purchase D—Donation | (c) Date acquired (mo , day, yr) | (d) Date sold (mo , day, yr) |
|--|---|---|-------------------------------------|
| 8000 AT&T INC 5 06% 5/15/18 | | 2016-04-06 | 2018-01-04 |
| 2000 AT&T INC 4 5% 5/15/35 | | 2017-07-07 | 2018-01-04 |
| 10000 AT&T INC 4 5% 5/15/35 | | 2016-05-05 | 2018-01-04 |
| 10000 AMERICAN EXPRESS CREDI 2 6% 9/14/20 | | 2016-04-06 | 2018-01-04 |
| 16000 AMGEN INC 2 25% 8/19/23 | | 2016-08-11 | 2018-01-04 |
| 19000 73314 ANHEUSER-BUSCH INBEV FIN 1 9% 01 FEB 2019 | | 2016-05-05 | 2018-01-04 |
| 5999 26686 ANHEUSER-BUSCH INBEV FIN 1 9% 01 FEB 2019 | | 2016-03-04 | 2018-01-04 |
| 11000 APPLE INC 2 3% 11 MAY 2022 | | 2017-05-05 | 2018-01-04 |
| 10000 APPLE INC 2 1% 12 SEP 2022 | | 2017-09-15 | 2018-01-04 |
| 10000 ASTRAZENECA PLC 1 75% 11/16/18 | | 2016-04-06 | 2018-01-04 |

Form 990PF Part IV - Capital Gains and Losses for Tax on Investment Income - Columns e - h

| (e) Gross sales price | Depreciation allowed (f) (or allowable) | Cost or other basis (g) plus expense of sale | Gain or (loss) (h) (e) plus (f) minus (g) |
|-----------------------|--|---|--|
| 8,102 | | 8,114 | -12 |
| 1,973 | | 1,973 | |
| 9,867 | | 10,077 | -210 |
| 10,042 | | 10,148 | -106 |
| 15,532 | | 15,995 | -463 |
| 18,947 | | 19,089 | -142 |
| 5,982 | | 6,017 | -35 |
| 10,882 | | 10,982 | -100 |
| 9,787 | | 9,923 | -136 |
| 9,971 | | 10,045 | -74 |

Form 990PF Part IV - Capital Gains and Losses for Tax on Investment Income - Columns i - l

| Complete only for assets showing gain in column (h) and owned by the foundation on 12/31/69 | | | (l) Gains (Col (h) gain minus col (k), but not less than -0-) or Losses (from col (h)) |
|---|--------------------------------------|---|--|
| (i) F M V as of 12/31/69 | Adjusted basis (j) as of 12/31/69 | Excess of col (i) (k) over col (j), if any | |
| | | | -12 |
| | | | |
| | | | -210 |
| | | | -106 |
| | | | -463 |
| | | | -142 |
| | | | -35 |
| | | | -100 |
| | | | -136 |
| | | | -74 |

| Form 990PF Part IV - Capital Gains and Losses for Tax on Investment Income - Columns a - d | | | |
|--|---|---|-------------------------------------|
| List and describe the kind(s) of property sold (e g , real estate, (a) 2-story brick warehouse, or common stock, 200 shs MLC Co) | (b) How acquired P—Purchase D—Donation | (c) Date acquired (mo , day, yr) | (d) Date sold (mo , day, yr) |
| 17000 BANK OF MONTREAL 1 5% 7/18/19 | | 2016-07-14 | 2018-01-04 |
| 17999 89906 BIOGEN INC 2 9% 9/15/20 | | 2017-08-24 | 2018-01-04 |
| 7000 10094 BIOGEN INC 2 9% 9/15/20 | | 2017-08-24 | 2018-01-04 |
| 9000 CAPITAL ONE FINANCIAL CO 2 5% 12 MAY | | 2017-07-07 | 2018-01-04 |
| 10000 CISCO SYSTEMS INC 1 6% 2/28/19 | | 2016-04-06 | 2018-01-04 |
| 13000 CISCO SYSTEMS INC 2 5% 20 SEP 2026 | | 2016-09-14 | 2018-01-04 |
| 15000 CITIGROUP INC 2 65% 10/26/20 | | 2016-05-05 | 2018-01-04 |
| 9000 JOHN DEERE CAPITAL COR 2 3% 9/16/19 | | 2016-04-08 | 2018-01-04 |
| 11000 DEUTSCHE BANK AG LONDON 1 875% 13 FEB 2018 | | 2015-02-17 | 2018-01-04 |
| 24000 FEDERAL HOME LN MTG CORP | | 2017-07-24 | 2018-01-04 |

Form 990PF Part IV - Capital Gains and Losses for Tax on Investment Income - Columns e - h

| (e) Gross sales price | Depreciation allowed (f) (or allowable) | Cost or other basis (g) plus expense of sale | Gain or (loss) (h) (e) plus (f) minus (g) |
|-----------------------|--|---|--|
| 16,810 | | 17,007 | -197 |
| 18,228 | | 18,370 | -142 |
| 7,089 | | 7,144 | -55 |
| 8,984 | | 9,036 | -52 |
| 9,947 | | 10,047 | -100 |
| 12,538 | | 13,047 | -509 |
| 15,020 | | 15,113 | -93 |
| 9,020 | | 9,145 | -125 |
| 10,995 | | 11,000 | -5 |
| 33,499 | | 34,085 | -586 |

Form 990PF Part IV - Capital Gains and Losses for Tax on Investment Income - Columns i - l

| Complete only for assets showing gain in column (h) and owned by the foundation on 12/31/69 | | | (l) Gains (Col (h) gain minus col (k), but not less than -0-) or Losses (from col (h)) |
|---|--------------------------------------|---|--|
| (i) F M V as of 12/31/69 | Adjusted basis (j) as of 12/31/69 | Excess of col (i) (k) over col (j), if any | |
| | | | -197 |
| | | | -142 |
| | | | -55 |
| | | | -52 |
| | | | -100 |
| | | | -509 |
| | | | -93 |
| | | | -125 |
| | | | -5 |
| | | | -586 |

| Form 990PF Part IV - Capital Gains and Losses for Tax on Investment Income - Columns a - d | | | |
|--|---|---|-------------------------------------|
| List and describe the kind(s) of property sold (e g , real estate, (a) 2-story brick warehouse, or common stock, 200 shs MLC Co) | (b) How acquired P—Purchase D—Donation | (c) Date acquired (mo , day, yr) | (d) Date sold (mo , day, yr) |
| 16000 FIFTH THIRD BANK 2 25% 6/14/21 | | 2016-06-10 | 2018-01-04 |
| 11000 FORD MOTOR CREDIT CO LLC 3 157% 04 AUG 2020 | | 2017-11-28 | 2018-01-04 |
| 8000 GENERAL ELEC CAP CORP | | 2016-04-06 | 2018-01-04 |
| 12000 GILEAD SCIENCES INC 3 65% 3/01/26 | | 2016-04-06 | 2018-01-04 |
| 6000 GOLDMAN SACHS GROUP IN 7 5% 2/15/19 | | 2016-04-06 | 2018-01-04 |
| 6000 GOLDMAN SACHS GROUP IN 7 5% 2/15/19 | | 2016-04-06 | 2018-01-04 |
| 9000 INTEL CORP | | 2016-04-07 | 2018-01-04 |
| 5000 I B M CORP 3 45% 2/19/26 | | 2017-07-07 | 2018-01-04 |
| 6000 I B M CORP 3 45% 2/19/26 | | 2016-04-06 | 2018-01-04 |
| 22000 JPMORGAN CHASE & CO 3 782% 01 FEB 2028 | | 2017-07-26 | 2018-01-04 |

Form 990PF Part IV - Capital Gains and Losses for Tax on Investment Income - Columns e - h

| (e) Gross sales price | (f) Depreciation allowed (or allowable) | (g) Cost or other basis plus expense of sale | (h) Gain or (loss) (e) plus (f) minus (g) |
|-----------------------|--|---|--|
| 15,812 | | 16,037 | -225 |
| 11,134 | | 11,185 | -51 |
| 8,623 | | 8,842 | -219 |
| 12,411 | | 12,731 | -320 |
| 6,336 | | 6,359 | -23 |
| 6,336 | | 6,359 | -23 |
| 9,298 | | 9,498 | -200 |
| 5,150 | | 5,118 | 32 |
| 6,180 | | 6,234 | -54 |
| 22,669 | | 22,556 | 113 |

Form 990PF Part IV - Capital Gains and Losses for Tax on Investment Income - Columns i - l

| Complete only for assets showing gain in column (h) and owned by the foundation on 12/31/69 | | | (l) Gains (Col (h) gain minus col (k), but not less than -0-) or Losses (from col (h)) |
|---|--------------------------------------|---|--|
| (i) F M V as of 12/31/69 | (j) Adjusted basis as of 12/31/69 | (k) Excess of col (i) over col (j), if any | |
| | | | -225 |
| | | | -51 |
| | | | -219 |
| | | | -320 |
| | | | -23 |
| | | | -23 |
| | | | -200 |
| | | | 32 |
| | | | -54 |
| | | | 113 |

Form 990PF Part IV - Capital Gains and Losses for Tax on Investment Income - Columns a - d

| List and describe the kind(s) of property sold (e g , real estate, (a) 2-story brick warehouse, or common stock, 200 shs MLC Co) | (b) How acquired P—Purchase D—Donation | (c) Date acquired (mo , day, yr) | (d) Date sold (mo , day, yr) |
|--|---|---|-------------------------------------|
| 14000 KROGER CO 2 65% 15 OCT 2026 | | 2016-09-27 | 2018-01-04 |
| 16000 LOCKHEED MARTIN CORP 3 8% 01 MAR 2045 | | 2016-05-05 | 2018-01-04 |
| 8000 BANK OF AMERICA CORP 6 875% 25 APR 2018 | | 2016-04-06 | 2018-01-04 |
| 4000 BANK OF AMERICA CORP 6 875% 25 APR 2018 | | 2016-05-05 | 2018-01-04 |
| 15000 BANK OF AMERICA CORP 6 11% 29 JAN 2037 | | 2016-04-06 | 2018-01-04 |
| 3000 BANK OF AMERICA CORP 6 11% 29 JAN 2037 | | 2017-07-07 | 2018-01-04 |
| 4000 MOLSON COORS BREWING 5 0% 5/01/42 | | 2017-07-07 | 2018-01-04 |
| 14000 MOLSON COORS BREWING 5 0% 5/01/42 | | 2016-04-06 | 2018-01-04 |
| 9000 MORGAN STANLEY 2 75% 19 MAY 2022 | | 2017-09-11 | 2018-01-04 |
| 12000 MORGAN STANLEY 3 7% 23 OCT 2024 | | 2016-05-05 | 2018-01-04 |

Form 990PF Part IV - Capital Gains and Losses for Tax on Investment Income - Columns e - h

| (e) Gross sales price | (f) Depreciation allowed (or allowable) | (g) Cost or other basis plus expense of sale | (h) Gain or (loss) (e) plus (f) minus (g) |
|-----------------------|--|---|--|
| 13,054 | | 13,977 | -923 |
| 16,171 | | 16,146 | 25 |
| 8,116 | | 8,115 | 1 |
| 4,058 | | 4,060 | -2 |
| 19,064 | | 17,230 | 1,834 |
| 3,813 | | 3,658 | 155 |
| 4,519 | | 4,405 | 114 |
| 15,815 | | 14,675 | 1,140 |
| 8,961 | | 9,075 | -114 |
| 12,371 | | 12,366 | 5 |

Form 990PF Part IV - Capital Gains and Losses for Tax on Investment Income - Columns i - l

| Complete only for assets showing gain in column (h) and owned by the foundation on 12/31/69 | | | (l) Gains (Col (h) gain minus col (k), but not less than -0-) or Losses (from col (h)) |
|---|-----------------------------------|--|--|
| (i) F M V as of 12/31/69 | (j) Adjusted basis as of 12/31/69 | (k) Excess of col (i) over col (j), if any | |
| | | | -923 |
| | | | 25 |
| | | | 1 |
| | | | -2 |
| | | | 1,834 |
| | | | 155 |
| | | | 114 |
| | | | 1,140 |
| | | | -114 |
| | | | 5 |

Form 990PF Part IV - Capital Gains and Losses for Tax on Investment Income - Columns a - d

| List and describe the kind(s) of property sold (e g , real estate, (a) 2-story brick warehouse, or common stock, 200 shs MLC Co) | (b) How acquired P—Purchase D—Donation | (c) Date acquired (mo , day, yr) | (d) Date sold (mo , day, yr) |
|--|---|---|-------------------------------------|
| 9000 PRUDENTIAL FINANCIAL INC 4 5% 15 NOV 2020 | | 2016-04-07 | 2018-01-04 |
| 15000 SHELL INTERNATIONAL 1 375% 10 MAY 2019 | | 2016-05-06 | 2018-01-04 |
| 11000 SUNTRUST BANKS INC 2 7% 27 JAN 2022 | | 2016-12-12 | 2018-01-04 |
| 6999 98823 TEVA PHARMACEUTICALS NE 2 8% 21 JUL 2023 | | 2016-07-19 | 2018-01-04 |
| 6000 01177 TEVA PHARMACEUTICALS NE 2 8% 21 JUL 2023 | | 2016-07-19 | 2018-01-04 |
| 9000 TORONTO-DOMINION BANK 2 625% 10 SEP 2018 | | 2016-04-06 | 2018-01-04 |
| 9000 TOYOTA MOTOR CREDIT CORP 3 4% 15 SEP 2021 | | 2016-04-06 | 2018-01-04 |
| 15000 UNITED STATES TREAS BDS DTD 8/15/93 6 25% 08/15/2023 | | 2016-04-06 | 2018-01-04 |
| 58999 98582 US TREASURY N/B 2 875% 15 MAY 2043 | | 2016-05-05 | 2018-01-04 |
| 81000 01418 US TREASURY N/B 2 875% 15 MAY 2043 | | 2016-04-06 | 2018-01-04 |

Form 990PF Part IV - Capital Gains and Losses for Tax on Investment Income - Columns e - h

| (e) Gross sales price | (f) Depreciation allowed (or allowable) | (g) Cost or other basis plus expense of sale | (h) Gain or (loss) (e) plus (f) minus (g) |
|-----------------------|--|---|--|
| 9,492 | | 9,600 | -108 |
| 14,864 | | 14,967 | -103 |
| 10,962 | | 11,016 | -54 |
| 6,118 | | 7,033 | -915 |
| 5,244 | | 6,029 | -785 |
| 9,037 | | 9,066 | -29 |
| 9,293 | | 9,496 | -203 |
| 18,122 | | 18,832 | -710 |
| 60,212 | | 62,532 | -2,320 |
| 82,664 | | 84,604 | -1,940 |

Form 990PF Part IV - Capital Gains and Losses for Tax on Investment Income - Columns i - l

| Complete only for assets showing gain in column (h) and owned by the foundation on 12/31/69 | | | (I) Gains (Col (h) gain minus col (k), but not less than -0-) or Losses (from col (h)) |
|---|--------------------------------------|---|--|
| (i) F M V as of 12/31/69 | (j) Adjusted basis as of 12/31/69 | (k) Excess of col (i) over col (j), if any | |
| | | | -108 |
| | | | -103 |
| | | | -54 |
| | | | -915 |
| | | | -785 |
| | | | -29 |
| | | | -203 |
| | | | -710 |
| | | | -2,320 |
| | | | -1,940 |

Form 990PF Part IV - Capital Gains and Losses for Tax on Investment Income - Columns a - d

| List and describe the kind(s) of property sold (e g , real estate, (a) 2-story brick warehouse, or common stock, 200 shs MLC Co) | (b) How acquired P—Purchase D—Donation | (c) Date acquired (mo , day, yr) | (d) Date sold (mo , day, yr) |
|--|---|---|-------------------------------------|
| 51000 US TREASURY N/B 1 625% 15 MAY 2026 | | 2016-08-10 | 2018-01-04 |
| 13000 VALERO ENERGY CORP 3 4% 15 SEP 2026 | | 2016-10-13 | 2018-01-04 |
| 12000 VERIZON COMMUNICATIONS 6% 01 APR 2041 | | 2016-04-06 | 2018-01-04 |
| 10000 WALGREENS BOOTS ALLIANCE 3 8% 18 NOV 2024 | | 2016-04-06 | 2018-01-04 |
| 14000 WELLS FARGO & COMPANY 4 65% 04 NOV 2044 | | 2016-05-05 | 2018-01-04 |
| 5000 WELLS FARGO & COMPANY 4 65% 04 NOV 2044 | | 2017-07-07 | 2018-01-04 |
| 860 ASSOCIATED BRIT FOODS LTD ADR NEW | | 2017-06-29 | 2018-01-08 |
| 1319 BANCA MEDIOLANUM SPA-ADR | | 2017-06-29 | 2018-01-08 |
| 93 HUNTSMAN CORP | | 2017-01-18 | 2018-01-08 |
| 594 HUNTSMAN CORP | | 2016-06-15 | 2018-01-08 |

Form 990PF Part IV - Capital Gains and Losses for Tax on Investment Income - Columns e - h

| (e) Gross sales price | (f) Depreciation allowed (or allowable) | (g) Cost or other basis plus expense of sale | (h) Gain or (loss) (e) plus (f) minus (g) |
|-----------------------|--|---|--|
| 47,888 | | 51,365 | -3,477 |
| 12,999 | | 12,858 | 141 |
| 14,217 | | 14,608 | -391 |
| 10,221 | | 10,304 | -83 |
| 15,090 | | 14,603 | 487 |
| 5,389 | | 5,246 | 143 |
| 33,335 | | 31,238 | 2,097 |
| 22,330 | | 19,592 | 2,738 |
| 3,215 | | 1,858 | 1,357 |
| 20,534 | | 7,454 | 13,080 |

Form 990PF Part IV - Capital Gains and Losses for Tax on Investment Income - Columns i - l

| Complete only for assets showing gain in column (h) and owned by the foundation on 12/31/69 | | | (I) Gains (Col (h) gain minus col (k), but not less than -0-) or Losses (from col (h)) |
|---|--------------------------------------|---|--|
| (i) F M V as of 12/31/69 | (j) Adjusted basis as of 12/31/69 | (k) Excess of col (i) over col (j), if any | |
| | | | -3,477 |
| | | | 141 |
| | | | -391 |
| | | | -83 |
| | | | 487 |
| | | | 143 |
| | | | 2,097 |
| | | | 2,738 |
| | | | 1,357 |
| | | | 13,080 |

| Form 990PF Part IV - Capital Gains and Losses for Tax on Investment Income - Columns a - d | | | |
|--|---|---|-------------------------------------|
| List and describe the kind(s) of property sold (e g , real estate, (a) 2-story brick warehouse, or common stock, 200 shs MLC Co) | (b) How acquired P—Purchase D—Donation | (c) Date acquired (mo , day, yr) | (d) Date sold (mo , day, yr) |
| 1055 INVITATION HOMES INC | | 2017-04-18 | 2018-01-08 |
| 291 MATSON INC | | 2016-09-29 | 2018-01-08 |
| 1226 NUANCE COMMUNICATIONS INC | | 2016-01-29 | 2018-01-08 |
| 341 NUANCE COMMUNICATIONS INC | | 2017-01-18 | 2018-01-08 |
| 43 STAMPS COM INC | | 2016-08-01 | 2018-01-08 |
| 157 THOR INDS INC | | 2016-06-06 | 2018-01-08 |
| 532 TRIPADVISOR INC-W/I | | 2016-11-14 | 2018-01-08 |
| 442 TRIPADVISOR INC-W/I | | 2017-05-25 | 2018-01-08 |
| 440 WOLVERINE WORLD WIDE INC | | 2016-06-30 | 2018-01-08 |
| 149000 US TREASURY N/B 1 25% 31 JAN 2020 | | 2016-03-10 | 2018-01-10 |

Form 990PF Part IV - Capital Gains and Losses for Tax on Investment Income - Columns e - h

| (e) Gross sales price | (f) Depreciation allowed (or allowable) | (g) Cost or other basis plus expense of sale | (h) Gain or (loss) (e) plus (f) minus (g) |
|-----------------------|--|---|--|
| 24,266 | | 20,297 | 3,969 |
| 8,598 | | 11,380 | -2,782 |
| 20,636 | | 21,431 | -795 |
| 5,740 | | 5,268 | 472 |
| 8,069 | | 2,013 | 6,056 |
| 24,047 | | 8,596 | 15,451 |
| 18,360 | | 28,720 | -10,360 |
| 15,254 | | 18,813 | -3,559 |
| 14,211 | | 8,488 | 5,723 |
| 146,806 | | 149,209 | -2,403 |

Form 990PF Part IV - Capital Gains and Losses for Tax on Investment Income - Columns i - l

| Complete only for assets showing gain in column (h) and owned by the foundation on 12/31/69 | | | (I) Gains (Col (h) gain minus col (k), but not less than -0-) or Losses (from col (h)) |
|---|--------------------------------------|---|--|
| (i) F M V as of 12/31/69 | (j) Adjusted basis as of 12/31/69 | (k) Excess of col (i) over col (j), if any | |
| | | | 3,969 |
| | | | -2,782 |
| | | | -795 |
| | | | 472 |
| | | | 6,056 |
| | | | 15,451 |
| | | | -10,360 |
| | | | -3,559 |
| | | | 5,723 |
| | | | -2,403 |

Form 990PF Part IV - Capital Gains and Losses for Tax on Investment Income - Columns a - d

| List and describe the kind(s) of property sold (e g , real estate, (a) 2-story brick warehouse, or common stock, 200 shs MLC Co) | (b) How acquired P—Purchase D—Donation | (c) Date acquired (mo , day, yr) | (d) Date sold (mo , day, yr) |
|--|---|---|-------------------------------------|
| 75000 US TREASURY N/B 1 25% 31 JAN 2020 | | 2016-04-02 | 2018-01-12 |
| 75000 US TREASURY N/B 1 25% 31 JAN 2020 | | 2016-04-12 | 2018-01-17 |
| 4000 TEVA PHARMACEUTICALS NE 2 8% 21 JUL 2023 | | 2017-07-07 | 2018-01-18 |
| 81000 TEVA PHARMACEUTICALS NE 2 8% 21 JUL 2023 | | 2016-07-19 | 2018-01-18 |
| 75000 US TREASURY N/B 1 75% 30 APR 2022 | | 2017-08-05 | 2018-01-19 |
| 69 59 FHLMC GOLD G01837 5 0% 7/01/35 | | 2014-07-08 | 2018-02-01 |
| 10 71 FHLMC GOLD G01853 4 5% 8/01/35 | | 2012-12-07 | 2018-02-01 |
| 248 25 FG G05937 4 5% 01 AUG 2040 | | 2012-03-06 | 2018-02-01 |
| 197 56 FG G05408 5% 01 DEC 2036 | | 2012-07-09 | 2018-02-01 |
| 17 89 FG G05676 4% 01 NOV 2039 | | 2012-12-07 | 2018-02-01 |

Form 990PF Part IV - Capital Gains and Losses for Tax on Investment Income - Columns e - h

| (e) Gross sales price | (f) Depreciation allowed (or allowable) | (g) Cost or other basis plus expense of sale | (h) Gain or (loss) (e) plus (f) minus (g) |
|-----------------------|--|---|--|
| 73,846 | | 74,976 | -1,130 |
| 73,811 | | 74,761 | -950 |
| 3,523 | | 3,903 | -380 |
| 71,342 | | 81,227 | -9,885 |
| 73,160 | | 73,865 | -705 |
| 70 | | 76 | -6 |
| 11 | | 11 | |
| 248 | | 261 | -13 |
| 198 | | 211 | -13 |
| 18 | | 19 | -1 |

Form 990PF Part IV - Capital Gains and Losses for Tax on Investment Income - Columns i - l

| Complete only for assets showing gain in column (h) and owned by the foundation on 12/31/69 | | | (I) Gains (Col (h) gain minus col (k), but not less than -0-) or Losses (from col (h)) |
|---|-----------------------------------|--|--|
| (i) F M V as of 12/31/69 | (j) Adjusted basis as of 12/31/69 | (k) Excess of col (i) over col (j), if any | |
| | | | -1,130 |
| | | | -950 |
| | | | -380 |
| | | | -9,885 |
| | | | -705 |
| | | | -6 |
| | | | |
| | | | -13 |
| | | | -13 |
| | | | -1 |

| Form 990PF Part IV - Capital Gains and Losses for Tax on Investment Income - Columns a - d | | | |
|--|---|---|-------------------------------------|
| List and describe the kind(s) of property sold (e g , real estate, (a) 2-story brick warehouse, or common stock, 200 shs MLC Co) | (b) How acquired P—Purchase D—Donation | (c) Date acquired (mo , day, yr) | (d) Date sold (mo , day, yr) |
| 29 6 FG G07810 4 5% 01 MAY 2042 | | 2015-07-07 | 2018-02-01 |
| 430 96 FG G15100 2 5% 01 JUL 2028 | | 2016-10-11 | 2018-02-01 |
| 603 72 FG G14496 3% 01 JUN 2027 | | 2016-10-11 | 2018-02-01 |
| 71 94 FED'L HOME LOAN MTGE CORP GRP G08051 | | 2015-04-07 | 2018-02-01 |
| 79 01 FHLMC POOL G0-8331 | | 2014-07-08 | 2018-02-01 |
| 511 46 FHLMC GOLD G08667 3 5% 9/01/45 | | 2016-10-07 | 2018-02-01 |
| 1071 59 FHLMC GOLD G08681 3 5% 12/01/45 | | 2016-01-12 | 2018-02-01 |
| 158 54 FHLMC POOL #G0-8687 | | 2017-07-10 | 2018-02-01 |
| 345 34 FHLMC POOL #G0-8694 | | 2016-10-20 | 2018-02-01 |
| 986 19 FHLMC GOLD G18536 2 5% 1/01/30 | | 2015-02-06 | 2018-02-01 |

Form 990PF Part IV - Capital Gains and Losses for Tax on Investment Income - Columns e - h

| (e) Gross sales price | (f) Depreciation allowed (or allowable) | (g) Cost or other basis plus expense of sale | (h) Gain or (loss) (e) plus (f) minus (g) |
|-----------------------|--|---|--|
| 30 | | 32 | -2 |
| 431 | | 444 | -13 |
| 604 | | 630 | -26 |
| 72 | | 79 | -7 |
| 79 | | 84 | -5 |
| 511 | | 537 | -26 |
| 1,072 | | 1,110 | -38 |
| 159 | | 163 | -4 |
| 345 | | 369 | -24 |
| 986 | | 1,011 | -25 |

Form 990PF Part IV - Capital Gains and Losses for Tax on Investment Income - Columns i - l

| Complete only for assets showing gain in column (h) and owned by the foundation on 12/31/69 | | | (l) Gains (Col (h) gain minus col (k), but not less than -0-) or Losses (from col (h)) |
|---|--------------------------------------|---|--|
| (i) F M V as of 12/31/69 | (j) Adjusted basis as of 12/31/69 | (k) Excess of col (i) over col (j), if any | |
| | | | -2 |
| | | | -13 |
| | | | -26 |
| | | | -7 |
| | | | -5 |
| | | | -26 |
| | | | -38 |
| | | | -4 |
| | | | -24 |
| | | | -25 |

| Form 990PF Part IV - Capital Gains and Losses for Tax on Investment Income - Columns a - d | | | |
|--|---|---|-------------------------------------|
| List and describe the kind(s) of property sold (e g , real estate, (a) 2-story brick warehouse, or common stock, 200 shs MLC Co) | (b) How acquired P—Purchase D—Donation | (c) Date acquired (mo , day, yr) | (d) Date sold (mo , day, yr) |
| 133 84 FG G18553 2 5% 01 MAY 2030 | | 2015-07-07 | 2018-02-01 |
| 519 02 FG G18557 3% 01 JUN 2030 | | 2015-09-08 | 2018-02-01 |
| 108 83 FG G18557 3% 01 JUN 2030 | | 2017-07-11 | 2018-02-01 |
| 97 68 FG G18622 2 5% 01 DEC 2031 | | 2017-07-11 | 2018-02-01 |
| 1073 61 FHLMC GOLD J17508 3 0% 12/01/26 | | 2016-07-08 | 2018-02-01 |
| 45 31 FHLMC POOL C0-3531 | | 2015-07-07 | 2018-02-01 |
| 12 4 FG A87580 5% 01 JUL 2039 | | 2012-12-07 | 2018-02-01 |
| 141 09 FG A92179 5% 01 MAY 2040 | | 2015-07-07 | 2018-02-01 |
| 431 99 FG A95147 4% 01 NOV 2040 | | 2012-06-11 | 2018-02-01 |
| 44 39 FG A97420 4% 01 MAR 2041 | | 2017-07-10 | 2018-02-01 |

Form 990PF Part IV - Capital Gains and Losses for Tax on Investment Income - Columns e - h

| (e) Gross sales price | (f) Depreciation allowed (or allowable) | (g) Cost or other basis plus expense of sale | (h) Gain or (loss) (e) plus (f) minus (g) |
|-----------------------|--|---|--|
| 134 | | 136 | -2 |
| 519 | | 535 | -16 |
| 109 | | 112 | -3 |
| 98 | | 98 | |
| 1,074 | | 1,122 | -48 |
| 45 | | 48 | -3 |
| 12 | | 13 | -1 |
| 141 | | 154 | -13 |
| 432 | | 458 | -26 |
| 44 | | 47 | -3 |

Form 990PF Part IV - Capital Gains and Losses for Tax on Investment Income - Columns i - l

| Complete only for assets showing gain in column (h) and owned by the foundation on 12/31/69 | | | (l) Gains (Col (h) gain minus col (k), but not less than -0-) or Losses (from col (h)) |
|---|--------------------------------------|---|--|
| (i) F M V as of 12/31/69 | (j) Adjusted basis as of 12/31/69 | (k) Excess of col (i) over col (j), if any | |
| | | | -2 |
| | | | -16 |
| | | | -3 |
| | | | |
| | | | -48 |
| | | | -3 |
| | | | -1 |
| | | | -13 |
| | | | -26 |
| | | | -3 |

| Form 990PF Part IV - Capital Gains and Losses for Tax on Investment Income - Columns a - d | | | |
|--|---|---|-------------------------------------|
| List and describe the kind(s) of property sold (e g , real estate, (a) 2-story brick warehouse, or common stock, 200 shs MLC Co) | (b) How acquired P—Purchase D—Donation | (c) Date acquired (mo , day, yr) | (d) Date sold (mo , day, yr) |
| 555 02 FG A12809 4 5% 01 AUG 2033 | | 2016-10-07 | 2018-02-01 |
| 90 61 FG Q00866 4 5% 01 MAY 2041 | | 2017-07-11 | 2018-02-01 |
| 102 33 FHLMC GOLD Q00285 4 5% 4/01/41 | | 2015-04-07 | 2018-02-01 |
| 415 2 FHLMC POOL #G6-0080 | | 2015-08-07 | 2018-02-01 |
| 77 FEDERAL NAT'L MTGE ASSN POOL 254868 | | 2016-10-07 | 2018-02-01 |
| 104 58 FNMA POOL 0357688 5 0% 1/01/35 | | 2014-06-06 | 2018-02-01 |
| 63 77 FNMA POOL 0AH3431 | | 2012-12-12 | 2018-02-01 |
| 618 8 FNMA POOL 0AH5575 | | 2013-07-11 | 2018-02-01 |
| 198 01 FN AH5800 3 5% 01 FEB 2026 | | 2016-05-06 | 2018-02-01 |
| 510 37 FNMA POOL AH6827 4 0% 3/01/26 | | 2011-08-09 | 2018-02-01 |

Form 990PF Part IV - Capital Gains and Losses for Tax on Investment Income - Columns e - h

| (e) Gross sales price | (f) Depreciation allowed (or allowable) | (g) Cost or other basis plus expense of sale | (h) Gain or (loss) (e) plus (f) minus (g) |
|-----------------------|--|---|--|
| 555 | | 606 | -51 |
| 91 | | 97 | -6 |
| 102 | | 111 | -9 |
| 415 | | 431 | -16 |
| 77 | | 85 | -8 |
| 105 | | 115 | -10 |
| 64 | | 67 | -3 |
| 619 | | 637 | -18 |
| 198 | | 208 | -10 |
| 510 | | 529 | -19 |

Form 990PF Part IV - Capital Gains and Losses for Tax on Investment Income - Columns i - l

| Complete only for assets showing gain in column (h) and owned by the foundation on 12/31/69 | | | (l) Gains (Col (h) gain minus col (k), but not less than -0-) or Losses (from col (h)) |
|---|--------------------------------------|---|--|
| (i) F M V as of 12/31/69 | (j) Adjusted basis as of 12/31/69 | (k) Excess of col (i) over col (j), if any | |
| | | | -51 |
| | | | -6 |
| | | | -9 |
| | | | -16 |
| | | | -8 |
| | | | -10 |
| | | | -3 |
| | | | -18 |
| | | | -10 |
| | | | -19 |

Form 990PF Part IV - Capital Gains and Losses for Tax on Investment Income - Columns a - d

| List and describe the kind(s) of property sold (e g , real estate, (a) 2-story brick warehouse, or common stock, 200 shs MLC Co) | (b) How acquired P—Purchase D—Donation | (c) Date acquired (mo , day, yr) | (d) Date sold (mo , day, yr) |
|--|---|---|-------------------------------------|
| 1150 26 FN AJ7715 3% 01 DEC 2026 | | 2016-11-07 | 2018-02-01 |
| 32 58 FNMA POOL AJ9355 3 0% 1/01/27 | | 2012-12-07 | 2018-02-01 |
| 67 37 FNMA POOL AL0393 4 5% 6/01/41 | | 2011-11-04 | 2018-02-01 |
| 139 73 FN AL5537 4 5% 01 APR 2044 | | 2016-03-07 | 2018-02-01 |
| 64 78 FNMA POOL # AL5931 3 5% 9/01/28 | | 2016-03-07 | 2018-02-01 |
| 92 45 FN AL7767 4 5% 01 JUN 2044 | | 2017-07-10 | 2018-02-01 |
| 94 16 FN AL8153 3% 01 MAR 2031 | | 2017-07-11 | 2018-02-01 |
| 536 36 FNMA POOL AQ0546 3 5% 11/01/42 | | 2013-07-08 | 2018-02-01 |
| 118 99 FNMA POOL # AS4991 3 5% 5/01/45 | | 2017-02-07 | 2018-02-01 |
| 502 85 FNMA POOL # AS6191 3 5% 11/01/45 | | 2016-03-07 | 2018-02-01 |

Form 990PF Part IV - Capital Gains and Losses for Tax on Investment Income - Columns e - h

| (e) Gross sales price | (f) Depreciation allowed (or allowable) | (g) Cost or other basis plus expense of sale | (h) Gain or (loss) (e) plus (f) minus (g) |
|-----------------------|--|---|--|
| 1,150 | | 1,198 | -48 |
| 33 | | 34 | -1 |
| 67 | | 71 | -4 |
| 140 | | 152 | -12 |
| 65 | | 68 | -3 |
| 92 | | 99 | -7 |
| 94 | | 97 | -3 |
| 536 | | 535 | 1 |
| 119 | | 122 | -3 |
| 503 | | 524 | -21 |

Form 990PF Part IV - Capital Gains and Losses for Tax on Investment Income - Columns i - l

| Complete only for assets showing gain in column (h) and owned by the foundation on 12/31/69 | | | (l) Gains (Col (h) gain minus col (k), but not less than -0-) or Losses (from col (h)) |
|---|--------------------------------------|---|--|
| (i) F M V as of 12/31/69 | (j) Adjusted basis as of 12/31/69 | (k) Excess of col (i) over col (j), if any | |
| | | | -48 |
| | | | -1 |
| | | | -4 |
| | | | -12 |
| | | | -3 |
| | | | -7 |
| | | | -3 |
| | | | 1 |
| | | | -3 |
| | | | -21 |

| Form 990PF Part IV - Capital Gains and Losses for Tax on Investment Income - Columns a - d | | | |
|--|---|---|-------------------------------------|
| List and describe the kind(s) of property sold (e g , real estate, (a) 2-story brick warehouse, or common stock, 200 shs MLC Co) | (b) How acquired P—Purchase D—Donation | (c) Date acquired (mo , day, yr) | (d) Date sold (mo , day, yr) |
| 307 03 FN AS6520 3 5% 01 JAN 2046 | | 2016-10-07 | 2018-02-01 |
| 114 58 FN AS6515 4% 01 JAN 2046 | | 2017-07-10 | 2018-02-01 |
| 257 81 FN AS6515 4% 01 JAN 2046 | | 2016-10-11 | 2018-02-01 |
| 547 65 FNMA POOL # AT2062 2 5% 4/01/28 | | 2014-03-07 | 2018-02-01 |
| 322 73 FNMA POOL AT2720 3% 5/1/43 | | 2015-02-06 | 2018-02-01 |
| 118 2 FN AT7857 2 5% 01 JUN 2028 | | 2016-10-11 | 2018-02-01 |
| 352 56 FNMA POOL 0AU3735 | | 2014-11-07 | 2018-02-01 |
| 157 97 FN AX5306 3 5% 01 JAN 2027 | | 2017-07-11 | 2018-02-01 |
| 347 3 FNMA POOL 735580 5 0% 6/01/35 | | 2011-08-09 | 2018-02-01 |
| 129 77 FEDERAL NAT'L MTGE ASSN POOL 735912 | | 2010-04-08 | 2018-02-01 |

Form 990PF Part IV - Capital Gains and Losses for Tax on Investment Income - Columns e - h

| (e) Gross sales price | (f) Depreciation allowed (or allowable) | (g) Cost or other basis plus expense of sale | (h) Gain or (loss) (e) plus (f) minus (g) |
|-----------------------|--|---|--|
| 307 | | 323 | -16 |
| 115 | | 120 | -5 |
| 258 | | 275 | -17 |
| 548 | | 548 | |
| 323 | | 331 | -8 |
| 118 | | 122 | -4 |
| 353 | | 352 | 1 |
| 158 | | 164 | -6 |
| 347 | | 369 | -22 |
| 130 | | 135 | -5 |

Form 990PF Part IV - Capital Gains and Losses for Tax on Investment Income - Columns i - l

| Complete only for assets showing gain in column (h) and owned by the foundation on 12/31/69 | | | (l) Gains (Col (h) gain minus col (k), but not less than -0-) or Losses (from col (h)) |
|---|--------------------------------------|---|--|
| (i) F M V as of 12/31/69 | (j) Adjusted basis as of 12/31/69 | (k) Excess of col (i) over col (j), if any | |
| | | | -16 |
| | | | -5 |
| | | | -17 |
| | | | -8 |
| | | | -4 |
| | | | 1 |
| | | | -6 |
| | | | -22 |
| | | | -5 |

| Form 990PF Part IV - Capital Gains and Losses for Tax on Investment Income - Columns a - d | | | |
|--|---|---|-------------------------------------|
| List and describe the kind(s) of property sold (e g , real estate, (a) 2-story brick warehouse, or common stock, 200 shs MLC Co) | (b) How acquired P—Purchase D—Donation | (c) Date acquired (mo , day, yr) | (d) Date sold (mo , day, yr) |
| 369 81 FNMA POOL 0735989 | | 2011-04-07 | 2018-02-01 |
| 93 89 FEDERAL NAT'L MTGE ASSN POOL 745275 | | 2012-12-10 | 2018-02-01 |
| 268 37 FEDERAL NAT'L MTGE ASSN POOL 745148 | | 2016-03-07 | 2018-02-01 |
| 66 73 FNMA POOL 0745870 | | 2016-05-06 | 2018-02-01 |
| 47 83 FN BM1036 2 5% 01 FEB 2032 | | 2017-07-11 | 2018-02-01 |
| 176 15 FNMA POOL 0889183 | | 2011-04-08 | 2018-02-01 |
| 462 98 FN 889279 5% 01 MAR 2023 | | 2008-05-08 | 2018-02-01 |
| 216 12 FN 890193 3 5% 01 AUG 2025 | | 2016-10-11 | 2018-02-01 |
| 272 36 FN 889323 5 5% 01 NOV 2022 | | 2008-05-08 | 2018-02-01 |
| 285 48 FN 960738 5 5% 01 JAN 2038 | | 2008-05-08 | 2018-02-01 |

Form 990PF Part IV - Capital Gains and Losses for Tax on Investment Income - Columns e - h

| (e) Gross sales price | Depreciation allowed (f) (or allowable) | Cost or other basis (g) plus expense of sale | Gain or (loss) (h) (e) plus (f) minus (g) |
|-----------------------|--|---|--|
| 370 | | 390 | -20 |
| 94 | | 100 | -6 |
| 268 | | 296 | -28 |
| 67 | | 74 | -7 |
| 48 | | 48 | |
| 176 | | 188 | -12 |
| 463 | | 464 | -1 |
| 216 | | 226 | -10 |
| 272 | | 274 | -2 |
| 285 | | 287 | -2 |

Form 990PF Part IV - Capital Gains and Losses for Tax on Investment Income - Columns i - l

| Complete only for assets showing gain in column (h) and owned by the foundation on 12/31/69 | | | (l) Gains (Col (h) gain minus col (k), but not less than -0-) or Losses (from col (h)) |
|---|--------------------------------------|---|--|
| (i) F M V as of 12/31/69 | Adjusted basis (j) as of 12/31/69 | Excess of col (i) (k) over col (j), if any | |
| | | | -20 |
| | | | -6 |
| | | | -28 |
| | | | -7 |
| | | | |
| | | | -12 |
| | | | -1 |
| | | | -10 |
| | | | -2 |
| | | | -2 |

Form 990PF Part IV - Capital Gains and Losses for Tax on Investment Income - Columns a - d

| List and describe the kind(s) of property sold (e g , real estate, (a) 2-story brick warehouse, or common stock, 200 shs MLC Co) | (b) How acquired P—Purchase D—Donation | (c) Date acquired (mo , day, yr) | (d) Date sold (mo , day, yr) |
|--|---|---|-------------------------------------|
| 118 29 FN 993733 5 5% 01 SEP 2023 | | 2010-04-08 | 2018-02-01 |
| 172 98 FNMA POOL 0995244 | | 2016-05-06 | 2018-02-01 |
| 199 6 FNMA POOL 995960 5 0% 12/01/23 | | 2011-04-07 | 2018-02-01 |
| 309 21 FN AA4392 4% 01 APR 2039 | | 2016-04-07 | 2018-02-01 |
| 60 57 FNMA POOL AA7236 4 0% 6/01/39 | | 2012-02-07 | 2018-02-01 |
| 269 34 FNMA POOL AA7681 4 5% 6/1/2039 | | 2016-10-07 | 2018-02-01 |
| 134 12 FN AB4300 3 5% 01 JAN 2042 | | 2017-07-10 | 2018-02-01 |
| 81 61 FNMA POOL 0AB5716 | | 2016-10-11 | 2018-02-01 |
| 78 87 FN AB7931 3% 01 FEB 2043 | | 2017-07-10 | 2018-02-01 |
| 237 62 FN AB9858 3% 01 JUL 2043 | | 2016-10-07 | 2018-02-01 |

Form 990PF Part IV - Capital Gains and Losses for Tax on Investment Income - Columns e - h

| (e) Gross sales price | (f) Depreciation allowed (or allowable) | (g) Cost or other basis plus expense of sale | (h) Gain or (loss) (e) plus (f) minus (g) |
|-----------------------|--|---|--|
| 118 | | 124 | -6 |
| 173 | | 188 | -15 |
| 200 | | 209 | -9 |
| 309 | | 330 | -21 |
| 61 | | 63 | -2 |
| 269 | | 294 | -25 |
| 134 | | 138 | -4 |
| 82 | | 85 | -3 |
| 79 | | 79 | |
| 238 | | 247 | -9 |

Form 990PF Part IV - Capital Gains and Losses for Tax on Investment Income - Columns i - l

| Complete only for assets showing gain in column (h) and owned by the foundation on 12/31/69 | | | (l) Gains (Col (h) gain minus col (k), but not less than -0-) or Losses (from col (h)) |
|---|--------------------------------------|---|--|
| (i) F M V as of 12/31/69 | (j) Adjusted basis as of 12/31/69 | (k) Excess of col (i) over col (j), if any | |
| | | | -6 |
| | | | -15 |
| | | | -9 |
| | | | -21 |
| | | | -2 |
| | | | -25 |
| | | | -4 |
| | | | -3 |
| | | | |
| | | | -9 |

| Form 990PF Part IV - Capital Gains and Losses for Tax on Investment Income - Columns a - d | | | |
|--|---|---|-------------------------------------|
| List and describe the kind(s) of property sold (e g , real estate, (a) 2-story brick warehouse, or common stock, 200 shs MLC Co) | (b) How acquired P—Purchase D—Donation | (c) Date acquired (mo , day, yr) | (d) Date sold (mo , day, yr) |
| 193 85 FN MA0258 4 5% 01 DEC 2039 | | 2017-02-07 | 2018-02-01 |
| 593 07 FN MA1062 3% 01 MAY 2027 | | 2012-05-07 | 2018-02-01 |
| 184 3 FNMA POOL 0AD0471 | | 2010-08-09 | 2018-02-01 |
| 247 27 FN AD0963 5 5% 01 SEP 2038 | | 2010-08-09 | 2018-02-01 |
| 54 41 FNMA POOL AD7151 4 0% 7/01/25 | | 2012-12-07 | 2018-02-01 |
| 158 64 FNMA POOL 0AD6432 | | 2012-04-05 | 2018-02-01 |
| 24 75 FNMA POOL 0AE0949 | | 2012-12-10 | 2018-02-01 |
| 443 22 FNMA POOL 0AE0981 | | | 2018-02-01 |
| 645 39 FNMA POOL 0AE3066 | | 2011-08-09 | 2018-02-01 |
| 118 38 FNMA POOL AE7731 4 5% 11/01/40 | | 2012-12-07 | 2018-02-01 |

Form 990PF Part IV - Capital Gains and Losses for Tax on Investment Income - Columns e - h

| (e) Gross sales price | Depreciation allowed (f) (or allowable) | Cost or other basis (g) plus expense of sale | Gain or (loss) (h) (e) plus (f) minus (g) |
|-----------------------|--|---|--|
| 194 | | 209 | -15 |
| 593 | | 615 | -22 |
| 184 | | 196 | -12 |
| 247 | | 262 | -15 |
| 54 | | 58 | -4 |
| 159 | | 167 | -8 |
| 25 | | 26 | -1 |
| 443 | | | 443 |
| 645 | | 662 | -17 |
| 118 | | 127 | -9 |

Form 990PF Part IV - Capital Gains and Losses for Tax on Investment Income - Columns i - l

| Complete only for assets showing gain in column (h) and owned by the foundation on 12/31/69 | | | (I) Gains (Col (h) gain minus col (k), but not less than -0-) or Losses (from col (h)) |
|---|--------------------------------------|---|---|
| (i) F M V as of 12/31/69 | Adjusted basis (j) as of 12/31/69 | Excess of col (i) (k) over col (j), if any | |
| | | | -15 |
| | | | -22 |
| | | | -12 |
| | | | -15 |
| | | | -4 |
| | | | -8 |
| | | | -1 |
| | | | 443 |
| | | | -17 |
| | | | -9 |

Form 990PF Part IV - Capital Gains and Losses for Tax on Investment Income - Columns a - d

| List and describe the kind(s) of property sold (e g , real estate, (a) 2-story brick warehouse, or common stock, 200 shs MLC Co) | (b) How acquired P—Purchase D—Donation | (c) Date acquired (mo , day, yr) | (d) Date sold (mo , day, yr) |
|--|---|---|-------------------------------------|
| 69000 DEUTSCHE BANK AG LONDON 1 875% 13 FEB 2018 | | 2016-05-05 | 2018-02-13 |
| 5000 DEUTSCHE BANK AG LONDON 1 875% 13 FEB 2018 | | 2017-07-07 | 2018-02-13 |
| 36000 US TREASURY N/B 75% 15 JUL 2019 | | 2017-02-08 | 2018-02-13 |
| 79000 US TREASURY N/B 1 625% 15 MAY 2026 | | 2016-08-10 | 2018-02-16 |
| 40999 98406 US TREASURY N/B 2 875% 15 MAY 2043 | | 2016-03-14 | 2018-02-21 |
| 34000 01594 US TREASURY N/B 2 875% 15 MAY 2043 | | 2016-02-10 | 2018-02-21 |
| 77 48 FHLMC GOLD G01837 5 0% 7/01/35 | | 2014-07-08 | 2018-03-01 |
| 14 72 FHLMC GOLD G01853 4 5% 8/01/35 | | 2012-12-07 | 2018-03-01 |
| 140 04 FG G05937 4 5% 01 AUG 2040 | | 2012-03-06 | 2018-03-01 |
| 162 74 FG G05408 5% 01 DEC 2036 | | 2012-07-09 | 2018-03-01 |

Form 990PF Part IV - Capital Gains and Losses for Tax on Investment Income - Columns e - h

| (e) Gross sales price | Depreciation allowed (f) (or allowable) | Cost or other basis (g) plus expense of sale | Gain or (loss) (h) (e) plus (f) minus (g) |
|-----------------------|--|---|--|
| 69,000 | | 68,962 | 38 |
| 5,000 | | 5,000 | |
| 35,332 | | 35,402 | -70 |
| 71,859 | | 79,558 | -7,699 |
| 39,145 | | 41,901 | -2,756 |
| 32,462 | | 34,747 | -2,285 |
| 77 | | 84 | -7 |
| 15 | | 16 | -1 |
| 140 | | 147 | -7 |
| 163 | | 173 | -10 |

Form 990PF Part IV - Capital Gains and Losses for Tax on Investment Income - Columns i - l

| Complete only for assets showing gain in column (h) and owned by the foundation on 12/31/69 | | | (l) Gains (Col (h) gain minus col (k), but not less than -0-) or Losses (from col (h)) |
|---|--------------------------------------|---|--|
| (i) F M V as of 12/31/69 | Adjusted basis (j) as of 12/31/69 | Excess of col (i) (k) over col (j), if any | |
| | | | 38 |
| | | | |
| | | | -70 |
| | | | -7,699 |
| | | | -2,756 |
| | | | -2,285 |
| | | | -7 |
| | | | -1 |
| | | | -7 |
| | | | -10 |

Form 990PF Part IV - Capital Gains and Losses for Tax on Investment Income - Columns a - d

| List and describe the kind(s) of property sold (e g , real estate, (a) 2-story brick warehouse, or common stock, 200 shs MLC Co) | (b) How acquired P—Purchase D—Donation | (c) Date acquired (mo , day, yr) | (d) Date sold (mo , day, yr) |
|--|---|---|-------------------------------------|
| 28 44 FG G05676 4% 01 NOV 2039 | | 2012-12-07 | 2018-03-01 |
| 30 41 FG G07810 4 5% 01 MAY 2042 | | 2015-07-07 | 2018-03-01 |
| 508 22 FG G15100 2 5% 01 JUL 2028 | | 2016-10-11 | 2018-03-01 |
| 419 23 FG G14496 3% 01 JUN 2027 | | 2016-10-11 | 2018-03-01 |
| 152 55 FED'L HOME LOAN MTGE CORP GRP G08051 | | 2015-04-07 | 2018-03-01 |
| 65 27 FHLMC POOL G0-8331 | | 2014-07-08 | 2018-03-01 |
| 549 FHLMC GOLD G08667 3 5% 9/01/45 | | 2016-10-07 | 2018-03-01 |
| 945 69 FHLMC GOLD G08681 3 5% 12/01/45 | | 2016-01-12 | 2018-03-01 |
| 150 77 FHLMC POOL #G0-8687 | | 2017-07-10 | 2018-03-01 |
| 450 3 FHLMC POOL #G0-8694 | | 2016-10-20 | 2018-03-01 |

Form 990PF Part IV - Capital Gains and Losses for Tax on Investment Income - Columns e - h

| (e) Gross sales price | (f) Depreciation allowed (or allowable) | (g) Cost or other basis plus expense of sale | (h) Gain or (loss) (e) plus (f) minus (g) |
|-----------------------|--|---|--|
| 28 | | 30 | -2 |
| 30 | | 33 | -3 |
| 508 | | 523 | -15 |
| 419 | | 437 | -18 |
| 153 | | 168 | -15 |
| 65 | | 70 | -5 |
| 549 | | 577 | -28 |
| 946 | | 979 | -33 |
| 151 | | 155 | -4 |
| 450 | | 481 | -31 |

Form 990PF Part IV - Capital Gains and Losses for Tax on Investment Income - Columns i - l

| Complete only for assets showing gain in column (h) and owned by the foundation on 12/31/69 | | | (l) Gains (Col (h) gain minus col (k), but not less than -0-) or Losses (from col (h)) |
|---|--------------------------------------|---|--|
| (i) F M V as of 12/31/69 | (j) Adjusted basis as of 12/31/69 | (k) Excess of col (i) over col (j), if any | |
| | | | -2 |
| | | | -3 |
| | | | -15 |
| | | | -18 |
| | | | -15 |
| | | | -5 |
| | | | -28 |
| | | | -33 |
| | | | -4 |
| | | | -31 |

Form 990PF Part IV - Capital Gains and Losses for Tax on Investment Income - Columns a - d

| List and describe the kind(s) of property sold (e g , real estate, (a) 2-story brick warehouse, or common stock, 200 shs MLC Co) | (b) How acquired P—Purchase D—Donation | (c) Date acquired (mo , day, yr) | (d) Date sold (mo , day, yr) |
|--|---|---|-------------------------------------|
| 903 13 FHLMC GOLD G18536 2 5% 1/01/30 | | 2015-02-06 | 2018-03-01 |
| 126 93 FG G18553 2 5% 01 MAY 2030 | | 2015-07-07 | 2018-03-01 |
| 122 24 FG G18557 3% 01 JUN 2030 | | 2017-07-11 | 2018-03-01 |
| 582 99 FG G18557 3% 01 JUN 2030 | | 2015-09-08 | 2018-03-01 |
| 92 31 FG G18622 2 5% 01 DEC 2031 | | 2017-07-11 | 2018-03-01 |
| 1026 08 FHLMC GOLD J17508 3 0% 12/01/26 | | 2016-07-08 | 2018-03-01 |
| 54 72 FHLMC POOL C0-3531 | | 2015-07-07 | 2018-03-01 |
| 18 79 FG A87580 5% 01 JUL 2039 | | 2012-12-07 | 2018-03-01 |
| 88 77 FG A92179 5% 01 MAY 2040 | | 2015-07-07 | 2018-03-01 |
| 197 64 FG A95147 4% 01 NOV 2040 | | 2012-06-11 | 2018-03-01 |

Form 990PF Part IV - Capital Gains and Losses for Tax on Investment Income - Columns e - h

| (e) Gross sales price | (f) Depreciation allowed (or allowable) | (g) Cost or other basis plus expense of sale | (h) Gain or (loss) (e) plus (f) minus (g) |
|-----------------------|--|---|--|
| 903 | | 926 | -23 |
| 127 | | 129 | -2 |
| 122 | | 125 | -3 |
| 583 | | 601 | -18 |
| 92 | | 93 | -1 |
| 1,026 | | 1,071 | -45 |
| 55 | | 58 | -3 |
| 19 | | 20 | -1 |
| 89 | | 97 | -8 |
| 198 | | 209 | -11 |

Form 990PF Part IV - Capital Gains and Losses for Tax on Investment Income - Columns i - l

| Complete only for assets showing gain in column (h) and owned by the foundation on 12/31/69 | | | (l) Gains (Col (h) gain minus col (k), but not less than -0-) or Losses (from col (h)) |
|---|--------------------------------------|---|--|
| (i) F M V as of 12/31/69 | (j) Adjusted basis as of 12/31/69 | (k) Excess of col (i) over col (j), if any | |
| | | | -23 |
| | | | -2 |
| | | | -3 |
| | | | -18 |
| | | | -1 |
| | | | -45 |
| | | | -3 |
| | | | -1 |
| | | | -8 |
| | | | -11 |

| Form 990PF Part IV - Capital Gains and Losses for Tax on Investment Income - Columns a - d | | | |
|--|---|---|-------------------------------------|
| List and describe the kind(s) of property sold (e g , real estate, (a) 2-story brick warehouse, or common stock, 200 shs MLC Co) | (b) How acquired P—Purchase D—Donation | (c) Date acquired (mo , day, yr) | (d) Date sold (mo , day, yr) |
| 59 17 FG A97420 4% 01 MAR 2041 | | 2017-07-10 | 2018-03-01 |
| 95 49 FG A12809 4 5% 01 AUG 2033 | | 2016-10-07 | 2018-03-01 |
| 67 59 FG Q00866 4 5% 01 MAY 2041 | | 2017-07-11 | 2018-03-01 |
| 34 12 FHLMC GOLD Q00285 4 5% 4/01/41 | | 2015-04-07 | 2018-03-01 |
| 487 36 FHLMC POOL #G6-0080 | | 2015-08-07 | 2018-03-01 |
| 115 86 FEDERAL NAT'L MTGE ASSN POOL 254868 | | 2016-10-07 | 2018-03-01 |
| 186 76 FNMA POOL 0357688 5 0% 1/01/35 | | 2014-06-06 | 2018-03-01 |
| 70 41 FNMA POOL 0AH3431 | | 2012-12-12 | 2018-03-01 |
| 461 95 FNMA POOL 0AH5575 | | 2013-07-11 | 2018-03-01 |
| 131 15 FN AH5800 3 5% 01 FEB 2026 | | 2016-05-06 | 2018-03-01 |

Form 990PF Part IV - Capital Gains and Losses for Tax on Investment Income - Columns e - h

| (e) Gross sales price | (f) Depreciation allowed (or allowable) | (g) Cost or other basis plus expense of sale | (h) Gain or (loss) (e) plus (f) minus (g) |
|-----------------------|--|---|--|
| 59 | | 62 | -3 |
| 95 | | 104 | -9 |
| 68 | | 73 | -5 |
| 34 | | 37 | -3 |
| 487 | | 505 | -18 |
| 116 | | 128 | -12 |
| 187 | | 203 | -16 |
| 70 | | 73 | -3 |
| 462 | | 475 | -13 |
| 131 | | 138 | -7 |

Form 990PF Part IV - Capital Gains and Losses for Tax on Investment Income - Columns i - l

| Complete only for assets showing gain in column (h) and owned by the foundation on 12/31/69 | | | (l) Gains (Col (h) gain minus col (k), but not less than -0-) or Losses (from col (h)) |
|---|--------------------------------------|---|--|
| (i) F M V as of 12/31/69 | (j) Adjusted basis as of 12/31/69 | (k) Excess of col (i) over col (j), if any | |
| | | | -3 |
| | | | -9 |
| | | | -5 |
| | | | -3 |
| | | | -18 |
| | | | -12 |
| | | | -16 |
| | | | -3 |
| | | | -13 |
| | | | -7 |

| Form 990PF Part IV - Capital Gains and Losses for Tax on Investment Income - Columns a - d | | | |
|--|---|---|-------------------------------------|
| List and describe the kind(s) of property sold (e g , real estate, (a) 2-story brick warehouse, or common stock, 200 shs MLC Co) | (b) How acquired P—Purchase D—Donation | (c) Date acquired (mo , day, yr) | (d) Date sold (mo , day, yr) |
| 585 98 FNMA POOL AH6827 4 0% 3/01/26 | | 2011-08-09 | 2018-03-01 |
| 1040 97 FN AJ7715 3% 01 DEC 2026 | | 2016-11-07 | 2018-03-01 |
| 42 6 FNMA POOL AJ9355 3 0% 1/01/27 | | 2012-12-07 | 2018-03-01 |
| 352 53 FNMA POOL AL0393 4 5% 6/01/41 | | 2011-11-04 | 2018-03-01 |
| 136 67 FN AL5537 4 5% 01 APR 2044 | | 2016-03-07 | 2018-03-01 |
| 57 85 FNMA POOL # AL5931 3 5% 9/01/28 | | 2016-03-07 | 2018-03-01 |
| 142 FN AL7767 4 5% 01 JUN 2044 | | 2017-07-10 | 2018-03-01 |
| 79 93 FN AL8153 3% 01 MAR 2031 | | 2017-07-11 | 2018-03-01 |
| 226 83 FNMA POOL AQ0546 3 5% 11/01/42 | | 2013-07-08 | 2018-03-01 |
| 91 75 FNMA POOL # AS4991 3 5% 5/01/45 | | 2017-02-07 | 2018-03-01 |

Form 990PF Part IV - Capital Gains and Losses for Tax on Investment Income - Columns e - h

| (e) Gross sales price | Depreciation allowed (f) (or allowable) | Cost or other basis (g) plus expense of sale | Gain or (loss) (h) (e) plus (f) minus (g) |
|-----------------------|--|---|--|
| 586 | | 602 | -16 |
| 1,041 | | 1,085 | -44 |
| 43 | | 44 | -1 |
| 353 | | 370 | -17 |
| 137 | | 148 | -11 |
| 58 | | 61 | -3 |
| 142 | | 153 | -11 |
| 80 | | 82 | -2 |
| 227 | | 226 | 1 |
| 92 | | 94 | -2 |

Form 990PF Part IV - Capital Gains and Losses for Tax on Investment Income - Columns i - l

| Complete only for assets showing gain in column (h) and owned by the foundation on 12/31/69 | | | (I) Gains (Col (h) gain minus col (k), but not less than -0-) or Losses (from col (h)) |
|---|--------------------------------------|---|--|
| (i) F M V as of 12/31/69 | Adjusted basis (j) as of 12/31/69 | Excess of col (i) (k) over col (j), if any | |
| | | | -16 |
| | | | -44 |
| | | | -1 |
| | | | -17 |
| | | | -11 |
| | | | -3 |
| | | | -11 |
| | | | -2 |
| | | | 1 |
| | | | -2 |

| Form 990PF Part IV - Capital Gains and Losses for Tax on Investment Income - Columns a - d | | | |
|--|---|---|-------------------------------------|
| List and describe the kind(s) of property sold (e g , real estate, (a) 2-story brick warehouse, or common stock, 200 shs MLC Co) | (b) How acquired P—Purchase D—Donation | (c) Date acquired (mo , day, yr) | (d) Date sold (mo , day, yr) |
| 659 91 FNMA POOL # AS6191 3 5% 11/01/45 | | 2016-03-07 | 2018-03-01 |
| 198 14 FN AS6520 3 5% 01 JAN 2046 | | 2016-10-07 | 2018-03-01 |
| 155 66 FN AS6515 4% 01 JAN 2046 | | 2016-10-11 | 2018-03-01 |
| 69 18 FN AS6515 4% 01 JAN 2046 | | 2017-07-10 | 2018-03-01 |
| 561 74 FNMA POOL # AT2062 2 5% 4/01/28 | | 2014-03-07 | 2018-03-01 |
| 477 41 FNMA POOL AT2720 3% 5/1/43 | | 2015-02-06 | 2018-03-01 |
| 118 07 FN AT7857 2 5% 01 JUN 2028 | | 2016-10-11 | 2018-03-01 |
| 263 47 FNMA POOL 0AU3735 | | 2014-11-07 | 2018-03-01 |
| 163 28 FN AX5306 3 5% 01 JAN 2027 | | 2017-07-11 | 2018-03-01 |
| 366 05 FNMA POOL 735580 5 0% 6/01/35 | | 2011-08-09 | 2018-03-01 |

Form 990PF Part IV - Capital Gains and Losses for Tax on Investment Income - Columns e - h

| (e) Gross sales price | (f) Depreciation allowed (or allowable) | (g) Cost or other basis plus expense of sale | (h) Gain or (loss) (e) plus (f) minus (g) |
|-----------------------|--|---|--|
| 660 | | 689 | -29 |
| 198 | | 208 | -10 |
| 156 | | 166 | -10 |
| 69 | | 73 | -4 |
| 562 | | 562 | |
| 477 | | 490 | -13 |
| 118 | | 122 | -4 |
| 263 | | 263 | |
| 163 | | 170 | -7 |
| 366 | | 387 | -21 |

Form 990PF Part IV - Capital Gains and Losses for Tax on Investment Income - Columns i - l

| Complete only for assets showing gain in column (h) and owned by the foundation on 12/31/69 | | | (l) Gains (Col (h) gain minus col (k), but not less than -0-) or Losses (from col (h)) |
|---|--------------------------------------|---|---|
| (i) F M V as of 12/31/69 | (j) Adjusted basis as of 12/31/69 | (k) Excess of col (i) over col (j), if any | |
| | | | -29 |
| | | | -10 |
| | | | -10 |
| | | | -4 |
| | | | |
| | | | -13 |
| | | | -4 |
| | | | |
| | | | -7 |
| | | | -21 |

| Form 990PF Part IV - Capital Gains and Losses for Tax on Investment Income - Columns a - d | | | |
|--|---|---|-------------------------------------|
| List and describe the kind(s) of property sold (e g , real estate, (a) 2-story brick warehouse, or common stock, 200 shs MLC Co) | (b) How acquired P—Purchase D—Donation | (c) Date acquired (mo , day, yr) | (d) Date sold (mo , day, yr) |
| 63 05 FEDERAL NAT'L MTGE ASSN POOL 735912 | | 2010-04-08 | 2018-03-01 |
| 396 97 FNMA POOL 0735989 | | 2011-04-07 | 2018-03-01 |
| 90 11 FEDERAL NAT'L MTGE ASSN POOL 745275 | | 2012-12-10 | 2018-03-01 |
| 331 34 FEDERAL NAT'L MTGE ASSN POOL 745148 | | 2016-03-07 | 2018-03-01 |
| 61 04 FNMA POOL 0745870 | | 2016-05-06 | 2018-03-01 |
| 42 29 FN BM1036 2 5% 01 FEB 2032 | | 2017-07-11 | 2018-03-01 |
| 169 34 FNMA POOL 0889183 | | 2011-04-08 | 2018-03-01 |
| 374 32 FN 889279 5% 01 MAR 2023 | | 2008-05-08 | 2018-03-01 |
| 178 83 FN 890193 3 5% 01 AUG 2025 | | 2016-10-11 | 2018-03-01 |
| 227 38 FN 889323 5 5% 01 NOV 2022 | | 2008-05-08 | 2018-03-01 |

Form 990PF Part IV - Capital Gains and Losses for Tax on Investment Income - Columns e - h

| (e) Gross sales price | (f) Depreciation allowed (or allowable) | (g) Cost or other basis plus expense of sale | (h) Gain or (loss) (e) plus (f) minus (g) |
|-----------------------|--|---|--|
| 63 | | 65 | -2 |
| 397 | | 418 | -21 |
| 90 | | 96 | -6 |
| 331 | | 366 | -35 |
| 61 | | 67 | -6 |
| 42 | | 43 | -1 |
| 169 | | 174 | -5 |
| 374 | | 375 | -1 |
| 179 | | 187 | -8 |
| 227 | | 229 | -2 |

Form 990PF Part IV - Capital Gains and Losses for Tax on Investment Income - Columns i - l

| Complete only for assets showing gain in column (h) and owned by the foundation on 12/31/69 | | | (l) Gains (Col (h) gain minus col (k), but not less than -0-) or Losses (from col (h)) |
|---|--------------------------------------|---|--|
| (i) F M V as of 12/31/69 | (j) Adjusted basis as of 12/31/69 | (k) Excess of col (i) over col (j), if any | |
| | | | -2 |
| | | | -21 |
| | | | -6 |
| | | | -35 |
| | | | -6 |
| | | | -1 |
| | | | -5 |
| | | | -1 |
| | | | -8 |
| | | | -2 |

| Form 990PF Part IV - Capital Gains and Losses for Tax on Investment Income - Columns a - d | | | |
|--|---|---|-------------------------------------|
| List and describe the kind(s) of property sold (e g , real estate, (a) 2-story brick warehouse, or common stock, 200 shs MLC Co) | (b) How acquired P—Purchase D—Donation | (c) Date acquired (mo , day, yr) | (d) Date sold (mo , day, yr) |
| 247 37 FN 960738 5 5% 01 JAN 2038 | | 2008-05-08 | 2018-03-01 |
| 168 29 FN 993733 5 5% 01 SEP 2023 | | 2010-04-08 | 2018-03-01 |
| 114 02 FNMA POOL 0995244 | | 2016-05-06 | 2018-03-01 |
| 301 35 FNMA POOL 995960 5 0% 12/01/23 | | 2011-04-07 | 2018-03-01 |
| 215 33 FN AA4392 4% 01 APR 2039 | | 2016-04-07 | 2018-03-01 |
| 401 3 FNMA POOL AA7236 4 0% 6/01/39 | | 2012-02-07 | 2018-03-01 |
| 216 29 FNMA POOL AA7681 4 5% 6/1/2039 | | 2016-10-07 | 2018-03-01 |
| 103 7 FN AB4300 3 5% 01 JAN 2042 | | 2017-07-10 | 2018-03-01 |
| 102 61 FNMA POOL 0AB5716 | | 2016-10-11 | 2018-03-01 |
| 100 FN AB7931 3% 01 FEB 2043 | | 2017-07-10 | 2018-03-01 |

Form 990PF Part IV - Capital Gains and Losses for Tax on Investment Income - Columns e - h

| (e) Gross sales price | Depreciation allowed (f) (or allowable) | Cost or other basis (g) plus expense of sale | Gain or (loss) (h) (e) plus (f) minus (g) |
|-----------------------|--|---|--|
| 247 | | 249 | -2 |
| 168 | | 173 | -5 |
| 114 | | 124 | -10 |
| 301 | | 310 | -9 |
| 215 | | 230 | -15 |
| 401 | | 419 | -18 |
| 216 | | 236 | -20 |
| 104 | | 107 | -3 |
| 103 | | 107 | -4 |
| 100 | | 100 | |

Form 990PF Part IV - Capital Gains and Losses for Tax on Investment Income - Columns i - l

| Complete only for assets showing gain in column (h) and owned by the foundation on 12/31/69 | | | (l) Gains (Col (h) gain minus col (k), but not less than -0-) or Losses (from col (h)) |
|---|--------------------------------------|---|--|
| (i) F M V as of 12/31/69 | Adjusted basis (j) as of 12/31/69 | Excess of col (i) (k) over col (j), if any | |
| | | | -2 |
| | | | -5 |
| | | | -10 |
| | | | -9 |
| | | | -15 |
| | | | -18 |
| | | | -20 |
| | | | -3 |
| | | | -4 |
| | | | |

Form 990PF Part IV - Capital Gains and Losses for Tax on Investment Income - Columns a - d

| List and describe the kind(s) of property sold (e g , real estate, (a) 2-story brick warehouse, or common stock, 200 shs MLC Co) | (b) How acquired P—Purchase D—Donation | (c) Date acquired (mo , day, yr) | (d) Date sold (mo , day, yr) |
|--|---|---|-------------------------------------|
| 197 4 FN AB9858 3% 01 JUL 2043 | | 2016-10-07 | 2018-03-01 |
| 311 7 FN MA0258 4 5% 01 DEC 2039 | | 2017-02-07 | 2018-03-01 |
| 469 4 FN MA1062 3% 01 MAY 2027 | | 2012-05-07 | 2018-03-01 |
| 171 38 FNMA POOL 0AD0471 | | 2010-08-09 | 2018-03-01 |
| 325 64 FN AD0963 5 5% 01 SEP 2038 | | 2010-08-09 | 2018-03-01 |
| 44 95 FNMA POOL AD7151 4 0% 7/01/25 | | 2012-12-07 | 2018-03-01 |
| 195 13 FNMA POOL 0AD6432 | | 2012-04-05 | 2018-03-01 |
| 21 55 FNMA POOL 0AE0949 | | 2012-12-10 | 2018-03-01 |
| 379 04 FNMA POOL 0AE0981 | | 2013-03-06 | 2018-03-01 |
| 494 57 FNMA POOL 0AE3066 | | 2011-08-09 | 2018-03-01 |

Form 990PF Part IV - Capital Gains and Losses for Tax on Investment Income - Columns e - h

| (e) Gross sales price | (f) Depreciation allowed (or allowable) | (g) Cost or other basis plus expense of sale | (h) Gain or (loss) (e) plus (f) minus (g) |
|-----------------------|--|---|--|
| 197 | | 205 | -8 |
| 312 | | 336 | -24 |
| 469 | | 483 | -14 |
| 171 | | 177 | -6 |
| 326 | | 345 | -19 |
| 45 | | 47 | -2 |
| 195 | | 205 | -10 |
| 22 | | 23 | -1 |
| 379 | | 400 | -21 |
| 495 | | 504 | -9 |

Form 990PF Part IV - Capital Gains and Losses for Tax on Investment Income - Columns i - l

| Complete only for assets showing gain in column (h) and owned by the foundation on 12/31/69 | | | (l) Gains (Col (h) gain minus col (k), but not less than -0-) or Losses (from col (h)) |
|---|--------------------------------------|---|--|
| (i) F M V as of 12/31/69 | (j) Adjusted basis as of 12/31/69 | (k) Excess of col (i) over col (j), if any | |
| | | | -8 |
| | | | -24 |
| | | | -14 |
| | | | -6 |
| | | | -19 |
| | | | -2 |
| | | | -10 |
| | | | -1 |
| | | | -21 |
| | | | -9 |

Form 990PF Part IV - Capital Gains and Losses for Tax on Investment Income - Columns a - d

| List and describe the kind(s) of property sold (e g , real estate, (a) 2-story brick warehouse, or common stock, 200 shs MLC Co) | (b) How acquired P—Purchase D—Donation | (c) Date acquired (mo , day, yr) | (d) Date sold (mo , day, yr) |
|--|---|---|-------------------------------------|
| 136 92 FNMA POOL AE7731 4 5% 11/01/40 | | 2012-12-07 | 2018-03-01 |
| 73000 US TREASURY N/B 1 25% 31 JAN 2020 | | 2017-02-07 | 2018-03-07 |
| 73000 US TREASURY N/B 1 25% 31 JAN 2020 | | 2017-02-07 | 2018-03-12 |
| 79000 US TREASURY N/B 1 625% 15 MAY 2026 | | 2017-03-06 | 2018-03-16 |
| 65 42 FHLMC GOLD G01837 5 0% 7/01/35 | | 2014-07-08 | 2018-04-02 |
| 19 18 FHLMC GOLD G01853 4 5% 8/01/35 | | 2012-12-07 | 2018-04-02 |
| 175 37 FG G05937 4 5% 01 AUG 2040 | | 2012-03-06 | 2018-04-02 |
| 245 87 FG G05408 5% 01 DEC 2036 | | 2012-07-09 | 2018-04-02 |
| 18 17 FG G05676 4% 01 NOV 2039 | | 2012-12-07 | 2018-04-02 |
| 29 58 FG G07810 4 5% 01 MAY 2042 | | 2015-07-07 | 2018-04-02 |

Form 990PF Part IV - Capital Gains and Losses for Tax on Investment Income - Columns e - h

| (e) Gross sales price | Depreciation allowed (f) (or allowable) | Cost or other basis (g) plus expense of sale | Gain or (loss) (h) (e) plus (f) minus (g) |
|-----------------------|--|---|--|
| 137 | | 146 | -9 |
| 71,660 | | 72,436 | -776 |
| 71,640 | | 72,296 | -656 |
| 72,038 | | 75,161 | -3,123 |
| 65 | | 71 | -6 |
| 19 | | 20 | -1 |
| 175 | | 184 | -9 |
| 246 | | 262 | -16 |
| 18 | | 19 | -1 |
| 30 | | 32 | -2 |

Form 990PF Part IV - Capital Gains and Losses for Tax on Investment Income - Columns i - l

| Complete only for assets showing gain in column (h) and owned by the foundation on 12/31/69 | | | (I) Gains (Col (h) gain minus col (k), but not less than -0-) or Losses (from col (h)) |
|---|--------------------------------------|---|--|
| (i) F M V as of 12/31/69 | Adjusted basis (j) as of 12/31/69 | Excess of col (i) (k) over col (j), if any | |
| | | | -9 |
| | | | -776 |
| | | | -656 |
| | | | -3,123 |
| | | | -6 |
| | | | -1 |
| | | | -9 |
| | | | -16 |
| | | | -1 |
| | | | -2 |

| Form 990PF Part IV - Capital Gains and Losses for Tax on Investment Income - Columns a - d | | | |
|--|---|---|-------------------------------------|
| List and describe the kind(s) of property sold (e g , real estate, (a) 2-story brick warehouse, or common stock, 200 shs MLC Co) | (b) How acquired P—Purchase D—Donation | (c) Date acquired (mo , day, yr) | (d) Date sold (mo , day, yr) |
| 562 74 FG G15100 2 5% 01 JUL 2028 | | 2016-10-11 | 2018-04-02 |
| 405 76 FG G14496 3% 01 JUN 2027 | | 2016-10-11 | 2018-04-02 |
| 199 35 FED'L HOME LOAN MTGE CORP GRP G08051 | | 2015-04-07 | 2018-04-02 |
| 91 27 FHLMC POOL G0-8331 | | 2014-07-08 | 2018-04-02 |
| 613 43 FHLMC GOLD G08667 3 5% 9/01/45 | | 2016-10-07 | 2018-04-02 |
| 892 82 FHLMC GOLD G08681 3 5% 12/01/45 | | 2016-01-12 | 2018-04-02 |
| 165 8 FHLMC POOL #G0-8687 | | 2017-07-10 | 2018-04-02 |
| 381 27 FHLMC POOL #G0-8694 | | 2016-10-20 | 2018-04-02 |
| 980 73 FHLMC GOLD G18536 2 5% 1/01/30 | | 2015-02-06 | 2018-04-02 |
| 148 76 FG G18553 2 5% 01 MAY 2030 | | 2015-07-07 | 2018-04-02 |

Form 990PF Part IV - Capital Gains and Losses for Tax on Investment Income - Columns e - h

| (e) Gross sales price | (f) Depreciation allowed (or allowable) | (g) Cost or other basis plus expense of sale | (h) Gain or (loss) (e) plus (f) minus (g) |
|-----------------------|--|---|--|
| 563 | | 580 | -17 |
| 406 | | 423 | -17 |
| 199 | | 219 | -20 |
| 91 | | 98 | -7 |
| 613 | | 644 | -31 |
| 893 | | 924 | -31 |
| 166 | | 170 | -4 |
| 381 | | 407 | -26 |
| 981 | | 1,005 | -24 |
| 149 | | 151 | -2 |

Form 990PF Part IV - Capital Gains and Losses for Tax on Investment Income - Columns i - l

| Complete only for assets showing gain in column (h) and owned by the foundation on 12/31/69 | | | (l) Gains (Col (h) gain minus col (k), but not less than -0-) or Losses (from col (h)) |
|---|--------------------------------------|---|--|
| (i) F M V as of 12/31/69 | (j) Adjusted basis as of 12/31/69 | (k) Excess of col (i) over col (j), if any | |
| | | | -17 |
| | | | -17 |
| | | | -20 |
| | | | -7 |
| | | | -31 |
| | | | -31 |
| | | | -4 |
| | | | -26 |
| | | | -24 |
| | | | -2 |

| Form 990PF Part IV - Capital Gains and Losses for Tax on Investment Income - Columns a - d | | | |
|--|---|---|-------------------------------------|
| List and describe the kind(s) of property sold (e g , real estate, (a) 2-story brick warehouse, or common stock, 200 shs MLC Co) | (b) How acquired P—Purchase D—Donation | (c) Date acquired (mo , day, yr) | (d) Date sold (mo , day, yr) |
| 681 32 FG G18557 3% 01 JUN 2030 | | 2015-09-08 | 2018-04-02 |
| 142 86 FG G18557 3% 01 JUN 2030 | | 2017-07-11 | 2018-04-02 |
| 96 65 FG G18622 2 5% 01 DEC 2031 | | 2017-07-11 | 2018-04-02 |
| 1025 53 FHLMC GOLD J17508 3 0% 12/01/26 | | 2016-07-08 | 2018-04-02 |
| 43 08 FHLMC POOL C0-3531 | | 2015-07-07 | 2018-04-02 |
| 21 87 FG A87580 5% 01 JUL 2039 | | 2012-12-07 | 2018-04-02 |
| 229 67 FG A92179 5% 01 MAY 2040 | | 2015-07-07 | 2018-04-02 |
| 353 98 FG A95147 4% 01 NOV 2040 | | 2012-06-11 | 2018-04-02 |
| 66 28 FG A97420 4% 01 MAR 2041 | | 2017-07-10 | 2018-04-02 |
| 507 9 FG A12809 4 5% 01 AUG 2033 | | 2016-10-07 | 2018-04-02 |

Form 990PF Part IV - Capital Gains and Losses for Tax on Investment Income - Columns e - h

| (e) Gross sales price | (f) Depreciation allowed (or allowable) | (g) Cost or other basis plus expense of sale | (h) Gain or (loss) (e) plus (f) minus (g) |
|-----------------------|--|---|--|
| 681 | | 703 | -22 |
| 143 | | 147 | -4 |
| 97 | | 97 | |
| 1,026 | | 1,070 | -44 |
| 43 | | 45 | -2 |
| 22 | | 23 | -1 |
| 230 | | 251 | -21 |
| 354 | | 375 | -21 |
| 66 | | 70 | -4 |
| 508 | | 554 | -46 |

Form 990PF Part IV - Capital Gains and Losses for Tax on Investment Income - Columns i - l

| Complete only for assets showing gain in column (h) and owned by the foundation on 12/31/69 | | | (l) Gains (Col (h) gain minus col (k), but not less than -0-) or Losses (from col (h)) |
|---|--------------------------------------|---|--|
| (i) F M V as of 12/31/69 | (j) Adjusted basis as of 12/31/69 | (k) Excess of col (i) over col (j), if any | |
| | | | -22 |
| | | | -4 |
| | | | |
| | | | -44 |
| | | | -2 |
| | | | -1 |
| | | | -21 |
| | | | -21 |
| | | | -4 |
| | | | -46 |

| Form 990PF Part IV - Capital Gains and Losses for Tax on Investment Income - Columns a - d | | | |
|--|---|---|-------------------------------------|
| List and describe the kind(s) of property sold (e g , real estate, (a) 2-story brick warehouse, or common stock, 200 shs MLC Co) | (b) How acquired P—Purchase D—Donation | (c) Date acquired (mo , day, yr) | (d) Date sold (mo , day, yr) |
| 69 74 FG Q00866 4 5% 01 MAY 2041 | | 2017-07-11 | 2018-04-02 |
| 120 22 FHLMC GOLD Q00285 4 5% 4/01/41 | | 2015-04-07 | 2018-04-02 |
| 448 91 FHLMC POOL #G6-0080 | | 2015-08-07 | 2018-04-02 |
| 22000 US TREASURY N/B 2 875% 15 MAY 2043 | | 2016-03-04 | 2018-04-05 |
| 81000 US TREASURY N/B 1 25% 31 JAN 2020 | | 2017-02-07 | 2018-04-05 |
| 1372 AK STEEL HOLDING CORP | | 2017-03-17 | 2018-04-09 |
| 1372 AK STEEL HOLDING CORP | | 2018-01-08 | 2018-04-09 |
| 175 AMN HEALTHCARE SVCS INC | | 2017-06-30 | 2018-04-09 |
| 129 ASGN INC | | 2017-06-20 | 2018-04-09 |
| 134 ACADIA HEALTHCARE CO INC | | 2015-10-01 | 2018-04-09 |

Form 990PF Part IV - Capital Gains and Losses for Tax on Investment Income - Columns e - h

| (e) Gross sales price | (f) Depreciation allowed (or allowable) | (g) Cost or other basis plus expense of sale | (h) Gain or (loss) (e) plus (f) minus (g) |
|-----------------------|--|---|--|
| 70 | | 75 | -5 |
| 120 | | 130 | -10 |
| 449 | | 465 | -16 |
| 21,300 | | 22,672 | -1,372 |
| 79,484 | | 80,218 | -734 |
| 5,998 | | 11,877 | -5,879 |
| 5,998 | | 9,041 | -3,043 |
| 10,334 | | 6,624 | 3,710 |
| 10,725 | | 7,002 | 3,723 |
| 5,334 | | 9,300 | -3,966 |

Form 990PF Part IV - Capital Gains and Losses for Tax on Investment Income - Columns i - l

| Complete only for assets showing gain in column (h) and owned by the foundation on 12/31/69 | | | (I) Gains (Col (h) gain minus col (k), but not less than -0-) or Losses (from col (h)) |
|---|--------------------------------------|---|--|
| (i) F M V as of 12/31/69 | (j) Adjusted basis as of 12/31/69 | (k) Excess of col (i) over col (j), if any | |
| | | | -5 |
| | | | -10 |
| | | | -16 |
| | | | -1,372 |
| | | | -734 |
| | | | -5,879 |
| | | | -3,043 |
| | | | 3,710 |
| | | | 3,723 |
| | | | -3,966 |

| Form 990PF Part IV - Capital Gains and Losses for Tax on Investment Income - Columns a - d | | | |
|--|---|---|-------------------------------------|
| List and describe the kind(s) of property sold (e g , real estate, (a) 2-story brick warehouse, or common stock, 200 shs MLC Co) | (b) How acquired P—Purchase D—Donation | (c) Date acquired (mo , day, yr) | (d) Date sold (mo , day, yr) |
| 256 ADOBE SYS INC COM | | 2016-11-14 | 2018-04-09 |
| 13 AIR PRODUCTS AND CHEMICALS INC COMMON | | 2017-03-28 | 2018-04-09 |
| 49 ALLETE INC | | 2017-05-23 | 2018-04-09 |
| 9 ALPHABET INC | | 2017-01-30 | 2018-04-09 |
| 24 ALPHABET INC/CA | | 2011-01-25 | 2018-04-09 |
| 21 AMAZON COM INC | | 2017-02-14 | 2018-04-09 |
| 101 AMERICAN AXLE & MFG HOLDINGS | | 2017-01-18 | 2018-04-09 |
| 110 AMERICAN EXPRESS COMPANY | | 2016-07-07 | 2018-04-09 |
| 46 AMERISOURCEBERGEN CORP | | 2016-04-25 | 2018-04-09 |
| 313 AMPHENOL CORP NEW | | 2017-01-18 | 2018-04-09 |

Form 990PF Part IV - Capital Gains and Losses for Tax on Investment Income - Columns e - h

| (e) Gross sales price | Depreciation allowed (f) (or allowable) | Cost or other basis (g) plus expense of sale | Gain or (loss) (h) (e) plus (f) minus (g) |
|-----------------------|--|---|--|
| 57,173 | | 25,030 | 32,143 |
| 2,095 | | 1,875 | 220 |
| 3,526 | | 3,454 | 72 |
| 9,312 | | 7,223 | 2,089 |
| 24,960 | | 7,444 | 17,516 |
| 30,071 | | 13,501 | 16,570 |
| 1,629 | | 2,044 | -415 |
| 10,290 | | 6,705 | 3,585 |
| 4,000 | | 4,227 | -227 |
| 26,351 | | 13,724 | 12,627 |

Form 990PF Part IV - Capital Gains and Losses for Tax on Investment Income - Columns i - l

| Complete only for assets showing gain in column (h) and owned by the foundation on 12/31/69 | | | (I) Gains (Col (h) gain minus col (k), but not less than -0-) or Losses (from col (h)) |
|---|--------------------------------------|---|---|
| (i) F M V as of 12/31/69 | Adjusted basis (j) as of 12/31/69 | Excess of col (i) (k) over col (j), if any | |
| | | | 32,143 |
| | | | 220 |
| | | | 72 |
| | | | 2,089 |
| | | | 17,516 |
| | | | 16,570 |
| | | | -415 |
| | | | 3,585 |
| | | | -227 |
| | | | 12,627 |

| Form 990PF Part IV - Capital Gains and Losses for Tax on Investment Income - Columns a - d | | | |
|--|---|---|-------------------------------------|
| List and describe the kind(s) of property sold (e g , real estate, (a) 2-story brick warehouse, or common stock, 200 shs MLC Co) | (b) How acquired P—Purchase D—Donation | (c) Date acquired (mo , day, yr) | (d) Date sold (mo , day, yr) |
| 21 ANHEUSER BUSCH INBEV SPN ADR | | 2016-01-29 | 2018-04-09 |
| 78 ANSYS INC | | 2013-10-08 | 2018-04-09 |
| 32 ANSYS INC | | 2017-05-25 | 2018-04-09 |
| 9 ANTHEM INC | | 2016-01-29 | 2018-04-09 |
| 93 BANK AMER CORP | | 2017-09-22 | 2018-04-09 |
| 64 BIOTELEMETRY INC | | 2017-07-21 | 2018-04-09 |
| 206 BLOOMIN' BRANDS INC | | 2015-09-01 | 2018-04-09 |
| 50 BOISE CASCADE CO | | 2015-09-01 | 2018-04-09 |
| 9 BOYD GAMING CORP COM | | 2017-04-21 | 2018-04-09 |
| 370 BOYD GAMING CORP COM | | 2017-03-21 | 2018-04-09 |

Form 990PF Part IV - Capital Gains and Losses for Tax on Investment Income - Columns e - h

| (e) Gross sales price | Depreciation allowed (f) (or allowable) | Cost or other basis (g) plus expense of sale | Gain or (loss) (h) (e) plus (f) minus (g) |
|-----------------------|--|---|--|
| 2,300 | | 2,632 | -332 |
| 12,224 | | 6,573 | 5,651 |
| 5,015 | | 4,026 | 989 |
| 2,021 | | 1,167 | 854 |
| 2,820 | | 2,327 | 493 |
| 2,010 | | 2,227 | -217 |
| 5,037 | | 4,234 | 803 |
| 1,991 | | 1,560 | 431 |
| 289 | | 200 | 89 |
| 11,870 | | 6,927 | 4,943 |

Form 990PF Part IV - Capital Gains and Losses for Tax on Investment Income - Columns i - l

| Complete only for assets showing gain in column (h) and owned by the foundation on 12/31/69 | | | (I) Gains (Col (h) gain minus col (k), but not less than -0-) or Losses (from col (h)) |
|---|--------------------------------------|---|--|
| (i) F M V as of 12/31/69 | Adjusted basis (j) as of 12/31/69 | Excess of col (i) (k) over col (j), if any | |
| | | | -332 |
| | | | 5,651 |
| | | | 989 |
| | | | 854 |
| | | | 493 |
| | | | -217 |
| | | | 803 |
| | | | 431 |
| | | | 89 |
| | | | 4,943 |

| Form 990PF Part IV - Capital Gains and Losses for Tax on Investment Income - Columns a - d | | | |
|--|---|---|-------------------------------------|
| List and describe the kind(s) of property sold (e.g., real estate, (a) 2-story brick warehouse, or common stock, 200 shs MLC Co.) | (b) How acquired P—Purchase D—Donation | (c) Date acquired (mo., day, yr.) | (d) Date sold (mo., day, yr.) |
| 327 BUILDERS FIRSTSOURCE INC | | 2017-01-18 | 2018-04-09 |
| 96 CVS CORP | | 2015-09-01 | 2018-04-09 |
| 44 CANADIAN NATL RY CO | | 2017-06-29 | 2018-04-09 |
| 37 CAPITAL ONE FINL CORP COM | | 2016-01-29 | 2018-04-09 |
| 39 CHEMICAL FINL CORP | | 2017-02-22 | 2018-04-09 |
| 13 CHEMICAL FINL CORP | | 2017-07-05 | 2018-04-09 |
| 104 CHESAPEAKE UTILS CORP | | 2016-10-25 | 2018-04-09 |
| 81 CHEVRON CORP | | 2016-01-29 | 2018-04-09 |
| 64 CITIGROUP INC | | 2016-01-19 | 2018-04-09 |
| 73 COHERENT INC | | 2017-01-18 | 2018-04-09 |

Form 990PF Part IV - Capital Gains and Losses for Tax on Investment Income - Columns e - h

| (e) Gross sales price | (f) Depreciation allowed (or allowable) | (g) Cost or other basis plus expense of sale | (h) Gain or (loss) (e) plus (f) minus (g) |
|-----------------------|--|---|--|
| 6,319 | | 3,699 | 2,620 |
| 6,089 | | 9,877 | -3,788 |
| 3,300 | | 3,581 | -281 |
| 3,579 | | 2,407 | 1,172 |
| 2,123 | | 2,088 | 35 |
| 708 | | 641 | 67 |
| 7,685 | | 6,345 | 1,340 |
| 9,427 | | 6,944 | 2,483 |
| 4,499 | | 2,680 | 1,819 |
| 12,794 | | 5,919 | 6,875 |

Form 990PF Part IV - Capital Gains and Losses for Tax on Investment Income - Columns i - l

| Complete only for assets showing gain in column (h) and owned by the foundation on 12/31/69 | | | (l) Gains (Col. (h) gain minus col. (k), but not less than -0-) or Losses (from col. (h)) |
|---|-----------------------------------|--|---|
| (i) FMV as of 12/31/69 | (j) Adjusted basis as of 12/31/69 | (k) Excess of col. (i) over col. (j), if any | |
| | | | 2,620 |
| | | | -3,788 |
| | | | -281 |
| | | | 1,172 |
| | | | 35 |
| | | | 67 |
| | | | 1,340 |
| | | | 2,483 |
| | | | 1,819 |
| | | | 6,875 |

Form 990PF Part IV - Capital Gains and Losses for Tax on Investment Income - Columns a - d

| List and describe the kind(s) of property sold (e g , real estate, (a) 2-story brick warehouse, or common stock, 200 shs MLC Co) | (b) How acquired P—Purchase D—Donation | (c) Date acquired (mo , day, yr) | (d) Date sold (mo , day, yr) |
|--|---|---|-------------------------------------|
| 13 COHERENT INC | | 2017-08-09 | 2018-04-09 |
| 1359 CONVATEC GROUP PLC-UNSP ADR | | 2017-07-21 | 2018-04-09 |
| 27 COSTCO WHSL CORP NEW | | 2017-01-18 | 2018-04-09 |
| 675 CROWN HLDGS INC *PP* | | 2017-01-18 | 2018-04-09 |
| 91 DANAHER CORP COMMON | | 2017-05-30 | 2018-04-09 |
| 162 DANAHER CORP COMMON | | 2017-01-18 | 2018-04-09 |
| 67 DELEK US HOLDINGS INC | | 2016-01-06 | 2018-04-09 |
| 23 DELEK US HOLDINGS INC | | 2017-07-05 | 2018-04-09 |
| 19 DYCOM INDUSTRIES INC | | 2016-10-17 | 2018-04-09 |
| 67 DYCOM INDUSTRIES INC | | 2017-09-22 | 2018-04-09 |

Form 990PF Part IV - Capital Gains and Losses for Tax on Investment Income - Columns e - h

| (e) Gross sales price | Depreciation allowed (f) (or allowable) | Cost or other basis (g) plus expense of sale | Gain or (loss) (h) (e) plus (f) minus (g) |
|-----------------------|--|---|--|
| 2,278 | | 2,861 | -583 |
| 15,384 | | 23,575 | -8,191 |
| 5,048 | | 4,410 | 638 |
| 33,049 | | 31,090 | 1,959 |
| 8,929 | | 7,725 | 1,204 |
| 15,895 | | 13,134 | 2,761 |
| 2,823 | | 1,500 | 1,323 |
| 969 | | 595 | 374 |
| 2,003 | | 1,577 | 426 |
| 7,062 | | 5,700 | 1,362 |

Form 990PF Part IV - Capital Gains and Losses for Tax on Investment Income - Columns i - l

| Complete only for assets showing gain in column (h) and owned by the foundation on 12/31/69 | | | (l) Gains (Col (h) gain minus col (k), but not less than -0-) or Losses (from col (h)) |
|---|--------------------------------------|---|--|
| (i) F M V as of 12/31/69 | Adjusted basis (j) as of 12/31/69 | Excess of col (i) (k) over col (j), if any | |
| | | | -583 |
| | | | -8,191 |
| | | | 638 |
| | | | 1,959 |
| | | | 1,204 |
| | | | 2,761 |
| | | | 1,323 |
| | | | 374 |
| | | | 426 |
| | | | 1,362 |

| Form 990PF Part IV - Capital Gains and Losses for Tax on Investment Income - Columns a - d | | | |
|--|---|---|-------------------------------------|
| List and describe the kind(s) of property sold (e g , real estate, (a) 2-story brick warehouse, or common stock, 200 shs MLC Co) | (b) How acquired P—Purchase D—Donation | (c) Date acquired (mo , day, yr) | (d) Date sold (mo , day, yr) |
| 313 EPR PPTYS COM SH BEN INT | | 2017-02-14 | 2018-04-09 |
| 88 EAGLE BANCORP INC MD | | 2016-01-25 | 2018-04-09 |
| 599 ECOLAB INC COM | | 2017-01-18 | 2018-04-09 |
| 67 EDWARDS LIFESCIENCES CORP | | 2017-02-16 | 2018-04-09 |
| 307 EMERGENT BIOSOLUTIONS INC | | 2017-01-19 | 2018-04-09 |
| 81 INTEGRIS INC | | 2016-07-28 | 2018-04-09 |
| 120 EURONET WORLDWIDE INC | | 2016-11-18 | 2018-04-09 |
| 36 EVERCORE PARTNERS INC | | 2017-08-02 | 2018-04-09 |
| 113 EXXON MOBIL CORP | | 2017-01-18 | 2018-04-09 |
| 41 FCB FINL HLDGS INC CL A | | 2017-02-22 | 2018-04-09 |

Form 990PF Part IV - Capital Gains and Losses for Tax on Investment Income - Columns e - h

| (e) Gross sales price | Depreciation allowed (f) (or allowable) | Cost or other basis (g) plus expense of sale | Gain or (loss) (h) (e) plus (f) minus (g) |
|-----------------------|--|---|--|
| 17,291 | | 19,421 | -2,130 |
| 5,214 | | 3,913 | 1,301 |
| 84,666 | | 59,914 | 24,752 |
| 9,275 | | 6,022 | 3,253 |
| 16,147 | | 9,553 | 6,594 |
| 2,851 | | 1,369 | 1,482 |
| 8,896 | | 8,688 | 208 |
| 3,271 | | 2,835 | 436 |
| 8,530 | | 9,080 | -550 |
| 2,111 | | 2,030 | 81 |

Form 990PF Part IV - Capital Gains and Losses for Tax on Investment Income - Columns i - l

| Complete only for assets showing gain in column (h) and owned by the foundation on 12/31/69 | | | (I) Gains (Col (h) gain minus col (k), but not less than -0-) or Losses (from col (h)) |
|---|--------------------------------------|---|---|
| (i) F M V as of 12/31/69 | Adjusted basis (j) as of 12/31/69 | Excess of col (i) (k) over col (j), if any | |
| | | | -2,130 |
| | | | 1,301 |
| | | | 24,752 |
| | | | 3,253 |
| | | | 6,594 |
| | | | 1,482 |
| | | | 208 |
| | | | 436 |
| | | | -550 |
| | | | 81 |

Form 990PF Part IV - Capital Gains and Losses for Tax on Investment Income - Columns a - d

| List and describe the kind(s) of property sold (e g , real estate, (a) 2-story brick warehouse, or common stock, 200 shs MLC Co) | (b) How acquired P—Purchase D—Donation | (c) Date acquired (mo , day, yr) | (d) Date sold (mo , day, yr) |
|--|---|---|-------------------------------------|
| 62 FACEBOOK INC | | 2017-01-18 | 2018-04-09 |
| 10 FACEBOOK INC | | 2017-05-25 | 2018-04-09 |
| 169 FANUC CORP-UNSP ADR | | 2017-06-29 | 2018-04-09 |
| 922 FANUC CORP-UNSP ADR | | 2017-01-18 | 2018-04-09 |
| 981 FERGUSON PLC-ADR | | 2017-04-18 | 2018-04-09 |
| 14 FIRST INTERSTATE BANCYS/MT | | 2017-01-18 | 2018-04-09 |
| 140 FIVE BELOW | | 2017-06-30 | 2018-04-09 |
| 122 FLEETCOR TECHNOLOGIES INC | | 2017-03-20 | 2018-04-09 |
| 51 FORTIVE CORP | | 2016-07-13 | 2018-04-09 |
| 215 FREEPORT-MCMORAN COPPER & GOLD INC CL B | | 2016-01-29 | 2018-04-09 |

Form 990PF Part IV - Capital Gains and Losses for Tax on Investment Income - Columns e - h

| (e) Gross sales price | Depreciation allowed (f) (or allowable) | Cost or other basis (g) plus expense of sale | Gain or (loss) (h) (e) plus (f) minus (g) |
|-----------------------|--|---|--|
| 9,907 | | 5,608 | 4,299 |
| 1,598 | | 1,525 | 73 |
| 4,075 | | 3,275 | 800 |
| 22,229 | | 16,697 | 5,532 |
| 7,348 | | 6,043 | 1,305 |
| 555 | | 568 | -13 |
| 9,989 | | 6,884 | 3,105 |
| 24,225 | | 19,813 | 4,412 |
| 3,831 | | 2,576 | 1,255 |
| 3,752 | | 989 | 2,763 |

Form 990PF Part IV - Capital Gains and Losses for Tax on Investment Income - Columns i - l

| Complete only for assets showing gain in column (h) and owned by the foundation on 12/31/69 | | | (l) Gains (Col (h) gain minus col (k), but not less than -0-) or Losses (from col (h)) |
|---|--------------------------------------|---|--|
| (i) F M V as of 12/31/69 | Adjusted basis (j) as of 12/31/69 | Excess of col (i) (k) over col (j), if any | |
| | | | 4,299 |
| | | | 73 |
| | | | 800 |
| | | | 5,532 |
| | | | 1,305 |
| | | | -13 |
| | | | 3,105 |
| | | | 4,412 |
| | | | 1,255 |
| | | | 2,763 |

| Form 990PF Part IV - Capital Gains and Losses for Tax on Investment Income - Columns a - d | | | |
|--|---|---|-------------------------------------|
| List and describe the kind(s) of property sold (e g , real estate, (a) 2-story brick warehouse, or common stock, 200 shs MLC Co) | (b) How acquired P—Purchase D—Donation | (c) Date acquired (mo , day, yr) | (d) Date sold (mo , day, yr) |
| 634 GLOBUS MEDICAL INC A | | 2017-02-13 | 2018-04-09 |
| 46 GRAND CANYON ED INC COM | | 2016-01-21 | 2018-04-09 |
| 230 GRAPHIC PACKAGING HLDGCO | | 2015-05-12 | 2018-04-09 |
| 33 GREAT WESTERN BANCORP INC | | 2017-07-26 | 2018-04-09 |
| 29 GREAT WESTERN BANCORP INC | | 2016-08-30 | 2018-04-09 |
| 70 HALLIBURTON COMPANY COM | | 2016-01-29 | 2018-04-09 |
| 148 HILLTOP HOLDINGS INC | | 2013-10-08 | 2018-04-09 |
| 4 HONEYWELL INTL INC | | 2017-08-10 | 2018-04-09 |
| 19 HONEYWELL INTL INC | | 2017-01-18 | 2018-04-09 |
| 17 HOPE BANCORP INC | | 2017-06-23 | 2018-04-09 |

Form 990PF Part IV - Capital Gains and Losses for Tax on Investment Income - Columns e - h

| (e) Gross sales price | Depreciation allowed (f) (or allowable) | Cost or other basis (g) plus expense of sale | Gain or (loss) (h) (e) plus (f) minus (g) |
|-----------------------|--|---|--|
| 31,647 | | 16,024 | 15,623 |
| 4,948 | | 1,733 | 3,215 |
| 3,567 | | 3,351 | 216 |
| 1,288 | | 1,335 | -47 |
| 1,132 | | 988 | 144 |
| 3,304 | | 2,206 | 1,098 |
| 3,458 | | 2,615 | 843 |
| 580 | | 551 | 29 |
| 2,753 | | 2,237 | 516 |
| 306 | | 312 | -6 |

Form 990PF Part IV - Capital Gains and Losses for Tax on Investment Income - Columns i - l

| Complete only for assets showing gain in column (h) and owned by the foundation on 12/31/69 | | | (I) Gains (Col (h) gain minus col (k), but not less than -0-) or Losses (from col (h)) |
|---|--------------------------------------|---|--|
| (i) F M V as of 12/31/69 | Adjusted basis (j) as of 12/31/69 | Excess of col (i) (k) over col (j), if any | |
| | | | 15,623 |
| | | | 3,215 |
| | | | 216 |
| | | | -47 |
| | | | 144 |
| | | | 1,098 |
| | | | 843 |
| | | | 29 |
| | | | 516 |
| | | | -6 |

Form 990PF Part IV - Capital Gains and Losses for Tax on Investment Income - Columns a - d

| List and describe the kind(s) of property sold (e g , real estate, (a) 2-story brick warehouse, or common stock, 200 shs MLC Co) | (b) How acquired P—Purchase D—Donation | (c) Date acquired (mo , day, yr) | (d) Date sold (mo , day, yr) |
|--|---|---|-------------------------------------|
| 91 HOPE BANCORP INC | | 2016-11-14 | 2018-04-09 |
| 66 HUDSON PACIFIC PROPERTIES IN | | 2017-04-25 | 2018-04-09 |
| 83 ICU MED INC | | 2017-01-18 | 2018-04-09 |
| 57 IDACORP INC | | 2017-05-31 | 2018-04-09 |
| 19 ILLINOIS TOOL WORKS INC COM | | 2017-08-10 | 2018-04-09 |
| 59 INTEGRA LIFESCIENCES HOLDING CORP | | 2017-09-22 | 2018-04-09 |
| 29 INTEGRA LIFESCIENCES HOLDING CORP | | 2017-02-17 | 2018-04-09 |
| 59 INTEGRATED DEVICE TECH INC | | 2016-06-20 | 2018-04-09 |
| 44 INTUITIVE SURGICAL INC | | 2016-09-26 | 2018-04-09 |
| 193 IRIDIUM COMMUNICATIONS INC | | 2017-06-29 | 2018-04-09 |

Form 990PF Part IV - Capital Gains and Losses for Tax on Investment Income - Columns e - h

| (e) Gross sales price | (f) Depreciation allowed (or allowable) | (g) Cost or other basis plus expense of sale | (h) Gain or (loss) (e) plus (f) minus (g) |
|-----------------------|--|---|--|
| 1,640 | | 1,738 | -98 |
| 2,088 | | 2,313 | -225 |
| 21,023 | | 10,674 | 10,349 |
| 4,981 | | 4,946 | 35 |
| 2,949 | | 2,637 | 312 |
| 3,254 | | 2,890 | 364 |
| 1,600 | | 1,285 | 315 |
| 1,809 | | 1,305 | 504 |
| 18,076 | | 10,338 | 7,738 |
| 2,273 | | 2,157 | 116 |

Form 990PF Part IV - Capital Gains and Losses for Tax on Investment Income - Columns i - l

| Complete only for assets showing gain in column (h) and owned by the foundation on 12/31/69 | | | (l) Gains (Col (h) gain minus col (k), but not less than -0-) or Losses (from col (h)) |
|---|--------------------------------------|---|--|
| (i) F M V as of 12/31/69 | (j) Adjusted basis as of 12/31/69 | (k) Excess of col (i) over col (j), if any | |
| | | | -98 |
| | | | -225 |
| | | | 10,349 |
| | | | 35 |
| | | | 312 |
| | | | 364 |
| | | | 315 |
| | | | 504 |
| | | | 7,738 |
| | | | 116 |

| Form 990PF Part IV - Capital Gains and Losses for Tax on Investment Income - Columns a - d | | | |
|--|---|---|-------------------------------------|
| List and describe the kind(s) of property sold (e g , real estate, (a) 2-story brick warehouse, or common stock, 200 shs MLC Co) | (b) How acquired P—Purchase D—Donation | (c) Date acquired (mo , day, yr) | (d) Date sold (mo , day, yr) |
| 873 ISHARES CORE S&P MIDCAP ETF | | 2016-09-26 | 2018-04-09 |
| 24 JOHNSON & JOHNSON | | 2017-01-18 | 2018-04-09 |
| 31 KIMBERLY CLARK CORP | | 2016-06-06 | 2018-04-09 |
| 26 56 KNIGHT-SWIFT TRANSPORTATION | | 2017-02-15 | 2018-04-09 |
| 36 44 KNIGHT-SWIFT TRANSPORTATION | | 2017-06-08 | 2018-04-09 |
| 103 KORN FERRY INTL | | 2016-03-24 | 2018-04-09 |
| 26 LCI INDUSTRIES | | 2017-04-21 | 2018-04-09 |
| 9 LCI INDUSTRIES | | 2016-11-28 | 2018-04-09 |
| 201 LAUDER ESTEE COS INC CL A | | 2017-01-18 | 2018-04-09 |
| 72 MAXLINEAR INC | | 2017-01-18 | 2018-04-09 |

Form 990PF Part IV - Capital Gains and Losses for Tax on Investment Income - Columns e - h

| (e) Gross sales price | (f) Depreciation allowed (or allowable) | (g) Cost or other basis plus expense of sale | (h) Gain or (loss) (e) plus (f) minus (g) |
|-----------------------|--|---|--|
| 163,071 | | 122,373 | 40,698 |
| 3,131 | | 2,756 | 375 |
| 3,381 | | 4,023 | -642 |
| 1,150 | | 777 | 373 |
| 1,577 | | 1,276 | 301 |
| 5,300 | | 2,902 | 2,398 |
| 2,648 | | 2,527 | 121 |
| 917 | | 830 | 87 |
| 30,492 | | 16,244 | 14,248 |
| 1,645 | | 1,787 | -142 |

Form 990PF Part IV - Capital Gains and Losses for Tax on Investment Income - Columns i - l

| Complete only for assets showing gain in column (h) and owned by the foundation on 12/31/69 | | | (l) Gains (Col (h) gain minus col (k), but not less than -0-) or Losses (from col (h)) |
|---|-----------------------------------|--|--|
| (i) F M V as of 12/31/69 | (j) Adjusted basis as of 12/31/69 | (k) Excess of col (i) over col (j), if any | |
| | | | 40,698 |
| | | | 375 |
| | | | -642 |
| | | | 373 |
| | | | 301 |
| | | | 2,398 |
| | | | 121 |
| | | | 87 |
| | | | 14,248 |
| | | | -142 |

| Form 990PF Part IV - Capital Gains and Losses for Tax on Investment Income - Columns a - d | | | |
|--|---|---|-------------------------------------|
| List and describe the kind(s) of property sold (e g , real estate, (a) 2-story brick warehouse, or common stock, 200 shs MLC Co) | (b) How acquired P—Purchase D—Donation | (c) Date acquired (mo , day, yr) | (d) Date sold (mo , day, yr) |
| 115 MERCK & CO INC | | 2014-08-20 | 2018-04-09 |
| 417 MICROSEMI CORP COM | | 2015-11-30 | 2018-04-09 |
| 82 MICROSEMI CORP COM | | 2017-04-21 | 2018-04-09 |
| 32 MOTOROLA INC | | 2017-03-28 | 2018-04-09 |
| 182 NATIONAL-OILWELL INC | | 2016-01-29 | 2018-04-09 |
| 44 OMNICELL INC | | 2017-06-29 | 2018-04-09 |
| 51 OMNICELL INC | | 2015-11-20 | 2018-04-09 |
| 61 OXFORD INDUSTRIES INC | | 2016-10-13 | 2018-04-09 |
| 15 PPG INDS INC COM W/RTS ATTACHED EXP 04/30/2008 | | 2017-04-24 | 2018-04-09 |
| 392 PAYPAL HOLDINGS INC | | 2016-11-30 | 2018-04-09 |

Form 990PF Part IV - Capital Gains and Losses for Tax on Investment Income - Columns e - h

| (e) Gross sales price | Depreciation allowed (f) (or allowable) | Cost or other basis (g) plus expense of sale | Gain or (loss) (h) (e) plus (f) minus (g) |
|-----------------------|--|---|--|
| 6,548 | | 6,827 | -279 |
| 26,655 | | 12,715 | 13,940 |
| 5,242 | | 4,012 | 1,230 |
| 3,367 | | 2,702 | 665 |
| 6,705 | | 5,934 | 771 |
| 1,929 | | 1,934 | -5 |
| 2,236 | | 1,445 | 791 |
| 4,538 | | 4,040 | 498 |
| 1,660 | | 1,622 | 38 |
| 29,919 | | 15,011 | 14,908 |

Form 990PF Part IV - Capital Gains and Losses for Tax on Investment Income - Columns i - l

| Complete only for assets showing gain in column (h) and owned by the foundation on 12/31/69 | | | (I) Gains (Col (h) gain minus col (k), but not less than -0-) or Losses (from col (h)) |
|---|--------------------------------------|---|--|
| (i) F M V as of 12/31/69 | Adjusted basis (j) as of 12/31/69 | Excess of col (i) (k) over col (j), if any | |
| | | | -279 |
| | | | 13,940 |
| | | | 1,230 |
| | | | 665 |
| | | | 771 |
| | | | -5 |
| | | | 791 |
| | | | 498 |
| | | | 38 |
| | | | 14,908 |

| Form 990PF Part IV - Capital Gains and Losses for Tax on Investment Income - Columns a - d | | | |
|--|---|---|-------------------------------------|
| List and describe the kind(s) of property sold (e g , real estate, (a) 2-story brick warehouse, or common stock, 200 shs MLC Co) | (b) How acquired P—Purchase D—Donation | (c) Date acquired (mo , day, yr) | (d) Date sold (mo , day, yr) |
| 74 PAYPAL HOLDINGS INC | | 2017-05-25 | 2018-04-09 |
| 55 PEBBLEBROOK HOTEL TRUST | | 2017-02-09 | 2018-04-09 |
| 17 PHILIP MORRIS INTERNATIONAL | | 2016-06-06 | 2018-04-09 |
| 3411 357 PRUDENTIAL HIGH YIELD FUND-Z | | 2017-01-18 | 2018-04-09 |
| 134 RADIAN GROUP INC | | 2017-01-18 | 2018-04-09 |
| 39 RADIAN GROUP INC | | 2017-05-08 | 2018-04-09 |
| 477 RELX PLC | | 2017-06-29 | 2018-04-09 |
| 65 ROPER INDS INC NEW | | 2017-01-18 | 2018-04-09 |
| 5830 ROYAL KPN NV | | 2017-06-29 | 2018-04-09 |
| 167 RYMAN HOSPITALITY PPTYS INC | | 2016-03-29 | 2018-04-09 |

Form 990PF Part IV - Capital Gains and Losses for Tax on Investment Income - Columns e - h

| (e) Gross sales price | Depreciation allowed (f) (or allowable) | Cost or other basis (g) plus expense of sale | Gain or (loss) (h) (e) plus (f) minus (g) |
|-----------------------|--|---|--|
| 5,648 | | 3,781 | 1,867 |
| 1,869 | | 1,631 | 238 |
| 1,721 | | 1,708 | 13 |
| 18,524 | | 18,797 | -273 |
| 2,184 | | 2,355 | -171 |
| 636 | | 645 | -9 |
| 10,400 | | 10,176 | 224 |
| 17,630 | | 11,999 | 5,631 |
| 17,315 | | 17,509 | -194 |
| 12,721 | | 8,641 | 4,080 |

Form 990PF Part IV - Capital Gains and Losses for Tax on Investment Income - Columns i - l

| Complete only for assets showing gain in column (h) and owned by the foundation on 12/31/69 | | | (I) Gains (Col (h) gain minus col (k), but not less than -0-) or Losses (from col (h)) |
|---|--------------------------------------|---|--|
| (i) F M V as of 12/31/69 | Adjusted basis (j) as of 12/31/69 | Excess of col (i) (k) over col (j), if any | |
| | | | 1,867 |
| | | | 238 |
| | | | 13 |
| | | | -273 |
| | | | -171 |
| | | | -9 |
| | | | 224 |
| | | | 5,631 |
| | | | -194 |
| | | | 4,080 |

| Form 990PF Part IV - Capital Gains and Losses for Tax on Investment Income - Columns a - d | | | |
|--|---|---|-------------------------------------|
| List and describe the kind(s) of property sold (e g , real estate, (a) 2-story brick warehouse, or common stock, 200 shs MLC Co) | (b) How acquired P—Purchase D—Donation | (c) Date acquired (mo , day, yr) | (d) Date sold (mo , day, yr) |
| 101 SBA COMMUNICATIONS CORP | | 2016-11-30 | 2018-04-09 |
| 106 SALESFORCE COM INC | | 2016-09-07 | 2018-04-09 |
| 62 SCHLUMBERGER LTD | | 2015-10-28 | 2018-04-09 |
| 33 SEMPRA ENERGY | | 2017-01-18 | 2018-04-09 |
| 71 SINCLAIR BROADCAST GROUP INC | | 2017-05-11 | 2018-04-09 |
| 50 SKYWEST INC | | 2017-04-24 | 2018-04-09 |
| 59 SKYWEST INC | | 2017-03-20 | 2018-04-09 |
| 80 A O SMITH CORP COM | | 2017-02-06 | 2018-04-09 |
| 245 SONY CORP - SPONSORED ADR ONE ADR REPRS ONE ORD SHARES | | 2017-04-18 | 2018-04-09 |
| 61 STARBUCKS CORP COM | | 2017-05-25 | 2018-04-09 |

Form 990PF Part IV - Capital Gains and Losses for Tax on Investment Income - Columns e - h

| (e) Gross sales price | Depreciation allowed (f) (or allowable) | Cost or other basis (g) plus expense of sale | Gain or (loss) (h) (e) plus (f) minus (g) |
|-----------------------|--|---|--|
| 17,412 | | 10,293 | 7,119 |
| 12,626 | | 6,833 | 5,793 |
| 4,018 | | 4,905 | -887 |
| 3,691 | | 3,434 | 257 |
| 2,130 | | 2,462 | -332 |
| 2,752 | | 1,755 | 997 |
| 3,248 | | 1,730 | 1,518 |
| 5,093 | | 3,930 | 1,163 |
| 12,006 | | 7,754 | 4,252 |
| 3,609 | | 3,841 | -232 |

Form 990PF Part IV - Capital Gains and Losses for Tax on Investment Income - Columns i - l

| Complete only for assets showing gain in column (h) and owned by the foundation on 12/31/69 | | | (I) Gains (Col (h) gain minus col (k), but not less than -0-) or Losses (from col (h)) |
|---|--------------------------------------|---|--|
| (i) F M V as of 12/31/69 | Adjusted basis (j) as of 12/31/69 | Excess of col (i) (k) over col (j), if any | |
| | | | 7,119 |
| | | | 5,793 |
| | | | -887 |
| | | | 257 |
| | | | -332 |
| | | | 997 |
| | | | 1,518 |
| | | | 1,163 |
| | | | 4,252 |
| | | | -232 |

| Form 990PF Part IV - Capital Gains and Losses for Tax on Investment Income - Columns a - d | | | |
|--|---|---|-------------------------------------|
| List and describe the kind(s) of property sold (e g , real estate, (a) 2-story brick warehouse, or common stock, 200 shs MLC Co) | (b) How acquired P—Purchase D—Donation | (c) Date acquired (mo , day, yr) | (d) Date sold (mo , day, yr) |
| 761 STARBUCKS CORP COM | | 2017-01-18 | 2018-04-09 |
| 181 STATE ST CORP COM | | 2016-01-29 | 2018-04-09 |
| 85 SUPERNUS PHARMACEUTICALS INC | | 2015-11-30 | 2018-04-09 |
| 70 SYNCHRONY FINANCIAL | | 2016-01-29 | 2018-04-09 |
| 53 TJX COMPANIES INC | | 2017-03-01 | 2018-04-09 |
| 462 TRI POINTE GROUP INC | | 2016-07-28 | 2018-04-09 |
| 1342 407 TEMPLETON GLOBAL BD FD ADVISOR CL | | 2013-10-08 | 2018-04-09 |
| 20 THERMO ELECTRON CORP | | 2017-02-16 | 2018-04-09 |
| 10 TRAVELERS COS INC | | 2015-09-01 | 2018-04-09 |
| 443 TWENTY-FIRST CENTURY FOX CL B | | 2016-01-29 | 2018-04-09 |

Form 990PF Part IV - Capital Gains and Losses for Tax on Investment Income - Columns e - h

| (e) Gross sales price | Depreciation allowed (f) (or allowable) | Cost or other basis (g) plus expense of sale | Gain or (loss) (h) (e) plus (f) minus (g) |
|-----------------------|--|---|--|
| 45,028 | | 31,436 | 13,592 |
| 18,015 | | 9,883 | 8,132 |
| 3,895 | | 1,409 | 2,486 |
| 2,405 | | 1,980 | 425 |
| 4,410 | | 4,161 | 249 |
| 7,882 | | 6,405 | 1,477 |
| 15,961 | | 17,411 | -1,450 |
| 4,234 | | 3,155 | 1,079 |
| 1,381 | | 1,001 | 380 |
| 15,877 | | 11,926 | 3,951 |

Form 990PF Part IV - Capital Gains and Losses for Tax on Investment Income - Columns i - l

| Complete only for assets showing gain in column (h) and owned by the foundation on 12/31/69 | | | (I) Gains (Col (h) gain minus col (k), but not less than -0-) or Losses (from col (h)) |
|---|--------------------------------------|---|--|
| (i) F M V as of 12/31/69 | Adjusted basis (j) as of 12/31/69 | Excess of col (i) (k) over col (j), if any | |
| | | | 13,592 |
| | | | 8,132 |
| | | | 2,486 |
| | | | 425 |
| | | | 249 |
| | | | 1,477 |
| | | | -1,450 |
| | | | 1,079 |
| | | | 380 |
| | | | 3,951 |

Form 990PF Part IV - Capital Gains and Losses for Tax on Investment Income - Columns a - d

| List and describe the kind(s) of property sold (e g , real estate, (a) 2-story brick warehouse, or common stock, 200 shs MLC Co) | (b) How acquired P—Purchase D—Donation | (c) Date acquired (mo , day, yr) | (d) Date sold (mo , day, yr) |
|--|---|---|-------------------------------------|
| 108 US BANCORP DEL | | 2016-01-29 | 2018-04-09 |
| 55000 UNITED STATES TREAS BDS DTD 8/15/93 6 25% 08/15/2023 | | 2017-01-09 | 2018-04-09 |
| 5000 UNITED STATES TREAS BDS DTD 8/15/93 6 25% 08/15/2023 | | 2017-07-07 | 2018-04-09 |
| 74000 US TREASURY N/B 1 25% 31 JAN 2020 | | 2017-02-07 | 2018-04-09 |
| 110000 US TREASURY N/B 1 625% 15 MAY 2026 | | 2017-11-14 | 2018-04-09 |
| 37000 US TREASURY N/B 1 625% 15 MAY 2026 | | 2017-03-06 | 2018-04-09 |
| 78000 US TREASURY N/B 1 75% 15 MAY 2023 | | 2018-01-18 | 2018-04-09 |
| 61000 US TREASURY N/B 1 75% 30 APR 2022 | | 2017-03-08 | 2018-04-09 |
| 126000 US TREASURY N/B 1 75% 30 APR 2022 | | 2018-01-05 | 2018-04-09 |
| 28 UNITED TECHNOLOGIES CORP | | 2015-07-22 | 2018-04-09 |

Form 990PF Part IV - Capital Gains and Losses for Tax on Investment Income - Columns e - h

| (e) Gross sales price | Depreciation allowed (f) (or allowable) | Cost or other basis (g) plus expense of sale | Gain or (loss) (h) (e) plus (f) minus (g) |
|-----------------------|--|---|--|
| 5,519 | | 4,271 | 1,248 |
| 64,964 | | 65,959 | -995 |
| 5,906 | | 6,058 | -152 |
| 72,665 | | 73,286 | -621 |
| 100,942 | | 103,778 | -2,836 |
| 33,953 | | 34,326 | -373 |
| 74,798 | | 75,340 | -542 |
| 59,158 | | 59,873 | -715 |
| 122,195 | | 123,507 | -1,312 |
| 3,466 | | 2,845 | 621 |

Form 990PF Part IV - Capital Gains and Losses for Tax on Investment Income - Columns i - l

| Complete only for assets showing gain in column (h) and owned by the foundation on 12/31/69 | | | (I) Gains (Col (h) gain minus col (k), but not less than -0-) or Losses (from col (h)) |
|---|--------------------------------------|---|--|
| (i) F M V as of 12/31/69 | Adjusted basis (j) as of 12/31/69 | Excess of col (i) (k) over col (j), if any | |
| | | | 1,248 |
| | | | -995 |
| | | | -152 |
| | | | -621 |
| | | | -2,836 |
| | | | -373 |
| | | | -542 |
| | | | -715 |
| | | | -1,312 |
| | | | 621 |

Form 990PF Part IV - Capital Gains and Losses for Tax on Investment Income - Columns a - d

| List and describe the kind(s) of property sold (e g , real estate, (a) 2-story brick warehouse, or common stock, 200 shs MLC Co) | (b) How acquired P—Purchase D—Donation | (c) Date acquired (mo , day, yr) | (d) Date sold (mo , day, yr) |
|--|---|---|-------------------------------------|
| 484 194 VANGUARD 500 INDEX-ADM | | 2016-09-26 | 2018-04-09 |
| 254 VISA INC | | 2017-01-18 | 2018-04-09 |
| 577 WABTEC CORP | | 2017-01-18 | 2018-04-09 |
| 27 WELLS FARGO & CO NEW COM | | 2015-09-01 | 2018-04-09 |
| 52 WESTERN ALLIANCE | | 2016-06-06 | 2018-04-09 |
| 82 WINTRUST FINL CORP | | 2015-05-05 | 2018-04-09 |
| 34 XEROX CORP | | 2016-01-29 | 2018-04-09 |
| 60 XPERI CORP | | 2017-02-27 | 2018-04-09 |
| 65 ZOETIS INC | | 2017-06-01 | 2018-04-09 |
| 65 ARRIS INTERNATIONAL PLC | | 2014-05-29 | 2018-04-09 |

Form 990PF Part IV - Capital Gains and Losses for Tax on Investment Income - Columns e - h

| (e) Gross sales price | (f) Depreciation allowed (or allowable) | (g) Cost or other basis plus expense of sale | (h) Gain or (loss) (e) plus (f) minus (g) |
|-----------------------|--|---|--|
| 116,879 | | 74,345 | 42,534 |
| 30,501 | | 9,638 | 20,863 |
| 46,473 | | 37,927 | 8,546 |
| 1,426 | | 1,388 | 38 |
| 2,953 | | 1,852 | 1,101 |
| 7,167 | | 3,998 | 3,169 |
| 949 | | 947 | 2 |
| 1,308 | | 2,260 | -952 |
| 5,371 | | 4,059 | 1,312 |
| 1,735 | | 2,139 | -404 |

Form 990PF Part IV - Capital Gains and Losses for Tax on Investment Income - Columns i - l

| Complete only for assets showing gain in column (h) and owned by the foundation on 12/31/69 | | | (I) Gains (Col (h) gain minus col (k), but not less than -0-) or Losses (from col (h)) |
|---|--------------------------------------|---|--|
| (i) F M V as of 12/31/69 | (j) Adjusted basis as of 12/31/69 | (k) Excess of col (i) over col (j), if any | |
| | | | 42,534 |
| | | | 20,863 |
| | | | 8,546 |
| | | | 38 |
| | | | 1,101 |
| | | | 3,169 |
| | | | 2 |
| | | | -952 |
| | | | 1,312 |
| | | | -404 |

| Form 990PF Part IV - Capital Gains and Losses for Tax on Investment Income - Columns a - d | | | |
|--|---|---|-------------------------------------|
| List and describe the kind(s) of property sold (e g , real estate, (a) 2-story brick warehouse, or common stock, 200 shs MLC Co) | (b) How acquired P—Purchase D—Donation | (c) Date acquired (mo , day, yr) | (d) Date sold (mo , day, yr) |
| 49 GENPACT LTD USD 0 001 | | 2017-01-18 | 2018-04-09 |
| 161 HORIZON PHARMA PLC | | 2017-06-22 | 2018-04-09 |
| 440 HORIZON PHARMA PLC | | 2016-07-19 | 2018-04-09 |
| 465 NXP SEMICONDUCTORS N V | | 2016-07-05 | 2018-04-09 |
| 5000 ORACLE CORP 5 75% 15 APR 2018 | | 2017-07-07 | 2018-04-16 |
| 75000 ORACLE CORP 5 75% 15 APR 2018 | | 2016-05-05 | 2018-04-16 |
| 10000 ANHEUSER-BUSCH INBEV FIN 1 9% 01 FEB 2019 | | 2017-07-07 | 2018-04-23 |
| 139000 ANHEUSER-BUSCH INBEV FIN 1 9% 01 FEB 2019 | | 2016-03-04 | 2018-04-23 |
| 66000 BANK OF AMERICA CORP 6 875% 25 APR 2018 | | 2016-04-07 | 2018-04-25 |
| 7000 BANK OF AMERICA CORP 6 875% 25 APR 2018 | | 2017-12-07 | 2018-04-25 |

Form 990PF Part IV - Capital Gains and Losses for Tax on Investment Income - Columns e - h

| (e) Gross sales price | Depreciation allowed (f) (or allowable) | Cost or other basis (g) plus expense of sale | Gain or (loss) (h) (e) plus (f) minus (g) |
|-----------------------|--|---|--|
| 1,552 | | 1,204 | 348 |
| 2,227 | | 1,937 | 290 |
| 6,085 | | 8,207 | -2,122 |
| 53,028 | | 37,074 | 15,954 |
| 5,000 | | 5,000 | |
| 75,000 | | 75,408 | -408 |
| 10,000 | | 10,000 | |
| 139,000 | | 138,807 | 193 |
| 66,000 | | 65,854 | 146 |
| 7,000 | | 7,000 | |

Form 990PF Part IV - Capital Gains and Losses for Tax on Investment Income - Columns i - l

| Complete only for assets showing gain in column (h) and owned by the foundation on 12/31/69 | | | (I) Gains (Col (h) gain minus col (k), but not less than -0-) or Losses (from col (h)) |
|---|--------------------------------------|---|--|
| (i) F M V as of 12/31/69 | Adjusted basis (j) as of 12/31/69 | Excess of col (i) (k) over col (j), if any | |
| | | | 348 |
| | | | 290 |
| | | | -2,122 |
| | | | 15,954 |
| | | | |
| | | | -408 |
| | | | |
| | | | 193 |
| | | | 146 |
| | | | |

| Form 990PF Part IV - Capital Gains and Losses for Tax on Investment Income - Columns a - d | | | |
|--|---|---|-------------------------------------|
| List and describe the kind(s) of property sold (e g , real estate, (a) 2-story brick warehouse, or common stock, 200 shs MLC Co) | (b) How acquired P—Purchase D—Donation | (c) Date acquired (mo , day, yr) | (d) Date sold (mo , day, yr) |
| 76 69 FHLMC GOLD G01837 5 0% 7/01/35 | | 2014-07-08 | 2018-05-01 |
| 20 49 FHLMC GOLD G01853 4 5% 8/01/35 | | 2012-12-07 | 2018-05-01 |
| 291 98 FG G05937 4 5% 01 AUG 2040 | | 2012-03-06 | 2018-05-01 |
| 162 94 FG G05408 5% 01 DEC 2036 | | 2012-07-09 | 2018-05-01 |
| 18 48 FG G05676 4% 01 NOV 2039 | | 2012-12-07 | 2018-05-01 |
| 43 5 FG G07810 4 5% 01 MAY 2042 | | 2015-07-07 | 2018-05-01 |
| 594 18 FG G15100 2 5% 01 JUL 2028 | | 2016-10-11 | 2018-05-01 |
| 557 21 FG G14496 3% 01 JUN 2027 | | 2016-10-11 | 2018-05-01 |
| 119 04 FED'L HOME LOAN MTGE CORP GRP G08051 | | 2015-04-07 | 2018-05-01 |
| 62 81 FHLMC POOL G0-8331 | | 2014-07-08 | 2018-05-01 |

Form 990PF Part IV - Capital Gains and Losses for Tax on Investment Income - Columns e - h

| (e) Gross sales price | (f) Depreciation allowed (or allowable) | (g) Cost or other basis plus expense of sale | (h) Gain or (loss) (e) plus (f) minus (g) |
|-----------------------|--|---|--|
| 77 | | 84 | -7 |
| 20 | | 22 | -2 |
| 292 | | 307 | -15 |
| 163 | | 173 | -10 |
| 18 | | 20 | -2 |
| 44 | | 47 | -3 |
| 594 | | 612 | -18 |
| 557 | | 580 | -23 |
| 119 | | 131 | -12 |
| 63 | | 67 | -4 |

Form 990PF Part IV - Capital Gains and Losses for Tax on Investment Income - Columns i - l

| Complete only for assets showing gain in column (h) and owned by the foundation on 12/31/69 | | | (l) Gains (Col (h) gain minus col (k), but not less than -0-) or Losses (from col (h)) |
|---|--------------------------------------|---|--|
| (i) F M V as of 12/31/69 | (j) Adjusted basis as of 12/31/69 | (k) Excess of col (i) over col (j), if any | |
| | | | -7 |
| | | | -2 |
| | | | -15 |
| | | | -10 |
| | | | -2 |
| | | | -3 |
| | | | -18 |
| | | | -23 |
| | | | -12 |
| | | | -4 |

| Form 990PF Part IV - Capital Gains and Losses for Tax on Investment Income - Columns a - d | | | |
|--|---|---|-------------------------------------|
| List and describe the kind(s) of property sold (e g , real estate, (a) 2-story brick warehouse, or common stock, 200 shs MLC Co) | (b) How acquired P—Purchase D—Donation | (c) Date acquired (mo , day, yr) | (d) Date sold (mo , day, yr) |
| 585 89 FHLMC GOLD G08667 3 5% 9/01/45 | | 2016-10-07 | 2018-05-01 |
| 886 96 FHLMC GOLD G08681 3 5% 12/01/45 | | 2016-01-12 | 2018-05-01 |
| 161 45 FHLMC POOL #G0-8687 | | 2017-07-10 | 2018-05-01 |
| 376 62 FHLMC POOL #G0-8694 | | 2016-10-20 | 2018-05-01 |
| 892 79 FHLMC GOLD G18536 2 5% 1/01/30 | | 2015-02-06 | 2018-05-01 |
| 113 35 FG G18553 2 5% 01 MAY 2030 | | 2015-07-07 | 2018-05-01 |
| 579 02 FG G18557 3% 01 JUN 2030 | | 2015-09-08 | 2018-05-01 |
| 121 41 FG G18557 3% 01 JUN 2030 | | 2017-07-11 | 2018-05-01 |
| 103 08 FG G18622 2 5% 01 DEC 2031 | | 2017-07-11 | 2018-05-01 |
| 998 18 FHLMC GOLD J17508 3 0% 12/01/26 | | 2016-07-08 | 2018-05-01 |

Form 990PF Part IV - Capital Gains and Losses for Tax on Investment Income - Columns e - h

| (e) Gross sales price | (f) Depreciation allowed (or allowable) | (g) Cost or other basis plus expense of sale | (h) Gain or (loss) (e) plus (f) minus (g) |
|-----------------------|--|---|--|
| 586 | | 615 | -29 |
| 887 | | 918 | -31 |
| 161 | | 166 | -5 |
| 377 | | 402 | -25 |
| 893 | | 915 | -22 |
| 113 | | 115 | -2 |
| 579 | | 597 | -18 |
| 121 | | 125 | -4 |
| 103 | | 104 | -1 |
| 998 | | 1,042 | -44 |

Form 990PF Part IV - Capital Gains and Losses for Tax on Investment Income - Columns i - l

| Complete only for assets showing gain in column (h) and owned by the foundation on 12/31/69 | | | (l) Gains (Col (h) gain minus col (k), but not less than -0-) or Losses (from col (h)) |
|---|--------------------------------------|---|--|
| (i) F M V as of 12/31/69 | (j) Adjusted basis as of 12/31/69 | (k) Excess of col (i) over col (j), if any | |
| | | | -29 |
| | | | -31 |
| | | | -5 |
| | | | -25 |
| | | | -22 |
| | | | -2 |
| | | | -18 |
| | | | -4 |
| | | | -1 |
| | | | -44 |

| Form 990PF Part IV - Capital Gains and Losses for Tax on Investment Income - Columns a - d | | | |
|--|---|---|-------------------------------------|
| List and describe the kind(s) of property sold (e g , real estate, (a) 2-story brick warehouse, or common stock, 200 shs MLC Co) | (b) How acquired P—Purchase D—Donation | (c) Date acquired (mo , day, yr) | (d) Date sold (mo , day, yr) |
| 44 91 FHLMC POOL C0-3531 | | 2015-07-07 | 2018-05-01 |
| 14 71 FG A87580 5% 01 JUL 2039 | | 2012-12-07 | 2018-05-01 |
| 8 87 FG A92179 5% 01 MAY 2040 | | 2015-07-07 | 2018-05-01 |
| 555 73 FG A95147 4% 01 NOV 2040 | | 2012-06-11 | 2018-05-01 |
| 61 41 FG A97420 4% 01 MAR 2041 | | 2017-07-10 | 2018-05-01 |
| 92 65 FG A12809 4 5% 01 AUG 2033 | | 2016-10-07 | 2018-05-01 |
| 55 95 FG Q00866 4 5% 01 MAY 2041 | | 2017-07-11 | 2018-05-01 |
| 69 87 FHLMC GOLD Q00285 4 5% 4/01/41 | | 2015-04-07 | 2018-05-01 |
| 517 32 FHLMC POOL #G6-0080 | | 2015-08-07 | 2018-05-01 |
| 101 53 FEDERAL NAT'L MTGE ASSN POOL 254868 | | 2016-10-07 | 2018-05-01 |

Form 990PF Part IV - Capital Gains and Losses for Tax on Investment Income - Columns e - h

| (e) Gross sales price | Depreciation allowed (f) (or allowable) | Cost or other basis (g) plus expense of sale | Gain or (loss) (h) (e) plus (f) minus (g) |
|-----------------------|--|---|--|
| 45 | | 47 | -2 |
| 15 | | 16 | -1 |
| 9 | | 10 | -1 |
| 556 | | 588 | -32 |
| 61 | | 65 | -4 |
| 93 | | 101 | -8 |
| 56 | | 60 | -4 |
| 70 | | 76 | -6 |
| 517 | | 536 | -19 |
| 102 | | 112 | -10 |

Form 990PF Part IV - Capital Gains and Losses for Tax on Investment Income - Columns i - l

| Complete only for assets showing gain in column (h) and owned by the foundation on 12/31/69 | | | (I) Gains (Col (h) gain minus col (k), but not less than -0-) or Losses (from col (h)) |
|---|--------------------------------------|---|--|
| (i) F M V as of 12/31/69 | Adjusted basis (j) as of 12/31/69 | Excess of col (i) (k) over col (j), if any | |
| | | | -2 |
| | | | -1 |
| | | | -1 |
| | | | -32 |
| | | | -4 |
| | | | -8 |
| | | | -4 |
| | | | -6 |
| | | | -19 |
| | | | -10 |

| Form 990PF Part IV - Capital Gains and Losses for Tax on Investment Income - Columns a - d | | | |
|--|---|---|-------------------------------------|
| List and describe the kind(s) of property sold (e g , real estate, (a) 2-story brick warehouse, or common stock, 200 shs MLC Co) | (b) How acquired P—Purchase D—Donation | (c) Date acquired (mo , day, yr) | (d) Date sold (mo , day, yr) |
| 142 3 FNMA POOL 0357688 5 0% 1/01/35 | | 2014-06-06 | 2018-05-01 |
| 57 11 FNMA POOL 0AH3431 | | 2012-12-12 | 2018-05-01 |
| 365 24 FNMA POOL 0AH5575 | | 2013-07-11 | 2018-05-01 |
| 207 24 FN AH5800 3 5% 01 FEB 2026 | | 2016-05-06 | 2018-05-01 |
| 661 32 FNMA POOL AH6827 4 0% 3/01/26 | | 2011-08-09 | 2018-05-01 |
| 1197 48 FN AJ7715 3% 01 DEC 2026 | | 2016-11-07 | 2018-05-01 |
| 39 07 FNMA POOL AJ9355 3 0% 1/01/27 | | 2012-12-07 | 2018-05-01 |
| 325 37 FNMA POOL AL0393 4 5% 6/01/41 | | 2011-11-04 | 2018-05-01 |
| 192 63 FN AL5537 4 5% 01 APR 2044 | | 2016-03-07 | 2018-05-01 |
| 61 FNMA POOL # AL5931 3 5% 9/01/28 | | 2016-03-07 | 2018-05-01 |

Form 990PF Part IV - Capital Gains and Losses for Tax on Investment Income - Columns e - h

| (e) Gross sales price | Depreciation allowed (f) (or allowable) | Cost or other basis (g) plus expense of sale | Gain or (loss) (h) (e) plus (f) minus (g) |
|-----------------------|--|---|--|
| 142 | | 155 | -13 |
| 57 | | 59 | -2 |
| 365 | | 376 | -11 |
| 207 | | 217 | -10 |
| 661 | | 679 | -18 |
| 1,197 | | 1,248 | -51 |
| 39 | | 40 | -1 |
| 325 | | 342 | -17 |
| 193 | | 209 | -16 |
| 61 | | 64 | -3 |

Form 990PF Part IV - Capital Gains and Losses for Tax on Investment Income - Columns i - l

| Complete only for assets showing gain in column (h) and owned by the foundation on 12/31/69 | | | (I) Gains (Col (h) gain minus col (k), but not less than -0-) or Losses (from col (h)) |
|---|--------------------------------------|---|---|
| (i) F M V as of 12/31/69 | Adjusted basis (j) as of 12/31/69 | Excess of col (i) (k) over col (j), if any | |
| | | | -13 |
| | | | -2 |
| | | | -11 |
| | | | -10 |
| | | | -18 |
| | | | -51 |
| | | | -1 |
| | | | -17 |
| | | | -16 |
| | | | -3 |

| Form 990PF Part IV - Capital Gains and Losses for Tax on Investment Income - Columns a - d | | | |
|--|---|---|-------------------------------------|
| List and describe the kind(s) of property sold (e g , real estate, (a) 2-story brick warehouse, or common stock, 200 shs MLC Co) | (b) How acquired P—Purchase D—Donation | (c) Date acquired (mo , day, yr) | (d) Date sold (mo , day, yr) |
| 135 42 FN AL7767 4 5% 01 JUN 2044 | | 2017-07-10 | 2018-05-01 |
| 82 62 FN AL8153 3% 01 MAR 2031 | | 2017-07-11 | 2018-05-01 |
| 761 4 FNMA POOL AQ0546 3 5% 11/01/42 | | 2013-07-08 | 2018-05-01 |
| 79 61 FNMA POOL # AS4991 3 5% 5/01/45 | | 2017-02-07 | 2018-05-01 |
| 357 01 FNMA POOL # AS6191 3 5% 11/01/45 | | 2016-03-07 | 2018-05-01 |
| 323 16 FN AS6520 3 5% 01 JAN 2046 | | 2016-10-07 | 2018-05-01 |
| 128 96 FN AS6515 4% 01 JAN 2046 | | 2017-07-10 | 2018-05-01 |
| 290 15 FN AS6515 4% 01 JAN 2046 | | 2016-10-11 | 2018-05-01 |
| 581 39 FNMA POOL # AT2062 2 5% 4/01/28 | | 2014-03-07 | 2018-05-01 |
| 431 79 FNMA POOL AT2720 3% 5/1/43 | | 2015-02-06 | 2018-05-01 |

Form 990PF Part IV - Capital Gains and Losses for Tax on Investment Income - Columns e - h

| (e) Gross sales price | (f) Depreciation allowed (or allowable) | (g) Cost or other basis plus expense of sale | (h) Gain or (loss) (e) plus (f) minus (g) |
|-----------------------|--|---|--|
| 135 | | 146 | -11 |
| 83 | | 85 | -2 |
| 761 | | 760 | 1 |
| 80 | | 82 | -2 |
| 357 | | 372 | -15 |
| 323 | | 339 | -16 |
| 129 | | 135 | -6 |
| 290 | | 310 | -20 |
| 581 | | 582 | -1 |
| 432 | | 443 | -11 |

Form 990PF Part IV - Capital Gains and Losses for Tax on Investment Income - Columns i - l

| Complete only for assets showing gain in column (h) and owned by the foundation on 12/31/69 | | | (l) Gains (Col (h) gain minus col (k), but not less than -0-) or Losses (from col (h)) |
|---|--------------------------------------|---|--|
| (i) F M V as of 12/31/69 | (j) Adjusted basis as of 12/31/69 | (k) Excess of col (i) over col (j), if any | |
| | | | -11 |
| | | | -2 |
| | | | 1 |
| | | | -2 |
| | | | -15 |
| | | | -16 |
| | | | -6 |
| | | | -20 |
| | | | -1 |
| | | | -11 |

| Form 990PF Part IV - Capital Gains and Losses for Tax on Investment Income - Columns a - d | | | |
|--|---|---|-------------------------------------|
| List and describe the kind(s) of property sold (e.g., real estate, (a) 2-story brick warehouse, or common stock, 200 shs MLC Co.) | (b) How acquired P—Purchase D—Donation | (c) Date acquired (mo., day, yr.) | (d) Date sold (mo., day, yr.) |
| 105 98 FN AT7857 2.5% 01 JUN 2028 | | 2016-10-11 | 2018-05-01 |
| 342 78 FNMA POOL 0AU3735 | | 2014-11-07 | 2018-05-01 |
| 151 72 FN AX5306 3.5% 01 JAN 2027 | | 2017-07-11 | 2018-05-01 |
| 433 67 FNMA POOL 735580 5.0% 6/01/35 | | 2011-08-09 | 2018-05-01 |
| 34 67 FEDERAL NAT'L MTGE ASSN POOL 735912 | | 2010-04-08 | 2018-05-01 |
| 385 13 FNMA POOL 0735989 | | 2011-04-07 | 2018-05-01 |
| 98 97 FEDERAL NAT'L MTGE ASSN POOL 745275 | | 2012-12-10 | 2018-05-01 |
| 173 15 FEDERAL NAT'L MTGE ASSN POOL 745148 | | 2016-03-07 | 2018-05-01 |
| 83 21 FNMA POOL 0745870 | | 2016-05-06 | 2018-05-01 |
| 595 25 FN BH9288 4% 01 FEB 2048 | | 2018-04-10 | 2018-05-01 |

Form 990PF Part IV - Capital Gains and Losses for Tax on Investment Income - Columns e - h

| (e) Gross sales price | (f) Depreciation allowed (or allowable) | (g) Cost or other basis plus expense of sale | (h) Gain or (loss) (e) plus (f) minus (g) |
|-----------------------|--|---|--|
| 106 | | 109 | -3 |
| 343 | | 342 | 1 |
| 152 | | 158 | -6 |
| 434 | | 458 | -24 |
| 35 | | 36 | -1 |
| 385 | | 405 | -20 |
| 99 | | 105 | -6 |
| 173 | | 191 | -18 |
| 83 | | 92 | -9 |
| 595 | | 616 | -21 |

Form 990PF Part IV - Capital Gains and Losses for Tax on Investment Income - Columns i - l

| Complete only for assets showing gain in column (h) and owned by the foundation on 12/31/69 | | | (l) Gains (Col. (h) gain minus col. (k), but not less than -0-) or Losses (from col. (h)) |
|---|--------------------------------------|---|---|
| (i) FMV as of 12/31/69 | (j) Adjusted basis as of 12/31/69 | (k) Excess of col. (i) over col. (j), if any | |
| | | | -3 |
| | | | 1 |
| | | | -6 |
| | | | -24 |
| | | | -1 |
| | | | -20 |
| | | | -6 |
| | | | -18 |
| | | | -9 |
| | | | -21 |

| Form 990PF Part IV - Capital Gains and Losses for Tax on Investment Income - Columns a - d | | | |
|--|---|---|-------------------------------------|
| List and describe the kind(s) of property sold (e g , real estate, (a) 2-story brick warehouse, or common stock, 200 shs MLC Co) | (b) How acquired P—Purchase D—Donation | (c) Date acquired (mo , day, yr) | (d) Date sold (mo , day, yr) |
| 47 17 FN BM1036 2 5% 01 FEB 2032 | | 2017-07-11 | 2018-05-01 |
| 146 31 FNMA POOL 0889183 | | 2011-04-08 | 2018-05-01 |
| 326 41 FN 889279 5% 01 MAR 2023 | | 2008-05-08 | 2018-05-01 |
| 243 64 FN 890193 3 5% 01 AUG 2025 | | 2016-10-11 | 2018-05-01 |
| 215 7 FN 889323 5 5% 01 NOV 2022 | | 2008-05-08 | 2018-05-01 |
| 578 83 FN 960738 5 5% 01 JAN 2038 | | 2008-05-08 | 2018-05-01 |
| 178 07 FN 993733 5 5% 01 SEP 2023 | | 2010-04-08 | 2018-05-01 |
| 100 49 FNMA POOL 0995244 | | 2016-05-06 | 2018-05-01 |
| 175 66 FNMA POOL 995960 5 0% 12/01/23 | | 2011-04-07 | 2018-05-01 |
| 226 72 FN AA4392 4% 01 APR 2039 | | 2016-04-07 | 2018-05-01 |

Form 990PF Part IV - Capital Gains and Losses for Tax on Investment Income - Columns e - h

| (e) Gross sales price | Depreciation allowed (f) (or allowable) | Cost or other basis (g) plus expense of sale | Gain or (loss) (h) (e) plus (f) minus (g) |
|-----------------------|--|---|--|
| 47 | | 47 | |
| 146 | | 150 | -4 |
| 326 | | 327 | -1 |
| 244 | | 255 | -11 |
| 216 | | 217 | -1 |
| 579 | | 582 | -3 |
| 178 | | 183 | -5 |
| 100 | | 109 | -9 |
| 176 | | 181 | -5 |
| 227 | | 242 | -15 |

Form 990PF Part IV - Capital Gains and Losses for Tax on Investment Income - Columns i - l

| Complete only for assets showing gain in column (h) and owned by the foundation on 12/31/69 | | | (I) Gains (Col (h) gain minus col (k), but not less than -0-) or Losses (from col (h)) |
|---|--------------------------------------|---|--|
| (i) F M V as of 12/31/69 | Adjusted basis (j) as of 12/31/69 | Excess of col (i) (k) over col (j), if any | |
| | | | |
| | | | -4 |
| | | | -1 |
| | | | -11 |
| | | | -1 |
| | | | -3 |
| | | | -5 |
| | | | -9 |
| | | | -5 |
| | | | -15 |

| Form 990PF Part IV - Capital Gains and Losses for Tax on Investment Income - Columns a - d | | | |
|--|---|---|-------------------------------------|
| List and describe the kind(s) of property sold (e g , real estate, (a) 2-story brick warehouse, or common stock, 200 shs MLC Co) | (b) How acquired P—Purchase D—Donation | (c) Date acquired (mo , day, yr) | (d) Date sold (mo , day, yr) |
| 207 52 FNMA POOL AA7236 4 0% 6/01/39 | | 2012-02-07 | 2018-05-01 |
| 369 23 FNMA POOL AA7681 4 5% 6/1/2039 | | 2016-10-07 | 2018-05-01 |
| 114 7 FN AB4300 3 5% 01 JAN 2042 | | 2017-07-10 | 2018-05-01 |
| 123 34 FNMA POOL 0AB5716 | | 2016-10-11 | 2018-05-01 |
| 129 47 FN AB7931 3% 01 FEB 2043 | | 2017-07-10 | 2018-05-01 |
| 204 21 FN AB9858 3% 01 JUL 2043 | | 2016-10-07 | 2018-05-01 |
| 257 67 FN MA0258 4 5% 01 DEC 2039 | | 2017-02-07 | 2018-05-01 |
| 609 01 FN MA1062 3% 01 MAY 2027 | | 2012-05-07 | 2018-05-01 |
| 181 13 FNMA POOL 0AD0471 | | 2010-08-09 | 2018-05-01 |
| 334 05 FN AD0963 5 5% 01 SEP 2038 | | 2010-08-09 | 2018-05-01 |

Form 990PF Part IV - Capital Gains and Losses for Tax on Investment Income - Columns e - h

| (e) Gross sales price | (f) Depreciation allowed (or allowable) | (g) Cost or other basis plus expense of sale | (h) Gain or (loss) (e) plus (f) minus (g) |
|-----------------------|--|---|--|
| 208 | | 217 | -9 |
| 369 | | 403 | -34 |
| 115 | | 118 | -3 |
| 123 | | 128 | -5 |
| 129 | | 130 | -1 |
| 204 | | 212 | -8 |
| 258 | | 278 | -20 |
| 609 | | 626 | -17 |
| 181 | | 187 | -6 |
| 334 | | 353 | -19 |

Form 990PF Part IV - Capital Gains and Losses for Tax on Investment Income - Columns i - l

| Complete only for assets showing gain in column (h) and owned by the foundation on 12/31/69 | | | (l) Gains (Col (h) gain minus col (k), but not less than -0-) or Losses (from col (h)) |
|---|--------------------------------------|---|--|
| (i) F M V as of 12/31/69 | (j) Adjusted basis as of 12/31/69 | (k) Excess of col (i) over col (j), if any | |
| | | | -9 |
| | | | -34 |
| | | | -3 |
| | | | -5 |
| | | | -1 |
| | | | -8 |
| | | | -20 |
| | | | -17 |
| | | | -6 |
| | | | -19 |

| Form 990PF Part IV - Capital Gains and Losses for Tax on Investment Income - Columns a - d | | | |
|--|---|---|-------------------------------------|
| List and describe the kind(s) of property sold (e g , real estate, (a) 2-story brick warehouse, or common stock, 200 shs MLC Co) | (b) How acquired P—Purchase D—Donation | (c) Date acquired (mo , day, yr) | (d) Date sold (mo , day, yr) |
| 59 7 FNMA POOL AD7151 4 0% 7/01/25 | | 2012-12-07 | 2018-05-01 |
| 287 83 FNMA POOL 0AD6432 | | 2012-04-05 | 2018-05-01 |
| 23 18 FNMA POOL 0AE0949 | | 2012-12-10 | 2018-05-01 |
| 422 44 FNMA POOL 0AE0981 | | 2013-03-06 | 2018-05-01 |
| 536 31 FNMA POOL 0AE3066 | | 2011-08-09 | 2018-05-01 |
| 87 35 FNMA POOL AE7731 4 5% 11/01/40 | | 2012-12-07 | 2018-05-01 |
| 9000 AT&T INC 5 06% 5/15/18 | | 2016-04-06 | 2018-05-04 |
| 7000 AT&T INC 4 5% 5/15/35 | | 2015-04-30 | 2018-05-04 |
| 6000 AIR LEASE CORP 2 125% 15 JAN 2020 | | 2018-03-12 | 2018-05-04 |
| 8000 AMERICAN EXPRESS CREDI 2 6% 9/14/20 | | 2016-05-05 | 2018-05-04 |

Form 990PF Part IV - Capital Gains and Losses for Tax on Investment Income - Columns e - h

| (e) Gross sales price | (f) Depreciation allowed (or allowable) | (g) Cost or other basis plus expense of sale | (h) Gain or (loss) (e) plus (f) minus (g) |
|-----------------------|--|---|--|
| 60 | | 62 | -2 |
| 288 | | 303 | -15 |
| 23 | | 25 | -2 |
| 422 | | 446 | -24 |
| 536 | | 547 | -11 |
| 87 | | 93 | -6 |
| 9,005 | | 9,008 | -3 |
| 6,597 | | 6,846 | -249 |
| 5,887 | | 5,906 | -19 |
| 7,922 | | 8,100 | -178 |

Form 990PF Part IV - Capital Gains and Losses for Tax on Investment Income - Columns i - l

| Complete only for assets showing gain in column (h) and owned by the foundation on 12/31/69 | | | (l) Gains (Col (h) gain minus col (k), but not less than -0-) or Losses (from col (h)) |
|---|--------------------------------------|---|--|
| (i) F M V as of 12/31/69 | (j) Adjusted basis as of 12/31/69 | (k) Excess of col (i) over col (j), if any | |
| | | | -2 |
| | | | -15 |
| | | | -2 |
| | | | -24 |
| | | | -11 |
| | | | -6 |
| | | | -3 |
| | | | -249 |
| | | | -19 |
| | | | -178 |

| Form 990PF Part IV - Capital Gains and Losses for Tax on Investment Income - Columns a - d | | | |
|--|---|---|-------------------------------------|
| List and describe the kind(s) of property sold (e g , real estate, (a) 2-story brick warehouse, or common stock, 200 shs MLC Co) | (b) How acquired P—Purchase D—Donation | (c) Date acquired (mo , day, yr) | (d) Date sold (mo , day, yr) |
| 10000 AMERICAN HONDA FINANCE 2 65% 12 FEB 2021 | | 2018-02-13 | 2018-05-04 |
| 6000 AMGEN INC 2 25% 8/19/23 | | 2016-08-11 | 2018-05-04 |
| 8000 APPLE INC 2 3% 11 MAY 2022 | | 2017-05-05 | 2018-05-04 |
| 8000 APPLE INC 2 1% 12 SEP 2022 | | 2017-09-15 | 2018-05-04 |
| 10000 ASTRAZENECA PLC 1 75% 11/16/18 | | 2016-04-06 | 2018-05-04 |
| 9000 BANK OF MONTREAL 1 5% 7/18/19 | | 2016-07-14 | 2018-05-04 |
| 15000 BIOGEN INC 2 9% 9/15/20 | | 2017-08-23 | 2018-05-04 |
| 6000 CSX CORP 3 8% 01 MAR 2028 | | 2018-02-16 | 2018-05-04 |
| 7000 CVS HEALTH CORP 3 125% 09 MAR 2020 | | 2018-03-07 | 2018-05-04 |
| 9000 CAPITAL ONE FINANCIAL CO 2 5% 12 MAY | | 2017-05-10 | 2018-05-04 |

Form 990PF Part IV - Capital Gains and Losses for Tax on Investment Income - Columns e - h

| (e) Gross sales price | (f) Depreciation allowed (or allowable) | (g) Cost or other basis plus expense of sale | (h) Gain or (loss) (e) plus (f) minus (g) |
|-----------------------|--|---|--|
| 9,899 | | 9,987 | -88 |
| 5,605 | | 5,998 | -393 |
| 7,754 | | 7,987 | -233 |
| 7,667 | | 7,938 | -271 |
| 9,962 | | 10,019 | -57 |
| 8,864 | | 9,002 | -138 |
| 14,904 | | 15,267 | -363 |
| 5,875 | | 6,016 | -141 |
| 6,997 | | 7,016 | -19 |
| 8,865 | | 9,012 | -147 |

Form 990PF Part IV - Capital Gains and Losses for Tax on Investment Income - Columns i - l

| Complete only for assets showing gain in column (h) and owned by the foundation on 12/31/69 | | | (l) Gains (Col (h) gain minus col (k), but not less than -0-) or Losses (from col (h)) |
|---|--------------------------------------|---|--|
| (i) F M V as of 12/31/69 | (j) Adjusted basis as of 12/31/69 | (k) Excess of col (i) over col (j), if any | |
| | | | -88 |
| | | | -393 |
| | | | -233 |
| | | | -271 |
| | | | -57 |
| | | | -138 |
| | | | -363 |
| | | | -141 |
| | | | -19 |
| | | | -147 |

| Form 990PF Part IV - Capital Gains and Losses for Tax on Investment Income - Columns a - d | | | |
|--|---|---|-------------------------------------|
| List and describe the kind(s) of property sold (e g , real estate, (a) 2-story brick warehouse, or common stock, 200 shs MLC Co) | (b) How acquired P—Purchase D—Donation | (c) Date acquired (mo , day, yr) | (d) Date sold (mo , day, yr) |
| 9000 CISCO SYSTEMS INC 1 6% 2/28/19 | | 2016-03-08 | 2018-05-04 |
| 6000 CISCO SYSTEMS INC 2 5% 20 SEP 2026 | | 2016-09-14 | 2018-05-04 |
| 12000 CITIGROUP INC 2 65% 10/26/20 | | 2016-04-06 | 2018-05-04 |
| 16000 COMCAST CORP | | 2016-05-06 | 2018-05-04 |
| 8000 JOHN DEERE CAPITAL COR 2 3% 9/16/19 | | 2016-04-08 | 2018-05-04 |
| 6000 DUKE ENERGY CORP 2 4% 15 AUG 2022 | | 2018-01-18 | 2018-05-04 |
| 11000 FEDERAL HOME LN MTG CORP | | 2017-07-24 | 2018-05-04 |
| 8000 FIFTH THIRD BANK 2 25% 6/14/21 | | 2016-06-10 | 2018-05-04 |
| 8000 FORD MOTOR CREDIT CO LLC 3 157% 04 AUG 2020 | | 2017-11-28 | 2018-05-04 |
| 6000 GENERAL ELEC CAP CORP | | 2016-05-05 | 2018-05-04 |

Form 990PF Part IV - Capital Gains and Losses for Tax on Investment Income - Columns e - h

| (e) Gross sales price | (f) Depreciation allowed (or allowable) | (g) Cost or other basis plus expense of sale | (h) Gain or (loss) (e) plus (f) minus (g) |
|-----------------------|--|---|--|
| 8,933 | | 9,017 | -84 |
| 5,526 | | 6,021 | -495 |
| 11,836 | | 12,063 | -227 |
| 16,508 | | 17,367 | -859 |
| 7,960 | | 8,089 | -129 |
| 5,739 | | 5,866 | -127 |
| 14,614 | | 15,533 | -919 |
| 7,770 | | 8,016 | -246 |
| 7,957 | | 8,117 | -160 |
| 6,284 | | 6,562 | -278 |

Form 990PF Part IV - Capital Gains and Losses for Tax on Investment Income - Columns i - l

| Complete only for assets showing gain in column (h) and owned by the foundation on 12/31/69 | | | (l) Gains (Col (h) gain minus col (k), but not less than -0-) or Losses (from col (h)) |
|---|--------------------------------------|---|--|
| (i) F M V as of 12/31/69 | (j) Adjusted basis as of 12/31/69 | (k) Excess of col (i) over col (j), if any | |
| | | | -84 |
| | | | -495 |
| | | | -227 |
| | | | -859 |
| | | | -129 |
| | | | -127 |
| | | | -919 |
| | | | -246 |
| | | | -160 |
| | | | -278 |

Form 990PF Part IV - Capital Gains and Losses for Tax on Investment Income - Columns a - d

| List and describe the kind(s) of property sold (e g , real estate, (a) 2-story brick warehouse, or common stock, 200 shs MLC Co) | (b) How acquired P—Purchase D—Donation | (c) Date acquired (mo , day, yr) | (d) Date sold (mo , day, yr) |
|--|---|---|-------------------------------------|
| 5000 GILEAD SCIENCES INC 3 65% 3/01/26 | | 2016-04-06 | 2018-05-04 |
| 7000 GOLDMAN SACHS GROUP IN 7 5% 2/15/19 | | 2016-04-06 | 2018-05-04 |
| 7000 GOLDMAN SACHS GROUP INC 2 905% 24 JUL | | 2018-01-12 | 2018-05-04 |
| 7000 INTEL CORP | | 2016-04-07 | 2018-05-04 |
| 5000 I B M CORP 3 45% 2/19/26 | | 2016-03-04 | 2018-05-04 |
| 9000 JPMORGAN CHASE & CO 3 782% 01 FEB 2028 | | 2017-07-26 | 2018-05-04 |
| 6000 KROGER CO 2 65% 15 OCT 2026 | | 2016-09-27 | 2018-05-04 |
| 7000 LLOYDS BANKING GROUP PLC 4 375% 22 MAR 2 | | 2018-03-16 | 2018-05-04 |
| 8000 MORGAN STANLEY 2 75% 19 MAY 2022 | | 2017-09-11 | 2018-05-04 |
| 6000 MORGAN STANLEY 3 7% 23 OCT 2024 | | 2016-04-06 | 2018-05-04 |

Form 990PF Part IV - Capital Gains and Losses for Tax on Investment Income - Columns e - h

| (e) Gross sales price | (f) Depreciation allowed (or allowable) | (g) Cost or other basis plus expense of sale | (h) Gain or (loss) (e) plus (f) minus (g) |
|-----------------------|--|---|--|
| 4,939 | | 5,234 | -295 |
| 7,253 | | 7,287 | -34 |
| 6,749 | | 6,915 | -166 |
| 7,075 | | 7,354 | -279 |
| 4,915 | | 5,048 | -133 |
| 8,722 | | 9,220 | -498 |
| 5,308 | | 5,990 | -682 |
| 6,889 | | 7,025 | -136 |
| 7,759 | | 8,062 | -303 |
| 5,926 | | 6,171 | -245 |

Form 990PF Part IV - Capital Gains and Losses for Tax on Investment Income - Columns i - l

| Complete only for assets showing gain in column (h) and owned by the foundation on 12/31/69 | | | (l) Gains (Col (h) gain minus col (k), but not less than -0-) or Losses (from col (h)) |
|---|--------------------------------------|---|--|
| (i) F M V as of 12/31/69 | (j) Adjusted basis as of 12/31/69 | (k) Excess of col (i) over col (j), if any | |
| | | | -295 |
| | | | -34 |
| | | | -166 |
| | | | -279 |
| | | | -133 |
| | | | -498 |
| | | | -682 |
| | | | -136 |
| | | | -303 |
| | | | -245 |

| Form 990PF Part IV - Capital Gains and Losses for Tax on Investment Income - Columns a - d | | | |
|--|---|---|-------------------------------------|
| List and describe the kind(s) of property sold (e g , real estate, (a) 2-story brick warehouse, or common stock, 200 shs MLC Co) | (b) How acquired P—Purchase D—Donation | (c) Date acquired (mo , day, yr) | (d) Date sold (mo , day, yr) |
| 7000 ORACLE CORP 2 625% 15 FEB 2023 | | 2018-01-10 | 2018-05-04 |
| 8000 PRUDENTIAL FINANCIAL INC 4 5% 15 NOV 2020 | | 2016-04-07 | 2018-05-04 |
| 7000 ROYAL BANK OF CANADA 2 5% 19 JAN 2021 | | 2018-01-10 | 2018-05-04 |
| 9000 SHELL INTERNATIONAL 1 375% 10 MAY 2019 | | 2016-05-06 | 2018-05-04 |
| 7000 SUNTRUST BANKS INC 2 7% 27 JAN 2022 | | 2016-12-12 | 2018-05-04 |
| 9000 TORONTO-DOMINION BANK 2 625% 10 SEP 2018 | | 2016-04-06 | 2018-05-04 |
| 7000 TOYOTA MOTOR CREDIT CORP 3 4% 15 SEP 2021 | | 2016-04-06 | 2018-05-04 |
| 53000 US TREASURY N/B 2 875% 15 MAY 2043 | | 2016-11-16 | 2018-05-04 |
| 5000 VALERO ENERGY CORP 3 4% 15 SEP 2026 | | 2016-10-13 | 2018-05-04 |
| 4000 VERIZON COMMUNICATIONS 6% 01 APR 2041 | | 2016-04-06 | 2018-05-04 |

Form 990PF Part IV - Capital Gains and Losses for Tax on Investment Income - Columns e - h

| (e) Gross sales price | (f) Depreciation allowed (or allowable) | (g) Cost or other basis plus expense of sale | (h) Gain or (loss) (e) plus (f) minus (g) |
|-----------------------|--|---|--|
| 6,807 | | 6,983 | -176 |
| 8,247 | | 8,456 | -209 |
| 6,881 | | 7,000 | -119 |
| 8,902 | | 8,980 | -78 |
| 6,811 | | 7,001 | -190 |
| 9,006 | | 9,031 | -25 |
| 7,049 | | 7,352 | -303 |
| 50,764 | | 53,176 | -2,412 |
| 4,755 | | 4,946 | -191 |
| 4,471 | | 4,867 | -396 |

Form 990PF Part IV - Capital Gains and Losses for Tax on Investment Income - Columns i - l

| Complete only for assets showing gain in column (h) and owned by the foundation on 12/31/69 | | | (l) Gains (Col (h) gain minus col (k), but not less than -0-) or Losses (from col (h)) |
|---|-----------------------------------|--|--|
| (i) F M V as of 12/31/69 | (j) Adjusted basis as of 12/31/69 | (k) Excess of col (i) over col (j), if any | |
| | | | -176 |
| | | | -209 |
| | | | -119 |
| | | | -78 |
| | | | -190 |
| | | | -25 |
| | | | -303 |
| | | | -2,412 |
| | | | -191 |
| | | | -396 |

Form 990PF Part IV - Capital Gains and Losses for Tax on Investment Income - Columns a - d

| List and describe the kind(s) of property sold (e g , real estate, (a) 2-story brick warehouse, or common stock, 200 shs MLC Co) | (b) How acquired P—Purchase D—Donation | (c) Date acquired (mo , day, yr) | (d) Date sold (mo , day, yr) |
|--|---|---|-------------------------------------|
| 8000 WALGREENS BOOTS ALLIANCE 3 8% 18 NOV 2024 | | 2016-04-06 | 2018-05-04 |
| 8000 WELLS FARGO BANK NA 2 6% 1/15/21 | | 2018-01-17 | 2018-05-04 |
| 73000 AT&T INC 5 06% 5/15/18 | | | 2018-05-15 |
| 73000 AT&T INC 5 06% 5/15/18 | | | 2018-05-15 |
| 59000 AT&T INC 5 06% 5/15/18 | | 2016-03-04 | 2018-05-15 |
| 5000 AT&T INC 5 06% 5/15/18 | | 2017-07-07 | 2018-05-15 |
| 5000 TORONTO-DOMINION BANK 2 625% 10 SEP 2018 | | 2017-07-07 | 2018-05-18 |
| 60000 TORONTO-DOMINION BANK 2 625% 10 SEP 2018 | | 2016-03-04 | 2018-05-18 |
| 84 84 FHLMC GOLD G01837 5 0% 7/01/35 | | 2014-07-08 | 2018-06-01 |
| 17 25 FHLMC GOLD G01853 4 5% 8/01/35 | | 2012-12-07 | 2018-06-01 |

Form 990PF Part IV - Capital Gains and Losses for Tax on Investment Income - Columns e - h

| (e) Gross sales price | (f) Depreciation allowed (or allowable) | (g) Cost or other basis plus expense of sale | (h) Gain or (loss) (e) plus (f) minus (g) |
|-----------------------|--|---|--|
| 7,868 | | 8,081 | -213 |
| 7,866 | | 8,000 | -134 |
| 73,000 | | | 73,000 |
| | | | |
| 59,000 | | 58,993 | 7 |
| 5,000 | | 5,001 | -1 |
| 5,004 | | 5,014 | -10 |
| 60,048 | | 60,143 | -95 |
| 85 | | 92 | -7 |
| 17 | | 18 | -1 |

Form 990PF Part IV - Capital Gains and Losses for Tax on Investment Income - Columns i - l

| Complete only for assets showing gain in column (h) and owned by the foundation on 12/31/69 | | | (l) Gains (Col (h) gain minus col (k), but not less than -0-) or Losses (from col (h)) |
|---|--------------------------------------|---|--|
| (i) F M V as of 12/31/69 | (j) Adjusted basis as of 12/31/69 | (k) Excess of col (i) over col (j), if any | |
| | | | -213 |
| | | | -134 |
| | | | 73,000 |
| | | | |
| | | | 7 |
| | | | -1 |
| | | | -10 |
| | | | -95 |
| | | | -7 |
| | | | -1 |

| Form 990PF Part IV - Capital Gains and Losses for Tax on Investment Income - Columns a - d | | | |
|--|---|---|-------------------------------------|
| List and describe the kind(s) of property sold (e g , real estate, (a) 2-story brick warehouse, or common stock, 200 shs MLC Co) | (b) How acquired P—Purchase D—Donation | (c) Date acquired (mo , day, yr) | (d) Date sold (mo , day, yr) |
| 201 99 FG G05937 4 5% 01 AUG 2040 | | 2012-03-06 | 2018-06-01 |
| 148 31 FG G05408 5% 01 DEC 2036 | | 2012-07-09 | 2018-06-01 |
| 24 46 FG G05676 4% 01 NOV 2039 | | 2012-12-07 | 2018-06-01 |
| 37 6 FG G07810 4 5% 01 MAY 2042 | | 2015-07-07 | 2018-06-01 |
| 551 45 FG G15100 2 5% 01 JUL 2028 | | 2016-10-11 | 2018-06-01 |
| 496 78 FG G14496 3% 01 JUN 2027 | | 2016-10-11 | 2018-06-01 |
| 95 47 FED'L HOME LOAN MTGE CORP GRP G08051 | | 2015-04-07 | 2018-06-01 |
| 71 36 FHLMC POOL G0-8331 | | 2014-07-08 | 2018-06-01 |
| 658 21 FHLMC GOLD G08667 3 5% 9/01/45 | | 2016-10-07 | 2018-06-01 |
| 1089 92 FHLMC GOLD G08681 3 5% 12/01/45 | | 2016-01-12 | 2018-06-01 |

Form 990PF Part IV - Capital Gains and Losses for Tax on Investment Income - Columns e - h

| (e) Gross sales price | Depreciation allowed (f) (or allowable) | Cost or other basis (g) plus expense of sale | Gain or (loss) (h) (e) plus (f) minus (g) |
|-----------------------|--|---|--|
| 202 | | 212 | -10 |
| 148 | | 158 | -10 |
| 24 | | 26 | -2 |
| 38 | | 41 | -3 |
| 551 | | 568 | -17 |
| 497 | | 517 | -20 |
| 95 | | 105 | -10 |
| 71 | | 76 | -5 |
| 658 | | 691 | -33 |
| 1,090 | | 1,128 | -38 |

Form 990PF Part IV - Capital Gains and Losses for Tax on Investment Income - Columns i - l

| Complete only for assets showing gain in column (h) and owned by the foundation on 12/31/69 | | | (l) Gains (Col (h) gain minus col (k), but not less than -0-) or Losses (from col (h)) |
|---|--------------------------------------|---|--|
| (i) F M V as of 12/31/69 | Adjusted basis (j) as of 12/31/69 | Excess of col (i) (k) over col (j), if any | |
| | | | -10 |
| | | | -10 |
| | | | -2 |
| | | | -3 |
| | | | -17 |
| | | | -20 |
| | | | -10 |
| | | | -5 |
| | | | -33 |
| | | | -38 |

Form 990PF Part IV - Capital Gains and Losses for Tax on Investment Income - Columns a - d

| List and describe the kind(s) of property sold (e g , real estate, (a) 2-story brick warehouse, or common stock, 200 shs MLC Co) | (b) How acquired P—Purchase D—Donation | (c) Date acquired (mo , day, yr) | (d) Date sold (mo , day, yr) |
|--|---|---|-------------------------------------|
| 152 63 FHLMC POOL #G0-8687 | | 2017-07-10 | 2018-06-01 |
| 333 43 FHLMC POOL #G0-8694 | | 2016-10-20 | 2018-06-01 |
| 1037 03 FHLMC GOLD G18536 2 5% 1/01/30 | | 2015-02-06 | 2018-06-01 |
| 126 92 FG G18553 2 5% 01 MAY 2030 | | 2015-07-07 | 2018-06-01 |
| 125 77 FG G18557 3% 01 JUN 2030 | | 2017-07-11 | 2018-06-01 |
| 599 84 FG G18557 3% 01 JUN 2030 | | 2015-09-08 | 2018-06-01 |
| 120 11 FG G18622 2 5% 01 DEC 2031 | | 2017-07-11 | 2018-06-01 |
| 1088 05 FHLMC GOLD J17508 3 0% 12/01/26 | | 2016-07-08 | 2018-06-01 |
| 28 12 FHLMC POOL C0-3531 | | 2015-07-07 | 2018-06-01 |
| 24 66 FG A87580 5% 01 JUL 2039 | | 2012-12-07 | 2018-06-01 |

Form 990PF Part IV - Capital Gains and Losses for Tax on Investment Income - Columns e - h

| (e) Gross sales price | (f) Depreciation allowed (or allowable) | (g) Cost or other basis plus expense of sale | (h) Gain or (loss) (e) plus (f) minus (g) |
|-----------------------|--|---|--|
| 153 | | 157 | -4 |
| 333 | | 356 | -23 |
| 1,037 | | 1,062 | -25 |
| 127 | | 129 | -2 |
| 126 | | 129 | -3 |
| 600 | | 618 | -18 |
| 120 | | 121 | -1 |
| 1,088 | | 1,135 | -47 |
| 28 | | 30 | -2 |
| 25 | | 26 | -1 |

Form 990PF Part IV - Capital Gains and Losses for Tax on Investment Income - Columns i - l

| Complete only for assets showing gain in column (h) and owned by the foundation on 12/31/69 | | | (l) Gains (Col (h) gain minus col (k), but not less than -0-) or Losses (from col (h)) |
|---|--------------------------------------|---|--|
| (i) F M V as of 12/31/69 | (j) Adjusted basis as of 12/31/69 | (k) Excess of col (i) over col (j), if any | |
| | | | -4 |
| | | | -23 |
| | | | -25 |
| | | | -2 |
| | | | -3 |
| | | | -18 |
| | | | -1 |
| | | | -47 |
| | | | -2 |
| | | | -1 |

Form 990PF Part IV - Capital Gains and Losses for Tax on Investment Income - Columns a - d

| List and describe the kind(s) of property sold (e g , real estate, (a) 2-story brick warehouse, or common stock, 200 shs MLC Co) | (b) How acquired P—Purchase D—Donation | (c) Date acquired (mo , day, yr) | (d) Date sold (mo , day, yr) |
|--|---|---|-------------------------------------|
| 127 7 FG A92179 5% 01 MAY 2040 | | 2015-07-07 | 2018-06-01 |
| 218 56 FG A95147 4% 01 NOV 2040 | | 2012-06-11 | 2018-06-01 |
| 91 1 FG A97420 4% 01 MAR 2041 | | 2017-07-10 | 2018-06-01 |
| 94 51 FG A12809 4 5% 01 AUG 2033 | | 2016-10-07 | 2018-06-01 |
| 74 69 FG Q00866 4 5% 01 MAY 2041 | | 2017-07-11 | 2018-06-01 |
| 90 32 FHLMC GOLD Q00285 4 5% 4/01/41 | | 2015-04-07 | 2018-06-01 |
| 620 43 FHLMC POOL #G6-0080 | | 2015-08-07 | 2018-06-01 |
| 75 51 FEDERAL NAT'L MTGE ASSN POOL 254868 | | 2016-10-07 | 2018-06-01 |
| 328 53 FNMA POOL 0357688 5 0% 1/01/35 | | 2014-06-06 | 2018-06-01 |
| 70 95 FNMA POOL 0AH3431 | | 2012-12-12 | 2018-06-01 |

Form 990PF Part IV - Capital Gains and Losses for Tax on Investment Income - Columns e - h

| (e) Gross sales price | (f) Depreciation allowed (or allowable) | (g) Cost or other basis plus expense of sale | (h) Gain or (loss) (e) plus (f) minus (g) |
|-----------------------|--|---|--|
| 128 | | 139 | -11 |
| 219 | | 231 | -12 |
| 91 | | 96 | -5 |
| 95 | | 103 | -8 |
| 75 | | 80 | -5 |
| 90 | | 98 | -8 |
| 620 | | 643 | -23 |
| 76 | | 83 | -7 |
| 329 | | 357 | -28 |
| 71 | | 73 | -2 |

Form 990PF Part IV - Capital Gains and Losses for Tax on Investment Income - Columns i - l

| Complete only for assets showing gain in column (h) and owned by the foundation on 12/31/69 | | | (l) Gains (Col (h) gain minus col (k), but not less than -0-) or Losses (from col (h)) |
|---|--------------------------------------|---|--|
| (i) F M V as of 12/31/69 | (j) Adjusted basis as of 12/31/69 | (k) Excess of col (i) over col (j), if any | |
| | | | -11 |
| | | | -12 |
| | | | -5 |
| | | | -8 |
| | | | -5 |
| | | | -8 |
| | | | -23 |
| | | | -7 |
| | | | -28 |
| | | | -2 |

Form 990PF Part IV - Capital Gains and Losses for Tax on Investment Income - Columns a - d

| List and describe the kind(s) of property sold (e g , real estate, (a) 2-story brick warehouse, or common stock, 200 shs MLC Co) | (b) How acquired P—Purchase D—Donation | (c) Date acquired (mo , day, yr) | (d) Date sold (mo , day, yr) |
|--|---|---|-------------------------------------|
| 409 15 FNMA POOL 0AH5575 | | 2013-07-11 | 2018-06-01 |
| 172 39 FN AH5800 3 5% 01 FEB 2026 | | 2016-05-06 | 2018-06-01 |
| 486 57 FNMA POOL AH6827 4 0% 3/01/26 | | 2011-08-09 | 2018-06-01 |
| 907 64 FN AJ7715 3% 01 DEC 2026 | | 2016-11-07 | 2018-06-01 |
| 39 21 FNMA POOL AJ9355 3 0% 1/01/27 | | 2012-12-07 | 2018-06-01 |
| 438 3 FNMA POOL AL0393 4 5% 6/01/41 | | 2011-11-04 | 2018-06-01 |
| 217 31 FN AL5537 4 5% 01 APR 2044 | | 2016-03-07 | 2018-06-01 |
| 71 34 FNMA POOL # AL5931 3 5% 9/01/28 | | 2016-03-07 | 2018-06-01 |
| 155 71 FN AL7767 4 5% 01 JUN 2044 | | 2017-07-10 | 2018-06-01 |
| 85 9 FN AL8153 3% 01 MAR 2031 | | 2017-07-11 | 2018-06-01 |

Form 990PF Part IV - Capital Gains and Losses for Tax on Investment Income - Columns e - h

| (e) Gross sales price | Depreciation allowed (f) (or allowable) | Cost or other basis (g) plus expense of sale | Gain or (loss) (h) (e) plus (f) minus (g) |
|-----------------------|--|---|--|
| 409 | | 421 | -12 |
| 172 | | 181 | -9 |
| 487 | | 500 | -13 |
| 908 | | 945 | -37 |
| 39 | | 41 | -2 |
| 438 | | 460 | -22 |
| 217 | | 235 | -18 |
| 71 | | 75 | -4 |
| 156 | | 167 | -11 |
| 86 | | 88 | -2 |

Form 990PF Part IV - Capital Gains and Losses for Tax on Investment Income - Columns i - l

| Complete only for assets showing gain in column (h) and owned by the foundation on 12/31/69 | | | (l) Gains (Col (h) gain minus col (k), but not less than -0-) or Losses (from col (h)) |
|---|--------------------------------------|---|--|
| (i) F M V as of 12/31/69 | Adjusted basis (j) as of 12/31/69 | Excess of col (i) (k) over col (j), if any | |
| | | | -12 |
| | | | -9 |
| | | | -13 |
| | | | -37 |
| | | | -2 |
| | | | -22 |
| | | | -18 |
| | | | -4 |
| | | | -11 |
| | | | -2 |

| Form 990PF Part IV - Capital Gains and Losses for Tax on Investment Income - Columns a - d | | | |
|--|---|---|-------------------------------------|
| List and describe the kind(s) of property sold (e g , real estate, (a) 2-story brick warehouse, or common stock, 200 shs MLC Co) | (b) How acquired P—Purchase D—Donation | (c) Date acquired (mo , day, yr) | (d) Date sold (mo , day, yr) |
| 305 8 FNMA POOL AQ0546 3 5% 11/01/42 | | 2013-07-08 | 2018-06-01 |
| 105 4 FNMA POOL # AS4991 3 5% 5/01/45 | | 2017-02-07 | 2018-06-01 |
| 852 25 FNMA POOL # AS6191 3 5% 11/01/45 | | 2016-03-07 | 2018-06-01 |
| 323 48 FN AS6520 3 5% 01 JAN 2046 | | 2016-10-07 | 2018-06-01 |
| 78 84 FN AS6515 4% 01 JAN 2046 | | 2017-07-10 | 2018-06-01 |
| 177 39 FN AS6515 4% 01 JAN 2046 | | 2016-10-11 | 2018-06-01 |
| 571 91 FNMA POOL # AT2062 2 5% 4/01/28 | | 2014-03-07 | 2018-06-01 |
| 655 51 FNMA POOL AT2720 3% 5/1/43 | | 2015-02-06 | 2018-06-01 |
| 133 85 FN AT7857 2 5% 01 JUN 2028 | | 2016-10-11 | 2018-06-01 |
| 497 71 FNMA POOL 0AU3735 | | 2014-11-07 | 2018-06-01 |

Form 990PF Part IV - Capital Gains and Losses for Tax on Investment Income - Columns e - h

| (e) Gross sales price | Depreciation allowed (f) (or allowable) | Cost or other basis (g) plus expense of sale | Gain or (loss) (h) (e) plus (f) minus (g) |
|-----------------------|--|---|--|
| 306 | | 305 | 1 |
| 105 | | 108 | -3 |
| 852 | | 889 | -37 |
| 323 | | 340 | -17 |
| 79 | | 83 | -4 |
| 177 | | 189 | -12 |
| 572 | | 573 | -1 |
| 656 | | 673 | -17 |
| 134 | | 138 | -4 |
| 498 | | 497 | 1 |

Form 990PF Part IV - Capital Gains and Losses for Tax on Investment Income - Columns i - l

| Complete only for assets showing gain in column (h) and owned by the foundation on 12/31/69 | | | (I) Gains (Col (h) gain minus col (k), but not less than -0-) or Losses (from col (h)) |
|---|--------------------------------------|---|--|
| (i) F M V as of 12/31/69 | Adjusted basis (j) as of 12/31/69 | Excess of col (i) (k) over col (j), if any | |
| | | | 1 |
| | | | -3 |
| | | | -37 |
| | | | -17 |
| | | | -4 |
| | | | -12 |
| | | | -1 |
| | | | -17 |
| | | | -4 |
| | | | 1 |

| Form 990PF Part IV - Capital Gains and Losses for Tax on Investment Income - Columns a - d | | | |
|--|---|---|-------------------------------------|
| List and describe the kind(s) of property sold (e g , real estate, (a) 2-story brick warehouse, or common stock, 200 shs MLC Co) | (b) How acquired P—Purchase D—Donation | (c) Date acquired (mo , day, yr) | (d) Date sold (mo , day, yr) |
| 189 59 FN AX5306 3 5% 01 JAN 2027 | | 2017-07-11 | 2018-06-01 |
| 356 24 FNMA POOL 735580 5 0% 6/01/35 | | 2011-08-09 | 2018-06-01 |
| 58 1 FEDERAL NAT'L MTGE ASSN POOL 735912 | | 2010-04-08 | 2018-06-01 |
| 383 81 FNMA POOL 0735989 | | 2011-04-07 | 2018-06-01 |
| 87 03 FEDERAL NAT'L MTGE ASSN POOL 745275 | | 2012-12-10 | 2018-06-01 |
| 179 05 FEDERAL NAT'L MTGE ASSN POOL 745148 | | 2016-03-07 | 2018-06-01 |
| 94 91 FNMA POOL 0745870 | | 2016-05-06 | 2018-06-01 |
| 737 03 FN BH9288 4% 01 FEB 2048 | | 2018-04-10 | 2018-06-01 |
| 59 74 FN BM1036 2 5% 01 FEB 2032 | | 2017-07-11 | 2018-06-01 |
| 145 07 FNMA POOL 0889183 | | 2011-04-08 | 2018-06-01 |

Form 990PF Part IV - Capital Gains and Losses for Tax on Investment Income - Columns e - h

| (e) Gross sales price | (f) Depreciation allowed (or allowable) | (g) Cost or other basis plus expense of sale | (h) Gain or (loss) (e) plus (f) minus (g) |
|-----------------------|--|---|--|
| 190 | | 197 | -7 |
| 356 | | 376 | -20 |
| 58 | | 60 | -2 |
| 384 | | 404 | -20 |
| 87 | | 93 | -6 |
| 179 | | 197 | -18 |
| 95 | | 105 | -10 |
| 737 | | 763 | -26 |
| 60 | | 60 | |
| 145 | | 149 | -4 |

Form 990PF Part IV - Capital Gains and Losses for Tax on Investment Income - Columns i - l

| Complete only for assets showing gain in column (h) and owned by the foundation on 12/31/69 | | | (l) Gains (Col (h) gain minus col (k), but not less than -0-) or Losses (from col (h)) |
|---|--------------------------------------|---|--|
| (i) F M V as of 12/31/69 | (j) Adjusted basis as of 12/31/69 | (k) Excess of col (i) over col (j), if any | |
| | | | -7 |
| | | | -20 |
| | | | -2 |
| | | | -20 |
| | | | -6 |
| | | | -18 |
| | | | -10 |
| | | | -26 |
| | | | |
| | | | -4 |

Form 990PF Part IV - Capital Gains and Losses for Tax on Investment Income - Columns a - d

| List and describe the kind(s) of property sold (e g , real estate, (a) 2-story brick warehouse, or common stock, 200 shs MLC Co) | (b) How acquired P—Purchase D—Donation | (c) Date acquired (mo , day, yr) | (d) Date sold (mo , day, yr) |
|--|---|---|-------------------------------------|
| 303 03 FN 889279 5% 01 MAR 2023 | | 2008-05-08 | 2018-06-01 |
| 268 4 FN 890193 3 5% 01 AUG 2025 | | 2016-10-11 | 2018-06-01 |
| 188 94 FN 889323 5 5% 01 NOV 2022 | | 2008-05-08 | 2018-06-01 |
| 584 18 FN 960738 5 5% 01 JAN 2038 | | 2008-05-08 | 2018-06-01 |
| 134 63 FN 993733 5 5% 01 SEP 2023 | | 2010-04-08 | 2018-06-01 |
| 28 06 FNMA POOL 0995244 | | 2016-05-06 | 2018-06-01 |
| 214 81 FNMA POOL 995960 5 0% 12/01/23 | | 2011-04-07 | 2018-06-01 |
| 203 24 FN AA4392 4% 01 APR 2039 | | 2016-04-07 | 2018-06-01 |
| 175 81 FNMA POOL AA7236 4 0% 6/01/39 | | 2012-02-07 | 2018-06-01 |
| 241 7 FNMA POOL AA7681 4 5% 6/1/2039 | | 2016-10-07 | 2018-06-01 |

Form 990PF Part IV - Capital Gains and Losses for Tax on Investment Income - Columns e - h

| (e) Gross sales price | Depreciation allowed (f) (or allowable) | Cost or other basis (g) plus expense of sale | Gain or (loss) (h) (e) plus (f) minus (g) |
|-----------------------|--|---|--|
| 303 | | 304 | -1 |
| 268 | | 280 | -12 |
| 189 | | 190 | -1 |
| 584 | | 587 | -3 |
| 135 | | 138 | -3 |
| 28 | | 30 | -2 |
| 215 | | 221 | -6 |
| 203 | | 217 | -14 |
| 176 | | 184 | -8 |
| 242 | | 264 | -22 |

Form 990PF Part IV - Capital Gains and Losses for Tax on Investment Income - Columns i - l

| Complete only for assets showing gain in column (h) and owned by the foundation on 12/31/69 | | | (I) Gains (Col (h) gain minus col (k), but not less than -0-) or Losses (from col (h)) |
|---|--------------------------------------|---|--|
| (i) F M V as of 12/31/69 | Adjusted basis (j) as of 12/31/69 | Excess of col (i) (k) over col (j), if any | |
| | | | -1 |
| | | | -12 |
| | | | -1 |
| | | | -3 |
| | | | -3 |
| | | | -2 |
| | | | -6 |
| | | | -14 |
| | | | -8 |
| | | | -22 |

| Form 990PF Part IV - Capital Gains and Losses for Tax on Investment Income - Columns a - d | | | |
|--|---|---|-------------------------------------|
| List and describe the kind(s) of property sold (e g , real estate, (a) 2-story brick warehouse, or common stock, 200 shs MLC Co) | (b) How acquired P—Purchase D—Donation | (c) Date acquired (mo , day, yr) | (d) Date sold (mo , day, yr) |
| 182 71 FN AB4300 3 5% 01 JAN 2042 | | 2017-07-10 | 2018-06-01 |
| 171 35 FNMA POOL 0AB5716 | | 2016-10-11 | 2018-06-01 |
| 159 14 FN AB7931 3% 01 FEB 2043 | | 2017-07-10 | 2018-06-01 |
| 264 13 FN AB9858 3% 01 JUL 2043 | | 2016-10-07 | 2018-06-01 |
| 222 15 FN MA0258 4 5% 01 DEC 2039 | | 2017-02-07 | 2018-06-01 |
| 457 01 FN MA1062 3% 01 MAY 2027 | | 2012-05-07 | 2018-06-01 |
| 143 14 FNMA POOL 0AD0471 | | 2010-08-09 | 2018-06-01 |
| 276 81 FN AD0963 5 5% 01 SEP 2038 | | 2010-08-09 | 2018-06-01 |
| 52 66 FNMA POOL AD7151 4 0% 7/01/25 | | 2012-12-07 | 2018-06-01 |
| 287 33 FNMA POOL 0AD6432 | | 2012-04-05 | 2018-06-01 |

Form 990PF Part IV - Capital Gains and Losses for Tax on Investment Income - Columns e - h

| (e) Gross sales price | (f) Depreciation allowed (or allowable) | (g) Cost or other basis plus expense of sale | (h) Gain or (loss) (e) plus (f) minus (g) |
|-----------------------|--|---|--|
| 183 | | 188 | -5 |
| 171 | | 178 | -7 |
| 159 | | 160 | -1 |
| 264 | | 274 | -10 |
| 222 | | 240 | -18 |
| 457 | | 470 | -13 |
| 143 | | 148 | -5 |
| 277 | | 293 | -16 |
| 53 | | 55 | -2 |
| 287 | | 302 | -15 |

Form 990PF Part IV - Capital Gains and Losses for Tax on Investment Income - Columns i - l

| Complete only for assets showing gain in column (h) and owned by the foundation on 12/31/69 | | | (l) Gains (Col (h) gain minus col (k), but not less than -0-) or Losses (from col (h)) |
|---|--------------------------------------|---|--|
| (i) F M V as of 12/31/69 | (j) Adjusted basis as of 12/31/69 | (k) Excess of col (i) over col (j), if any | |
| | | | -5 |
| | | | -7 |
| | | | -1 |
| | | | -10 |
| | | | -18 |
| | | | -13 |
| | | | -5 |
| | | | -16 |
| | | | -2 |
| | | | -15 |

| Form 990PF Part IV - Capital Gains and Losses for Tax on Investment Income - Columns a - d | | | |
|--|---|---|-------------------------------------|
| List and describe the kind(s) of property sold (e g , real estate, (a) 2-story brick warehouse, or common stock, 200 shs MLC Co) | (b) How acquired P—Purchase D—Donation | (c) Date acquired (mo , day, yr) | (d) Date sold (mo , day, yr) |
| 26 6 FNMA POOL 0AE0949 | | 2012-12-10 | 2018-06-01 |
| 385 14 FNMA POOL 0AE0981 | | 2013-03-06 | 2018-06-01 |
| 535 17 FNMA POOL 0AE3066 | | 2011-08-09 | 2018-06-01 |
| 78 24 FNMA POOL AE7731 4 5% 11/01/40 | | 2012-12-07 | 2018-06-01 |
| 3 TIME WARNER INC | | 2018-04-09 | 2018-06-15 |
| 630 TIME WARNER INC | | 2016-02-29 | 2018-06-15 |
| 5000 CISCO SYSTEMS INC 1 6% 2/28/19 | | 2017-07-07 | 2018-06-21 |
| 61000 CISCO SYSTEMS INC 1 6% 2/28/19 | | 2016-02-29 | 2018-06-21 |
| 421 | | 2017-04-18 | 2018-06-29 |
| CAPITAL GAIN DIVIDENDS | P | | |

Form 990PF Part IV - Capital Gains and Losses for Tax on Investment Income - Columns e - h

| (e) Gross sales price | (f) Depreciation allowed (or allowable) | (g) Cost or other basis plus expense of sale | (h) Gain or (loss) (e) plus (f) minus (g) |
|-----------------------|--|---|--|
| 27 | | 28 | -1 |
| 385 | | 406 | -21 |
| 535 | | 545 | -10 |
| 78 | | 83 | -5 |
| 302 | | 288 | 14 |
| 63,321 | | 41,782 | 21,539 |
| 4,968 | | 5,001 | -33 |
| 60,614 | | 61,020 | -406 |
| 3 | | 3 | |
| | | | 17,141 |


Form 990PF Part IV - Capital Gains and Losses for Tax on Investment Income - Columns i - l

| Complete only for assets showing gain in column (h) and owned by the foundation on 12/31/69 | | | (I) Gains (Col (h) gain minus col (k), but not less than -0-) or Losses (from col (h)) |
|---|--------------------------------------|---|--|
| (i) F M V as of 12/31/69 | (j) Adjusted basis as of 12/31/69 | (k) Excess of col (i) over col (j), if any | |
| | | | -1 |
| | | | -21 |
| | | | -10 |
| | | | -5 |
| | | | 14 |
| | | | 21,539 |
| | | | -33 |
| | | | -406 |
| | | | |
| | | | |

| Form 990PF Part XV Line 3 - Grants and Contributions Paid During the Year or Approved for Future Payment | | | | |
|--|---|--------------------------------|----------------------------------|-----------|
| Recipient | If recipient is an individual, show any relationship to any foundation manager or substantial contributor | Foundation status of recipient | Purpose of grant or contribution | Amount |
| Name and address (home or business) | | | | |
| a <i>Paid during the year</i> | | | | |
| TEMPLE MEMORIAL REHABILITATION CENTER INC (EASTER SEALS EAST TX) ATTN EXECUTIVE DIRECTOR TEXARKANA, TX 75501 | NONE | PC | GENERAL OPERATING | 173,593 |
| HENDERSON STATE UNIVERSITY 324 N 12TH ARKADELPHIA, AR 719990001 | NONE | PC | GENERAL OPERATING | 351,279 |
| ARKANSAS CHILDREN'S HOSPITAL 1 CHILDRENS WAY SLOT 661 LITTLE ROCK, AR 72202 | NONE | PC | GENERAL OPERATING | 173,593 |
| Total ► 3a | | | | 2,095,870 |

| Form 990PF Part XV Line 3 - Grants and Contributions Paid During the Year or Approved for Future Payment | | | | |
|--|---|--------------------------------|----------------------------------|-----------|
| Recipient | If recipient is an individual, show any relationship to any foundation manager or substantial contributor | Foundation status of recipient | Purpose of grant or contribution | Amount |
| Name and address (home or business) | | | | |
| a <i>Paid during the year</i> | | | | |
| W P STURGIS FOUNDATION P O BOX 394 ARKADELPHIA, AR 71923 | NONE | PF | GENERAL OPERATING | 173,593 |
| TEXARKANA SPECIAL EDUCATION CENTER INC 6101 NORTH STATE LINE TEXARKANA, TX 75503 | NONE | PC | GENERAL OPERATING | 173,593 |
| LINCOLN HEALTH FOUNDATION 305 SOUTH VIENNA STREET / PO BOX 26 RUSTON, LA 712732635 | NONE | PF | GENERAL OPERATING | 177,686 |
| Total ▶ 3a | | | | 2,095,870 |

| Form 990PF Part XV Line 3 - Grants and Contributions Paid During the Year or Approved for Future Payment | | | | |
|--|---|--------------------------------|----------------------------------|-----------|
| Recipient | If recipient is an individual, show any relationship to any foundation manager or substantial contributor | Foundation status of recipient | Purpose of grant or contribution | Amount |
| Name and address (home or business) | | | | |
| a <i>Paid during the year</i> | | | | |
| LOUISIANA TECH UNIVERSITY FOUNDATION PO BOX 3183 RUSTON, LA 71272 | NONE | PC | GENERAL OPERATING | 173,593 |
| JK AND SUSIE WADLEY FOUNDATION C/O VICKI M HUCKABEE TEXARKANA, AR 71854 | NONE | PC | GENERAL OPERATING | 264,958 |
| CHRISTUS ST MICHAEL HEALTH SYSTEM FOUNDATION2600 ST MICHAEL DR TEXARKANA, TX 75503 | NONE | PC | GENERAL OPERATING | 86,796 |
| Total ► 3a | | | | 2,095,870 |

| Form 990PF Part XV Line 3 - Grants and Contributions Paid During the Year or Approved for Future Payment | | | | |
|--|---|--------------------------------|----------------------------------|-----------|
| Recipient | If recipient is an individual, show any relationship to any foundation manager or substantial contributor | Foundation status of recipient | Purpose of grant or contribution | Amount |
| Name and address (home or business) | | | | |
| a <i>Paid during the year</i> | | | | |
| UNIVERSITY OF ARKANSAS FOUNDATION INC - FBO UAMS LITTLE ROCK, AR 722057199 | NONE | PC | GENERAL OPERATING | 347,186 |
| Total  | | | | 2,095,870 |
| 3a | | | | |

Note: To capture the full content of this document, please select landscape mode (11" x 8.5") when printing.

TY 2017 Expenditure Responsibility Statement

Name: STURGIS CHARITABLE TRUST 6555000016

EIN: 20-6618761

| Grantee's Name | Grantee's Address | Grant Date | Grant Amount | Grant Purpose | Amount Expended By Grantee | Any Diversion By Grantee? | Dates of Reports By Grantee | Date of Verification | Results of Verification |
|---------------------------|---|------------|--------------|--|----------------------------|---------------------------|-----------------------------|----------------------|-------------------------|
| WP STURGIS FOUNDATION | PO BOX 394 ARKADELPHIA, AR 71923 | 2017-12-11 | 173,593 | FINANCIAL ASSISTANCE TO AR RESIDENTS FOR COLLEGE | | NONE | 10/31/2018 | 2018-10-31 | NO ISSUES FOUND |
| LINCOLN HEALTH FOUNDATION | 305 SOUTH VIENNA ST RUSHTON, LA 71273 | 2017-09-22 | 177,686 | CAPITAL ADDITIONS, IMPROVEMENT, MEDICAL EQUIPMENT OR TREATMENT OF INDIGENT | | NONE | 10/31/2018 | 2018-10-31 | NO ISSUES FOUND |

TY 2017 Investments Corporate Bonds Schedule

Name: STURGIS CHARITABLE TRUST 6555000016

EIN: 20-6618761

Investments Corporate Bonds Schedule

| Name of Bond | End of Year Book Value | End of Year Fair Market Value |
|--------------------------------|------------------------|-------------------------------|
| CORPORATE BONDS - SEE LIST | | |
| MUTUAL FUNDS FIXED INCOME-SEE | | |
| "AMERICAN EXPRESS CREDIT CORP | | |
| "AMGEN INC CALLABLE DTD08/19/ | | |
| "ANHEUSER-BUSCH INBEV FIN DTD | | |
| "APPLE INC CALLABLE DTD05/11/ | | |
| "APPLE INC DTD 05/03/2013 1%0 | | |
| "ASTRAZENECA PLC DTD 11/16/201 | | |
| "AT&T INC CALLABLE DTD 05/04/2 | | |
| "AT&T INC DTD 05/13/08 5.6%05 | | |
| "BANK OF AMERICA CORP DTD01/2 | | |
| "BANK OF MONTREAL SERIES: MTN | | |
| "CA INC DTD 11/13/09 5.375%12 | | |
| CALAMOS MARKET NEU INC FD-I | | |
| "CAPITAL ONE FINL CORP CALLABL | | |
| "CATERPILLAR INC DTD 12/05/08 | | |
| "CHEVRON CORP DTD 11/17/20151 | | |
| "CISCO SYSTEMS INC CALLABLE DT | | |
| "CISCO SYSTEMS INC DTD 02/29/2 | | |
| "CITIGROUP INC DTD 10/26/2015 | | |

Investments Corporate Bonds Schedule

| Name of Bond | End of Year Book Value | End of Year Fair Market Value |
|--------------------------------|-------------------------------|--------------------------------------|
| "COMCAST CORP DTD 06/18/09 5.7 | | |
| "DEUTSCHE BANK AG DTD 02/13/20 | | |
| DRIEHAUS ACTIVE INCOME FUND | | |
| "FIFTH THIRD BANK CALLABLE DTD | | |
| "FORD MOTOR CREDIT DTD 06/06/2 | | |
| "GENERAL ELECTRIC CAPITAL CORP | | |
| "GILEAD SCIENCES INC CALLABLE | | |
| "GOLDMAN SACHS GROUP INC DTD2 | | |
| "IBM CORP DTD 02/19/2016 3.45% | | |
| "INTEL CORP DTD 09/19/2011 3.3 | | |
| "J P MORGAN CHASE & CO DTD04/ | | |
| "JOHN DEERE CAPITAL CORP SERIE | | |
| "KROGER CO/THE CALLABLE DTD10 | | |
| "LOCKHEED MARTIN CORP CALLABLE | | |
| "MERRILL LYNCH & CO INC SERIES | | |
| "MOLSON COORS BREWING CO DTD | | |
| "MORGAN STANLEY DTD 10/23/2014 | | |
| "MORGAN STANLEY SERIES: MTN DT | | |
| "ORACLE CORPORATION DTD 04/09/ | | |
| "PRUDENTIAL FINANCIAL DTD11/1 | | |

Investments Corporate Bonds Schedule

| Name of Bond | End of Year Book Value | End of Year Fair Market Value |
|--------------------------------|-------------------------------|--------------------------------------|
| PRUDENTIAL HIGH YIELD FUND CL | | |
| "SHELL INTL FIN DTD 05/10/2016 | | |
| "SUNTRUST BKS INC CALLABLE DTD | | |
| TEMPLETON GLOBAL BOND FUND ADV | | |
| "TEVA PHARMACEUTICALS NE DTD0 | | |
| "TORONTO-DOMINION BANK SERIES | | |
| "TOYOTA MOTOR CREDIT CORP SERI | | |
| "VALERO ENERGY CORP CALLABLE | | |
| "VERIZON COMMUNICATIONS DTD03 | | |
| "WAL MART STORES INC DTD04/15 | | |
| "WALGREENS BOOTS ALLIANCECALL | | |
| "WELLS FARGO & COMPANY DTD11/ | | |
| "WILLIAM BLAIR MACRO ALLOCATIO | | |

TY 2017 Investments Corporate Stock Schedule

Name: STURGIS CHARITABLE TRUST 6555000016
EIN: 20-6618761

| Name of Stock | End of Year Book Value | End of Year Fair Market Value |
|--------------------------------|------------------------|-------------------------------|
| COMMON STOCK-SEE LIST | | |
| FOREIGN STOCK-SEE LIST | | |
| MUTUAL FUNDS BALANCED-SEE LIST | | |
| MUTUAL FUNDS EQUITY-SEE LIST | | |
| MUTUAL FUNDS INTL-SEE LIST | | |
| ACADIA HEALTHCARE CO INC | | |
| "ACCENTURE PLC SEDOL #B4BNMY3 | | |
| ADOBE SYSTEMS INC | | |
| AIR PRODS & CHEMS INC | | |
| AK STEEL HOLDING | | |
| "ALIBABA GROUP HOLDING LTDSPO | | |
| ALLETE INC | | |
| ALPHABET INC CA-CL A | | |
| ALPHABET INC CA-CL C | | |
| ALTRIA GROUP INC | | |
| AMAZON.COM INC | | |
| AMERICAN AXLE & MFG HLDGS INC | | |
| AMERICAN EQUITY INVT LIFE | | |
| AMERICAN EXPRESS CO | | |
| AMERICAN TOWER CORPORATION CL | | |
| AMERISOURCEBERGEN CORP | | |
| AMGEN INC | | |
| AMN HEALTHCARE SERVICES INC | | |
| AMPHENOL CORP CL A | | |
| ANHEUSER BUSCH INBEV SPONSOR A | | |
| ANI PHARMACEUTICALS INC | | |
| ANSYS INC | | |
| ANTHEM INC | | |
| AON PLC | | |
| APOGEE ENTERPRISES INC | | |

| Name of Stock | End of Year Book Value | End of Year Fair Market Value |
|--------------------------------|------------------------|-------------------------------|
| APPLIED OPTOELECTRONICS INC | | |
| "AQR MANAGED FUTURES STRATEGY | | |
| ARRIS INTERNATIONAL PLC | | |
| "ASHTeAD GROUP PLC UNSPONSORE | | |
| ASSA ABLY AB | | |
| ASSOC BRITISH FOODS-UNSP ADR | | |
| BANCA MEDIOLANUM SPA - ADR | | |
| BANK OF AMERICA CORP | | |
| BANK OF NEW YORK MELLON CORP | | |
| "BHP BILLITON LTD SPONSORED AD | | |
| BLOOMIN' BRANDS INC | | |
| BOISE CASCADE COMPANY | | |
| BOYD GAMING CORP | | |
| "BRITISH AMERN TOB PLC SPONSOR | | |
| BUILDERS FIRSTSOURCE INC | | |
| CACI INTERNATIONAL INC CL A | | |
| CALATLANTIC GROUP INC | | |
| CALLON PETROLEUM CO | | |
| CANADIAN NATIONAL RAILWAY | | |
| CAPITAL ONE FINL CORP | | |
| CARDTRONICS PLC | | |
| CARLSBERG A/S - B -SPON ADR | | |
| CARRIZO OIL & GAS INC | | |
| CHARTER COMMUNICATIONS INC A | | |
| CHEMICAL FINANCE CORP | | |
| CHESAPEAKE UTILITIES CORP | | |
| CHEVRON CORP | | |
| CIE FINANCIERE RICH - UNSP ADR | | |
| CIRRUS LOGIC CORP | | |
| CITIGROUP INC | | |

| Name of Stock | End of Year Book Value | End of Year Fair Market Value |
|--------------------------------|------------------------|-------------------------------|
| COHERENT INC | | |
| COLONY STARWOOD HOMES | | |
| COLUMBIA PROPERTY TRUST INC | | |
| COMPASS GROUP PLC - SPON ADR | | |
| CONTINENTAL AG SPONSORED ADR | | |
| CONVATEC GRP PLC UNSP ADR | | |
| COSTCO WHOLESALE CORP | | |
| CROWN HOLDINGS INC | | |
| CVS HEALTH CORPORATION | | |
| "DAIWA HOUSE INDUS UNSPONSORED | | |
| DANAHER CORP DEL | | |
| "DBS GROUP HOLDINGS - SPONS AD | | |
| "DELEK US HOLDINGS, INC'DELIS | | |
| DEXCOM INC | | |
| DISH NETWORK CORP -A | | |
| DUPONT FABROS TECHNOLOGY (REIT | | |
| DYCOM INDS INC | | |
| EAGLE BANCORP, INC | | |
| ECOLAB INC | | |
| EDWARDS LIFESCIENCES CORP | | |
| ELECTRONICS FOR IMAGING INC | | |
| EMCOR GROUP INC | | |
| EMERGENT BIOSOLUTIONS INC | | |
| ENERSYS | | |
| ENTEGRIS INC | | |
| EPR PROPERTIES | | |
| EURONET WORLDWIDE INC | | |
| EXXON MOBIL CORP | | |
| FABRINET | | |
| FACEBOOK INC - A | | |

| Name of Stock | End of Year Book Value | End of Year Fair Market Value |
|--------------------------------|------------------------|-------------------------------|
| FANUC CORPORATION | | |
| FCB FINANCIAL HOLDINGS CL A | | |
| FIRST INTERSTATE BANCSYSTEM IN | | |
| FIVE BELOW, INC. | | |
| FLEETCOR TECHNOLOGIES INC | | |
| FNB CORP | | |
| FORTIVE CORPORATION | | |
| "FRECENIUS SE & CO KGAA - SPON | | |
| FREEPORT-MCMORAN COPPER & GOLD | | |
| GENERAL ELECTRIC CO | | |
| GENPACT LIMITED | | |
| GIGAMON INC | | |
| GLOBUS MEDICAL INC-A | | |
| GRAND CANYON EDUCATION INC. | | |
| GRANITE CONSTR INC | | |
| GRAPHIC PACKAGING HOLDING CO | | |
| GREAT WESTERN BANCORP INC | | |
| GULFPORT ENERGY CORP | | |
| HALLIBURTON CO | | |
| HELEN OF TROY LTD | | |
| HILLTOP HOLDINGS INC | | |
| HOME BANCSHARES INC | | |
| HOME DEPOT INC | | |
| HONEYWELL INTERNATIONAL INC | | |
| HOPE BANCORP INC | | |
| HORIZON PHARMA PLC | | |
| HUDSON PACIFIC PROPERTIES | | |
| HUNTSMAN CORP | | |
| ICU MEDICAL INC | | |
| IDACORP INC | | |

| Name of Stock | End of Year Book Value | End of Year Fair Market Value |
|--------------------------------|------------------------|-------------------------------|
| ILLINOIS TOOL WORKS INC | | |
| INFORMA PLC -SP ADR | | |
| "INTEGRA LIFESCIENCES CORP COM | | |
| INTEGRATED DEVICE TECH INC | | |
| INTUIT INC | | |
| INTUITIVE SURGICAL INC | | |
| IRIDIUM COMMUNICATIONS, INC | | |
| ISHARES CORE S&P MID-CAP ETF | | |
| J P MORGAN CHASE & CO | | |
| J2 GLOBAL INC | | |
| JOHNSON & JOHNSON | | |
| KBC GROEP NV UNSP ADR | | |
| "KDDI CORPORATION - UNSPONSORE | | |
| KIMBERLY CLARK CORP | | |
| "KOMATSU LTD SPON ADR NEW ONE | | |
| KORN FERRY INTL COM NEW | | |
| LAUDER ESTEE COS INC CL A | | |
| LCI INDUSTRIES | | |
| LEGACYTEXAS FINANICAL GROUP, I | | |
| MAKITA CORP | | |
| MARSH & MCLENNAN COS INC | | |
| MARTIN MARIETTA MATLS INC | | |
| MASONITE INTERNATIONAL CORP | | |
| MASTEC INC | | |
| MATSON INC | | |
| MAXIMUS INC | | |
| MAXLINEAR, INC CLASS A | | |
| MEDTRONIC PLC | | |
| MERCK & CO. INC. NEW | | |
| MERCURY SYSTEMS INC | | |

| Name of Stock | End of Year Book Value | End of Year Fair Market Value |
|--------------------------------|------------------------|-------------------------------|
| MERIT MEDICAL SYSTEMS INC | | |
| METHODE ELECTRONICS INC | | |
| METLIFE INC | | |
| MICHELIN (CGDE) -UNSPON ADR | | |
| MICROSEMI CORP | | |
| MICROSOFT CORP | | |
| "MOTOROLA SOLUTIONS INCSOLUTI | | |
| NATIONAL OILWELL VARCO INC | | |
| NEXSTAR MEDIA GROUP INC CL A | | |
| "NOVARTIS A G ADR ONE ADR REPR | | |
| NUANCE COMMUNICATIONS INC | | |
| NXP SEMICONDUCTORS NV | | |
| OMNICELL INC | | |
| ON ASSIGNMENT INC | | |
| ORBITAL ATK INC | | |
| OXFORD INDUSTRIES INC | | |
| PAYPAL HOLDINGS INC W/I | | |
| PEBBLEBROOK HOTEL TRUST REIT | | |
| "PHILIP MORRIS INTL INCINTERN | | |
| PPG INDS INC | | |
| PRICELINE GROUP, INC. | | |
| PROGRESSIVE CORP OHIO | | |
| PRUDENTIAL PLC ADR | | |
| RADIAN GROUP INC | | |
| "RED ELECTRICA CORPORATION SA | | |
| REED ELSEVIER PLC - SPON ADR | | |
| ROPER TECHNOLOGIES INC | | |
| ROYAL DUTCH SHELL PLC-ADR. | | |
| ROYAL KPN NV | | |
| RYANAIR HOLDINGS PLC SP ADR | | |

| Name of Stock | End of Year Book Value | End of Year Fair Market Value |
|--------------------------------|------------------------|-------------------------------|
| RYMAN HOSPITALITY PPTYS INC | | |
| RYOHIN KEIKAKU CO LTD UNSP ADR | | |
| SALESFORCE.COM INC | | |
| SAMPO OYJ - A SHS-UNSP ADR | | |
| "SAP SE ONE ADR REPRS 1/12TH O | | |
| SBA COMMUNICATIONS CORP REIT | | |
| SCHLUMBERGER LTD | | |
| SEMPRA ENERGY | | |
| SEVEN & I HOLDINGS CO.,LTD. | | |
| "SHIRE PLC SPONSORED ADR ONE A | | |
| "SINCLAIR BROADCAST GROUP INC | | |
| SKYWEST INC | | |
| SMITH (A.O.) CORP | | |
| "SOFTBANK GROUP CORPORATION - | | |
| "SONY CORP SPONSORED ADR ONE A | | |
| STAMPS.COM INC. | | |
| STARBUCKS CORP | | |
| STATE STREET CORP | | |
| STATOIL ASA -SPON ADR | | |
| "SUMITOMO MITSUI FINL GROUP IN | | |
| SUNCOR ENERGY INC | | |
| SUPERNUS PHARMACEUTICALS | | |
| SWAN DEFINED RISK FUND | | |
| SWEDBANK AB | | |
| SWIFT TRANSPORTATION CO. | | |
| SYNCHRONY FINANCIAL | | |
| "TE CONNECTIVITY LTD SEDOL#B6 | | |
| TELENOR ASA-ADS | | |
| "TEVA PHARMACEUTICAL INDS SPON | | |
| THERMO FISHER SCIENTIFIC, INC. | | |

| Name of Stock | End of Year Book Value | End of Year Fair Market Value |
|--------------------------------|------------------------|-------------------------------|
| THOR INDS INC | | |
| TIME WARNER INC | | |
| TIVITY HEALTH INC | | |
| TJX COS INC | | |
| TOKYO ELECTRON LTD UNSP ADR | | |
| TRAVELERS COMPANIES, INC. | | |
| TRI POINTE GROUP INC | | |
| TRINSEO SA | | |
| TRIPADVISOR INC. - W/I | | |
| TWENTY FIRST CENTURY FOX B | | |
| U S CONCRETE INC | | |
| UMPQUA HOLDINGS CORP | | |
| "UNILEVER PLC SPONSORED ADR ON | | |
| UNITED COMM BK BLAIRSVILLE GA | | |
| UNITED HEALTH GROUP INC | | |
| UNITED TECHNOLOGIES CORP | | |
| US BANCORP DEL | | |
| VALEO SA | | |
| "VANGUARD 500 INDEX ADMIR FUND | | |
| "VANGUARD FTSE DEVELOPED MARKE | | |
| "VANGUARD FTSE EMERGING MARKET | | |
| VINCI SA | | |
| VISA INC - CLASS A SHRS | | |
| WABTEC | | |
| WEB.COM GROUP INC. | | |
| WELLS FARGO & CO | | |
| WESTERN ALLIANCE BANCORP | | |
| WINTRUST FINANCIAL CORP | | |
| WOLSELEY PLC ADR | | |
| "WOLTERS KLUWER N V SPONSORED | | |

| Name of Stock | End of Year Book Value | End of Year Fair Market Value |
|-------------------------------|------------------------|-------------------------------|
| WOLVERINE WORLD WIDE INC | | |
| WORLDPAY GROUP PLC - UNSP ADR | | |
| XEROX CORP | | |
| XPERI CORP | | |
| ZOETIS INC | | |

TY 2017 Investments Government Obligations Schedule**Name:** STURGIS CHARITABLE TRUST 6555000016**EIN:** 20-6618761**US Government Securities - End
of Year Book Value:****US Government Securities - End
of Year Fair Market Value:****State & Local Government
Securities - End of Year Book
Value:****State & Local Government
Securities - End of Year Fair
Market Value:**

TY 2017 Investments - Other Schedule

Name: STURGIS CHARITABLE TRUST 6555000016

EIN: 20-6618761

Investments Other Schedule 2

| Category/ Item | Listed at Cost or FMV | Book Value | End of Year Fair Market Value |
|----------------|-----------------------|------------|-------------------------------|
| SEE ATTACHED | AT COST | 28,472,124 | 33,527,248 |

TY 2017 Legal Fees Schedule**Name:** STURGIS CHARITABLE TRUST 6555000016**EIN:** 20-6618761

| Category | Amount | Net Investment Income | Adjusted Net Income | Disbursements for Charitable Purposes |
|--------------------------|---------------|----------------------------------|--------------------------------|--|
| NON-ALLOCABLE LEGAL FEES | 13,027 | | | 13,027 |

TY 2017 Other Assets Schedule**Name:** STURGIS CHARITABLE TRUST 6555000016**EIN:** 20-6618761**Other Assets Schedule**

| Description | Beginning of Year - Book Value | End of Year - Book Value | End of Year - Fair Market Value |
|-----------------------------|-----------------------------------|-----------------------------|------------------------------------|
| OIL & GAS MINERAL INTERESTS | 4 | 0 | 0 |
| REAL ESTATE MINERAL ASSET | 1 | 0 | 0 |

TY 2017 Other Decreases Schedule**Name:** STURGIS CHARITABLE TRUST 6555000016**EIN:** 20-6618761

| Description | Amount |
|-------------------------------|--------|
| TIMING DIFFERENCE | 8,313 |
| FEDERAL WASH SALES DISALLOWED | 11,512 |

TY 2017 Other Expenses Schedule**Name:** STURGIS CHARITABLE TRUST 6555000016**EIN:** 20-6618761**Other Expenses Schedule**

| Description | Revenue and Expenses per Books | Net Investment Income | Adjusted Net Income | Disbursements for Charitable Purposes |
|------------------|--------------------------------|-----------------------|---------------------|---------------------------------------|
| ADR FEES | 2,512 | 2,512 | | 0 |
| MINERAL EXPENSES | 6,093 | 6,093 | | 0 |
| ROYALTY EXPENSES | 1,264 | 1,264 | | 0 |

TY 2017 Other Income Schedule**Name:** STURGIS CHARITABLE TRUST 6555000016**EIN:** 20-6618761**Other Income Schedule**

| Description | Revenue And Expenses Per Books | Net Investment Income | Adjusted Net Income |
|----------------------------|-----------------------------------|--------------------------|---------------------|
| ROYALTY INCOME | 79,061 | 79,061 | |
| FEDERAL TAX REFUND | 28,761 | 0 | |
| MVF RECOVERY FUNDS | 43,418 | 0 | |
| MISCELLANEOUS SERVICE FEES | 2,385 | 2,385 | |

TY 2017 Other Increases Schedule**Name:** STURGIS CHARITABLE TRUST 6555000016**EIN:** 20-6618761

| Description | Amount |
|-------------------------------------|--------|
| GAIN ON PY SALES SETTLED IN CY | 7,112 |
| ACCRUED INTEREST PAID ADJ CARRYOVER | 19,392 |

TY 2017 Other Professional Fees Schedule**Name:** STURGIS CHARITABLE TRUST 6555000016**EIN:** 20-6618761

| Category | Amount | Net Investment Income | Adjusted Net Income | Disbursements for Charitable Purposes |
|--------------------------------|---------------|----------------------------------|--------------------------------|--|
| INVESTMENT MGMT FEES-SUBJECT T | 63,638 | 63,638 | | |

TY 2017 Taxes Schedule**Name:** STURGIS CHARITABLE TRUST 6555000016**EIN:** 20-6618761

| Category | Amount | Net Investment Income | Adjusted Net Income | Disbursements for Charitable Purposes |
|--------------------------------|--------|--------------------------|------------------------|---|
| FOREIGN TAXES | 11,446 | 11,446 | | 0 |
| FEDERAL TAX PAYMENT - PRIOR YE | 26,200 | 0 | | 0 |
| FOREIGN TAXES ON QUALIFIED FOR | 3,302 | 3,302 | | 0 |
| FOREIGN TAXES ON NONQUALIFIED | 2,371 | 2,371 | | 0 |
| FEDERAL EXCISE ESTIMATE | 8,677 | 0 | | 0 |