

Form **990-PF**
 Department of the Treasury
 Internal Revenue Service

Return of Private Foundation
or Section 4947(a)(1) Trust Treated as Private Foundation

▶ **Do not enter social security numbers on this form as it may be made public.**
 ▶ **Information about Form 990-PF and its instructions is at www.irs.gov/form990pf.**

OMB No 1545-0052
2017
Open to Public Inspection

For calendar year 2017, or tax year beginning 02-01-2017, and ending 01-31-2018

Name of foundation THE GREEN FUND INC		A Employer identification number 13-6160950
Number and street (or P O box number if mail is not delivered to street address) 14 EAST 60TH STREET RM/STE 702	Room/suite	B Telephone number (see instructions) (212) 755-2445
City or town, state or province, country, and ZIP or foreign postal code NEW YORK, NY 10022		C If exemption application is pending, check here <input type="checkbox"/>
G Check all that apply: <input type="checkbox"/> Initial return <input type="checkbox"/> Initial return of a former public charity <input type="checkbox"/> Final return <input type="checkbox"/> Amended return <input type="checkbox"/> Address change <input type="checkbox"/> Name change		D 1. Foreign organizations, check here <input type="checkbox"/> 2. Foreign organizations meeting the 85% test, check here and attach computation <input type="checkbox"/>
H Check type of organization: <input checked="" type="checkbox"/> Section 501(c)(3) exempt private foundation <input type="checkbox"/> Section 4947(a)(1) nonexempt charitable trust <input type="checkbox"/> Other taxable private foundation		E If private foundation status was terminated under section 507(b)(1)(A), check here <input type="checkbox"/>
I Fair market value of all assets at end of year (from Part II, col (c), line 16) ▶ \$ 26,489,495	J Accounting method: <input checked="" type="checkbox"/> Cash <input type="checkbox"/> Accrual <input type="checkbox"/> Other (specify) _____ (Part I, column (d) must be on cash basis)	F If the foundation is in a 60-month termination under section 507(b)(1)(B), check here <input type="checkbox"/>

Part I Analysis of Revenue and Expenses <small>(The total of amounts in columns (b), (c), and (d) may not necessarily equal the amounts in column (a) (see instructions))</small>		(a) Revenue and expenses per books	(b) Net investment income	(c) Adjusted net income	(d) Disbursements for charitable purposes (cash basis only)
Revenue	1 Contributions, gifts, grants, etc., received (attach schedule)				
	2 Check <input checked="" type="checkbox"/> if the foundation is not required to attach Sch B				
	3 Interest on savings and temporary cash investments	1,568	1,568		
	4 Dividends and interest from securities	978,590	978,590		
	5a Gross rents				
	b Net rental income or (loss)				
	6a Net gain or (loss) from sale of assets not on line 10	888,015			
	b Gross sales price for all assets on line 6a	2,859,527			
	7 Capital gain net income (from Part IV, line 2)		888,015		
	8 Net short-term capital gain				
	9 Income modifications				
	10a Gross sales less returns and allowances				
b Less Cost of goods sold					
c Gross profit or (loss) (attach schedule)					
11 Other income (attach schedule)	64,202				
12 Total. Add lines 1 through 11	1,932,375	1,868,173			
Operating and Administrative Expenses	13 Compensation of officers, directors, trustees, etc				
	14 Other employee salaries and wages	210,638	105,319		105,319
	15 Pension plans, employee benefits	35,281	17,641		17,640
	16a Legal fees (attach schedule)	904	904		
	b Accounting fees (attach schedule)				
	c Other professional fees (attach schedule)	130	65		65
	17 Interest				
	18 Taxes (attach schedule) (see instructions)	1,000	250		750
	19 Depreciation (attach schedule) and depletion				
	20 Occupancy	37,461			37,461
	21 Travel, conferences, and meetings				
	22 Printing and publications	3,834	3,834		
	23 Other expenses (attach schedule)	267,503	223,131		44,108
	24 Total operating and administrative expenses. Add lines 13 through 23	556,751	351,144		205,343
	25 Contributions, gifts, grants paid	1,639,575			1,639,575
26 Total expenses and disbursements. Add lines 24 and 25	2,196,326	351,144		1,844,918	
27 Subtract line 26 from line 12					
a Excess of revenue over expenses and disbursements	-263,951				
b Net investment income (if negative, enter -0-)		1,517,029			
c Adjusted net income (if negative, enter -0-)					

Part II Balance Sheets Attached schedules and amounts in the description column should be for end-of-year amounts only (See instructions)		Beginning of year	End of year	
		(a) Book Value	(b) Book Value	(c) Fair Market Value
Assets	1 Cash—non-interest-bearing			
	2 Savings and temporary cash investments	751,909	664,055	664,055
	3 Accounts receivable ▶ _____ Less allowance for doubtful accounts ▶ _____			
	4 Pledges receivable ▶ _____ Less allowance for doubtful accounts ▶ _____			
	5 Grants receivable			
	6 Receivables due from officers, directors, trustees, and other disqualified persons (attach schedule) (see instructions)			
	7 Other notes and loans receivable (attach schedule) ▶ _____ Less allowance for doubtful accounts ▶ _____			
	8 Inventories for sale or use			
	9 Prepaid expenses and deferred charges			
	10a Investments—U S and state government obligations (attach schedule)			
	b Investments—corporate stock (attach schedule)	18,577,205	18,416,231	23,969,511
	c Investments—corporate bonds (attach schedule)	1,135,395	1,080,841	1,065,671
	11 Investments—land, buildings, and equipment basis ▶ _____ Less accumulated depreciation (attach schedule) ▶ _____			
	12 Investments—mortgage loans			
	13 Investments—other (attach schedule)			773,477
	14 Land, buildings, and equipment basis ▶ _____ 31,434 Less accumulated depreciation (attach schedule) ▶ 31,434			
15 Other assets (describe ▶ _____)	16,781	16,781	16,781	
16 Total assets (to be completed by all filers—see the instructions Also, see page 1, item I)	20,481,290	20,177,908	26,489,495	
Liabilities	17 Accounts payable and accrued expenses			
	18 Grants payable			
	19 Deferred revenue			
	20 Loans from officers, directors, trustees, and other disqualified persons			
	21 Mortgages and other notes payable (attach schedule).			
	22 Other liabilities (describe ▶ _____)	316,738	206,817	
	23 Total liabilities (add lines 17 through 22)	316,738	206,817	
Net Assets or Fund Balances	Foundations that follow SFAS 117, check here ▶ <input type="checkbox"/> and complete lines 24 through 26 and lines 30 and 31.			
	24 Unrestricted			
	25 Temporarily restricted			
	26 Permanently restricted			
	Foundations that do not follow SFAS 117, check here ▶ <input checked="" type="checkbox"/> and complete lines 27 through 31.			
	27 Capital stock, trust principal, or current funds			
	28 Paid-in or capital surplus, or land, bldg , and equipment fund			
29 Retained earnings, accumulated income, endowment, or other funds	20,164,552	19,971,091		
30 Total net assets or fund balances (see instructions)	20,164,552	19,971,091		
31 Total liabilities and net assets/fund balances (see instructions) .	20,481,290	20,177,908		

Part III Analysis of Changes in Net Assets or Fund Balances		
1 Total net assets or fund balances at beginning of year—Part II, column (a), line 30 (must agree with end-of-year figure reported on prior year's return)	1	20,164,552
2 Enter amount from Part I, line 27a	2	-263,951
3 Other increases not included in line 2 (itemize) ▶ _____	3	70,873
4 Add lines 1, 2, and 3	4	19,971,474
5 Decreases not included in line 2 (itemize) ▶ _____	5	383
6 Total net assets or fund balances at end of year (line 4 minus line 5)—Part II, column (b), line 30 .	6	19,971,091

Part IV Capital Gains and Losses for Tax on Investment Income

(a) List and describe the kind(s) of property sold (e.g., real estate, 2-story brick warehouse, or common stock, 200 shs MLC Co)		(b) How acquired P—Purchase D—Donation	(c) Date acquired (mo, day, yr)	(d) Date sold (mo, day, yr)
1a See Additional Data Table				
b				
c				
d				
e				

(e) Gross sales price	(f) Depreciation allowed (or allowable)	(g) Cost or other basis plus expense of sale	(h) Gain or (loss) (e) plus (f) minus (g)
a See Additional Data Table			
b			
c			
d			
e			

Complete only for assets showing gain in column (h) and owned by the foundation on 12/31/69			(l) Gains (Col (h) gain minus col (k), but not less than -0-) or Losses (from col (h))
(i) F M V as of 12/31/69	(j) Adjusted basis as of 12/31/69	(k) Excess of col (i) over col (j), if any	
a See Additional Data Table			
b			
c			
d			
e			

2 Capital gain net income or (net capital loss)	{ If gain, also enter in Part I, line 7 If (loss), enter -0- in Part I, line 7 }	2	888,015
3 Net short-term capital gain or (loss) as defined in sections 1222(5) and (6) If gain, also enter in Part I, line 8, column (c) (see instructions) If (loss), enter -0- in Part I, line 8		3	-92,019

Part V Qualification Under Section 4940(e) for Reduced Tax on Net Investment Income

(For optional use by domestic private foundations subject to the section 4940(a) tax on net investment income)

If section 4940(d)(2) applies, leave this part blank

Was the foundation liable for the section 4942 tax on the distributable amount of any year in the base period? Yes No
 If "Yes," the foundation does not qualify under section 4940(e). Do not complete this part.

1 Enter the appropriate amount in each column for each year, see instructions before making any entries

(a) Base period years Calendar year (or tax year beginning in)	(b) Adjusted qualifying distributions	(c) Net value of noncharitable-use assets	(d) Distribution ratio (col (b) divided by col (c))
2016	1,723,831	23,773,741	0.072510
2015	1,683,839	25,903,673	0.065004
2014	1,625,751	26,598,140	0.061123
2013	1,609,804	24,923,027	0.064591
2012	1,457,092	23,216,723	0.062760

2 Total of line 1, column (d)	2	0.325988
3 Average distribution ratio for the 5-year base period—divide the total on line 2 by 5, or by the number of years the foundation has been in existence if less than 5 years	3	0.065198
4 Enter the net value of noncharitable-use assets for 2017 from Part X, line 5	4	25,435,527
5 Multiply line 4 by line 3	5	1,658,345
6 Enter 1% of net investment income (1% of Part I, line 27b)	6	15,170
7 Add lines 5 and 6	7	1,673,515
8 Enter qualifying distributions from Part XII, line 4	8	1,844,918

If line 8 is equal to or greater than line 7, check the box in Part VI, line 1b, and complete that part using a 1% tax rate. See the Part VI instructions.

Part VI Excise Tax Based on Investment Income (Section 4940(a), 4940(b), 4940(e), or 4948—see instructions)

Table with 11 rows for excise tax calculations. Includes fields for exempt foundations, tax under section 511, subtitle A tax, and credits/payments. Total tax due is 3,628.

Part VII-A Statements Regarding Activities

Table with 10 rows for activity statements. Includes questions about political campaigns, political expenditures, and state reporting requirements.

Part VII-A Statements Regarding Activities (continued)

Table with 3 columns: Question, Yes, No. Rows 11-13 regarding controlled entities, donor advised funds, and public inspection requirements.

14 The books are in care of BRUCE ROSENBLATT Telephone no (212) 755-2445

Located at 14 EAST 60TH STREET SUITE 702 NEW YORK NY ZIP+4 10022

15 Section 4947(a)(1) nonexempt charitable trusts filing Form 990-PF in lieu of Form 1041 - Check here and enter the amount of tax-exempt interest received or accrued during the year 15

16 At any time during calendar year 2017, did the foundation have an interest in or a signature or other authority over a bank, securities, or other financial account in a foreign country? Includes instructions for exceptions and filing requirements for FinCEN Form 114.

Part VII-B Statements Regarding Activities for Which Form 4720 May Be Required

File Form 4720 if any item is checked in the "Yes" column, unless an exception applies.

Main table for Part VII-B with 3 columns: Question, Yes, No. Rows 1a-1c, 2a-2c, 3a-3b, 4a-4b regarding Form 4720 exceptions and requirements.

Part VII-B Statements Regarding Activities for Which Form 4720 May Be Required (Continued)

5a	During the year did the foundation pay or incur any amount to			
	(1) Carry on propaganda, or otherwise attempt to influence legislation (section 4945(e))?	<input type="checkbox"/> Yes	<input checked="" type="checkbox"/> No	
	(2) Influence the outcome of any specific public election (see section 4955), or to carry on, directly or indirectly, any voter registration drive?	<input type="checkbox"/> Yes	<input checked="" type="checkbox"/> No	
	(3) Provide a grant to an individual for travel, study, or other similar purposes?	<input type="checkbox"/> Yes	<input checked="" type="checkbox"/> No	
	(4) Provide a grant to an organization other than a charitable, etc., organization described in section 4945(d)(4)(A)? (see instructions).	<input type="checkbox"/> Yes	<input checked="" type="checkbox"/> No	
	(5) Provide for any purpose other than religious, charitable, scientific, literary, or educational purposes, or for the prevention of cruelty to children or animals?	<input type="checkbox"/> Yes	<input checked="" type="checkbox"/> No	
b	If any answer is "Yes" to 5a(1)–(5), did any of the transactions fail to qualify under the exceptions described in Regulations section 53.4945 or in a current notice regarding disaster assistance (see instructions)?			5b
	Organizations relying on a current notice regarding disaster assistance check here.			<input type="checkbox"/>
c	If the answer is "Yes" to question 5a(4), does the foundation claim exemption from the tax because it maintained expenditure responsibility for the grant?	<input type="checkbox"/> Yes	<input type="checkbox"/> No	
	<i>If "Yes," attach the statement required by Regulations section 53.4945–5(d)</i>			
6a	Did the foundation, during the year, receive any funds, directly or indirectly, to pay premiums on a personal benefit contract?	<input type="checkbox"/> Yes	<input checked="" type="checkbox"/> No	
b	Did the foundation, during the year, pay premiums, directly or indirectly, on a personal benefit contract? <i>If "Yes" to 6b, file Form 8870</i>			6b
				No
7a	At any time during the tax year, was the foundation a party to a prohibited tax shelter transaction?	<input type="checkbox"/> Yes	<input checked="" type="checkbox"/> No	
b	If yes, did the foundation receive any proceeds or have any net income attributable to the transaction?			7b

Part VIII Information About Officers, Directors, Trustees, Foundation Managers, Highly Paid Employees, and Contractors

1 List all officers, directors, trustees, foundation managers and their compensation (see instructions).

(a) Name and address	Title, and average hours per week (b) devoted to position	(c) Compensation (If not paid, enter -0-)	(d) Contributions to employee benefit plans and deferred compensation	(e) Expense account, other allowances
CYNTHIA GREEN COLIN 1100 PARK AVENUE NEW YORK, NY 10128	PRESIDENT 000 00	0	0	0
PATRICIA GREEN 755 PARK AVENUE NEW YORK, NY 10021	TREASURER 000 00	0	0	0

2 Compensation of five highest-paid employees (other than those included on line 1—see instructions). If none, enter "NONE."

(a) Name and address of each employee paid more than \$50,000	Title, and average hours per week (b) devoted to position	(c) Compensation	(d) Contributions to employee benefit plans and deferred compensation	(e) Expense account, other allowances
BRUCE ROSENBLATT 137 OLD HYDE ROAD WESTON, CT 06883	ACCTG/ADMIN 000 00	187,969		

Total number of other employees paid over \$50,000. ▶

3 Five highest-paid independent contractors for professional services (see instructions). If none, enter "NONE".

(a) Name and address of each person paid more than \$50,000	(b) Type of service	(c) Compensation
NONE		

Total number of others receiving over \$50,000 for professional services. ▶

Part IX-A Summary of Direct Charitable Activities

List the foundation's four largest direct charitable activities during the tax year. Include relevant statistical information such as the number of organizations and other beneficiaries served, conferences convened, research papers produced, etc

	Expenses
1	
2	
3	
4	

Part IX-B Summary of Program-Related Investments (see instructions)

Describe the two largest program-related investments made by the foundation during the tax year on lines 1 and 2	Amount
1 N/A	
2	
All other program-related investments See instructions	
3	

Total. Add lines 1 through 3 ▶

Part X Minimum Investment Return (All domestic foundations must complete this part. Foreign foundations, see instructions.)

1	Fair market value of assets not used (or held for use) directly in carrying out charitable, etc., purposes		
a	Average monthly fair market value of securities.	1a	23,904,629
b	Average of monthly cash balances.	1b	847,403
c	Fair market value of all other assets (see instructions).	1c	1,070,838
d	Total (add lines 1a, b, and c).	1d	25,822,870
e	Reduction claimed for blockage or other factors reported on lines 1a and 1c (attach detailed explanation).	1e	
2	Acquisition indebtedness applicable to line 1 assets.	2	
3	Subtract line 2 from line 1d.	3	25,822,870
4	Cash deemed held for charitable activities. Enter 1 1/2% of line 3 (for greater amount, see instructions).	4	387,343
5	Net value of noncharitable-use assets. Subtract line 4 from line 3. Enter here and on Part V, line 4.	5	25,435,527
6	Minimum investment return. Enter 5% of line 5.	6	1,271,776

Part XI Distributable Amount (see instructions) (Section 4942(j)(3) and (j)(5) private operating foundations and certain foreign organizations check here and do not complete this part.)

1	Minimum investment return from Part X, line 6.	1	1,271,776
2a	Tax on investment income for 2017 from Part VI, line 5.	2a	15,170
b	Income tax for 2017 (This does not include the tax from Part VI).	2b	
c	Add lines 2a and 2b.	2c	15,170
3	Distributable amount before adjustments. Subtract line 2c from line 1.	3	1,256,606
4	Recoveries of amounts treated as qualifying distributions.	4	
5	Add lines 3 and 4.	5	1,256,606
6	Deduction from distributable amount (see instructions).	6	
7	Distributable amount as adjusted. Subtract line 6 from line 5. Enter here and on Part XIII, line 1.	7	1,256,606

Part XII Qualifying Distributions (see instructions)

1	Amounts paid (including administrative expenses) to accomplish charitable, etc., purposes		
a	Expenses, contributions, gifts, etc.—total from Part I, column (d), line 26.	1a	1,844,918
b	Program-related investments—total from Part IX-B.	1b	
2	Amounts paid to acquire assets used (or held for use) directly in carrying out charitable, etc., purposes.	2	
3	Amounts set aside for specific charitable projects that satisfy the		
a	Suitability test (prior IRS approval required).	3a	
b	Cash distribution test (attach the required schedule).	3b	
4	Qualifying distributions. Add lines 1a through 3b. Enter here and on Part V, line 8, and Part XIII, line 4.	4	1,844,918
5	Foundations that qualify under section 4940(e) for the reduced rate of tax on net investment income. Enter 1% of Part I, line 27b (see instructions).	5	15,170
6	Adjusted qualifying distributions. Subtract line 5 from line 4.	6	1,829,748

Note: The amount on line 6 will be used in Part V, column (b), in subsequent years when calculating whether the foundation qualifies for the section 4940(e) reduction of tax in those years.

Part XIII Undistributed Income (see instructions)

	(a) Corpus	(b) Years prior to 2016	(c) 2016	(d) 2017
1 Distributable amount for 2017 from Part XI, line 7				1,256,606
2 Undistributed income, if any, as of the end of 2017				
a Enter amount for 2016 only.				
b Total for prior years 20___, 20___, 20___				
3 Excess distributions carryover, if any, to 2017				
a From 2012.	203,208			
b From 2013.	381,189			
c From 2014.	326,252			
d From 2015.	409,895			
e From 2016.	551,700			
f Total of lines 3a through e.	1,872,244			
4 Qualifying distributions for 2017 from Part XII, line 4 ▶ \$ <u>1,844,918</u>				
a Applied to 2016, but not more than line 2a				
b Applied to undistributed income of prior years (Election required—see instructions).				
c Treated as distributions out of corpus (Election required—see instructions).				
d Applied to 2017 distributable amount.				1,256,606
e Remaining amount distributed out of corpus	588,312			
5 Excess distributions carryover applied to 2017 (If an amount appears in column (d), the same amount must be shown in column (a))				
6 Enter the net total of each column as indicated below:				
a Corpus Add lines 3f, 4c, and 4e Subtract line 5	2,460,556			
b Prior years' undistributed income Subtract line 4b from line 2b				
c Enter the amount of prior years' undistributed income for which a notice of deficiency has been issued, or on which the section 4942(a) tax has been previously assessed.				
d Subtract line 6c from line 6b Taxable amount—see instructions				
e Undistributed income for 2016 Subtract line 4a from line 2a Taxable amount—see instructions				
f Undistributed income for 2017 Subtract lines 4d and 5 from line 1 This amount must be distributed in 2018				0
7 Amounts treated as distributions out of corpus to satisfy requirements imposed by section 170(b)(1)(F) or 4942(g)(3) (Election may be required - see instructions).				
8 Excess distributions carryover from 2012 not applied on line 5 or line 7 (see instructions).	203,208			
9 Excess distributions carryover to 2018. Subtract lines 7 and 8 from line 6a	2,257,348			
10 Analysis of line 9				
a Excess from 2013.	381,189			
b Excess from 2014.	326,252			
c Excess from 2015.	409,895			
d Excess from 2016.	551,700			
e Excess from 2017.	588,312			

Part XIV Private Operating Foundations (see instructions and Part VII-A, question 9)

1a If the foundation has received a ruling or determination letter that it is a private operating foundation, and the ruling is effective for 2017, enter the date of the ruling. ▶

b Check box to indicate whether the organization is a private operating foundation described in section 4942(j)(3) or 4942(j)(5)

2a Enter the lesser of the adjusted net income from Part I or the minimum investment return from Part X for each year listed

	Tax year	Prior 3 years			(e) Total
	(a) 2017	(b) 2016	(c) 2015	(d) 2014	
b 85% of line 2a					
c Qualifying distributions from Part XII, line 4 for each year listed					
d Amounts included in line 2c not used directly for active conduct of exempt activities					
e Qualifying distributions made directly for active conduct of exempt activities. Subtract line 2d from line 2c					

3 Complete 3a, b, or c for the alternative test relied upon

a "Assets" alternative test—enter

(1) Value of all assets

(2) Value of assets qualifying under section 4942(j)(3)(B)(i)

b "Endowment" alternative test— enter 2/3 of minimum investment return shown in Part X, line 6 for each year listed. . .

c "Support" alternative test—enter

(1) Total support other than gross investment income (interest, dividends, rents, payments on securities loans (section 512(a)(5)), or royalties)

(2) Support from general public and 5 or more exempt organizations as provided in section 4942(j)(3)(B)(iii).

(3) Largest amount of support from an exempt organization

(4) Gross investment income

Part XV Supplementary Information (Complete this part only if the organization had \$5,000 or more in assets at any time during the year—see instructions.)

1 Information Regarding Foundation Managers:

a List any managers of the foundation who have contributed more than 2% of the total contributions received by the foundation before the close of any tax year (but only if they have contributed more than \$5,000) (See section 507(d)(2))

b List any managers of the foundation who own 10% or more of the stock of a corporation (or an equally large portion of the ownership of a partnership or other entity) of which the foundation has a 10% or greater interest

2 Information Regarding Contribution, Grant, Gift, Loan, Scholarship, etc., Programs:

Check here if the foundation only makes contributions to preselected charitable organizations and does not accept unsolicited requests for funds. If the foundation makes gifts, grants, etc (see instructions) to individuals or organizations under other conditions, complete items 2a, b, c, and d

a The name, address, and telephone number or email address of the person to whom applications should be addressed

b The form in which applications should be submitted and information and materials they should include

c Any submission deadlines

d Any restrictions or limitations on awards, such as by geographical areas, charitable fields, kinds of institutions, or other factors

Part XV **Supplementary Information** (continued)**3 Grants and Contributions Paid During the Year or Approved for Future Payment**

Recipient	If recipient is an individual, show any relationship to any foundation manager or substantial contributor	Foundation status of recipient	Purpose of grant or contribution	Amount
Name and address (home or business)				
a <i>Paid during the year</i> See Additional Data Table				
Total			▶ 3a	1,639,575
b <i>Approved for future payment</i>				
Total			▶ 3b	

Form 990PF Part IV - Capital Gains and Losses for Tax on Investment Income - Columns a - d

List and describe the kind(s) of property sold (e.g., real estate, (a) 2-story brick warehouse, or common stock, 200 shs MLC Co.)	(b) How acquired P—Purchase D—Donation	(c) Date acquired (mo, day, yr)	(d) Date sold (mo, day, yr)
ABIOMED	P	2000-03-09	2018-01-03
COLUMBIA DIVIDEND INCOME FD	P	2016-12-15	2017-11-17
FRONTIER COMMUNICATIONS CORP	P	2007-10-22	2017-07-10
OPPENHEIMER DEV MKTS	P	2006-02-27	2017-07-14
WELLS FARGO EMERGING MKTS EQUITY FD	P	2016-12-30	2017-08-18
AECOM	P	2010-06-18	2018-01-03
DBX TRACKERS MSCI ETF	P	2015-07-23	2017-11-09
GENERAL MILLS INC	P	2009-03-18	2017-03-07
OPPENHEIMER DEV MKTS	P	2016-12-05	2017-07-14
WESTERN ASSET INCOME FD	P	2003-09-11	2017-12-22

Form 990PF Part IV - Capital Gains and Losses for Tax on Investment Income - Columns e - h

(e) Gross sales price	(f) Depreciation allowed (or allowable)	(g) Cost or other basis plus expense of sale	(h) Gain or (loss) (e) plus (f) minus (g)
97,418		15,398	82,020
469		423	46
5		68	-63
146,079		108,968	37,111
364		287	77
32,192		19,217	12,975
63,664		59,340	4,324
60,409		24,845	35,564
771		620	151
62,678		55,527	7,151

Form 990PF Part IV - Capital Gains and Losses for Tax on Investment Income - Columns i - l

Complete only for assets showing gain in column (h) and owned by the foundation on 12/31/69			(l) Gains (Col (h) gain minus col (k), but not less than -0-) or Losses (from col (h))
(i) F M V as of 12/31/69	(j) Adjusted basis as of 12/31/69	(k) Excess of col (i) over col (j), if any	
			82,020
			46
			-63
			37,111
			77
			12,975
			4,324
			35,564
			151
			7,151

Form 990PF Part IV - Capital Gains and Losses for Tax on Investment Income - Columns a - d

List and describe the kind(s) of property sold (e.g., real estate, (a) 2-story brick warehouse, or common stock, 200 shs MLC Co.)	(b) How acquired P—Purchase D—Donation	(c) Date acquired (mo, day, yr)	(d) Date sold (mo, day, yr)
AES TRUST III 6 75% PFD	P	2003-05-14	2017-06-23
DELAWARE DIVERSIFIED INCOME FD	P	2007-12-10	2017-08-03
INDIA FUND INC	P	2007-02-01	2017-08-07
PEABODY ENERGY CORP	P	2008-10-03	2017-07-18
WOODWARD INC	P	1999-01-26	2018-01-03
ALLIANZ GI FOCUSED GRWTH FD	P	2009-06-16	2017-07-19
DELAWARE DIVERSIFIED INCOME FD	P	2016-08-23	2017-08-03
JOHN HANCOCK FDS III GLOBAL SHRHLDRS	P	2012-05-29	2017-08-18
PULTE CORP 7 625%	P	1999-08-02	2017-10-16
ALLIANZ GI FOCUSED GRWTH FD	P	2016-12-16	2017-07-19

Form 990PF Part IV - Capital Gains and Losses for Tax on Investment Income - Columns e - h

(e) Gross sales price	(f) Depreciation allowed (or allowable)	(g) Cost or other basis plus expense of sale	(h) Gain or (loss) (e) plus (f) minus (g)
225,000		163,296	61,704
19,169		19,458	-289
126,627		178,526	-51,899
1		27	-26
193,571		10,215	183,356
88,256		49,498	38,758
745		738	7
52,860		46,553	6,307
30,000		28,595	1,405
2,341		1,998	343

Form 990PF Part IV - Capital Gains and Losses for Tax on Investment Income - Columns i - l

Complete only for assets showing gain in column (h) and owned by the foundation on 12/31/69			(l) Gains (Col (h) gain minus col (k), but not less than -0-) or Losses (from col (h))
(i) F M V as of 12/31/69	(j) Adjusted basis as of 12/31/69	(k) Excess of col (i) over col (j), if any	
			61,704
			-289
			-51,899
			-26
			183,356
			38,758
			7
			6,307
			1,405
			343

Form 990PF Part IV - Capital Gains and Losses for Tax on Investment Income - Columns a - d

List and describe the kind(s) of property sold (e.g., real estate, (a) 2-story brick warehouse, or common stock, 200 shs MLC Co.)	(b) How acquired P—Purchase D—Donation	(c) Date acquired (mo, day, yr)	(d) Date sold (mo, day, yr)
DELAWARE ENHANCED GLOBAL DIV & INC F	P	2012-02-06	2017-12-29
JOHN HANCOCK FDS III GLOBAL SHRHOLDER	P	2016-09-27	2017-08-18
RENEWABLE ENERGY CORP	P	2014-08-12	2017-09-28
ALLIANZ NFJ DIVID INT & PREM STRATEGY	P	2008-08-20	2017-08-02
DELAWARE GLOBAL & INTL EMERGING MKTS	P	2008-08-19	2017-08-03
KEYCORP NEW	P	2008-11-13	2017-03-20
REPUBLIC OD ARGENTINA 8 75%	P	2001-01-05	2017-06-05
ALPS INTL SECTOR DIV ETF DOGS	P	2016-07-12	2017-11-13
DELAWARE GLOBAL & INTL EMERGING MKTS	P	2016-12-23	2017-08-03
MALLINCKRODT PLC	P	2013-07-02	2017-09-29

Form 990PF Part IV - Capital Gains and Losses for Tax on Investment Income - Columns e - h

(e) Gross sales price	(f) Depreciation allowed (or allowable)	(g) Cost or other basis plus expense of sale	(h) Gain or (loss) (e) plus (f) minus (g)
90,749		90,502	247
1,694		1,647	47
1			1
35,977		47,586	-11,609
32,742		18,357	14,385
10		6	4
239		422	-183
84,238		71,145	13,093
312		233	79
2,288		1,817	471

Form 990PF Part IV - Capital Gains and Losses for Tax on Investment Income - Columns i - l

Complete only for assets showing gain in column (h) and owned by the foundation on 12/31/69			(l) Gains (Col (h) gain minus col (k), but not less than -0-) or Losses (from col (h))
(i) F M V as of 12/31/69	(j) Adjusted basis as of 12/31/69	(k) Excess of col (i) over col (j), if any	
			247
			47
			1
			-11,609
			14,385
			4
			-183
			13,093
			79
			471

Form 990PF Part IV - Capital Gains and Losses for Tax on Investment Income - Columns a - d

List and describe the kind(s) of property sold (e.g., real estate, (a) 2-story brick warehouse, or common stock, 200 shs MLC Co.)	(b) How acquired P—Purchase D—Donation	(c) Date acquired (mo, day, yr)	(d) Date sold (mo, day, yr)
SABRA HEALTH CARE REIT	P	2012-05-30	2017-08-22
AMERICAN FDS NEW ECONOMY CL F2	P	2015-12-23	2017-08-02
DELAWARE GRP CORP BOND FD	P	2011-11-22	2017-12-12
METTLER TOLEDO INTL INC	P	2003-07-16	2018-01-03
SEATTLE SPINCO INC	P	2011-02-23	2017-09-13
APPLIED MATERIALS 7 125%	P	1999-12-08	2017-05-04
DELAWARE GRP CORP BOND FD	P	2016-12-23	2017-12-12
MICRO FOCUS INTL PLC	P	2011-02-23	2017-09-13
SIMON PPTY GROUP INC NEW	P	2009-01-29	2018-01-03
BALL CORP	P	2016-07-21	2018-01-19

Form 990PF Part IV - Capital Gains and Losses for Tax on Investment Income - Columns e - h

(e) Gross sales price	(f) Depreciation allowed (or allowable)	(g) Cost or other basis plus expense of sale	(h) Gain or (loss) (e) plus (f) minus (g)
16		20	-4
13,044		11,088	1,956
15,262		15,446	-184
190,277		11,323	178,954
4,029		3,820	209
15,403		14,627	776
585		578	7
10		10	
171,556		42,968	128,588
49,611		45,158	4,453

Form 990PF Part IV - Capital Gains and Losses for Tax on Investment Income - Columns i - l

Complete only for assets showing gain in column (h) and owned by the foundation on 12/31/69			(l) Gains (Col (h) gain minus col (k), but not less than -0-) or Losses (from col (h))
(i) F M V as of 12/31/69	(j) Adjusted basis as of 12/31/69	(k) Excess of col (i) over col (j), if any	
			-4
			1,956
			-184
			178,954
			209
			776
			7
			128,588
			4,453

Form 990PF Part IV - Capital Gains and Losses for Tax on Investment Income - Columns a - d

List and describe the kind(s) of property sold (e.g., real estate, (a) 2-story brick warehouse, or common stock, 200 shs MLC Co.)	(b) How acquired P—Purchase D—Donation	(c) Date acquired (mo, day, yr)	(d) Date sold (mo, day, yr)
DXC TECHNOLOGY CO	P	2011-02-23	2017-04-03
MIDCOAST ENERGY PTRS LP	P	2014-11-11	2017-04-27
TEKKNOWLEDGE CORP	P	1990-01-19	2017-09-12
BANCO SANTANDER RTS	P	2017-08-04	2017-08-07
EDF - UNSPON ADR RTS	P	2017-04-19	2017-04-20
MOCON INC	P	2010-12-06	2017-06-22
TEMPLETON EMERGING MKTS INC FD	P	2002-12-20	2017-08-18
BARINGS GLOBAL SHORT DURATION HI YLD	P	2013-04-12	2017-08-03
EXAR CORP	P	2009-09-30	2017-05-17
NATIONAL GRID PLC ADR NEW	P	2010-05-19	2017-05-25

Form 990PF Part IV - Capital Gains and Losses for Tax on Investment Income - Columns e - h

(e) Gross sales price	(f) Depreciation allowed (or allowable)	(g) Cost or other basis plus expense of sale	(h) Gain or (loss) (e) plus (f) minus (g)
63		60	3
15,696		20,202	-4,506
		10,671	-10,671
342			342
371			371
60,000		26,556	33,444
183,973		207,236	-23,263
50,874		61,585	-10,711
32,500		18,981	13,519
47		33	14

Form 990PF Part IV - Capital Gains and Losses for Tax on Investment Income - Columns i - l

Complete only for assets showing gain in column (h) and owned by the foundation on 12/31/69			(l) Gains (Col (h) gain minus col (k), but not less than -0-) or Losses (from col (h))
(i) F M V as of 12/31/69	(j) Adjusted basis as of 12/31/69	(k) Excess of col (i) over col (j), if any	
			3
			-4,506
			-10,671
			342
			371
			33,444
			-23,263
			-10,711
			13,519
			14

Form 990PF Part IV - Capital Gains and Losses for Tax on Investment Income - Columns a - d

List and describe the kind(s) of property sold (e.g., real estate, (a) 2-story brick warehouse, or common stock, 200 shs MLC Co)	(b) How acquired P—Purchase D—Donation	(c) Date acquired (mo , day, yr)	(d) Date sold (mo , day, yr)
TEMPLETON GLOBAL BOND FD	P	2014-02-10	2017-07-13
BLACKROCK ENHANCED INTL DIV TR	P	2017-07-30	2017-08-29
FEDERAL MOGUL CORP	P	2007-12-28	2017-02-21
NUVEEN REAL ASSET INC & GRWTH FD	P	2010-04-09	2017-09-12
TEMPLETON GLOBAL BOND FD	P	2016-07-18	2017-07-13
CEMEX SA B DE VC	P	2008-12-10	2017-05-18
FIDELITY ADVISOR NEW INSIGHTS FD	P	2009-06-08	2017-11-10
ONEOK INC NEW	P	2017-07-03	2017-07-03
VCA INC	P	2010-09-02	2017-09-12
COLUMBIA DIVIDEND INCOME FD	P	2014-12-17	2017-11-17

Form 990PF Part IV - Capital Gains and Losses for Tax on Investment Income - Columns e - h

(e) Gross sales price	(f) Depreciation allowed (or allowable)	(g) Cost or other basis plus expense of sale	(h) Gain or (loss) (e) plus (f) minus (g)
54,189		55,889	-1,700
74,640		168,183	-93,543
10,000		8,728	1,272
16		19	-3
1,466		1,412	54
5		4	1
83,325		60,999	22,326
26		26	
186,000		41,867	144,133
10,912		8,992	1,920

Form 990PF Part IV - Capital Gains and Losses for Tax on Investment Income - Columns i - l

Complete only for assets showing gain in column (h) and owned by the foundation on 12/31/69			(l) Gains (Col (h) gain minus col (k), but not less than -0-) or Losses (from col (h))
(i) F M V as of 12/31/69	(j) Adjusted basis as of 12/31/69	(k) Excess of col (i) over col (j), if any	
			-1,700
			-93,543
			1,272
			-3
			54
			1
			22,326
			144,133
			1,920

Form 990PF Part IV - Capital Gains and Losses for Tax on Investment Income - Columns a - d

List and describe the kind(s) of property sold (e g , real estate, (a) 2-story brick warehouse, or common stock, 200 shs MLC Co)	(b) How acquired P—Purchase D—Donation	(c) Date acquired (mo , day, yr)	(d) Date sold (mo , day, yr)
FREEHOLD ROYALTIES LTD	P	2012-04-23	2017-11-29
ONEOK PARTNERS LP	P	2014-11-11	2017-07-03
WELLS FARGO EMERGING MKTS EQUITY FD	P	2009-06-16	2017-08-18

Form 990PF Part IV - Capital Gains and Losses for Tax on Investment Income - Columns e - h

(e) Gross sales price	(f) Depreciation allowed (or allowable)	(g) Cost or other basis plus expense of sale	(h) Gain or (loss) (e) plus (f) minus (g)
22,849		37,240	-14,391
128,050		60,482	67,568
33,521		21,997	11,524


Form 990PF Part IV - Capital Gains and Losses for Tax on Investment Income - Columns i - l

Complete only for assets showing gain in column (h) and owned by the foundation on 12/31/69			(l) Gains (Col (h) gain minus col (k), but not less than -0-) or Losses (from col (h))
(i) F M V as of 12/31/69	(j) Adjusted basis as of 12/31/69	(k) Excess of col (i) over col (j), if any	
			-14,391
			67,568
			11,524

Form 990PF Part XV Line 3 - Grants and Contributions Paid During the Year or Approved for Future Payment

Recipient	If recipient is an individual, show any relationship to any foundation manager or substantial contributor	Foundation status of recipient	Purpose of grant or contribution	Amount
Name and address (home or business)				
a <i>Paid during the year</i>				
AFTD290 KING OF PRUSSIA RD RADNOR, PA 19087			GENERAL	12,500
AMERICAN JEWISH WORLD SERVICE 45 WEST 36TH STREET NEW YORK, NY 10018			GENERAL	250
AMERICANS UNITED1310 L STREET NW SUITE 200 WASHINGTON, DC 20005			GENERAL	2,500
BANG ON A CAN80 HANSON PLACE SUITE 301 BROOKLYN, NY 11217			GENERAL	16,000
BATES COLLEGE2 ANDREWS ROAD LEWISTON, ME 04240			GENERAL	3,000
Total 3a	▶			1,639,575

Form 990PF Part XV Line 3 - Grants and Contributions Paid During the Year or Approved for Future Payment

Recipient	If recipient is an individual, show any relationship to any foundation manager or substantial contributor	Foundation status of recipient	Purpose of grant or contribution	Amount
Name and address (home or business)				
a <i>Paid during the year</i>				
CHORUS AMERICA 1200 18TH STREET NW SUITE 1250 WASHINGTON, DC 20036			GENERAL	5,000
CITY HARVEST 6 EAST 32ND STREET 5TH FLOOR NEW YORK, NY 10016			GENERAL	50,000
CITYMEALS ON WHEELS 355 LEXINGTON AVENUE NEW YORK, NY 10017			GENERAL	40,000
COLUMBIA UNIVERSITY 116TH STREET BROADWAY NEW YORK, NY 10027			WTERT COUNCIL	10,000
FACING ADDICTION INC 100 MILL PLAIN ROAD 3RD FLOOR DANBURY, CT 06811			GENERAL	25,000
Total 				1,639,575
3a				


Form 990PF Part XV Line 3 - Grants and Contributions Paid During the Year or Approved for Future Payment

Recipient	If recipient is an individual, show any relationship to any foundation manager or substantial contributor	Foundation status of recipient	Purpose of grant or contribution	Amount
Name and address (home or business)				
a <i>Paid during the year</i>				
FOOD BANK FOR NYC39 BROADWAY 10TH FLOOR NEW YORK, NY 10006			GENERAL	35,000
FRESH AIR FUND633 3RD AVENUE 314 NEW YORK, NY 10017			GENERAL	1,250
INTERNATIONAL RESCUE COMM PO BOX 6068 ALBERT LEA, MN 56007			GENERAL	3,500
ISAACS STANLEY NEIGHBORH 415 EAST 93RD STREET NEW YORK, NY 10128			GENERAL	5,000
LEGAL AID SOCIETY199 WATER STREET NEW YORK, NY 10128			GENERAL	5,000
Total 3a				1,639,575

Form 990PF Part XV Line 3 - Grants and Contributions Paid During the Year or Approved for Future Payment

Recipient	If recipient is an individual, show any relationship to any foundation manager or substantial contributor	Foundation status of recipient	Purpose of grant or contribution	Amount
Name and address (home or business)				
a <i>Paid during the year</i>				
MAKE A DIFFERENCE FDN 32625 TEMECULA PKWY TEMECULA, CA 92592			GENERAL	1,500
NARAL PRO CHOICE AMERICA FDN 1156 15TH STREET NW SUITE 700 WASHINGTON, DC 20005			GENERAL	50,000
NATL INSTITUTE FOR REPRODUCTIVE HEA 14 WALL STREET SUITE 3B NEW YORK, NY 10005			GENERAL	25,000
NEIGHBORHOOD COALITION FOR SHELTER 50 BROADWAY SUITE 1301 NEW YORK, NY 10004			GENERAL	2,500
NEIGHBORHOOD PRESERVATION 130 EAST 59TH STREET NEW YORK, NY 10022			GENERAL	92,500
Total ▶ 3a				1,639,575


Form 990PF Part XV Line 3 - Grants and Contributions Paid During the Year or Approved for Future Payment

Recipient	If recipient is an individual, show any relationship to any foundation manager or substantial contributor	Foundation status of recipient	Purpose of grant or contribution	Amount
Name and address (home or business)				
a <i>Paid during the year</i>				
NEW SCHOOL UNIVERSITY 66 WEST 12TH STREET NEW YORK, NY 10011			GENERAL	10,000
NEW YORK PUBLIC LIBRARY 476 FIFTH AVENUE NEW YORK, NY 10018			GENERAL	6,000
PARTNERSHIP FOR THE HOMEL 305 SEVENTH AVENUE 14TH FLOOR NEW YORK, NY 10001			GENERAL	7,500
PEOPLE FOR THE AMERICAN W 1101 15TH STREET NW SUITE 600 WASHINGTON, DC 20005			GENERAL	12,500
PLANNED PARENTHOOD OF NYC 26 BLEEKER STREET NEW YORK, NY 10012			GENERAL	35,000
Total 				1,639,575
3a				

Form 990PF Part XV Line 3 - Grants and Contributions Paid During the Year or Approved for Future Payment

Recipient	If recipient is an individual, show any relationship to any foundation manager or substantial contributor	Foundation status of recipient	Purpose of grant or contribution	Amount
Name and address (home or business)				
a <i>Paid during the year</i>				
RAOUL WALLENBERG COMMITTEE OF THE U 37 WEST 26TH STREET SUITE 403 NEW YORK, NY 10010			GENERAL	20,000
REL COALITION FOR REPROD 1413 K STREET NW 14TH FLOOR WASHINGTON, DC 20005			GENERAL	25,000
REPRODUCTIVE HEALTH ACCES PO BOX 21191 NEW YORK, NY 10025			GENERAL	10,000
SHE SHOULD RUN FOUNDATION 718 7TH STREET NW 2ND FLOOR WASHINGTON, DC 20001			GENERAL	25,000
SIERRA CANYON HIGH SCHOOL FDN 11052 INDEPENDENCE AVENUE CHATSWORTH, CA 91311			GENERAL	500
Total ▶ 3a				1,639,575

Form 990PF Part XV Line 3 - Grants and Contributions Paid During the Year or Approved for Future Payment

Recipient	If recipient is an individual, show any relationship to any foundation manager or substantial contributor	Foundation status of recipient	Purpose of grant or contribution	Amount
Name and address (home or business)				
a <i>Paid during the year</i>				
UJA - FEDERATION 130 EAST 59TH STREET NEW YORK, NY 10022			GENERAL	860,775
UNITED HOSPITAL FUND 1411 BROADWAY NEW YORK, NY 10018			GENERAL	2,800
URBAN PATHWAYS INC 575 EIGHTH AVENUE 16TH FLOOR NEW YORK, NY 10018			GENERAL	3,500
YOUNG PEOPLE IN RECOVERY 150 ONEIDA STREET DENVER, CO 80220			GENERAL	35,500
YOUNG PEOPLES CHORUS OF N 37 WEST 65TH STREET 2ND FLOOR NEW YORK, NY 10023			GENERAL	200,000
Total 				1,639,575
3a				

Note: To capture the full content of this document, please select landscape mode (11" x 8.5") when printing.

TY 2017 Depreciation Schedule

Name: THE GREEN FUND INC

EIN: 13-6160950

Description of Property	Date Acquired	Cost or Other Basis	Prior Years' Depreciation	Computation Method	Rate / Life (# of years)	Current Year's Depreciation Expense	Net Investment Income	Adjusted Net Income	Cost of Goods Sold Not Included
COMPUTERS	2010-05-10	16,958	16,958	200DB	5 0000				
COMPUTERS	2011-12-29	5,000	5,000	200DB	5 0000				

TY 2017 Investments Corporate Bonds Schedule**Name:** THE GREEN FUND INC**EIN:** 13-6160950**Investments Corporate Bonds Schedule**

Name of Bond	End of Year Book Value	End of Year Fair Market Value
CORPORATE BONDS	1,080,841	1,065,671

TY 2017 Investments Corporate Stock Schedule**Name:** THE GREEN FUND INC**EIN:** 13-6160950

Name of Stock	End of Year Book Value	End of Year Fair Market Value
CORPORATE STOCKS	18,416,231	23,969,511

TY 2017 Investments - Other Schedule**Name:** THE GREEN FUND INC**EIN:** 13-6160950**Investments Other Schedule 2**

Category/ Item	Listed at Cost or FMV	Book Value	End of Year Fair Market Value
OTHER INVESTMENTS			773,477

**TY 2017 Land, Etc.
Schedule****Name:** THE GREEN FUND INC**EIN:** 13-6160950

Category / Item	Cost / Other Basis	Accumulated Depreciation	Book Value	End of Year Fair Market Value
	31,434	31,434		

TY 2017 Legal Fees Schedule**Name:** THE GREEN FUND INC**EIN:** 13-6160950

Category	Amount	Net Investment Income	Adjusted Net Income	Disbursements for Charitable Purposes
INDIRECT LEGAL FEES	904	904		

TY 2017 Other Assets Schedule**Name:** THE GREEN FUND INC**EIN:** 13-6160950**Other Assets Schedule**

Description	Beginning of Year - Book Value	End of Year - Book Value	End of Year - Fair Market Value
SECURITY DEPOSIT	16,781	16,781	16,781

TY 2017 Other Decreases Schedule**Name:** THE GREEN FUND INC**EIN:** 13-6160950

Description	Amount
PARTNERSHIP & ROYALTY INCOME NOT BOOKED	383

TY 2017 Other Expenses Schedule**Name:** THE GREEN FUND INC**EIN:** 13-6160950**Other Expenses Schedule**

Description	Revenue and Expenses per Books	Net Investment Income	Adjusted Net Income	Disbursements for Charitable Purposes
PACIFIC COAST OIL TRUST				
ADMIN COSTS	264			
EXPENSES				
COMPUTER EXPENSES	6,626			6,626
TELEPHONE	4,692			4,692
OFFICE EXPENSE	12,824			12,824
RENTAL EXPENSE	3,732			3,732
INSURANCE	30,631	14,397		16,234
CUSTODY FEES	208,734	208,734		

TY 2017 Other Income Schedule**Name:** THE GREEN FUND INC**EIN:** 13-6160950**Other Income Schedule**

Description	Revenue And Expenses Per Books	Net Investment Income	Adjusted Net Income
PACIFIC COAST OIL TRUST	971		
DANCO INVESTORS	76,304		
BLACKSTONE GROUP LP	383		
MIDCOAST ENERGY PARTNERS LP	-6,007		
ONEOK PARTNERS LP	-7,449		

TY 2017 Other Increases Schedule**Name:** THE GREEN FUND INC**EIN:** 13-6160950

Description	Amount
ADJUST FOR OTHER ASSETS	70,873

TY 2017 Other Liabilities Schedule**Name:** THE GREEN FUND INC**EIN:** 13-6160950

Description	Beginning of Year - Book Value	End of Year - Book Value
NET CASH RECEIVED OVER COST OF		
OTHER INVESTMENTS	316,738	206,817
6		

TY 2017 Other Professional Fees Schedule**Name:** THE GREEN FUND INC**EIN:** 13-6160950

Category	Amount	Net Investment Income	Adjusted Net Income	Disbursements for Charitable Purposes
BASE 105	130	65		65

TY 2017 Taxes Schedule**Name:** THE GREEN FUND INC**EIN:** 13-6160950

Category	Amount	Net Investment Income	Adjusted Net Income	Disbursements for Charitable Purposes
NYS CORPORATION TAX	250	250		
NYS DEPT OF LAW	750			750