

For calendar year 2017, or tax year beginning 01-01-2017, and ending 12-31-2017

Name of foundation THE HENRY MAYO NEWHALL FOUNDATION C/O KRAMER BLUM AND ASSOCIATES INC		A Employer identification number 94-6073084	
Number and street (or P O box number if mail is not delivered to street address) 57 POST STREET NO 510		Room/suite	B Telephone number (see instructions) (415) 981-2966
City or town, state or province, country, and ZIP or foreign postal code SAN FRANCISCO, CA 94104		C If exemption application is pending, check here <input type="checkbox"/>	
G Check all that apply <input type="checkbox"/> Initial return <input type="checkbox"/> Final return <input type="checkbox"/> Address change <input type="checkbox"/> Initial return of a former public charity <input type="checkbox"/> Amended return <input type="checkbox"/> Name change		D 1. Foreign organizations, check here <input type="checkbox"/> 2 Foreign organizations meeting the 85% test, check here and attach computation <input type="checkbox"/>	
H Check type of organization <input checked="" type="checkbox"/> Section 501(c)(3) exempt private foundation <input type="checkbox"/> Section 4947(a)(1) nonexempt charitable trust <input type="checkbox"/> Other taxable private foundation		E If private foundation status was terminated under section 507(b)(1)(A), check here <input type="checkbox"/>	
I Fair market value of all assets at end of year (from Part II, col (c), line 16) \$ 43,120,989	J Accounting method <input checked="" type="checkbox"/> Cash <input type="checkbox"/> Accrual <input type="checkbox"/> Other (specify) (Part I, column (d) must be on cash basis )		F If the foundation is in a 60-month termination under section 507(b)(1)(B), check here <input type="checkbox"/>

Part I Analysis of Revenue and Expenses (The total of amounts in columns (b), (c), and (d) may not necessarily equal the amounts in column (a) (see instructions) )		(a) Revenue and expenses per books	(b) Net investment income	(c) Adjusted net income	(d) Disbursements for charitable purposes (cash basis only)
Revenue	1 Contributions, gifts, grants, etc , received (attach schedule)	2,019			
	2 Check <input checked="" type="checkbox"/> If the foundation is <b>not</b> required to attach Sch B . . . . .				
	3 Interest on savings and temporary cash investments	68	68		
	4 Dividends and interest from securities . . .	1,040,951	1,040,951		
	5a Gross rents . . . . .				
	b Net rental income or (loss)				
	6a Net gain or (loss) from sale of assets not on line 10	3,496,358			
	b Gross sales price for all assets on line 6a 22,402,129				
	7 Capital gain net income (from Part IV, line 2) . . .		3,512,241		
	8 Net short-term capital gain . . . . .				
	9 Income modifications . . . . .			9,213	
	10a Gross sales less returns and allowances				
Operating and Administrative Expenses	b Less Cost of goods sold				
	c Gross profit or (loss) (attach schedule) . . . . .				
	11 Other income (attach schedule) . . . . .				
	12 Total. Add lines 1 through 11 . . . . .	4,539,396	4,553,260	9,213	
	13 Compensation of officers, directors, trustees, etc	0	0		0
	14 Other employee salaries and wages . . . . .				
	15 Pension plans, employee benefits . . . . .				
	16a Legal fees (attach schedule) . . . . .				
	b Accounting fees (attach schedule) . . . . .	15,866	11,899		3,967
	c Other professional fees (attach schedule) . . . . .	336,226	198,466		137,760
	17 Interest . . . . .				
	18 Taxes (attach schedule) (see instructions) . . .	75,283	2,283		0
	19 Depreciation (attach schedule) and depletion . . .				
	20 Occupancy . . . . .				
	21 Travel, conferences, and meetings . . . . .	16,236	0		16,236
	22 Printing and publications . . . . .				
	23 Other expenses (attach schedule) . . . . .	7,054	138		6,916
	24 Total operating and administrative expenses. Add lines 13 through 23 . . . . .	450,665	212,786		164,879
	25 Contributions, gifts, grants paid . . . . .	1,979,000			1,979,000
	26 Total expenses and disbursements. Add lines 24 and 25	2,429,665	212,786		2,143,879
	27 Subtract line 26 from line 12				
	a Excess of revenue over expenses and disbursements	2,109,731			
	b Net investment income (if negative, enter -0-)		4,340,474		
				9,213	

Part II Balance Sheets		Attached schedules and amounts in the description column should be for end-of-year amounts only (See instructions)			
		Beginning of year (a) Book Value	End of year (b) Book Value (c) Fair Market Value		
Assets	1	Cash—non-interest-bearing . . . . .			
	2	Savings and temporary cash investments . . . . .	1,351,287	924,442	924,442
	3	Accounts receivable ▶ _____ Less allowance for doubtful accounts ▶ _____			
	4	Pledges receivable ▶ _____ Less allowance for doubtful accounts ▶ _____			
	5	Grants receivable . . . . .			
	6	Receivables due from officers, directors, trustees, and other disqualified persons (attach schedule) (see instructions) . . . . .			
	7	Other notes and loans receivable (attach schedule) ▶ _____ Less allowance for doubtful accounts ▶ _____			
	8	Inventories for sale or use . . . . .			
	9	Prepaid expenses and deferred charges . . . . .			
	10a	Investments—U S and state government obligations (attach schedule)	706,224	2,098,580	2,093,083
	b	Investments—corporate stock (attach schedule) . . . . .	12,497,033	8,875,347	18,263,228
	c	Investments—corporate bonds (attach schedule) . . . . .	4,632,600	6,072,911	6,027,912
	11	Investments—land, buildings, and equipment basis ▶ _____ Less accumulated depreciation (attach schedule) ▶ _____			
	12	Investments—mortgage loans . . . . .			
	13	Investments—other (attach schedule) . . . . .	11,007,738	14,342,546	15,812,324
	14	Land, buildings, and equipment basis ▶ _____ Less accumulated depreciation (attach schedule) ▶ _____			
15	Other assets (describe ▶ _____)				
16	<b>Total assets</b> (to be completed by all filers—see the instructions Also, see page 1, item I)	30,194,882	32,313,826	43,120,989	
Liabilities	17	Accounts payable and accrued expenses . . . . .			
	18	Grants payable . . . . .			
	19	Deferred revenue . . . . .			
	20	Loans from officers, directors, trustees, and other disqualified persons			
	21	Mortgages and other notes payable (attach schedule) . . . . .			
	22	Other liabilities (describe ▶ _____)			
	23	<b>Total liabilities</b> (add lines 17 through 22) . . . . .	0	0	
Net Assets or Fund Balances	<b>Foundations that follow SFAS 117, check here</b> <input type="checkbox"/> <b>and complete lines 24 through 26 and lines 30 and 31.</b>				
	24	Unrestricted . . . . .			
	25	Temporarily restricted . . . . .			
	26	Permanently restricted . . . . .			
	<b>Foundations that do not follow SFAS 117, check here</b> <input checked="" type="checkbox"/> <b>and complete lines 27 through 31.</b>				
	27	Capital stock, trust principal, or current funds . . . . .	0	0	
	28	Paid-in or capital surplus, or land, bldg, and equipment fund	0	0	
	29	Retained earnings, accumulated income, endowment, or other funds	30,194,882	32,313,826	
30	<b>Total net assets or fund balances</b> (see instructions) . . . . .	30,194,882	32,313,826		
31	<b>Total liabilities and net assets/fund balances</b> (see instructions) .	30,194,882	32,313,826		

**Part III Analysis of Changes in Net Assets or Fund Balances**

1	Total net assets or fund balances at beginning of year—Part II, column (a), line 30 (must agree with end-of-year figure reported on prior year's return)	1	30,194,882
2	Enter amount from Part I, line 27a . . . . .	2	2,109,731
3	Other increases not included in line 2 (itemize) ▶ _____	3	9,213
4	Add lines 1, 2, and 3 . . . . .	4	32,313,826
5	Decreases not included in line 2 (itemize) ▶ _____	5	0
6	Total net assets or fund balances at end of year (line 4 minus line 5)—Part II, column (b), line 30 .	6	32,313,826

**Part IV Capital Gains and Losses for Tax on Investment Income**

(a) List and describe the kind(s) of property sold (e g , real estate, 2-story brick warehouse, or common stock, 200 shs MLC Co )	(b) How acquired P—Purchase D—Donation	(c) Date acquired (mo , day, yr )	(d) Date sold (mo , day, yr )
<b>1a</b> See Additional Data Table			
<b>b</b>			
<b>c</b>			
<b>d</b>			
<b>e</b>			

(e) Gross sales price	(f) Depreciation allowed (or allowable)	(g) Cost or other basis plus expense of sale	(h) Gain or (loss) (e) plus (f) minus (g)
<b>a</b> See Additional Data Table			
<b>b</b>			
<b>c</b>			
<b>d</b>			
<b>e</b>			

Complete only for assets showing gain in column (h) and owned by the foundation on 12/31/69			(l) Gains (Col (h) gain minus col (k), but not less than -0-) or Losses (from col (h))
(i) F M V as of 12/31/69	(j) Adjusted basis as of 12/31/69	(k) Excess of col (i) over col (j), if any	
<b>a</b> See Additional Data Table			
<b>b</b>			
<b>c</b>			
<b>d</b>			
<b>e</b>			

<b>2</b> Capital gain net income or (net capital loss)	<div> <div>If gain, also enter in Part I, line 7</div> <div>If (loss), enter -0- in Part I, line 7</div> </div>	<b>2</b>	3,512,241
<b>3</b> Net short-term capital gain or (loss) as defined in sections 1222(5) and (6) If gain, also enter in Part I, line 8, column (c) (see instructions) If (loss), enter -0- in Part I, line 8		<b>3</b>	

**Part V Qualification Under Section 4940(e) for Reduced Tax on Net Investment Income**

(For optional use by domestic private foundations subject to the section 4940(a) tax on net investment income )

If section 4940(d)(2) applies, leave this part blank

Was the foundation liable for the section 4942 tax on the distributable amount of any year in the base period?



Yes



No

If "Yes," the foundation does not qualify under section 4940(e) Do not complete this part

**1** Enter the appropriate amount in each column for each year, see instructions before making any entries

(a) Base period years Calendar year (or tax year beginning in)	(b) Adjusted qualifying distributions	(c) Net value of noncharitable-use assets	(d) Distribution ratio (col (b) divided by col (c))
2016	2,220,703	38,633,714	0 057481
2015	2,094,075	41,399,629	0 050582
2014	2,195,757	41,214,465	0 053276
2013	2,120,348	38,376,276	0 055252
2012	1,982,617	36,306,309	0 054608
<b>2</b> Total of line 1, column (d)			<b>2</b> 0 271199
<b>3</b> Average distribution ratio for the 5-year base period—divide the total on line 2 by 5, or by the number of years the foundation has been in existence if less than 5 years			<b>3</b> 0 054240
<b>4</b> Enter the net value of noncharitable-use assets for 2017 from Part X, line 5			<b>4</b> 41,283,135
<b>5</b> Multiply line 4 by line 3			<b>5</b> 2,239,197
<b>6</b> Enter 1% of net investment income (1% of Part I, line 27b)			<b>6</b> 43,405
<b>7</b> Add lines 5 and 6			<b>7</b> 2,282,602
<b>8</b> Enter qualifying distributions from Part XII, line 4			<b>8</b> 2,143,879

If line 8 is equal to or greater than line 7, check the box in Part VI, line 1b, and complete that part using a 1% tax rate See the Part VI instructions

**Part VI Excise Tax Based on Investment Income (Section 4940(a), 4940(b), 4940(e), or 4948—see instructions)**

<b>1a</b>	Exempt operating foundations described in section 4940(d)(2), check here <input type="checkbox"/> and enter "N/A" on line 1 Date of ruling or determination letter _____ (attach copy of letter if necessary—see instructions)		
<b>b</b>	Domestic foundations that meet the section 4940(e) requirements in Part V, check here <input type="checkbox"/> and enter 1% of Part I, line 27b . . . . .	<b>1</b>	86,809
<b>c</b>	All other domestic foundations enter 2% of line 27b. Exempt foreign organizations enter 4% of Part I, line 12, col (b)		
<b>2</b>	Tax under section 511 (domestic section 4947(a)(1) trusts and taxable foundations only. Others enter -0-)	<b>2</b>	0
<b>3</b>	Add lines 1 and 2. . . . .	<b>3</b>	86,809
<b>4</b>	Subtitle A (income) tax (domestic section 4947(a)(1) trusts and taxable foundations only. Others enter -0-)	<b>4</b>	0
<b>5</b>	<b>Tax based on investment income.</b> Subtract line 4 from line 3. If zero or less, enter -0- . . . . .	<b>5</b>	86,809
<b>6</b>	Credits/Payments		
<b>a</b>	2017 estimated tax payments and 2016 overpayment credited to 2017	<b>6a</b>	84,663
<b>b</b>	Exempt foreign organizations—tax withheld at source . . . . .	<b>6b</b>	
<b>c</b>	Tax paid with application for extension of time to file (Form 8868) . . . . .	<b>6c</b>	
<b>d</b>	Backup withholding erroneously withheld . . . . .	<b>6d</b>	0
<b>7</b>	Total credits and payments. Add lines 6a through 6d. . . . .	<b>7</b>	84,663
<b>8</b>	Enter any <b>penalty</b> for underpayment of estimated tax. Check here <input checked="" type="checkbox"/> if Form 2220 is attached	<b>8</b>	420
<b>9</b>	<b>Tax due.</b> If the total of lines 5 and 8 is more than line 7, enter <b>amount owed</b> . . . . .	<b>9</b>	2,566
<b>10</b>	<b>Overpayment.</b> If line 7 is more than the total of lines 5 and 8, enter the <b>amount overpaid</b> . . . . .	<b>10</b>	
<b>11</b>	Enter the amount of line 10 to be <b>Credited to 2018 estimated tax</b> <input type="checkbox"/> <b>Refunded</b> <input type="checkbox"/>	<b>11</b>	

**Part VII-A Statements Regarding Activities**

	Yes	No
<b>1a</b> During the tax year, did the foundation attempt to influence any national, state, or local legislation or did it participate or intervene in any political campaign? . . . . .	<b>1a</b>	No
<b>b</b> Did it spend more than \$100 during the year (either directly or indirectly) for political purposes (see Instructions for definition)? . . . . . <i>If the answer is "Yes" to 1a or 1b, attach a detailed description of the activities and copies of any materials published or distributed by the foundation in connection with the activities</i>	<b>1b</b>	No
<b>c</b> Did the foundation file <b>Form 1120-POL</b> for this year? . . . . .	<b>1c</b>	No
<b>d</b> Enter the amount (if any) of tax on political expenditures (section 4955) imposed during the year (1) On the foundation <input type="checkbox"/> \$ _____ 0 (2) On foundation managers <input type="checkbox"/> \$ _____ 0		
<b>e</b> Enter the reimbursement (if any) paid by the foundation during the year for political expenditure tax imposed on foundation managers <input type="checkbox"/> \$ _____ 0		
<b>2</b> Has the foundation engaged in any activities that have not previously been reported to the IRS? . . . . . <i>If "Yes," attach a detailed description of the activities</i>	<b>2</b>	No
<b>3</b> Has the foundation made any changes, not previously reported to the IRS, in its governing instrument, articles of incorporation, or bylaws, or other similar instruments? <i>If "Yes," attach a conformed copy of the changes</i> . . . . .	<b>3</b>	No
<b>4a</b> Did the foundation have unrelated business gross income of \$1,000 or more during the year? . . . . .	<b>4a</b>	No
<b>b</b> If "Yes," has it filed a tax return on <b>Form 990-T</b> for this year? . . . . .	<b>4b</b>	
<b>5</b> Was there a liquidation, termination, dissolution, or substantial contraction during the year? . . . . . <i>If "Yes," attach the statement required by General Instruction T</i>	<b>5</b>	No
<b>6</b> Are the requirements of section 508(e) (relating to sections 4941 through 4945) satisfied either • By language in the governing instrument, or • By state legislation that effectively amends the governing instrument so that no mandatory directions that conflict with the state law remain in the governing instrument? . . . . .	<b>6</b>	Yes
<b>7</b> Did the foundation have at least \$5,000 in assets at any time during the year? <i>If "Yes," complete Part II, col (c), and Part XV</i> . . . . .	<b>7</b>	Yes
<b>8a</b> Enter the states to which the foundation reports or with which it is registered (see instructions) <input type="checkbox"/> CA		
<b>b</b> If the answer is "Yes" to line 7, has the foundation furnished a copy of Form 990-PF to the Attorney General (or designate) of each state as required by General Instruction G? <i>If "No," attach explanation</i> .	<b>8b</b>	Yes
<b>9</b> Is the foundation claiming status as a private operating foundation within the meaning of section 4942(j)(3) or 4942(j)(5) for calendar year 2017 or the taxable year beginning in 2017 (see instructions for Part XIV)? <i>If "Yes," complete Part XIV</i> . . . . .	<b>9</b>	No
<b>10</b> Did any persons become substantial contributors during the tax year? <i>If "Yes," attach a schedule listing their names and addresses</i> . . . . .	<b>10</b>	No

**Part VII-A Statements Regarding Activities** (continued)

<b>11</b>	At any time during the year, did the foundation, directly or indirectly, own a controlled entity within the meaning of section 512(b)(13)? If "Yes," attach schedule (see instructions).	<b>11</b>		<b>No</b>
<b>12</b>	Did the foundation make a distribution to a donor advised fund over which the foundation or a disqualified person had advisory privileges? If "Yes," attach statement (see instructions)	<b>12</b>		<b>No</b>
<b>13</b>	Did the foundation comply with the public inspection requirements for its annual returns and exemption application? Website address ► WWW.NEWHALLFOUNDATION.ORG	<b>13</b>	<b>Yes</b>	
<b>14</b>	The books are in care of ► KRAMER BLUM AND ASSOCIATES INC Telephone no ► (415) 981-2966			

Located at ► 57 POST STREET SAN FRANCISCO CA ZIP+4 ► 94104

<b>15</b>	Section 4947(a)(1) nonexempt charitable trusts filing Form 990-PF in lieu of <b>Form 1041</b> —Check here . . . . .	<input type="checkbox"/>		
	and enter the amount of tax-exempt interest received or accrued during the year . . . . .	► <b>15</b>		
<b>16</b>	At any time during calendar year 2017, did the foundation have an interest in or a signature or other authority over a bank, securities, or other financial account in a foreign country?	<b>16</b>	<b>Yes</b>	<b>No</b>
	See instructions for exceptions and filing requirements for FinCEN Form 114, Report of Foreign Bank and Financial Accounts (FBAR). If "Yes," enter the name of the foreign country ►			

**Part VII-B Statements Regarding Activities for Which Form 4720 May Be Required**

**File Form 4720 if any item is checked in the "Yes" column, unless an exception applies.**

<b>1a</b>	During the year did the foundation (either directly or indirectly)		<b>Yes</b>	<b>No</b>
	(1) Engage in the sale or exchange, or leasing of property with a disqualified person?	<input type="checkbox"/> Yes <input checked="" type="checkbox"/> No		
	(2) Borrow money from, lend money to, or otherwise extend credit to (or accept it from) a disqualified person?	<input type="checkbox"/> Yes <input checked="" type="checkbox"/> No		
	(3) Furnish goods, services, or facilities to (or accept them from) a disqualified person?	<input type="checkbox"/> Yes <input checked="" type="checkbox"/> No		
	(4) Pay compensation to, or pay or reimburse the expenses of, a disqualified person?	<input type="checkbox"/> Yes <input checked="" type="checkbox"/> No		
	(5) Transfer any income or assets to a disqualified person (or make any of either available for the benefit or use of a disqualified person)?	<input type="checkbox"/> Yes <input checked="" type="checkbox"/> No		
	(6) Agree to pay money or property to a government official? (Exception. Check "No" if the foundation agreed to make a grant to or to employ the official for a period after termination of government service, if terminating within 90 days).	<input type="checkbox"/> Yes <input checked="" type="checkbox"/> No		
<b>b</b>	If any answer is "Yes" to 1a(1)–(6), did <b>any</b> of the acts fail to qualify under the exceptions described in Regulations section 53.4941(d)-3 or in a current notice regarding disaster assistance (see instructions)?		<b>1b</b>	
	Organizations relying on a current notice regarding disaster assistance check here. ► <input type="checkbox"/>			
<b>c</b>	Did the foundation engage in a prior year in any of the acts described in 1a, other than excepted acts, that were not corrected before the first day of the tax year beginning in 2017?		<b>1c</b>	<b>No</b>
<b>2</b>	Taxes on failure to distribute income (section 4942) (does not apply for years the foundation was a private operating foundation defined in section 4942(j)(3) or 4942(j)(5))			
<b>a</b>	At the end of tax year 2017, did the foundation have any undistributed income (lines 6d and 6e, Part XIII) for tax year(s) beginning before 2017?	<input type="checkbox"/> Yes <input checked="" type="checkbox"/> No		
	If "Yes," list the years ► 20____, 20____, 20____, 20____			
<b>b</b>	Are there any years listed in 2a for which the foundation is <b>not</b> applying the provisions of section 4942(a)(2) (relating to incorrect valuation of assets) to the year's undistributed income? (If applying section 4942(a)(2) to <b>all</b> years listed, answer "No" and attach statement—see instructions).		<b>2b</b>	
<b>c</b>	If the provisions of section 4942(a)(2) are being applied to <b>any</b> of the years listed in 2a, list the years here ► 20____, 20____, 20____, 20____			
<b>3a</b>	Did the foundation hold more than a 2% direct or indirect interest in any business enterprise at any time during the year?	<input type="checkbox"/> Yes <input checked="" type="checkbox"/> No		
<b>b</b>	If "Yes," did it have excess business holdings in 2017 as a result of (1) any purchase by the foundation or disqualified persons after May 26, 1969, (2) the lapse of the 5-year period (or longer period approved by the Commissioner under section 4943(c)(7)) to dispose of holdings acquired by gift or bequest, or (3) the lapse of the 10-, 15-, or 20-year first phase holding period? (Use Schedule C, Form 4720, to determine if the foundation had excess business holdings in 2017).		<b>3b</b>	
<b>4a</b>	Did the foundation invest during the year any amount in a manner that would jeopardize its charitable purposes?		<b>4a</b>	<b>No</b>
<b>b</b>	Did the foundation make any investment in a prior year (but after December 31, 1969) that could jeopardize its charitable purpose that had not been removed from jeopardy before the first day of the tax year beginning in 2017?		<b>4b</b>	<b>No</b>

**Part VII-B** Statements Regarding Activities for Which Form 4720 May Be Required (Continued)

<b>5a</b>	During the year did the foundation pay or incur any amount to			
	<b>(1)</b> Carry on propaganda, or otherwise attempt to influence legislation (section 4945(e))?	<input type="checkbox"/> Yes <input checked="" type="checkbox"/> No		
	<b>(2)</b> Influence the outcome of any specific public election (see section 4955), or to carry on, directly or indirectly, any voter registration drive?	<input type="checkbox"/> Yes <input checked="" type="checkbox"/> No		
	<b>(3)</b> Provide a grant to an individual for travel, study, or other similar purposes?	<input type="checkbox"/> Yes <input checked="" type="checkbox"/> No		
	<b>(4)</b> Provide a grant to an organization other than a charitable, etc., organization described in section 4945(d)(4)(A)? (see instructions).	<input type="checkbox"/> Yes <input checked="" type="checkbox"/> No		
	<b>(5)</b> Provide for any purpose other than religious, charitable, scientific, literary, or educational purposes, or for the prevention of cruelty to children or animals?	<input type="checkbox"/> Yes <input checked="" type="checkbox"/> No		
<b>b</b>	If any answer is "Yes" to 5a(1)–(5), did <b>any</b> of the transactions fail to qualify under the exceptions described in Regulations section 53.4945 or in a current notice regarding disaster assistance (see instructions)?	<b>5b</b>		
	Organizations relying on a current notice regarding disaster assistance check here. 			
<b>c</b>	If the answer is "Yes" to question 5a(4), does the foundation claim exemption from the tax because it maintained expenditure responsibility for the grant?			
	<i>If "Yes," attach the statement required by Regulations section 53.4945–5(d)</i>	<input type="checkbox"/> Yes <input type="checkbox"/> No		
<b>6a</b>	Did the foundation, during the year, receive any funds, directly or indirectly, to pay premiums on a personal benefit contract?			
	<b>b</b> Did the foundation, during the year, pay premiums, directly or indirectly, on a personal benefit contract?	<input type="checkbox"/> Yes <input checked="" type="checkbox"/> No	<b>6b</b>	<b>No</b>
	<i>If "Yes" to 6b, file Form 8870</i>			
<b>7a</b>	At any time during the tax year, was the foundation a party to a prohibited tax shelter transaction?			
	<b>b</b> If yes, did the foundation receive any proceeds or have any net income attributable to the transaction?	<input type="checkbox"/> Yes <input checked="" type="checkbox"/> No	<b>7b</b>	

Part VIII

Information About Officers, Directors, Trustees, Foundation Managers, Highly Paid Employees, and Contractors

1

List all officers, directors, trustees, foundation managers and their compensation (see instructions).

(a) Name and address	Title, and average hours per week (b) devoted to position	(c) Compensation (If not paid, enter -0-)	(d) Contributions to employee benefit plans and deferred compensation	Expense account, (e) other allowances
See Additional Data Table				

2

Compensation of five highest-paid employees (other than those included on line 1—see instructions). If none, enter "NONE."

(a) Name and address of each employee paid more than \$50,000	Title, and average hours per week (b) devoted to position	(c) Compensation	Contributions to employee benefit plans and deferred compensation (d)	Expense account, (e) other allowances
NONE				

Total number of other employees paid over \$50,000. . . . . ▶

0

3

Five highest-paid independent contractors for professional services (see instructions). If none, enter "NONE".

(a) Name and address of each person paid more than \$50,000	(b) Type of service	(c) Compensation
ATLANTIC TRUST PRIVATE WEALTH MANAGEMENT	INVESTMENT MANAGEMENT	198,466
4675 MAC ARTHUR COURT SUITE 1150 NEWPORT BEACH, CA 92660		
KRAMERBLUM AND ASSOCIATIONS	FOUNDATION MANAGEMENT	141,181
57 POST STREET SAN FRANCISCO, CA 94104		

Total number of others receiving over \$50,000 for professional services. . . . . ▶

0

Part IX-A

Summary of Direct Charitable Activities

List the foundation's four largest direct charitable activities during the tax year. Include relevant statistical information such as the number of organizations and other beneficiaries served, conferences convened, research papers produced, etc.	Expenses
1	
2	
3	
4	

Part IX-B

Summary of Program-Related Investments (see instructions)

Describe the two largest program-related investments made by the foundation during the tax year on lines 1 and 2	Amount
1	
2	
All other program-related investments. See instructions.	
3	

Total. Add lines 1 through 3 . . . . . ▶

0

**Part X Minimum Investment Return** (All domestic foundations must complete this part. Foreign foundations, see instructions.)

<b>1</b>	Fair market value of assets not used (or held for use) directly in carrying out charitable, etc., purposes		
<b>a</b>	Average monthly fair market value of securities.	<b>1a</b>	40,777,597
<b>b</b>	Average of monthly cash balances.	<b>1b</b>	1,134,215
<b>c</b>	Fair market value of all other assets (see instructions).	<b>1c</b>	0
<b>d</b>	<b>Total</b> (add lines 1a, b, and c).	<b>1d</b>	41,911,812
<b>e</b>	Reduction claimed for blockage or other factors reported on lines 1a and 1c (attach detailed explanation).	<b>1e</b>	0
<b>2</b>	Acquisition indebtedness applicable to line 1 assets.	<b>2</b>	0
<b>3</b>	Subtract line 2 from line 1d.	<b>3</b>	41,911,812
<b>4</b>	Cash deemed held for charitable activities. Enter 1 1/2% of line 3 (for greater amount, see instructions).	<b>4</b>	628,677
<b>5</b>	<b>Net value of noncharitable-use assets.</b> Subtract line 4 from line 3. Enter here and on Part V, line 4.	<b>5</b>	41,283,135
<b>6</b>	<b>Minimum investment return.</b> Enter 5% of line 5.	<b>6</b>	2,064,157

**Part XI Distributable Amount** (see instructions) (Section 4942(j)(3) and (j)(5) private operating foundations and certain foreign organizations check here ☐ and do not complete this part.)

<b>1</b>	Minimum investment return from Part X, line 6.	<b>1</b>	2,064,157
<b>2a</b>	Tax on investment income for 2017 from Part VI, line 5.	<b>2a</b>	86,809
<b>b</b>	Income tax for 2017 (This does not include the tax from Part VI).	<b>2b</b>	
<b>c</b>	Add lines 2a and 2b.	<b>2c</b>	86,809
<b>3</b>	Distributable amount before adjustments. Subtract line 2c from line 1.	<b>3</b>	1,977,348
<b>4</b>	Recoveries of amounts treated as qualifying distributions.	<b>4</b>	9,213
<b>5</b>	Add lines 3 and 4.	<b>5</b>	1,986,561
<b>6</b>	Deduction from distributable amount (see instructions).	<b>6</b>	0
<b>7</b>	<b>Distributable amount</b> as adjusted. Subtract line 6 from line 5. Enter here and on Part XIII, line 1.	<b>7</b>	1,986,561

**Part XII Qualifying Distributions** (see instructions)

<b>1</b>	Amounts paid (including administrative expenses) to accomplish charitable, etc., purposes		
<b>a</b>	Expenses, contributions, gifts, etc.—total from Part I, column (d), line 26.	<b>1a</b>	2,143,879
<b>b</b>	Program-related investments—total from Part IX-B.	<b>1b</b>	0
<b>2</b>	Amounts paid to acquire assets used (or held for use) directly in carrying out charitable, etc., purposes.	<b>2</b>	
<b>3</b>	Amounts set aside for specific charitable projects that satisfy the		
<b>a</b>	Suitability test (prior IRS approval required).	<b>3a</b>	
<b>b</b>	Cash distribution test (attach the required schedule).	<b>3b</b>	
<b>4</b>	<b>Qualifying distributions.</b> Add lines 1a through 3b. Enter here and on Part V, line 8, and Part XIII, line 4.	<b>4</b>	2,143,879
<b>5</b>	Foundations that qualify under section 4940(e) for the reduced rate of tax on net investment income. Enter 1% of Part I, line 27b (see instructions).	<b>5</b>	0
<b>6</b>	<b>Adjusted qualifying distributions.</b> Subtract line 5 from line 4.	<b>6</b>	2,143,879

**Note:** The amount on line 6 will be used in Part V, column (b), in subsequent years when calculating whether the foundation qualifies for the section 4940(e) reduction of tax in those years.



**Part XIII Undistributed Income** (see instructions)

	(a) Corpus	(b) Years prior to 2016	(c) 2016	(d) 2017
<b>1</b> Distributable amount for 2017 from Part XI, line 7				1,986,561
<b>2</b> Undistributed income, if any, as of the end of 2017				
<b>a</b> Enter amount for 2016 only. . . . .			0	
<b>b</b> Total for prior years 20____, 20____, 20____		0		
<b>3</b> Excess distributions carryover, if any, to 2017				
<b>a</b> From 2012. . . . .	208,474			
<b>b</b> From 2013. . . . .	241,444			
<b>c</b> From 2014. . . . .	187,042			
<b>d</b> From 2015. . . . .	73,567			
<b>e</b> From 2016. . . . .	297,922			
<b>f</b> <b>Total</b> of lines 3a through e. . . . .	1,008,449			
<b>4</b> Qualifying distributions for 2017 from Part XII, line 4 ▶ \$ <u>2,143,879</u>				
<b>a</b> Applied to 2016, but not more than line 2a			0	
<b>b</b> Applied to undistributed income of prior years (Election required—see instructions). . . . .		0		
<b>c</b> Treated as distributions out of corpus (Election required—see instructions). . . . .	0			
<b>d</b> Applied to 2017 distributable amount. . . . .				1,986,561
<b>e</b> Remaining amount distributed out of corpus	157,318			
<b>5</b> Excess distributions carryover applied to 2017 (If an amount appears in column (d), the same amount must be shown in column (a) )	0			0
<b>6</b> <b>Enter the net total of each column as indicated below:</b>				
<b>a</b> Corpus Add lines 3f, 4c, and 4e Subtract line 5	1,165,767			
<b>b</b> Prior years' undistributed income Subtract line 4b from line 2b . . . . .		0		
<b>c</b> Enter the amount of prior years' undistributed income for which a notice of deficiency has been issued, or on which the section 4942(a) tax has been previously assessed. . . . .		0		
<b>d</b> Subtract line 6c from line 6b Taxable amount—see instructions . . . . .		0		
<b>e</b> Undistributed income for 2016 Subtract line 4a from line 2a Taxable amount—see instructions . . . . .			0	
<b>f</b> Undistributed income for 2017 Subtract lines 4d and 5 from line 1 This amount must be distributed in 2018 . . . . .				0
<b>7</b> Amounts treated as distributions out of corpus to satisfy requirements imposed by section 170(b)(1)(F) or 4942(g)(3) (Election may be required - see instructions). . . . .	0			
<b>8</b> Excess distributions carryover from 2012 not applied on line 5 or line 7 (see instructions). . . . .	208,474			
<b>9</b> <b>Excess distributions carryover to 2018.</b> Subtract lines 7 and 8 from line 6a . . . . .	957,293			
<b>10</b> Analysis of line 9				
<b>a</b> Excess from 2013. . . . .	241,444			
<b>b</b> Excess from 2014. . . . .	187,042			
<b>c</b> Excess from 2015. . . . .	73,567			
<b>d</b> Excess from 2016. . . . .	297,922			
<b>e</b> Excess from 2017. . . . .	157,318			

**Part XIV Private Operating Foundations** (see instructions and Part VII-A, question 9)

**1a** If the foundation has received a ruling or determination letter that it is a private operating foundation, and the ruling is effective for 2017, enter the date of the ruling. . . . . ▶

**b** Check box to indicate whether the organization is a private operating foundation described in section ☐ 4942(j)(3) or ☐ 4942(j)(5)

**2a** Enter the lesser of the adjusted net income from Part I or the minimum investment return from Part X for each year listed . . . . .

	Tax year	Prior 3 years			(e) Total
	(a) 2017	(b) 2016	(c) 2015	(d) 2014	
<b>b</b> 85% of line 2a . . . . .					
<b>c</b> Qualifying distributions from Part XII, line 4 for each year listed . . . . .					
<b>d</b> Amounts included in line 2c not used directly for active conduct of exempt activities . . . . .					
<b>e</b> Qualifying distributions made directly for active conduct of exempt activities. Subtract line 2d from line 2c . . . . .					
<b>3</b> Complete 3a, b, or c for the alternative test relied upon					
<b>a</b> "Assets" alternative test—enter					
<b>(1)</b> Value of all assets . . . . .					
<b>(2)</b> Value of assets qualifying under section 4942(j)(3)(B)(i)					
<b>b</b> "Endowment" alternative test— enter 2/3 of minimum investment return shown in Part X, line 6 for each year listed. . .					
<b>c</b> "Support" alternative test—enter					
<b>(1)</b> Total support other than gross investment income (interest, dividends, rents, payments on securities loans (section 512(a)(5)), or royalties) . . . . .					
<b>(2)</b> Support from general public and 5 or more exempt organizations as provided in section 4942(j)(3)(B)(iii). . . . .					
<b>(3)</b> Largest amount of support from an exempt organization					
<b>(4)</b> Gross investment income					

**Part XV Supplementary Information (Complete this part only if the organization had \$5,000 or more in assets at any time during the year—see instructions.)**

**1 Information Regarding Foundation Managers:**

**a** List any managers of the foundation who have contributed more than 2% of the total contributions received by the foundation before the close of any tax year (but only if they have contributed more than \$5,000) (See section 507(d)(2) )

**b** List any managers of the foundation who own 10% or more of the stock of a corporation (or an equally large portion of the ownership of a partnership or other entity) of which the foundation has a 10% or greater interest

**2 Information Regarding Contribution, Grant, Gift, Loan, Scholarship, etc., Programs:**

Check here ☐ if the foundation only makes contributions to preselected charitable organizations and does not accept unsolicited requests for funds. If the foundation makes gifts, grants, etc. (see instructions) to individuals or organizations under other conditions, complete items 2a, b, c, and d

**a** The name, address, and telephone number or e-mail address of the person to whom applications should be addressed

THE HENRY MAYO NEWHALL FOUNDATION C  
57 POST STREET  
SAN FRANCISCO, CA 94104  
(415) 986-2966

**b** The form in which applications should be submitted and information and materials they should include

PROPOSALS SHOULD INCLUDE A DESCRIPTION OF THE CHARITY, THE AMOUNT OF THE REQUEST, AND A WRITTEN DESCRIPTION OF THE PROJECT WITH BUDGET. THE CHARITY'S ANNUAL RETURN AND TAX EXEMPT PAPERWORK SHOULD BE INCLUDED WITH THE REQUEST

**c** Any submission deadlines

NONE

**d** Any restrictions or limitations on awards, such as by geographical areas, charitable fields, kinds of institutions, or other factors

NONE

**Part XV** **Supplementary Information** (continued)**3 Grants and Contributions Paid During the Year or Approved for Future Payment**

Recipient	If recipient is an individual, show any relationship to any foundation manager or substantial contributor	Foundation status of recipient	Purpose of grant or contribution	Amount
Name and address (home or business)				
<b>a</b> <i>Paid during the year</i> See Additional Data Table				
<b>Total . . . . .</b> ▶ <b>3a</b>				1,979,000
<b>b</b> <i>Approved for future payment</i> See Additional Data Table				
<b>Total . . . . .</b> ▶ <b>3b</b>				307,500

Enter gross amounts unless otherwise indicated

Enter gross amounts unless otherwise indicated		Unrelated business income		Excluded by section 512, 513, or 514		(e) Related or exempt function income (See instructions )
		(a) Business code	(b) Amount	(c) Exclusion code	(d) Amount	
<b>1</b>	Program service revenue					
<b>a</b>	_____					
<b>b</b>	_____					
<b>c</b>	_____					
<b>d</b>	_____					
<b>e</b>	_____					
<b>f</b>	_____					
<b>g</b>	Fees and contracts from government agencies					
<b>2</b>	Membership dues and assessments. . . .					
<b>3</b>	Interest on savings and temporary cash investments . . . . .			14	68	
<b>4</b>	Dividends and interest from securities. . . .			14	1,040,951	
<b>5</b>	Net rental income or (loss) from real estate					
<b>a</b>	Debt-financed property. . . . .					
<b>b</b>	Not debt-financed property. . . . .					
<b>6</b>	Net rental income or (loss) from personal property					
<b>7</b>	Other investment income. . . . .					
<b>8</b>	Gain or (loss) from sales of assets other than inventory . . . . .			18	3,496,358	
<b>9</b>	Net income or (loss) from special events					
<b>10</b>	Gross profit or (loss) from sales of inventory					
<b>11</b>	Other revenue <b>a</b> _____					
<b>b</b>	_____					
<b>c</b>	_____					
<b>d</b>	_____					
<b>e</b>	_____					
<b>12</b>	Subtotal Add columns (b), (d), and (e). . .		0		4,537,377	0
<b>13</b>	<b>Total.</b> Add line 12, columns (b), (d), and (e). . . . .			<b>13</b>		4,537,377

**Part XVI-B Relationship of Activities to the Accomplishment of Exempt Purposes**

[illegible]

**Part XVII Information Regarding Transfers To and Transactions and Relationships With Noncharitable Exempt Organizations**

<b>1</b> Did the organization directly or indirectly engage in any of the following with any other organization described in section 501(c) of the Code (other than section 501(c)(3) organizations) or in section 527, relating to political organizations?		<b>Yes</b>	<b>No</b>
<b>a</b> Transfers from the reporting foundation to a noncharitable exempt organization of			
<b>(1)</b> Cash. . . . .	<b>1a(1)</b>		<b>No</b>
<b>(2)</b> Other assets. . . . .	<b>1a(2)</b>		<b>No</b>
<b>b</b> Other transactions			
<b>(1)</b> Sales of assets to a noncharitable exempt organization. . . . .	<b>1b(1)</b>		<b>No</b>
<b>(2)</b> Purchases of assets from a noncharitable exempt organization. . . . .	<b>1b(2)</b>		<b>No</b>
<b>(3)</b> Rental of facilities, equipment, or other assets. . . . .	<b>1b(3)</b>		<b>No</b>
<b>(4)</b> Reimbursement arrangements. . . . .	<b>1b(4)</b>		<b>No</b>
<b>(5)</b> Loans or loan guarantees. . . . .	<b>1b(5)</b>		<b>No</b>
<b>(6)</b> Performance of services or membership or fundraising solicitations. . . . .	<b>1b(6)</b>		<b>No</b>
<b>c</b> Sharing of facilities, equipment, mailing lists, other assets, or paid employees. . . . .	<b>1c</b>		<b>No</b>
<b>d</b> If the answer to any of the above is "Yes," complete the following schedule. Column <b>(b)</b> should always show the fair market value of the goods, other assets, or services given by the reporting foundation. If the foundation received less than fair market value in any transaction or sharing arrangement, show in column <b>(d)</b> the value of the goods, other assets, or services received.			

(a) Line No	(b) Amount involved	(c) Name of noncharitable exempt organization	(d) Description of transfers, transactions, and sharing arrangements

**2a** Is the foundation directly or indirectly affiliated with, or related to, one or more tax-exempt organizations described in section 501(c) of the Code (other than section 501(c)(3)) or in section 527? . . . . . ☐ Yes ☒ No

**b** If "Yes," complete the following schedule

(a) Name of organization	(b) Type of organization	(c) Description of relationship

<b>Sign Here</b>	Under penalties of perjury, I declare that I have examined this return, including accompanying schedules and statements, and to the best of my knowledge and belief, it is true, correct, and complete. Declaration of preparer (other than taxpayer) is based on all information of which preparer has any knowledge.		
	***** Signature of officer or trustee	2018-04-18 Date	***** Title

May the IRS discuss this return with the preparer shown below (see instr )? <input checked="" type="checkbox"/> Yes <input type="checkbox"/> No
--

<b>Paid Preparer Use Only</b>	Print/Type preparer's name	Preparer's Signature	Date	Check if self-employed <input type="checkbox"/>	PTIN
	ROBERT A HOUSTON		2018-04-19		P00184427
	Firm's name ▶ BPM LLP				Firm's EIN ▶ 81-4234542
Firm's address ▶ 2001 NORTH MAIN STREET SUITE 360 WALNUT CREEK, CA 94596					Phone no (925) 296-1040

Form 990PF Part IV - Capital Gains and Losses for Tax on Investment Income - Columns a - d			
List and describe the kind(s) of property sold (e g , real estate, (a) 2-story brick warehouse, or common stock, 200 shs MLC Co )	(b) How acquired P—Purchase D—Donation	(c) Date acquired (mo , day, yr )	(d) Date sold (mo , day, yr )
CHARLES SCHWAB CAPITAL GAINS DISTRIBUTION	P		2017-12-31
583 SHS PIONEER NAT RES CO COM	P		2017-11-14
657 SHS PIONEER NAT RES CO COM	P		2017-11-14
857 SHS APPLE INC COM	P		2017-01-24
3330 SHS APPLE INC COM	P		2017-01-24
334 SHS APPLE INC COM	P	2007-01-30	2017-09-27
635 SHS UNITED TECHNOLOGIES CORP COM	D	2008-12-19	2017-01-24
246 SHS UNITED TECHNOLOGIES CORP COM	D	2008-12-19	2017-09-27
273 SHS AETNA INC NEW COM	P	2009-01-28	2017-09-27
795 SHS AETNA INC NEW COM	P	2009-01-28	2017-01-24

Form 990PF Part IV - Capital Gains and Losses for Tax on Investment Income - Columns e - h

(e) Gross sales price	(f) Depreciation allowed (or allowable)	(g) Cost or other basis plus expense of sale	(h) Gain or (loss) (e) plus (f) minus (g)
184,636			184,636
89,095		98,254	-9,159
100,469		110,891	-10,422
102,831		10,510	92,321
399,595		42,814	356,781
51,418		4,096	47,322
70,637		21,172	49,465
28,620		8,202	20,418
41,734		9,097	32,637
94,031		26,492	67,539

Form 990PF Part IV - Capital Gains and Losses for Tax on Investment Income - Columns i - l

Complete only for assets showing gain in column (h) and owned by the foundation on 12/31/69			(I) Gains (Col (h) gain minus col (k), but not less than -0-) or Losses (from col (h))
(i) F M V as of 12/31/69	(j) Adjusted basis as of 12/31/69	(k) Excess of col (i) over col (j), if any	
			184,636
			-9,159
			-10,422
			92,321
			356,781
			47,322
			49,465
			20,418
			32,637
			67,539

Form 990PF Part IV - Capital Gains and Losses for Tax on Investment Income - Columns a - d

List and describe the kind(s) of property sold (e g , real estate, (a) 2-story brick warehouse, or common stock, 200 shs MLC Co )	(b) How acquired P—Purchase D—Donation	(c) Date acquired (mo , day, yr )	(d) Date sold (mo , day, yr )
325 SHS AETNA INC NEW COM	P	2009-01-28	2017-03-13
313 SHS FIDELITY NATL INFORMATION SVCS INCCOM	P	2009-04-03	2017-09-27
237 SHS PRAXAIR INC COM	P	2009-09-22	2017-09-27
794 SHS UNITEDHEALTH GROUP INC COM	P	2009-10-08	2017-01-24
284 SHS UNITEDHEALTH GROUP INC COM	P	2009-10-08	2017-03-13
277 SHS UNITEDHEALTH GROUP INC COM	P	2009-10-08	2017-09-27
308 SHS VF CORP COM	P	2009-10-27	2017-09-27
285 SHS FISERV INC COM	P	2009-11-09	2017-09-27
742 SHS FISERV INC COM	P	2009-11-09	2017-01-24
10927 SHS GENERAL ELEC CO COM	P	2009-12-17	2017-10-23

Form 990PF Part IV - Capital Gains and Losses for Tax on Investment Income - Columns e - h

(e) Gross sales price	(f) Depreciation allowed (or allowable)	(g) Cost or other basis plus expense of sale	(h) Gain or (loss) (e) plus (f) minus (g)
43,127		10,830	32,297
29,069		5,385	23,684
32,787		19,268	13,519
127,700		18,859	108,841
48,286		6,746	41,540
53,431		6,579	46,852
19,203		5,620	13,583
36,472		6,879	29,593
80,446		17,910	62,536
243,336		157,171	86,165

Form 990PF Part IV - Capital Gains and Losses for Tax on Investment Income - Columns i - l

Complete only for assets showing gain in column (h) and owned by the foundation on 12/31/69			(I) Gains (Col (h) gain minus col (k), but not less than -0-) or Losses (from col (h))
(i) F M V as of 12/31/69	(j) Adjusted basis as of 12/31/69	(k) Excess of col (i) over col (j), if any	
			32,297
			23,684
			13,519
			108,841
			41,540
			46,852
			13,583
			29,593
			62,536
			86,165

Form 990PF Part IV - Capital Gains and Losses for Tax on Investment Income - Columns a - d

List and describe the kind(s) of property sold (e g , real estate, (a) 2-story brick warehouse, or common stock, 200 shs MLC Co )	(b) How acquired P—Purchase D—Donation	(c) Date acquired (mo , day, yr )	(d) Date sold (mo , day, yr )
637 SHS AUTOMATIC DATA PROCESSING INC COM	P	2010-01-07	2017-07-27
745 SHS AUTOMATIC DATA PROCESSING INC COM	P	2010-01-07	2017-10-31
369 SHS AUTOMATIC DATA PROCESSING INC COM	P	2010-01-07	2017-09-27
921 SHS AUTOMATIC DATA PROCESSING INC COM	P	2010-01-07	2017-06-21
430 SHS EXPRESS SCRIPTS HLDG CO COM	P	2010-01-22	2017-09-27
481 SHS MERCK & CO INC NEW COM	P	2010-05-11	2017-09-27
76 SHS ALLIANCE DATA SYSTEMS CORP COM	P	2010-07-08	2017-09-27
197 SHS ALLIANCE DATA SYSTEMS CORP COM	P	2010-07-08	2017-01-24
346 SHS TJX COS INC NEW COM	P	2010-08-09	2017-09-27
577 SHS TJX COS INC NEW COM	P	2010-08-09	2017-01-24

Form 990PF Part IV - Capital Gains and Losses for Tax on Investment Income - Columns e - h

(e) Gross sales price	(f) Depreciation allowed (or allowable)	(g) Cost or other basis plus expense of sale	(h) Gain or (loss) (e) plus (f) minus (g)
73,863		23,523	50,340
86,594		27,511	59,083
40,364		13,626	26,738
94,323		34,010	60,313
26,841		18,547	8,294
31,040		16,178	14,862
16,589		4,238	12,351
44,639		10,985	33,654
25,650		7,439	18,211
43,073		12,405	30,668

Form 990PF Part IV - Capital Gains and Losses for Tax on Investment Income - Columns i - l

Complete only for assets showing gain in column (h) and owned by the foundation on 12/31/69			(I) Gains (Col (h) gain minus col (k), but not less than -0-) or Losses (from col (h))
(i) F M V as of 12/31/69	(j) Adjusted basis as of 12/31/69	(k) Excess of col (i) over col (j), if any	
			50,340
			59,083
			26,738
			60,313
			8,294
			14,862
			12,351
			33,654
			18,211
			30,668



Form 990PF Part IV - Capital Gains and Losses for Tax on Investment Income - Columns a - d			
List and describe the kind(s) of property sold (e g , real estate, (a) 2-story brick warehouse, or common stock, 200 shs MLC Co )	(b) How acquired P—Purchase D—Donation	(c) Date acquired (mo , day, yr )	(d) Date sold (mo , day, yr )
1249 SHS MERCK & CO INC NEW COM	P	2010-08-23	2017-01-24
815 SHS FIDELITY NATL INFORMATION SVCS INCCOM	P	2010-10-05	2017-01-24
68 SHS ALPHABET INC CAP STK CL A	P	2011-03-15	2017-01-24
989 SHS MICROSOFT CORP COM	P	2011-03-15	2017-09-27
111 SHS ALPHABET INC CAP STK CL A	P	2011-05-24	2017-09-27
995 SHS ORACLE CORP COM	P	2011-08-22	2017-09-27
395 SHS FORTIVE CORP COM	P	2011-08-22	2017-09-27
499 SHS DANAHER CORP COM	P	2011-08-22	2017-09-27
220 SHS BLACKROCK INC COM	P	2012-02-15	2017-01-24
2179 SHS WELLS FARGO & CO NEW COM	P	2012-02-15	2017-01-24

Form 990PF Part IV - Capital Gains and Losses for Tax on Investment Income - Columns e - h

(e) Gross sales price	(f) Depreciation allowed (or allowable)	(g) Cost or other basis plus expense of sale	(h) Gain or (loss) (e) plus (f) minus (g)
76,386		43,618	32,768
65,181		20,989	44,192
57,715		19,207	38,508
72,784		25,111	47,673
105,413		30,465	74,948
47,848		24,747	23,101
27,617		7,751	19,866
42,418		15,723	26,695
83,923		41,985	41,938
119,781		65,790	53,991

Form 990PF Part IV - Capital Gains and Losses for Tax on Investment Income - Columns i - l

Complete only for assets showing gain in column (h) and owned by the foundation on 12/31/69			(l) Gains (Col (h) gain minus col (k), but not less than -0-) or Losses (from col (h))
(i) F M V as of 12/31/69	(j) Adjusted basis as of 12/31/69	(k) Excess of col (i) over col (j), if any	
			32,768
			44,192
			38,508
			47,673
			74,948
			23,101
			19,866
			26,695
			41,938
			53,991

Form 990PF Part IV - Capital Gains and Losses for Tax on Investment Income - Columns a - d			
List and describe the kind(s) of property sold (e g , real estate, (a) 2-story brick warehouse, or common stock, 200 shs MLC Co )	(b) How acquired P—Purchase D—Donation	(c) Date acquired (mo , day, yr )	(d) Date sold (mo , day, yr )
553 SHS STRYKER CORP COM	P	2012-02-15	2017-10-31
303 SHS STRYKER CORP COM	P	2012-02-15	2017-09-27
1547 SHS JPMORGAN CHASE & CO COM	P	2012-02-15	2017-01-24
850 SHS WELLS FARGO & CO NEW COM	P	2012-02-15	2017-09-27
790 SHS STRYKER CORP COM	P	2012-02-15	2017-01-24
1091 SHS EXPRESS SCRIPTS HLDG CO COM	P	2012-04-02	2017-01-24
595 SHS JPMORGAN CHASE & CO COM	P	2012-05-11	2017-09-27
798 SHS VF CORP COM	P	2012-05-18	2017-01-24
361 SHS ANADARKO PETE CORP COM	P	2012-05-18	2017-09-27
536 SHS FORTIVE CORP COM	P	2012-06-06	2017-01-24

Form 990PF Part IV - Capital Gains and Losses for Tax on Investment Income - Columns e - h			
(e) Gross sales price	Depreciation allowed (f) (or allowable)	Cost or other basis (g) plus expense of sale	Gain or (loss) (h) (e) plus (f) minus (g)
85,675		29,679	55,996
42,466		16,262	26,204
131,227		58,119	73,108
46,198		25,664	20,534
96,253		42,399	53,854
77,630		50,701	26,929
56,611		22,346	34,265
42,002		15,649	26,353
17,687		23,076	-5,389
29,310		12,244	17,066

Form 990PF Part IV - Capital Gains and Losses for Tax on Investment Income - Columns i - l			
Complete only for assets showing gain in column (h) and owned by the foundation on 12/31/69			(I) Gains (Col (h) gain minus col (k), but not less than -0-) or Losses (from col (h))
(i) F M V as of 12/31/69	Adjusted basis (j) as of 12/31/69	Excess of col (i) (k) over col (j), if any	
			55,996
			26,204
			73,108
			20,534
			53,854
			26,929
			34,265
			26,353
			-5,389
			17,066

Form 990PF Part IV - Capital Gains and Losses for Tax on Investment Income - Columns a - d			
List and describe the kind(s) of property sold (e g , real estate, (a) 2-story brick warehouse, or common stock, 200 shs MLC Co )	(b) How acquired P—Purchase D—Donation	(c) Date acquired (mo , day, yr )	(d) Date sold (mo , day, yr )
1072 SHS DANAHER CORP COM	P	2012-06-06	2017-01-24
911 SHS CVS HEALTH CORP COM	P	2012-07-20	2017-01-24
351 SHS CVS HEALTH CORP COM	P	2012-07-20	2017-09-27
1493 SHS ANADARKO PETE CORP COM	P	2012-10-12	2017-06-21
614 SHS PRAXAIR INC COM	P	2012-10-12	2017-01-24
1050 SHS DOLLAR GEN CORP NEW COM	P	2013-01-09	2017-10-31
510 SHS BOEING CO COM	P	2013-01-17	2017-01-24
479 SHS BOEING CO COM	P	2013-01-17	2017-03-06
261 SHS BOEING CO COM	P	2013-02-15	2017-06-21
104 SHS BOEING CO COM	P	2013-02-15	2017-09-27

Form 990PF Part IV - Capital Gains and Losses for Tax on Investment Income - Columns e - h

(e) Gross sales price	(f) Depreciation allowed (or allowable)	(g) Cost or other basis plus expense of sale	(h) Gain or (loss) (e) plus (f) minus (g)
85,726		39,345	46,381
74,606		40,943	33,663
28,407		15,775	12,632
68,169		99,459	-31,290
72,344		60,015	12,329
84,892		45,107	39,785
81,655		38,314	43,341
86,704		35,985	50,719
51,838		19,604	32,234
26,492		7,795	18,697

Form 990PF Part IV - Capital Gains and Losses for Tax on Investment Income - Columns i - l

Complete only for assets showing gain in column (h) and owned by the foundation on 12/31/69			(I) Gains (Col (h) gain minus col (k), but not less than -0-) or Losses (from col (h))
(i) F M V as of 12/31/69	(j) Adjusted basis as of 12/31/69	(k) Excess of col (i) over col (j), if any	
			46,381
			33,663
			12,632
			-31,290
			12,329
			39,785
			43,341
			50,719
			32,234
			18,697

Form 990PF Part IV - Capital Gains and Losses for Tax on Investment Income - Columns a - d			
List and describe the kind(s) of property sold (e g , real estate, (a) 2-story brick warehouse, or common stock, 200 shs MLC Co )	(b) How acquired P—Purchase D—Donation	(c) Date acquired (mo , day, yr )	(d) Date sold (mo , day, yr )
309 SHS CAPITAL ONE FINL CORP COM	P	2013-03-01	2017-09-27
791 SHS CAPITAL ONE FINL CORP COM	P	2013-04-05	2017-01-24
150000 SHS BLACKROCK INC NT5 00% DUE 12/10/2019	P	2013-05-14	2017-05-09
388 SHS DOLLAR GEN CORP NEW COM	P	2013-06-04	2017-09-27
1007 SHS DOLLAR GEN CORP NEW COM	P	2013-06-04	2017-01-24
326 SHS SIMON PPTY GROUP INC NEW COM	P	2013-07-02	2017-01-24
2587 SHS ORACLE CORP COM	P	2013-07-12	2017-01-24
1084 SHS SIMON PPTY GROUP INC NEW COM	P	2013-09-19	2017-07-31
269 SHS HOME DEPOT INC COM	P	2013-11-13	2017-09-27
688 SHS HOME DEPOT INC COM	P	2013-11-13	2017-01-24

**Form 990PF Part IV - Capital Gains and Losses for Tax on Investment Income - Columns e - h**

(e) Gross sales price	(f) Depreciation allowed (or allowable)	(g) Cost or other basis plus expense of sale	(h) Gain or (loss) (e) plus (f) minus (g)
25,873		15,862	10,011
70,317		42,701	27,616
161,920		178,374	-16,454
30,849		17,247	13,602
71,760		49,886	21,874
59,948		49,257	10,691
103,672		80,269	23,403
172,040		160,945	11,095
43,340		20,762	22,578
95,082		53,101	41,981

**Form 990PF Part IV - Capital Gains and Losses for Tax on Investment Income - Columns i - l**

Complete only for assets showing gain in column (h) and owned by the foundation on 12/31/69			(l) Gains (Col (h) gain minus col (k), but not less than -0-) or Losses (from col (h))
(i) F M V as of 12/31/69	(j) Adjusted basis as of 12/31/69	(k) Excess of col (i) over col (j), if any	
			10,011
			27,616
			-16,454
			13,602
			21,874
			10,691
			23,403
			11,095
			22,578
			41,981

Form 990PF Part IV - Capital Gains and Losses for Tax on Investment Income - Columns a - d			
List and describe the kind(s) of property sold (e g , real estate, (a) 2-story brick warehouse, or common stock, 200 shs MLC Co )	(b) How acquired P—Purchase D—Donation	(c) Date acquired (mo , day, yr )	(d) Date sold (mo , day, yr )
325 SHS PEPSICO INC COM	P	2014-02-20	2017-09-27
874 SHS PEPSICO INC COM	P	2014-02-20	2017-01-24
1193 SHS CITIGROUP INC COM NEW	P	2014-02-28	2017-01-24
727 SHS CITIGROUP INC COM NEW	P	2014-02-28	2017-09-27
1134 SHS COLGATE PALMOLIVE CO COM	P	2014-03-17	2017-01-24
1224 SHS COLGATE PALMOLIVE CO COM	P	2014-03-17	2017-03-06
299 SHS COLGATE PALMOLIVE CO COM	P	2014-03-17	2017-09-27
3061 SHS CISCO SYS INC COM	P	2014-04-01	2017-01-24
1404 SHS CISCO SYS INC COM	P	2014-04-01	2017-09-27
82 SHS AMAZON COM INC COM	P	2014-04-30	2017-09-27

Form 990PF Part IV - Capital Gains and Losses for Tax on Investment Income - Columns e - h

(e) Gross sales price	Depreciation allowed (f) (or allowable)	Cost or other basis (g) plus expense of sale	Gain or (loss) (h) (e) plus (f) minus (g)
35,958		18,452	17,506
91,362		68,456	22,906
68,068		58,011	10,057
52,814		31,523	21,291
77,254		73,027	4,227
89,950		78,823	11,127
21,661		19,255	2,406
93,787		71,092	22,695
47,049		31,884	15,165
77,629		24,874	52,755

Form 990PF Part IV - Capital Gains and Losses for Tax on Investment Income - Columns i - l

Complete only for assets showing gain in column (h) and owned by the foundation on 12/31/69			(I) Gains (Col (h) gain minus col (k), but not less than -0-) or Losses (from col (h))
(i) F M V as of 12/31/69	Adjusted basis (j) as of 12/31/69	Excess of col (i) (k) over col (j), if any	
			17,506
			22,906
			10,057
			21,291
			4,227
			11,127
			2,406
			22,695
			15,165
			52,755

Form 990PF Part IV - Capital Gains and Losses for Tax on Investment Income - Columns a - d			
List and describe the kind(s) of property sold (e g , real estate, (a) 2-story brick warehouse, or common stock, 200 shs MLC Co )	(b) How acquired P—Purchase D—Donation	(c) Date acquired (mo , day, yr )	(d) Date sold (mo , day, yr )
102 SHS AMAZON COM INC COM	P	2014-08-08	2017-08-15
944 SHS PRUDENTIAL FINL INC COM	P	2014-08-08	2017-01-24
632 SHS OMNICO GROUP INC COM	P	2014-08-08	2017-01-24
366 SHS PRUDENTIAL FINL INC COM	P	2014-08-08	2017-09-27
244 SHS OMNICO GROUP INC COM	P	2014-08-08	2017-09-27
773 SHS US BANCORP DEL COM NEW	P	2014-08-26	2017-09-27
2007 SHS US BANCORP DEL COM NEW	P	2014-08-26	2017-01-24
554 SHS VISA INC COM CL A	P	2014-09-05	2017-09-27
1421 SHS VISA INC COM CL A	P	2014-09-05	2017-01-24
252 SHS AMAZON COM INC COM	P	2014-10-07	2017-01-24

Form 990PF Part IV - Capital Gains and Losses for Tax on Investment Income - Columns e - h

(e) Gross sales price	(f) Depreciation allowed (or allowable)	(g) Cost or other basis plus expense of sale	(h) Gain or (loss) (e) plus (f) minus (g)
100,359		32,231	68,128
100,369		82,100	18,269
54,415		44,731	9,684
39,113		31,831	7,282
18,270		17,270	1,000
41,867		32,533	9,334
104,058		85,271	18,787
57,385		24,819	32,566
118,364		75,922	42,442
206,929		80,252	126,677

Form 990PF Part IV - Capital Gains and Losses for Tax on Investment Income - Columns i - l

Complete only for assets showing gain in column (h) and owned by the foundation on 12/31/69			(l) Gains (Col (h) gain minus col (k), but not less than -0-) or Losses (from col (h))
(i) F M V as of 12/31/69	(j) Adjusted basis as of 12/31/69	(k) Excess of col (i) over col (j), if any	
			68,128
			18,269
			9,684
			7,282
			1,000
			9,334
			18,787
			32,566
			42,442
			126,677

Form 990PF Part IV - Capital Gains and Losses for Tax on Investment Income - Columns a - d			
List and describe the kind(s) of property sold (e g , real estate, (a) 2-story brick warehouse, or common stock, 200 shs MLC Co )	(b) How acquired P—Purchase D—Donation	(c) Date acquired (mo , day, yr )	(d) Date sold (mo , day, yr )
400000 SHS WELLS FARGO & CO NEW SR UNSECD NT5 625% DUE 12/11/2017	P	2014-10-08	2017-12-11
250000 SHS MORGAN STANLEY SR NT F4 75% DUE 03/22/2017	P	2014-10-08	2017-03-22
100000 SHS FEDERAL NATL MTG ASSN1 25% DUE 01/30/2017	P	2014-10-08	2017-01-30
1822 SHS COMCAST CORP CL A	P	2014-11-12	2017-01-24
1403 SHS COMCAST CORP CL A	P	2014-11-12	2017-09-27
185000 SHS AT&T INC GLBL NT3 00% DUE 02/15/2022	P	2015-01-12	2017-05-09
1288 SHS MEDTRONIC PLC SHS	P	2015-01-27	2017-01-24
502 SHS MEDTRONIC PLC SHS	P	2015-01-27	2017-09-27
183 SHS ALLERGAN PLC SHS	P	2015-02-24	2017-09-27
380 SHS JOHNSON & JOHNSON COM	P	2015-02-26	2017-09-27

Form 990PF Part IV - Capital Gains and Losses for Tax on Investment Income - Columns e - h

(e) Gross sales price	(f) Depreciation allowed (or allowable)	(g) Cost or other basis plus expense of sale	(h) Gain or (loss) (e) plus (f) minus (g)
400,000		456,780	-56,780
250,000		269,365	-19,365
100,000		101,157	-1,157
134,314		97,916	36,398
53,579		37,296	16,283
184,836		184,275	561
95,422		99,112	-3,690
38,886		38,629	257
38,342		53,110	-14,768
49,321		29,477	19,844

Form 990PF Part IV - Capital Gains and Losses for Tax on Investment Income - Columns i - l

Complete only for assets showing gain in column (h) and owned by the foundation on 12/31/69			(l) Gains (Col (h) gain minus col (k), but not less than -0-) or Losses (from col (h))
(i) F M V as of 12/31/69	(j) Adjusted basis as of 12/31/69	(k) Excess of col (i) over col (j), if any	
			-56,780
			-19,365
			-1,157
			36,398
			16,283
			561
			-3,690
			257
			-14,768
			19,844

Form 990PF Part IV - Capital Gains and Losses for Tax on Investment Income - Columns a - d			
List and describe the kind(s) of property sold (e g , real estate, (a) 2-story brick warehouse, or common stock, 200 shs MLC Co )	(b) How acquired P—Purchase D—Donation	(c) Date acquired (mo , day, yr )	(d) Date sold (mo , day, yr )
848 SHS JOHNSON & JOHNSON COM	P	2015-02-26	2017-01-24
1069 SHS AMERICAN EXPRESS CO COM	P	2015-03-06	2017-01-24
3691 SHS GENERAL ELEC CO COM	P	2015-03-16	2017-01-24
1499 SHS DELL TECHNOLOGIES INC COM CL V	P	2015-03-16	2017-02-17
1422 SHS GENERAL ELEC CO COM	P	2015-03-16	2017-09-27
225 SHS AMERICAN EXPRESS CO COM	P	2015-04-27	2017-09-27
1682 SHS AMERICAN EXPRESS CO COM	P	2015-04-27	2017-03-22
222 SHS ALPHABET INC CAP STK CL C	P	2015-06-04	2017-01-24
298 SHS EOG RES INC COM	P	2015-06-24	2017-09-27
486 SHS EOG RES INC COM	P	2015-06-24	2017-01-24

Form 990PF Part IV - Capital Gains and Losses for Tax on Investment Income - Columns e - h

(e) Gross sales price	Depreciation allowed (f) (or allowable)	Cost or other basis (g) plus expense of sale	Gain or (loss) (h) (e) plus (f) minus (g)
94,903		87,234	7,669
82,898		85,787	-2,889
110,764		93,455	17,309
96,914		70,753	26,161
34,783		24,500	10,283
20,133		17,429	2,704
130,958		132,440	-1,482
182,929		119,068	63,861
28,938		26,451	2,487
50,326		43,138	7,188

Form 990PF Part IV - Capital Gains and Losses for Tax on Investment Income - Columns i - l

Complete only for assets showing gain in column (h) and owned by the foundation on 12/31/69			(l) Gains (Col (h) gain minus col (k), but not less than -0-) or Losses (from col (h))
(i) F M V as of 12/31/69	Adjusted basis (j) as of 12/31/69	Excess of col (i) (k) over col (j), if any	
			7,669
			-2,889
			17,309
			26,161
			10,283
			2,704
			-1,482
			63,861
			2,487
			7,188



Form 990PF Part IV - Capital Gains and Losses for Tax on Investment Income - Columns a - d			
List and describe the kind(s) of property sold (e g , real estate, (a) 2-story brick warehouse, or common stock, 200 shs MLC Co )	(b) How acquired P—Purchase D—Donation	(c) Date acquired (mo , day, yr )	(d) Date sold (mo , day, yr )
166 SHS THERMO FISHER CORP COM	P	2015-07-14	2017-09-27
401 SHS THERMO FISHER CORP COM	P	2015-07-14	2017-01-24
1155 SHS ANADARKO PETE CORP COM	P	2015-07-29	2017-01-24
1491 SHS AUTOMATIC DATA PROCESSING INC COM	P	2015-07-31	2017-01-24
193 SHS NEXTERA ENERGY INC COM	P	2015-08-12	2017-09-27
499 SHS NEXTERA ENERGY INC COM	P	2015-08-12	2017-01-24
470 SHS ALLERGAN PLC SHS	P	2015-08-24	2017-01-24
2563 SHS MICROSOFT CORP COM	P	2015-08-27	2017-01-24
1313 SHS KINDER MORGAN INC DEL COM	P	2015-11-04	2017-09-27
3308 SHS KINDER MORGAN INC DEL COM	P	2015-11-04	2017-01-24

Form 990PF Part IV - Capital Gains and Losses for Tax on Investment Income - Columns e - h

(e) Gross sales price	(f) Depreciation allowed (or allowable)	(g) Cost or other basis plus expense of sale	(h) Gain or (loss) (e) plus (f) minus (g)
31,151		22,709	8,442
56,697		54,857	1,840
82,613		85,719	-3,106
153,572		110,808	42,764
28,288		20,918	7,370
59,329		54,084	5,245
100,366		137,636	-37,270
162,520		105,116	57,404
25,379		35,195	-9,816
74,693		88,671	-13,978

Form 990PF Part IV - Capital Gains and Losses for Tax on Investment Income - Columns i - l

Complete only for assets showing gain in column (h) and owned by the foundation on 12/31/69			(l) Gains (Col (h) gain minus col (k), but not less than -0-) or Losses (from col (h))
(i) F M V as of 12/31/69	(j) Adjusted basis as of 12/31/69	(k) Excess of col (i) over col (j), if any	
			8,442
			1,840
			-3,106
			42,764
			7,370
			5,245
			-37,270
			57,404
			-9,816
			-13,978

Form 990PF Part IV - Capital Gains and Losses for Tax on Investment Income - Columns a - d			
List and describe the kind(s) of property sold (e g , real estate, (a) 2-story brick warehouse, or common stock, 200 shs MLC Co )	(b) How acquired P—Purchase D—Donation	(c) Date acquired (mo , day, yr )	(d) Date sold (mo , day, yr )
266 SHS UNION PAC CORP COM	P	2015-11-11	2017-09-27
690 SHS UNION PAC CORP COM	P	2015-11-11	2017-01-24
380 SHS CIGNA CORP COM	P	2015-12-04	2017-01-24
146 SHS CIGNA CORP COM	P	2015-12-04	2017-09-27
1205 SHS MACYS INC COM	P	2016-02-03	2017-01-24
4075 SHS MACYS INC COM	P	2016-02-03	2017-04-12
2987 SHS ANADARKO PETE CORP COM	P	2016-03-04	2017-11-14
150000 SHS VERIZON COMMUNICATIONS INC SR NT3 50% DUE 11/01/2021	P	2016-03-21	2017-05-09
1000 SHS ISHARES RUSSELL 1000 VALUE ETF	P	2016-04-14	2017-01-24
37030 SHS JPMORGAN CHASE & CO ALERIAN MLPINDEX ETN	P	2016-04-14	2017-11-14

Form 990PF Part IV - Capital Gains and Losses for Tax on Investment Income - Columns e - h

(e) Gross sales price	Depreciation allowed (f) (or allowable)	Cost or other basis (g) plus expense of sale	Gain or (loss) (h) (e) plus (f) minus (g)
30,709		22,637	8,072
74,728		58,721	16,007
55,999		53,311	2,688
26,751		20,482	6,269
35,977		48,680	-12,703
118,764		164,622	-45,858
143,820		162,585	-18,765
154,491		158,913	-4,422
113,012		100,187	12,825
975,817		1,035,039	-59,222

Form 990PF Part IV - Capital Gains and Losses for Tax on Investment Income - Columns i - l

Complete only for assets showing gain in column (h) and owned by the foundation on 12/31/69			(I) Gains (Col (h) gain minus col (k), but not less than -0-) or Losses (from col (h))
(i) F M V as of 12/31/69	Adjusted basis (j) as of 12/31/69	Excess of col (i) (k) over col (j), if any	
			8,072
			16,007
			2,688
			6,269
			-12,703
			-45,858
			-18,765
			-4,422
			12,825
			-59,222

Form 990PF Part IV - Capital Gains and Losses for Tax on Investment Income - Columns a - d

List and describe the kind(s) of property sold (e g , real estate, (a) 2-story brick warehouse, or common stock, 200 shs MLC Co )	(b) How acquired P—Purchase D—Donation	(c) Date acquired (mo , day, yr )	(d) Date sold (mo , day, yr )
1403 SHS ALLERGAN PLC SHS	P	2016-05-11	2017-11-14
86 SHS BLACKROCK INC COM	P	2016-06-17	2017-09-27
22104 332 SHS ANGEL OAK MULTI-STRATEGY INCOMEFUND CLASS I	P	2016-06-27	2017-11-14
114680 619 SHS VIRTUS SEIX FLOATING RATE HIGHINCOME	P	2016-06-27	2017-09-27
66431 798 SHS ANGEL OAK MULTI-STRATEGY INCOMEFUND CLASS I	P	2016-06-27	2017-09-27
898 SHS MCKESSON CORP COM	P	2016-07-01	2017-11-14
117 SHS MCKESSON CORP COM	P	2016-07-01	2017-09-27
300 SHS MCKESSON CORP COM	P	2016-07-01	2017-01-24
821 SHS WALGREENS BOOTS ALLIANCE INC COM	P	2016-07-14	2017-01-24
625 SHS QUALCOMM INC COM	P	2016-07-21	2017-09-27

Form 990PF Part IV - Capital Gains and Losses for Tax on Investment Income - Columns e - h

(e) Gross sales price	(f) Depreciation allowed (or allowable)	(g) Cost or other basis plus expense of sale	(h) Gain or (loss) (e) plus (f) minus (g)
241,173		365,549	-124,376
37,462		29,416	8,046
249,985		242,935	7,050
1,000,000		970,205	29,795
750,000		732,107	17,893
122,263		169,656	-47,393
18,162		22,104	-3,942
44,452		56,678	-12,226
66,745		69,010	-2,265
32,042		37,467	-5,425

Form 990PF Part IV - Capital Gains and Losses for Tax on Investment Income - Columns i - l

Complete only for assets showing gain in column (h) and owned by the foundation on 12/31/69			(l) Gains (Col (h) gain minus col (k), but not less than -0-) or Losses (from col (h))
(i) F M V as of 12/31/69	(j) Adjusted basis as of 12/31/69	(k) Excess of col (i) over col (j), if any	
			-124,376
			8,046
			7,050
			29,795
			17,893
			-47,393
			-3,942
			-12,226
			-2,265
			-5,425

**Form 990PF Part IV - Capital Gains and Losses for Tax on Investment Income - Columns a - d**

List and describe the kind(s) of property sold (e g , real estate, (a) 2-story brick warehouse, or common stock, 200 shs MLC Co )	(b) How acquired P—Purchase D—Donation	(c) Date acquired (mo , day, yr )	(d) Date sold (mo , day, yr )
2784 SHS WALGREENS BOOTS ALLIANCE INC COM	P	2016-08-22	2017-06-21
773 SHS AMERICAN TOWER CORPORATION	P	2016-09-29	2017-01-24
301 SHS AMERICAN TOWER CORPORATION	P	2016-09-29	2017-09-27
28735 632 SHS VIRTUS SEIX FLOATING RATE HIGHINCOME	P	2016-10-04	2017-11-14
3690 SHS ISHARES CORE S&P 500 ETF	P	2016-10-05	2017-05-09
136 SHS PIONEER NAT RES CO COM	P	2016-11-03	2017-01-24
1251 SHS QUALCOMM INC COM	P	2016-11-18	2017-01-24
13500 SHS ISHARES CORE S&P SMALL-CAP ETF	P	2017-01-24	2017-09-27
8880 SHS ISHARES CORE S&P MID-CAP ETF	P	2017-01-25	2017-09-27
150 SHS PIONEER NAT RES CO COM	P	2017-02-01	2017-09-27

**Form 990PF Part IV - Capital Gains and Losses for Tax on Investment Income - Columns e - h**

(e) Gross sales price	(f) Depreciation allowed (or allowable)	(g) Cost or other basis plus expense of sale	(h) Gain or (loss) (e) plus (f) minus (g)
217,212		232,668	-15,456
80,737		87,849	-7,112
40,608		34,208	6,400
249,985		248,854	1,131
891,015		801,203	89,812
24,707		23,493	1,214
68,849		84,293	-15,444
987,128		910,660	76,468
1,575,395		1,512,400	62,995
22,220		26,941	-4,721

**Form 990PF Part IV - Capital Gains and Losses for Tax on Investment Income - Columns i - l**

Complete only for assets showing gain in column (h) and owned by the foundation on 12/31/69			(l) Gains (Col (h) gain minus col (k), but not less than -0-) or Losses (from col (h))
(i) F M V as of 12/31/69	(j) Adjusted basis as of 12/31/69	(k) Excess of col (i) over col (j), if any	
			-15,456
			-7,112
			6,400
			1,131
			89,812
			1,214
			-15,444
			76,468
			62,995
			-4,721

**Form 990PF Part IV - Capital Gains and Losses for Tax on Investment Income - Columns a - d**

List and describe the kind(s) of property sold (e g , real estate, (a) 2-story brick warehouse, or common stock, 200 shs MLC Co )	(b) How acquired P—Purchase D—Donation	(c) Date acquired (mo , day, yr )	(d) Date sold (mo , day, yr )
144 SHS ADOBE SYS INC COM	P	2017-04-12	2017-09-27
54076 382 SHS TWEEDY BROWNE GLOBAL VALUE FUND #1	P	2017-05-09	2017-07-17
240 SHS HONEYWELL INTERNATIONAL INC COM	P	2017-06-21	2017-09-27
1470 SHS VANGUARD INDEX FDS S&P 500 ETF	P	2017-09-27	2017-11-14
1250000 SHS US TREASURY BILL DUE 12/14/2017	P	2017-10-03	2017-12-14
1678 SHS EXPEDIA INC DEL COM NEW	P	2017-10-24	2017-11-14
3856 SHS VANGUARD INDEX FDS S&P 500 ETF	P	2017-11-14	2017-12-18

**Form 990PF Part IV - Capital Gains and Losses for Tax on Investment Income - Columns e - h**

(e) Gross sales price	(f) Depreciation allowed (or allowable)	(g) Cost or other basis plus expense of sale	(h) Gain or (loss) (e) plus (f) minus (g)
21,034		18,634	2,400
1,512,502		1,424,015	88,487
33,493		32,310	1,183
347,819		336,816	11,003
1,247,725		1,247,724	1
205,302		252,154	-46,852
954,873		912,412	42,461

**Form 990PF Part IV - Capital Gains and Losses for Tax on Investment Income - Columns i - l**

Complete only for assets showing gain in column (h) and owned by the foundation on 12/31/69			(l) Gains (Col (h) gain minus col (k), but not less than -0-) or Losses (from col (h))
(i) F M V as of 12/31/69	(j) Adjusted basis as of 12/31/69	(k) Excess of col (i) over col (j), if any	
			2,400
			88,487
			1,183
			11,003
			1
			-46,852
			42,461

Form 990PF Part VIII Line 1 - List all officers, directors, trustees, foundation managers and their compensation				
(a) Name and address	Title, and average hours per week (b) devoted to position	(c) Compensation (If not paid, enter -0-)	(d) Contributions to employee benefit plans and deferred compensation	Expense account, (e) other allowances
DAVID S NEWHALL	DIRECTOR 1 00	0	0	0
57 POST STREET SUITE 510 SAN FRANCISCO, CA 94104				
ANGELICA C SIMMONS	PRESIDENT / DIRECTOR 1 00	0	0	0
57 POST STREET SUITE 510 SAN FRANCISCO, CA 94104				
ROGER B NEWHALL	TREASURER / DIRECTOR 1 00	0	0	0
57 POST STREET SUITE 510 SAN FRANCISCO, CA 94104				
ANTHONY NEWHALL	DIRECTOR 1 00	0	0	0
57 POST STREET SUITE 510 SAN FRANCISCO, CA 94104				
SCOTT F DUNHAM	SECRETARY / TREASURER 1 00	0	0	0
57 POST STREET SUITE 510 SAN FRANCISCO, CA 94104				
CAROLINE CONROY	DIRECTOR 1 00	0	0	0
57 POST STREET SUITE 510 SAN FRANCISCO, CA 94104				
FRANCINE WOODS	DIRECTOR 1 00	0	0	0
57 POST STREET SUITE 510 SAN FRANCISCO, CA 94104				
MARION HILL	DIRECTOR 1 00	0	0	0
57 POST STREET SUITE 510 SAN FRANCISCO, CA 94104				
PRUDENCE J NOON	DIRECTOR 1 00	0	0	0
57 POST STREET SUITE 510 SAN FRANCISCO, CA 94104				
GEORGE NEWHALL	DIRECTOR 1 00	0	0	0
57 POST STREET SUITE 510 SAN FRANCISCO, CA 94104				
DONNA CHESEBROUGH	VICE PRESIDENT / DIRECTOR 1 00	0	0	0
57 POST STREET SUITE 510 SAN FRANCISCO, CA 94104				
NATASHA HUNT	DIRECTOR 1 00	0	0	0
57 POST STREET SUITE 510 SAN FRANCISCO, CA 94104				
JENNIFER PONT	DIRECTOR 1 00	0	0	0
57 POST STREET SUITE 510 SAN FRANCISCO, CA 94104				


**Form 990PF Part XV Line 3 - Grants and Contributions Paid During the Year or Approved for Future Payment**

Recipient	If recipient is an individual, show any relationship to any foundation manager or substantial contributor	Foundation status of recipient	Purpose of grant or contribution	Amount
Name and address (home or business)				
<b>a</b> <i>Paid during the year</i>				
AAUW SANTA CLARITA VALLEY BRANCH PO BOX 800354 VALENCIA, CA 91380	NONE	PC	FOR TECH TREK CAMP SCHOLARSHIPS	6,500
AMERICAN DIABETES ASSOCIATION OF GREATER LOS ANGELES 611 WILSHIRE BLVD SUITE 900 LOS ANGELES, CA 90017	NONE	PC	FOR THE DIABETES PREVENTION CAMP	15,000
BAY AREA WILDERNESS TRAINING 1050 EAST 8TH STREET OAKLAND, CA 94606	NONE	PC	FOR LEADERSHIP TRAINING IN OUTDOOR EDUCATION PROGRAMS	25,000
BIG BROTHERS BIG SISTERS OF THE BAY AREA 649 MISSION STREET 5TH FLOOR SAN FRANCISCO, CA 94105	NONE	PC	FOR THE MENTORSHIP PROGRAM FOR AT RISK YOUTH	25,000
BOXTALES THEATRE COMPANY PO BOX 91521 SANTA BARBARA, CA 93190	NONE	PC	FOR ARTS EDUCATION PROGRAMS IN SANTA MARIA VALLEY SCHOOLS	5,000
<b>Total . . . . . ▶</b> <b>3a</b>				1,979,000

Form 990PF Part XV Line 3 - Grants and Contributions Paid During the Year or Approved for Future Payment				
Recipient	If recipient is an individual, show any relationship to any foundation manager or substantial contributor	Foundation status of recipient	Purpose of grant or contribution	Amount
Name and address (home or business)				
<b>a</b> <i>Paid during the year</i>				
BOYS & GIRLS CLUB SANTA CLARA VALLEY PO BOX 12 SANTA PAULA, CA 93061	NONE	PC	FOR THE FILLMORE CLUBHOUSE ART PROGRAM	9,000
BOYS & GIRLS CLUB SANTA CLARA VALLEY PO BOX 12 SANTA PAULA, CA 93061	NONE	PC	FOR THE PIRU CLUBHOUSE ART PROGRAM	12,000
BOYS & GIRLS CLUB SANTA CLARITA VALLEY PO BOX 220639 SANTA CLARITA, CA 91322	NONE	PC	FOR MOTIVATING DONOR GIVING AT THE 2017 AUCTION	20,000
BOYS & GIRLS CLUB SANTA CLARITA VALLEY PO BOX 220639 SANTA CLARITA, CA 91322	NONE	PC	FOR CORE PROGRAM AND ROBOTICS PROGRAM	30,000
BOYS & GIRLS CLUB OF SANTA MARIA VALLEY 901 N RAILROAD AVENUE SANTA MARIA, CA 93458	NONE	PC	FOR THE SUMMER BRAIN GAIN PROGRAM	25,000
<b>Total . . . . . ▶</b> <b>3a</b>				1,979,000





Form 990PF Part XV Line 3 - Grants and Contributions Paid During the Year or Approved for Future Payment				
Recipient	If recipient is an individual, show any relationship to any foundation manager or substantial contributor	Foundation status of recipient	Purpose of grant or contribution	Amount
Name and address (home or business)				
<b>a</b> <i>Paid during the year</i>				
CALIFORNIA 4-H FOUNDATION 2801 SECOND STREET DAVIS, CA 95618	NONE	PC	FOR THE MERCED COUNTY 4-H FUND DEVELOPMENT PROGRAM	25,000
CALIFORNIA POLY STATE SAN LUIS OBISPO COLLEGE OF AGRICULTURE SAN LUIS OBISPO, CA 93407	NONE	PC	FOR THE NEWHALL INTERNSHIP PROGRAM	50,000
CALIFORNIA STATE UNIVERSITY FRESNO 2910 E BARSTOW AVENUE FRESNO, CA 93740	NONE	GOVERNMENT	FOR AGRICULTURE & TECHNOLOGY STUDENT SCHOLARSHIPS	25,000
CANAL BASEBALL ACADEMY 35 ROBINHOOD DRIVE SAN RAFAEL, CA 94901	NONE	PC	FOR YEAR-ROUND BASEBALL INSTRUCTION, SKILLS CAMP AND GAMES	8,000
CENTRAL COAST AQUARIUMPO BOX 460 AVILA BEACH, CA 93424	NONE	PC	FOR CONSTRUCTION OF AN OUTDOOR CLASSROOM	20,000
<b>Total . . . . .</b> ► <b>3a</b>				1,979,000

Form 990PF Part XV Line 3 - Grants and Contributions Paid During the Year or Approved for Future Payment				
Recipient	If recipient is an individual, show any relationship to any foundation manager or substantial contributor	Foundation status of recipient	Purpose of grant or contribution	Amount
Name and address (home or business)				
<b>a</b> <i>Paid during the year</i>				
CENTRAL COAST RESCUE MISSION 1297 N MCCLELLAND STREET SANTA MARIA, CA 93454	NONE	PC	FOR THE RESCUE S O S AND EMERGENCY FOOD PROGRAMS	15,000
CHILD ABUSE LISTENING MEDIATION 210 EAST ENOS DRIVE SUITE A SANTA MARIA, CA 93454	NONE	PC	FOR THE CHILD ABUSE/FAMILY VIOLENCE COUNSELING PROGRAM	20,000
CHILDREN'S RESOURCE NETWORK-CENTRAL COAST PO BOX 454 PISMO BEACH, CA 93448	NONE	PC	FOR DISTRIBUTION OF CLOTHING AND SCHOOL SUPPLIES	20,000
CITY SURF PROJECT 78 FORTUNA STREET SAN FRANCISCO, CA 94115	NONE	PC	FOR THE SCHOLASTIC PROGRAM OF SURFING AND ENVIRONMENTAL EDUCATION	20,000
CLINIC BY THE BAY 4877 MISSION STREET SAN FRANCISCO, CA 94112	NONE	PC	FOR THE HEALTH COACHING FOR PATIENTS WITH CHRONIC DISEASES	20,000
<b>Total</b> . . . . . 				1,979,000
<b>3a</b>				

Form 990PF Part XV Line 3 - Grants and Contributions Paid During the Year or Approved for Future Payment				
Recipient	If recipient is an individual, show any relationship to any foundation manager or substantial contributor	Foundation status of recipient	Purpose of grant or contribution	Amount
Name and address (home or business)				
<b>a</b> <i>Paid during the year</i>				
COLLEGE OF THE CANYONS FOUNDATION 26455 ROCKWELL CANYON RD SANTA CLARITA, CA 91355	NONE	PC	FOR THE FIRST YEAR PROMISE PROGRAM	28,000
COMMUNITY COUNSELING CENTER 1129 MARSH STREET SAN LUIS OBISPO, CA 93401	NONE	PC	FOR THE SANTA MARIA CLINIC MENTAL HEALTH SERVICES	17,000
CURRY SENIOR CENTER 333 TURK STREET SAN FRANCISCO, CA 94102	NONE	PC	FOR THE CLIENT ASSISTANCE FUND	15,000
CUYAMA VALLEY FAMILY RESOURCE CENTER PO BOX 5 4689 HIWAY 166 NEW CUYAMA, CA 93254	NONE	PC	FOR THE FAMILY EMPOWERMENT PROGRAMS FOR CUYAMA VALLEY RESIDENTS	25,000
SAMUEL DIXON FAMILY HEALTH CENTERS INC 2515 AVENUE STANFORD VALENCIA, CA 91355	NONE	PC	FOR THE 15TH ANNUAL RUBBER DUCKY FESTIVAL	30,000
<b>Total . . . . .</b> <b>3a</b>				1,979,000


Form 990PF Part XV Line 3 - Grants and Contributions Paid During the Year or Approved for Future Payment				
Recipient	If recipient is an individual, show any relationship to any foundation manager or substantial contributor	Foundation status of recipient	Purpose of grant or contribution	Amount
Name and address (home or business)				
<b>a</b> <i>Paid during the year</i>				
DOMESTIC VIOLENCE CENTER OF SANTA CLARITA PO BOX 220037 NEWHALL, CA 91322	NONE	PC	FOR THE TEEN DATING VIOLENCE OUTREACH PROGRAM	15,000
DONORSCHOOSE.ORG 134 W 37TH STREET NEW YORK, NY 10018	NONE	PC	FOR CLASSROOM PROJECTS IN PUBLIC SCHOOLS	20,000
ENVIRONMENTAL TRAVELING COMPANIONS FORT MASON CENTER BLDG C SAN FRANCISCO, CA 94123	NONE	PC	FOR THE YOUTH LEAD PROGRAM	25,000
FAMILY PROMISE OF SANTA CLARITA VALLEY 18565 SOLEDAD CANYON ROAD 133 CANYON COUNTRY, CA 93448	NONE	PC	FOR EXPANDING COUNSELING SERVICES AND DONOR SUPPORT	10,000
FIGHTING BACK SANTA MARIA VALLEY 201 S MILLER STREET SUITE 209 SANTA MARIA, CA 93454	NONE	PC	FOR PROGRAMS TO IMPROVE THE EDUCATIONAL OUTCOMES OF FOSTER CARE STUDENTS	11,000
<b>Total . . . . . ▶</b> <b>3a</b>				1,979,000

Form 990PF Part XV Line 3 - Grants and Contributions Paid During the Year or Approved for Future Payment				
Recipient	If recipient is an individual, show any relationship to any foundation manager or substantial contributor	Foundation status of recipient	Purpose of grant or contribution	Amount
Name and address (home or business)				
<b>a</b> <i>Paid during the year</i>				
FILLMORE HIGH SCHOOL 555 CENTRAL AVENUE FILLMORE, CA 93015	NONE	GOVERNMENT	FOR THE SCHOLARSHIP PROGRAM FOR COLLEGE-BOUND GRADUATES	48,000
FIREBAUGH HIGH SCHOOL 1976 MORRIS KYLE DRIVE FIREBAUGH, CA 93622	NONE	GOVERNMENT	FOR THE SCHOLARSHIP PROGRAM FOR COLLEGE-BOUND GRADUATES	48,000
FOOD BANK OF SANTA BARBARA COUNTY 4554 HOLLISTER AVENUE SANTA BARBARA, CA 93110	NONE	PC	FOR SANTA MARIA VALLEY FOOD PURCHASES AND EDUCATION PROGRAMS	25,000
FOUNDATION CENTER 312 SUTTER STREET SUITE 606 SAN FRANCISCO, CA 94108	NONE	PC	FOR THE SAN FRANCISCO LIBRARY AND LEARNING CENTER	2,500
FUTURE LEADERS OF AMERICA 110 S LINCOLN STREET SUITE 207 SANTA MARIA, CA 93454	NONE	PC	FOR THE YOUTH LEADERSHIP AND EDUCATION PROJECT	15,000
<b>Total</b> . . . . . 				1,979,000
<b>3a</b>				


Form 990PF Part XV Line 3 - Grants and Contributions Paid During the Year or Approved for Future Payment				
Recipient	If recipient is an individual, show any relationship to any foundation manager or substantial contributor	Foundation status of recipient	Purpose of grant or contribution	Amount
Name and address (home or business)				
<b>a</b> <i>Paid during the year</i>				
GIBBON CONSERVATION CENTER PO BOX 800249 SANTA CLARITA, CA 91380	NONE	PC	FOR A PROTOTYPE ENCLOSURE FOR THE JAVAN GIBBONS	20,000
GIRLVENTURES3543 18TH STREET 18 SAN FRANCISCO, CA 94110	NONE	PC	FOR OUTDOOR EDUCATION PROGRAM SCHOLARSHIPS	20,000
GOOD SAMARITAN FAMILY RESOURCE CENTER 1294 POTRERO AVENUE SAN FRANCISCO, CA 94110	NONE	PC	FOR THE VISION ACADEMY AFTERSCHOOL PROGRAMS	15,000
GOOD SHEPHERD GRACENTER 1310 BACON STREET SAN FRANCISCO, CA 94134	NONE	PC	FOR A CHALLENGE GRANT TO MOTIVATE DONOR GIVING	10,000
GUADALUPE KIDS COME FIRST FOUNDATION PO BOX 788 GUADALUPE, CA 93434	NONE	PC	FOR THE AVID MATH AND SCIENCE TUTORING PROGRAM	9,000
<b>Total</b> . . . . . 				1,979,000
<b>3a</b>				

**Form 990PF Part XV Line 3 - Grants and Contributions Paid During the Year or Approved for Future Payment**

Recipient	If recipient is an individual, show any relationship to any foundation manager or substantial contributor	Foundation status of recipient	Purpose of grant or contribution	Amount
Name and address (home or business)				
<b>a</b> <i>Paid during the year</i>				
HART MUSEUM AND RANCH 24151 NEWHALL AVENUE NEWHALL, CA 91321	NONE	PC	FOR THE HART YOUTH SILENT FILMMAKING WORKSHOP	9,000
HART MUSEUM AND RANCH 24151 NEWHALL AVENUE NEWHALL, CA 91321	NONE	PC	FOR THE SCHOOL AND TEACHER PROGRAMS	10,000
HART UNION HIGH SCHOOL DISTRICT 21515 CENTRE POINTE PARKWAY SANTA CLARITA, CA 91350	NONE	GOVERNMENT	FOR THE SCHOLARSHIP PROGRAM FOR COLLEGE-BOUND GRADUATES	298,000
HEARING AND SPEECH CENTER 1234 DIVISADERO STREET SAN FRANCISCO, CA 94115	NONE	PC	FOR THE HEALTH THROUGH HEARING PROGRAM FOR SENIORS	20,000
HOMES 4 FAMILIES 21031 VENTURA BLVD SUITE 610 WOODLAND HILLS, CA 91364	NONE	PC	FOR THERAPEUTIC PROGRAMS FOR CHILDREN OF MILITARY FAMILIES	15,000
<b>Total . . . . .</b> ► <b>3a</b>				1,979,000

Form 990PF Part XV Line 3 - Grants and Contributions Paid During the Year or Approved for Future Payment				
Recipient	If recipient is an individual, show any relationship to any foundation manager or substantial contributor	Foundation status of recipient	Purpose of grant or contribution	Amount
Name and address (home or business)				
<b>a</b> <i>Paid during the year</i>				
JUST COMMUNITIES 1528 CHAPALA STREET SUITE 308 SANTA BARBARA, CA 93101	NONE	PC	FOR LEADERSHIP DEVELOPMENT WORKSHOPS	30,000
THE LAND CONSERVANCYPO BOX 12206 SAN LUIS OBISPO, CA 93401	NONE	PC	FOR THE CONSERVATION EASEMENT OF THE ALAMO RANCH	25,000
LIFE LEARNING ACADEMY 651 8TH STREET BLDG 229 SAN FRANCISCO, CA 94130	NONE	PC	FOR THE CONSTRUCTION APPRENTICESHIP PROGRAM	25,000
MARIAN REGIONAL MEDICAL CENTER FOUNDATION 1400 EAST CHURCH STREET SANTA MARIA, CA 93454	NONE	PC	FOR THE PEDIATRIC EMERGENCY SERVICES EXPANSION PROGRAM	50,000
MISSION GRADUATES 3040 16TH STREET SAN FRANCISCO, CA 94103	NONE	PC	FOR THE MISSION COMMUNITY BEACON PROGRAM	25,000
<b>Total</b> . . . . . 				1,979,000
<b>3a</b>				




Form 990PF Part XV Line 3 - Grants and Contributions Paid During the Year or Approved for Future Payment				
Recipient	If recipient is an individual, show any relationship to any foundation manager or substantial contributor	Foundation status of recipient	Purpose of grant or contribution	Amount
Name and address (home or business)				
<b>a</b> <i>Paid during the year</i>				
NEW DOOR VENTURES 3221 20TH STREET SAN FRANCISCO, CA 94110	NONE	PC	FOR THE NEW DOOR ACADEMY GED PROGRAM	25,000
OAK OF THE GOLDEN DREAM QUESTERS #381 PO BOX 175 CASTAIC, CA 91310	NONE	PC	FOR THE WHEELCHAIR LIFT FOR THE PARDEE HOUSE RESTORATION	30,000
OASIS SENIOR CENTER 420 SOARES AVENUE ORCUTT, CA 93455	NONE	PC	FOR SENIOR SOCIAL, EDUCATIONAL AND CULTURAL PROGRAMS	10,000
ONE STEP A LA VEZPO BOX 192 FILLMORE, CA 93016	NONE	PC	FOR TEEN-AFTER-SCHOOL PROGRAM	20,000
PLANNED PARENTHOOD CALIFORNIA CENTRAL COAST 518 GARDEN STREET SANTA BARBARA, CA 93101	NONE	PC	FOR EDUCATIONAL PROGRAMMING IN SANTA MARIA VALLEY	20,000
<b>Total</b> . . . . . 				1,979,000
<b>3a</b>				

**Form 990PF Part XV Line 3 - Grants and Contributions Paid During the Year or Approved for Future Payment**

Recipient	If recipient is an individual, show any relationship to any foundation manager or substantial contributor	Foundation status of recipient	Purpose of grant or contribution	Amount
Name and address (home or business)				
<b>a</b> <i>Paid during the year</i>				
POINT BLUE CONSERVATION SCIENCE 3820 CYPRESS DRIVE SUITE 11 PETALUMA, CA 94954	NONE	PC	FOR THE RESTORING A WATERSHED PROGRAM	25,000
PROJECT COMMOTION 2095 HARRISON STREET SAN FRANCISCO, CA 94110	NONE	PC	FOR THE KIDS IN MOTION PROGRAM	5,000
PROJECT KINDLE 27203 GOLDEN WILLOW WAY CANYON COUNTRY, CA 91387	NONE	PC	FOR THE CAMP KINDLE DAY CAMP	7,500
REDWOOD EMPIRE FOOD BANK 3990 BRICKWAY BLVD SANTA ROSA, CA 95403	NONE	PC	FOR EMERGENCY HELP TO FIRE EVACUEES	17,500
SAN CAYETANO ELEMENTARY SCHOOL 514 MOUNTAIN VIEW STREET FILLMORE, CA 93015	NONE	GOVERNMENT	FOR THE SCHOOL ART PROGRAM	8,500
<b>Total . . . . . ▶</b> <b>3a</b>				1,979,000

Form 990PF Part XV Line 3 - Grants and Contributions Paid During the Year or Approved for Future Payment				
Recipient	If recipient is an individual, show any relationship to any foundation manager or substantial contributor	Foundation status of recipient	Purpose of grant or contribution	Amount
Name and address (home or business)				
<b>a</b> <i>Paid during the year</i>				
SAN FRANCISCO BOTANICAL GARDEN SOCIETY 1199 NINTH AVENUE SAN FRANCISCO, CA 94122	NONE	PC	FOR THE YOUTH EDUCATION PROGRAM	25,000
SAN FRANCISCO CONSERVATORY OF MUSIC 50 OAK STREET SAN FRANCISCO, CA 94102	NONE	PC	FOR THE CONSERVATORY IN THE SCHOOLS PROGRAM	25,000
SAN FRANCISCO YOUTH THEATRE 113 BARTLETT STREET SAN FRANCISCO, CA 94110	NONE	PC	FOR THE PERFORMING ARTS PROGRAM	25,000
SANTA BARBARA MARITIME MUSEUM 113 HARBOR WAY SUITE 190 SAN BARBARA, CA 93109	NONE	PC	FOR MARINE SCIENCE EDUCATION PROGRAMS	22,500
SANTA CLARITA VALLEY EDUCATION FOUNDATION PO BOX 221295 SANTA CLARITA, CA 91322	NONE	PC	FOR THE BAG OF BOOKS PROGRAM	5,000
<b>Total . . . . . ▶</b> <b>3a</b>				1,979,000

Form 990PF Part XV Line 3 - Grants and Contributions Paid During the Year or Approved for Future Payment				
Recipient	If recipient is an individual, show any relationship to any foundation manager or substantial contributor	Foundation status of recipient	Purpose of grant or contribution	Amount
Name and address (home or business)				
<b>a</b> <i>Paid during the year</i>				
SANTA CLARITA VALLEY YOUTH ORCHESTRA 16654 SOLEDAD CANYON RD SUITE 348 SANTA CLARITA, CA 91387	NONE	PC	FOR THE NEW INSTRUMENTAL TRAINING CLASSES	10,000
SANTA MARIA FUTURE FARMERS OF AMERICA 901 SOUTH BROADWAY SANTA MARIA, CA 93455	NONE	PC	FOR CHAPTER AND STATE YOUTH LEADERSHIP PROGRAMS	14,000
SANTA MARIA HUMANE SOCIETY 1687 W STOWELL ROAD SANTA MARIA, CA 93458	NONE	PC	FOR THE KENNEL COACH PROGRAM	31,000
SANTA MARIA JOINT UNION HIGH SCHOOL 2560 SKYWAY DRIVE SANTA MARIA, CA 93455	NONE	GOVERNMENT	FOR SCHOLARSHIP PROGRAM FOR COLLEGE-BOUND GRADUATES	144,000
SANTA MARIA VALLEY YMCA 3400 SKYWAY DRIVE SANTA MARIA, CA 93455	NONE	PC	FOR THE RISEUP PILOT PROGRAM	25,000
<b>Total . . . . .</b> <b>3a</b>				1,979,000

Form 990PF Part XV Line 3 - Grants and Contributions Paid During the Year or Approved for Future Payment				
Recipient	If recipient is an individual, show any relationship to any foundation manager or substantial contributor	Foundation status of recipient	Purpose of grant or contribution	Amount
Name and address (home or business)				
<b>a</b> <i>Paid during the year</i>				
SAUGUS UNION SCHOOL DISTRICT 24939 AVENUE STANFORD SANTA CLARITA, CA 91355	NONE	GOVERNMENT	FOR THE STEAM PROGRAMS AT 15 SCHOOL SITES	25,500
SINGLE MOTHERS OUTREACH OF SANTA CLARITA 23780 NEWHALL AVENUE NEWHALL, CA 91321	NONE	PC	FOR THE FAMILIES FIRST PROGRAM TO HELP SINGLE PARENT FAMILIES	15,000
SONOMA COUNTY ANIMAL SERVICES 1247 CENTURY COURT SANTA ROSA, CA 95403	NONE	PC	FOR EMERGENCY HELP TO FIRE EVACUEES	17,500
SPARK SAN FRANCISCO BAY AREA 555 DE HARO STREET SUITE 330 SAN FRANCISCO, CA 94107	NONE	PC	FOR THE WORKPLACE-BASED MENTORING PROGRAM	20,000
SUNSET YOUTH SERVICES 3918 JUDAH STREET SAN FRANCISCO, CA 94122	NONE	PC	FOR THE TRAUMA INFORMED YOUTH DEVELOPMENT PROGRAM	20,000
<b>Total</b> . . . . . 				1,979,000
<b>3a</b>				

Form 990PF Part XV Line 3 - Grants and Contributions Paid During the Year or Approved for Future Payment				
Recipient	If recipient is an individual, show any relationship to any foundation manager or substantial contributor	Foundation status of recipient	Purpose of grant or contribution	Amount
Name and address (home or business)				
<b>a</b> <i>Paid during the year</i>				
TRANSITIONS-MENTAL HEALTH ASSN PO BOX 15408 SAN LUIS OBISPO, CA 93406	NONE	PC	FOR THE SANTA MARIA GROWING GROUNDS VOCATIONAL ADVANCEMENT PROGRAM	40,000
TRIUMPH FOUNDATION 17186 HICKEY RIDGE COURT CANYON COUNTRY, CA 91387	NONE	PC	FOR THE NEWLY PARALYZED SUPPORT PROGRAM	15,000
WOMEN'S ECONOMIC VENTURES 333 S SALINAS STREET SANTA BARBARA, CA 93103	NONE	PC	FOR THE EN ESPAOL BUSINESS TRAINING AND LOAN PROGRAM	20,000
<b>Total . . . . .</b> ► <b>3a</b>				1,979,000

**TY 2017 Accounting Fees Schedule**

**Name:** THE HENRY MAYO NEWHALL FOUNDATION  
C/O KRAMER BLUM AND ASSOCIATES INC

**EIN:** 94-6073084

**Accounting Fees Schedule**

Category	Amount	Net Investment Income	Adjusted Net Income	Disbursements for Charitable Purposes
ACCOUNTING FEES	15,866	11,899		3,967

**TY 2017 Distribution from Corpus Election**

**Name:** THE HENRY MAYO NEWHALL FOUNDATION  
C/O KRAMER BLUM AND ASSOCIATES INC

**EIN:** 94-6073084

**Election:** SEC. 53.4942(A)-3(D)(2) ELECTIONORGANIZATION HEREBY  
ELECTS UNDER IRC REG. SECTION 53-4942(A)-3(D)(2)TO TREAT  
\$190,386 OF THE QUALIFYING DISTRIBUTIONS FOR 2007 AS  
HAVINGBEEN DISTRIBUTED OUT OF CORPUS.



## TY 2017 Investments Corporate Bonds Schedule

**Name:** THE HENRY MAYO NEWHALL FOUNDATION

C/O KRAMER BLUM AND ASSOCIATES INC

**EIN:** 94-6073084

### Investments Corporate Bonds Schedule

Name of Bond	End of Year Book Value	End of Year Fair Market Value
300,000 VISA INC 2.8% 12/14/22	307,703	303,956
300,000 COCA COLA COMPANY 3.165% 11/15/20	311,675	307,964
300,000 WAL-MART STORES 3.25% 10/25/20	310,919	309,124
300,000 MORGAN STANLEY 5.625% 9/23/19	320,162	316,249
250,000 ORACLE 2.25% 10/8/19	250,449	251,018
300,000 GENERAL ELECTRIC 3.15% 11/1/21	312,320	304,768
200,000 PEPSICO INCORPORATED 2.85% 2/24/26	198,001	198,065
300,000 STRYKER CORP 2.625% 9/23/19	304,427	300,730
200,000 COMCAST CORPORATION 3.125% 7/15/22	208,676	204,507
400,000 GOLDMAN SACHS 6.15% 4/1/18	408,235	404,014
400,000 JP MORGAN CHASE CO 6% 1/15/18	408,601	400,477
250,000 INTEL CORPORATION 3.3% 10/1/21	256,411	258,691
150,000 ORACLE CORPORATION 3.625% 7/15/23	160,668	157,364
150,000 PEPSICO INC 4.5% 1/15/20	157,285	156,948
300,000 BANK OF AMERICA 2.6% 1/15/19	302,540	301,177
150,000 EL DU PONT DE NEMOURS 5.25% 12/15/16	154,022	153,220
300,000 WALT DISNEY CO 3.15% 9/17/25	304,955	304,630
250,000 MICROSOFT CORP 3.625% 9/15/23	262,143	262,986
115,000 AT&T INC 3% 2/15/22	114,550	115,331
100,000 COMCAST CORPORATION 3.75% 8/15/25	103,346	102,572

**Investments Corporate Bonds Schedule**

<b>Name of Bond</b>	<b>End of Year Book Value</b>	<b>End of Year Fair Market Value</b>
375,000 PFIZER INC 3.4% 5/15/24	390,430	389,708
100,000 LEHMAN BROS HLDG	0	4,500
250,000 BLACKROCK INC 5% 12/10/19	264,586	262,644
250,000 VERIZON COMMUNICATIONS 3.5% 11/1/21	260,807	257,269

**TY 2017 Investments Corporate Stock Schedule****Name:** THE HENRY MAYO NEWHALL FOUNDATION

C/O KRAMER BLUM AND ASSOCIATES INC

**EIN:** 94-6073084

<b>Name of Stock</b>	<b>End of Year Book Value</b>	<b>End of Year Fair Market Value</b>
117 ALPHABET INC CLASS A (FKA GOOGLE CLASS A)	30,633	123,248
1,869 OMNICOM GROUP INC	132,283	136,119
1,130 CHEVRON CORP	130,851	141,465
579 ALLIANCE DATA SYSTEMS	32,288	146,765
866 BOEING CO	64,912	255,392
4,573 JP MORGAN	149,982	489,037
1,729 EXPEDIA INC	211,942	207,082
6,526 WELLS FARGO & CO	232,623	395,932
10,773 COMCAST CORP	120,288	431,459
1,478 NEXTERA ENERGY INC	156,768	230,849
11,647 CISCO SYSTEMS INC	237,786	446,081
6,031 CITIGROUP INC	287,709	448,767
2,090 UNITED HEALTH GROUP INC	49,641	460,761
3,694 MERCK & CO INC.	101,486	207,861
3,082 ANADARKO PETROLEUM CORP	150,155	165,318
2,374 CAPITAL ONE FINANCIAL	121,868	236,403
1,449 ALLERGAN PLC	249,500	237,027
1,884 UNITED TECHNOLOGIES	96,781	240,342
1,268 THERMO FISHER SCNTFC	168,811	240,768
2,251 EOG RESOURCES INC	199,759	242,905
3,297 EXPRESS SCRIPTS INC	135,267	246,088
2,364 VF CORP	43,137	174,936
4,259 VISA INC.	238,255	485,611
2,261 COLGATE-PALMOLIVE CO	150,586	170,592
2,403 FIDELITY NATL INFO SVCS	41,344	226,098
1,281 PIONEER NATURAL RESOURCES	204,754	221,421
2,875 TJX COS INC.	125,318	219,823
2,979 FORTIVE CORPORATION	112,320	215,531
1,699 AMERICAN EXPRESS COMPANY	112,008	168,728
3,147 JOHNSON & JOHNSON	259,118	439,699

Name of Stock	End of Year Book Value	End of Year Fair Market Value
1,129 CIGNA CORP	158,389	229,289
1,774 STRYKER CORP	92,712	274,686
2,496 PEPSICO INCORPORATED	182,773	299,320
2,193 FISERV INC.	52,934	287,568
1,814 PRAXAIR INC	144,400	280,590
3,923 INTERCONTINENTAL EXC	268,574	276,807
2,039 UNION PACIFIC CORP	119,857	273,430
2,057 AETNA INC	54,164	371,062
2,312 AUTO DATA PROCESSING	85,376	270,943
3,859 MEDTRONIC INC	164,742	311,614
4,138 DANAHER CORP DEL	161,865	384,089
2,809 PRUDENTIAL FINANCIAL INC	234,812	322,979
2,061 HOME DEPOT INC	157,586	390,621
1,930 DOLLAR GENERAL CORP	82,911	179,509
5,935 U S BANCORP	196,200	317,997
2,539 DOWDUPONT INC	183,029	180,828
8,084 APPLE COMPUTER INC	102,413	1,368,054
7,598 MICROSOFT CORP	189,014	649,933
2,410 HONEYWELL INTL INC	313,626	369,598
10,088 KINDER MORGAN INC	183,311	182,290
744 ALPHABET INC CLASS C (FKA GOOGLE CLASS C)	350,678	778,522
660 BLACKROCK INC	147,093	339,049
679 AMAZON.COM INC	277,989	794,070
7,638 ORACLE CORPORATION	143,267	361,125
5,185 QUALCOMM INC	273,269	331,944
1,084 ADOBE SYSTEMS INC	133,443	189,960
2,693 CVS CAREMARK INC	72,747	195,243

**TY 2017 Investments Government Obligations Schedule**

**Name:** THE HENRY MAYO NEWHALL FOUNDATION  
C/O KRAMER BLUM AND ASSOCIATES INC

**EIN:** 94-6073084

**US Government Securities - End  
of Year Book Value:**

2,098,580

**US Government Securities - End  
of Year Fair Market Value:**

2,093,083

**State & Local Government  
Securities - End of Year Book  
Value:**

0

**State & Local Government  
Securities - End of Year Fair  
Market Value:**

0

## TY 2017 Investments - Other Schedule

**Name:** THE HENRY MAYO NEWHALL FOUNDATION  
C/O KRAMER BLUM AND ASSOCIATES INC

**EIN:** 94-6073084

### Investments Other Schedule 2

Category/ Item	Listed at Cost or FMV	Book Value	End of Year Fair Market Value
720 VANGUARD S&P 500 ETF	AT COST	164,971	176,609
314,694.137 RIDGEWORTH SEIX FLOAT RATE HIGH INC	AT COST	2,700,942	2,740,987
2,765 AMERICAN TOWER CORP	AT COST	318,596	394,483
3,060 VANGUARD SMALL CAP ETF	AT COST	428,231	452,268
4,100 ISHARES RUSSELL MID CAP GROWTH ETF	AT COST	398,806	494,624
21,960 UBS E TRACS ALERIAN MLP	AT COST	503,708	531,212
88,711.414 ANGEL OAK MULTI STRATEGY INC	AT COST	974,958	998,003
8,220 VANGUARD MID CAP ETF	AT COST	1,198,974	1,272,292
60,167.558 HARDING LOEVNER INST EMRG MKTS CL 1	AT COST	1,120,015	1,360,388
76,942.856 VULCAN VALUE PARTNERS SMALL CAP	AT COST	1,250,000	1,510,388
126,908.08 AT MID CAP EQTY FD INST	AT COST	1,465,056	1,764,022
1,010 SPDR S&P 400 ETF	AT COST	95,758	348,864
55,808.414 HARBOR INTERNATIONAL FUND INST CL	AT COST	3,722,531	3,768,184

**TY 2017 Other Expenses Schedule**

**Name:** THE HENRY MAYO NEWHALL FOUNDATION  
C/O KRAMER BLUM AND ASSOCIATES INC

**EIN:** 94-6073084

**Other Expenses Schedule**

Description	Revenue and Expenses per Books	Net Investment Income	Adjusted Net Income	Disbursements for Charitable Purposes
BANK CHARGES	138	138		0
FILING FEES	160	0		160
OFFICE EXPENSES	3,766	0		3,766
INSURANCE	2,990	0		2,990

**TY 2017 Other Increases Schedule**

**Name:** THE HENRY MAYO NEWHALL FOUNDATION  
C/O KRAMER BLUM AND ASSOCIATES INC

**EIN:** 94-6073084

Description	Amount
GRANTS REFUNDED	9,213



**TY 2017 Other Professional Fees Schedule**

**Name:** THE HENRY MAYO NEWHALL FOUNDATION  
C/O KRAMER BLUM AND ASSOCIATES INC

**EIN:** 94-6073084

Category	Amount	Net Investment Income	Adjusted Net Income	Disbursements for Charitable Purposes
INVESTMENT MANAGEMENT FEES	198,466	198,466		0
MANAGEMENT FEES	137,419	0		137,419
OUTSIDE SERVICES	341	0		341

**TY 2017 Taxes Schedule**

**Name:** THE HENRY MAYO NEWHALL FOUNDATION  
C/O KRAMER BLUM AND ASSOCIATES INC

**EIN:** 94-6073084

Category	Amount	Net Investment Income	Adjusted Net Income	Disbursements for Charitable Purposes
FEDERAL INCOME TAXES	73,000	0		0
FOREIGN TAXES WITHHELD	2,283	2,283		0