

| Part II Balance Sheets | | Attached schedules and amounts in the description column should be for end-of-year amounts only (See instructions) | | | Beginning of year | End of year | |
|-----------------------------|--|---|----------------|-----------------------|-------------------|-------------|--|
| | | (a) Book Value | (b) Book Value | (c) Fair Market Value | | | |
| Assets | 1 | Cash—non-interest-bearing | | 4,087 | 1,849 | 1,849 | |
| | 2 | Savings and temporary cash investments | | 501,237 | 695,012 | 695,012 | |
| | 3 | Accounts receivable ▶ <u>525,080</u> | | | | | |
| | | Less allowance for doubtful accounts ▶ _____ | | 1,174,145 | 525,080 | 525,080 | |
| | 4 | Pledges receivable ▶ _____ | | | | | |
| | | Less allowance for doubtful accounts ▶ _____ | | | | | |
| | 5 | Grants receivable | | | | | |
| | 6 | Receivables due from officers, directors, trustees, and other disqualified persons (attach schedule) (see instructions) | | | | | |
| | 7 | Other notes and loans receivable (attach schedule) ▶ <u>7,000,000</u> | | | | | |
| | | Less allowance for doubtful accounts ▶ _____ | | 7,000,000 | 7,000,000 | | |
| | 8 | Inventories for sale or use | | | | | |
| | 9 | Prepaid expenses and deferred charges | | 47,032 | 45,750 | 45,750 | |
| | 10a | Investments—U S and state government obligations (attach schedule) | | | | | |
| | b | Investments—corporate stock (attach schedule) | | | | | |
| | c | Investments—corporate bonds (attach schedule) | | | | | |
| | 11 | Investments—land, buildings, and equipment basis ▶ _____ | | | | | |
| | Less accumulated depreciation (attach schedule) ▶ _____ | | | | | | |
| 12 | Investments—mortgage loans | | | | | | |
| 13 | Investments—other (attach schedule) | | 218,620,262 | 221,625,015 | 253,425,621 | | |
| 14 | Land, buildings, and equipment basis ▶ <u>217,776</u> | | | | | | |
| | Less accumulated depreciation (attach schedule) ▶ <u>168,104</u> | | 65,952 | 49,672 | 49,672 | | |
| 15 | Other assets (describe ▶ _____) | | 16,805 | 16,805 | 16,805 | | |
| 16 | Total assets (to be completed by all filers—see the instructions Also, see page 1, item I) | | 220,429,520 | 229,959,183 | 261,759,789 | | |
| Liabilities | 17 | Accounts payable and accrued expenses | | 183,646 | 135,751 | | |
| | 18 | Grants payable | | 100,000 | 11,000 | | |
| | 19 | Deferred revenue | | | | | |
| | 20 | Loans from officers, directors, trustees, and other disqualified persons | | | | | |
| | 21 | Mortgages and other notes payable (attach schedule) | | | | | |
| | 22 | Other liabilities (describe ▶ _____) | | 12,425 | | | |
| | 23 | Total liabilities (add lines 17 through 22) | | 296,071 | 146,751 | | |
| Net Assets or Fund Balances | Foundations that follow SFAS 117, check here ▶ <input checked="" type="checkbox"/> and complete lines 24 through 26 and lines 30 and 31. | | | | | | |
| | 24 | Unrestricted | | 220,133,449 | 229,812,432 | | |
| | 25 | Temporarily restricted | | | | | |
| | 26 | Permanently restricted | | | | | |
| | Foundations that do not follow SFAS 117, check here ▶ <input type="checkbox"/> and complete lines 27 through 31. | | | | | | |
| | 27 | Capital stock, trust principal, or current funds | | | | | |
| | 28 | Paid-in or capital surplus, or land, bldg , and equipment fund | | | | | |
| | 29 | Retained earnings, accumulated income, endowment, or other funds | | | | | |
| 30 | Total net assets or fund balances (see instructions) | | 220,133,449 | 229,812,432 | | | |
| 31 | Total liabilities and net assets/fund balances (see instructions) . | | 220,429,520 | 229,959,183 | | | |

Part III Analysis of Changes in Net Assets or Fund Balances

| | | | |
|----------|--|----------|-------------|
| 1 | Total net assets or fund balances at beginning of year—Part II, column (a), line 30 (must agree with end-of-year figure reported on prior year's return) | 1 | 220,133,449 |
| 2 | Enter amount from Part I, line 27a | 2 | 11,737,775 |
| 3 | Other increases not included in line 2 (itemize) ▶ _____ | 3 | |
| 4 | Add lines 1, 2, and 3 | 4 | 231,871,224 |
| 5 | Decreases not included in line 2 (itemize) ▶ _____ | 5 | 2,058,792 |
| 6 | Total net assets or fund balances at end of year (line 4 minus line 5)—Part II, column (b), line 30 . | 6 | 229,812,432 |

Part IV Capital Gains and Losses for Tax on Investment Income

| (a) List and describe the kind(s) of property sold (e g , real estate, 2-story brick warehouse, or common stock, 200 shs MLC Co) | (b) How acquired P—Purchase D—Donation | (c) Date acquired (mo , day, yr) | (d) Date sold (mo , day, yr) |
|---|---|---|-------------------------------------|
| 1a See Additional Data Table | | | |
| b | | | |
| c | | | |
| d | | | |
| e | | | |

| (e) Gross sales price | (f) Depreciation allowed (or allowable) | (g) Cost or other basis plus expense of sale | (h) Gain or (loss) (e) plus (f) minus (g) |
|------------------------------------|---|--|---|
| a See Additional Data Table | | | |
| b | | | |
| c | | | |
| d | | | |
| e | | | |

| Complete only for assets showing gain in column (h) and owned by the foundation on 12/31/69 | | | (l) Gains (Col (h) gain minus col (k), but not less than -0-) or Losses (from col (h)) |
|---|---|--|---|
| (i) F M V as of 12/31/69 | (j) Adjusted basis as of 12/31/69 | (k) Excess of col (i) over col (j), if any | |
| a See Additional Data Table | | | |
| b | | | |
| c | | | |
| d | | | |
| e | | | |

| | | | |
|---|---|----------|------------|
| 2 Capital gain net income or (net capital loss) | <div> <div>If gain, also enter in Part I, line 7</div> <div>If (loss), enter -0- in Part I, line 7</div> </div> | 2 | 18,572,196 |
| 3 Net short-term capital gain or (loss) as defined in sections 1222(5) and (6) If gain, also enter in Part I, line 8, column (c) (see instructions) If (loss), enter -0- in Part I, line 8 | | 3 | |

Part V Qualification Under Section 4940(e) for Reduced Tax on Net Investment Income

(For optional use by domestic private foundations subject to the section 4940(a) tax on net investment income)

If section 4940(d)(2) applies, leave this part blank

Was the foundation liable for the section 4942 tax on the distributable amount of any year in the base period?



Yes



No

If "Yes," the foundation does not qualify under section 4940(e) Do not complete this part

1 Enter the appropriate amount in each column for each year, see instructions before making any entries

| (a) Base period years Calendar year (or tax year beginning in) | (b) Adjusted qualifying distributions | (c) Net value of noncharitable-use assets | (d) Distribution ratio (col (b) divided by col (c)) |
|--|--|--|---|
| 2016 | 9,868,882 | 220,413,027 | 0 04477 |
| 2015 | 12,117,851 | 236,043,632 | 0 05134 |
| 2014 | 12,920,260 | 238,362,742 | 0 05420 |
| 2013 | 11,029,048 | 203,342,441 | 0 05424 |
| 2012 | 9,426,649 | 159,952,107 | 0 05893 |
| 2 Total of line 1, column (d) | | | 2 0 263488 |
| 3 Average distribution ratio for the 5-year base period—divide the total on line 2 by 5, or by the number of years the foundation has been in existence if less than 5 years | | | 3 0 052698 |
| 4 Enter the net value of noncharitable-use assets for 2017 from Part X, line 5 | | | 4 246,240,585 |
| 5 Multiply line 4 by line 3 | | | 5 12,976,386 |
| 6 Enter 1% of net investment income (1% of Part I, line 27b) | | | 6 220,441 |
| 7 Add lines 5 and 6 | | | 7 13,196,827 |
| 8 Enter qualifying distributions from Part XII, line 4 | | | 8 11,515,024 |

If line 8 is equal to or greater than line 7, check the box in Part VI, line 1b, and complete that part using a 1% tax rate See the Part VI instructions

Part VI Excise Tax Based on Investment Income (Section 4940(a), 4940(b), 4940(e), or 4948—see instructions)

| | | | |
|-----------|---|-----------|---------|
| 1a | Exempt operating foundations described in section 4940(d)(2), check here <input type="checkbox"/> and enter "N/A" on line 1 Date of ruling or determination letter _____ (attach copy of letter if necessary—see instructions) | | |
| b | Domestic foundations that meet the section 4940(e) requirements in Part V, check here <input type="checkbox"/> and enter 1% of Part I, line 27b | 1 | 440,883 |
| c | All other domestic foundations enter 2% of line 27b. Exempt foreign organizations enter 4% of Part I, line 12, col (b) | | |
| 2 | Tax under section 511 (domestic section 4947(a)(1) trusts and taxable foundations only. Others enter -0-) | 2 | |
| 3 | Add lines 1 and 2. | 3 | 440,883 |
| 4 | Subtitle A (income) tax (domestic section 4947(a)(1) trusts and taxable foundations only. Others enter -0-) | 4 | |
| 5 | Tax based on investment income. Subtract line 4 from line 3. If zero or less, enter -0- | 5 | 440,883 |
| 6 | Credits/Payments | | |
| a | 2017 estimated tax payments and 2016 overpayment credited to 2017 | 6a | 649,619 |
| b | Exempt foreign organizations—tax withheld at source | 6b | |
| c | Tax paid with application for extension of time to file (Form 8868) | 6c | |
| d | Backup withholding erroneously withheld | 6d | |
| 7 | Total credits and payments. Add lines 6a through 6d. | 7 | 649,619 |
| 8 | Enter any penalty for underpayment of estimated tax. Check here <input checked="" type="checkbox"/> if Form 2220 is attached | 8 | |
| 9 | Tax due. If the total of lines 5 and 8 is more than line 7, enter amount owed | 9 | |
| 10 | Overpayment. If line 7 is more than the total of lines 5 and 8, enter the amount overpaid | 10 | 208,736 |
| 11 | Enter the amount of line 10 to be Credited to 2018 estimated tax <input type="checkbox"/> 208,736 Refunded <input type="checkbox"/> | 11 | |

Part VII-A Statements Regarding Activities

| | Yes | No |
|--|-----------|-----|
| 1a During the tax year, did the foundation attempt to influence any national, state, or local legislation or did it participate or intervene in any political campaign? | 1a | No |
| b Did it spend more than \$100 during the year (either directly or indirectly) for political purposes (see Instructions for definition)? <i>If the answer is "Yes" to 1a or 1b, attach a detailed description of the activities and copies of any materials published or distributed by the foundation in connection with the activities</i> | 1b | No |
| c Did the foundation file Form 1120-POL for this year? | 1c | No |
| d Enter the amount (if any) of tax on political expenditures (section 4955) imposed during the year (1) On the foundation <input type="checkbox"/> \$ _____ (2) On foundation managers <input type="checkbox"/> \$ _____ | | |
| e Enter the reimbursement (if any) paid by the foundation during the year for political expenditure tax imposed on foundation managers <input type="checkbox"/> \$ _____ | | |
| 2 Has the foundation engaged in any activities that have not previously been reported to the IRS? <i>If "Yes," attach a detailed description of the activities</i> | 2 | No |
| 3 Has the foundation made any changes, not previously reported to the IRS, in its governing instrument, articles of incorporation, or bylaws, or other similar instruments? <i>If "Yes," attach a conformed copy of the changes</i> | 3 | No |
| 4a Did the foundation have unrelated business gross income of \$1,000 or more during the year? | 4a | No |
| b If "Yes," has it filed a tax return on Form 990-T for this year? | 4b | No |
| 5 Was there a liquidation, termination, dissolution, or substantial contraction during the year? <i>If "Yes," attach the statement required by General Instruction T</i> | 5 | No |
| 6 Are the requirements of section 508(e) (relating to sections 4941 through 4945) satisfied either • By language in the governing instrument, or • By state legislation that effectively amends the governing instrument so that no mandatory directions that conflict with the state law remain in the governing instrument? | 6 | Yes |
| 7 Did the foundation have at least \$5,000 in assets at any time during the year? <i>If "Yes," complete Part II, col (c), and Part XV</i> | 7 | Yes |
| 8a Enter the states to which the foundation reports or with which it is registered (see instructions) <input type="checkbox"/> CA _____ | | |
| b If the answer is "Yes" to line 7, has the foundation furnished a copy of Form 990-PF to the Attorney General (or designate) of each state as required by General Instruction G? <i>If "No," attach explanation</i> . | 8b | Yes |
| 9 Is the foundation claiming status as a private operating foundation within the meaning of section 4942(j)(3) or 4942(j)(5) for calendar year 2017 or the taxable year beginning in 2017 (see instructions for Part XIV)? <i>If "Yes," complete Part XIV</i> | 9 | No |
| 10 Did any persons become substantial contributors during the tax year? <i>If "Yes," attach a schedule listing their names and addresses</i> | 10 | No |

Part VII-A Statements Regarding Activities (continued)

| | | | | |
|-----------|--|-----------|------------|-----------|
| 11 | At any time during the year, did the foundation, directly or indirectly, own a controlled entity within the meaning of section 512(b)(13)? If "Yes," attach schedule (see instructions). | 11 | | No |
| 12 | Did the foundation make a distribution to a donor advised fund over which the foundation or a disqualified person had advisory privileges? If "Yes," attach statement (see instructions) | 12 | | No |
| 13 | Did the foundation comply with the public inspection requirements for its annual returns and exemption application? Website address www.ldgfund.org | 13 | Yes | |
| 14 | The books are in care of Nancy Kami Telephone no (415) 771-1717 | | | |

Located at **1 Montgomery Street 3440 SAN FRANCISCO CA**ZIP+4 **94104**

| | | | | |
|-----------|--|-----------|------------|-----------|
| 15 | Section 4947(a)(1) nonexempt charitable trusts filing Form 990-PF in lieu of Form 1041 —Check here <input type="checkbox"/> and enter the amount of tax-exempt interest received or accrued during the year 15 | | | |
| 16 | At any time during calendar year 2017, did the foundation have an interest in or a signature or other authority over a bank, securities, or other financial account in a foreign country? See instructions for exceptions and filing requirements for FinCEN Form 114, Report of Foreign Bank and Financial Accounts (FBAR). If "Yes," enter the name of the foreign country ▶ | 16 | Yes | No |

Part VII-B Statements Regarding Activities for Which Form 4720 May Be Required**File Form 4720 if any item is checked in the "Yes" column, unless an exception applies.**

| | | | | |
|-----------|--|-----------|------------|-----------|
| 1a | During the year did the foundation (either directly or indirectly) | | Yes | No |
| (1) | Engage in the sale or exchange, or leasing of property with a disqualified person? <input type="checkbox"/> Yes <input checked="" type="checkbox"/> No | | | |
| (2) | Borrow money from, lend money to, or otherwise extend credit to (or accept it from) a disqualified person? <input type="checkbox"/> Yes <input checked="" type="checkbox"/> No | | | |
| (3) | Furnish goods, services, or facilities to (or accept them from) a disqualified person? <input type="checkbox"/> Yes <input checked="" type="checkbox"/> No | | | |
| (4) | Pay compensation to, or pay or reimburse the expenses of, a disqualified person? <input type="checkbox"/> Yes <input checked="" type="checkbox"/> No | | | |
| (5) | Transfer any income or assets to a disqualified person (or make any of either available for the benefit or use of a disqualified person)? <input type="checkbox"/> Yes <input checked="" type="checkbox"/> No | | | |
| (6) | Agree to pay money or property to a government official? (Exception. Check "No" if the foundation agreed to make a grant to or to employ the official for a period after termination of government service, if terminating within 90 days). <input type="checkbox"/> Yes <input checked="" type="checkbox"/> No | | | |
| b | If any answer is "Yes" to 1a(1)–(6), did any of the acts fail to qualify under the exceptions described in Regulations section 53.4941(d)-3 or in a current notice regarding disaster assistance (see instructions)? <input type="checkbox"/> Organizations relying on a current notice regarding disaster assistance check here. <input type="checkbox"/> | 1b | | No |
| c | Did the foundation engage in a prior year in any of the acts described in 1a, other than excepted acts, that were not corrected before the first day of the tax year beginning in 2017? <input type="checkbox"/> | 1c | | No |
| 2 | Taxes on failure to distribute income (section 4942) (does not apply for years the foundation was a private operating foundation defined in section 4942(j)(3) or 4942(j)(5)) | | | |
| a | At the end of tax year 2017, did the foundation have any undistributed income (lines 6d and 6e, Part XIII) for tax year(s) beginning before 2017? <input type="checkbox"/> Yes <input checked="" type="checkbox"/> No If "Yes," list the years ▶ 20____, 20____, 20____, 20____ | | | |
| b | Are there any years listed in 2a for which the foundation is not applying the provisions of section 4942(a)(2) (relating to incorrect valuation of assets) to the year's undistributed income? (If applying section 4942(a)(2) to all years listed, answer "No" and attach statement—see instructions). <input type="checkbox"/> | 2b | | No |
| c | If the provisions of section 4942(a)(2) are being applied to any of the years listed in 2a, list the years here ▶ 20____, 20____, 20____, 20____ | | | |
| 3a | Did the foundation hold more than a 2% direct or indirect interest in any business enterprise at any time during the year? <input type="checkbox"/> Yes <input checked="" type="checkbox"/> No | | | |
| b | If "Yes," did it have excess business holdings in 2017 as a result of (1) any purchase by the foundation or disqualified persons after May 26, 1969, (2) the lapse of the 5-year period (or longer period approved by the Commissioner under section 4943(c)(7)) to dispose of holdings acquired by gift or bequest, or (3) the lapse of the 10-, 15-, or 20-year first phase holding period? (Use Schedule C, Form 4720, to determine if the foundation had excess business holdings in 2017). <input type="checkbox"/> | 3b | | No |
| 4a | Did the foundation invest during the year any amount in a manner that would jeopardize its charitable purposes? | 4a | | No |
| b | Did the foundation make any investment in a prior year (but after December 31, 1969) that could jeopardize its charitable purpose that had not been removed from jeopardy before the first day of the tax year beginning in 2017? | 4b | | No |

Part VII-B Statements Regarding Activities for Which Form 4720 May Be Required (Continued)

| | | | | |
|-----------|--|---|-----------|-----------|
| 5a | During the year did the foundation pay or incur any amount to | | | |
| | (1) Carry on propaganda, or otherwise attempt to influence legislation (section 4945(e))? | <input type="checkbox"/> Yes <input checked="" type="checkbox"/> No | | |
| | (2) Influence the outcome of any specific public election (see section 4955), or to carry on, directly or indirectly, any voter registration drive? | <input type="checkbox"/> Yes <input checked="" type="checkbox"/> No | | |
| | (3) Provide a grant to an individual for travel, study, or other similar purposes? | <input type="checkbox"/> Yes <input checked="" type="checkbox"/> No | | |
| | (4) Provide a grant to an organization other than a charitable, etc., organization described in section 4945(d)(4)(A)? (see instructions). | <input type="checkbox"/> Yes <input checked="" type="checkbox"/> No | | |
| | (5) Provide for any purpose other than religious, charitable, scientific, literary, or educational purposes, or for the prevention of cruelty to children or animals? | <input type="checkbox"/> Yes <input checked="" type="checkbox"/> No | | |
| b | If any answer is "Yes" to 5a(1)–(5), did any of the transactions fail to qualify under the exceptions described in Regulations section 53.4945 or in a current notice regarding disaster assistance (see instructions)? | <input type="checkbox"/> | 5b | No |
| c | If the answer is "Yes" to question 5a(4), does the foundation claim exemption from the tax because it maintained expenditure responsibility for the grant? <i>If "Yes," attach the statement required by Regulations section 53.4945–5(d)</i> | <input type="checkbox"/> Yes <input checked="" type="checkbox"/> No | | |
| 6a | Did the foundation, during the year, receive any funds, directly or indirectly, to pay premiums on a personal benefit contract? | <input type="checkbox"/> Yes <input checked="" type="checkbox"/> No | | |
| b | Did the foundation, during the year, pay premiums, directly or indirectly, on a personal benefit contract? <i>If "Yes" to 6b, file Form 8870</i> | <input type="checkbox"/> Yes <input checked="" type="checkbox"/> No | 6b | No |
| 7a | At any time during the tax year, was the foundation a party to a prohibited tax shelter transaction? | <input type="checkbox"/> Yes <input checked="" type="checkbox"/> No | | |
| b | If yes, did the foundation receive any proceeds or have any net income attributable to the transaction? | <input type="checkbox"/> Yes <input checked="" type="checkbox"/> No | 7b | No |

Part VIII

Information About Officers, Directors, Trustees, Foundation Managers, Highly Paid Employees, and Contractors

1 List all officers, directors, trustees, foundation managers and their compensation (see instructions).

| (a) Name and address | Title, and average hours per week (b) devoted to position | (c) Compensation (If not paid, enter -0-) | (d) Contributions to employee benefit plans and deferred compensation | Expense account, (e) other allowances |
|---------------------------|---|---|---|---------------------------------------|
| See Additional Data Table | | | | |
| | | | | |
| | | | | |
| | | | | |
| | | | | |
| | | | | |

2 Compensation of five highest-paid employees (other than those included on line 1—see instructions). If none, enter "NONE."

| (a) Name and address of each employee paid more than \$50,000 | Title, and average hours per week (b) devoted to position | (c) Compensation | Contributions to employee benefit plans and deferred compensation (d) | Expense account, (e) other allowances |
|---|---|------------------|---|---------------------------------------|
| Pamela J Allen 1 Montgomery Street 3440 SAN FRANCISCO, CA 94104 | Program Offcr 40 00 | 143,000 | | |
| | | | | |
| | | | | |
| | | | | |
| | | | | |
| | | | | |
| | | | | |

Total number of other employees paid over \$50,000. ▶

3 Five highest-paid independent contractors for professional services (see instructions). If none, enter "NONE".

| (a) Name and address of each person paid more than \$50,000 | (b) Type of service | (c) Compensation |
|---|----------------------|------------------|
| Traynor Group 1323 Solano Avenue Suite 205 Albany, CA 94706 | accounting/bookkping | 61,857 |
| | | |
| | | |
| | | |
| | | |
| | | |
| | | |

Total number of others receiving over \$50,000 for professional services. ▶

Part IX-A

Summary of Direct Charitable Activities

| List the foundation's four largest direct charitable activities during the tax year. Include relevant statistical information such as the number of organizations and other beneficiaries served, conferences convened, research papers produced, etc. | Expenses |
|--|----------|
| 1 | |
| | |
| | |
| 2 | |
| | |
| | |
| 3 | |
| | |
| | |
| 4 | |
| | |
| | |

Part IX-B

Summary of Program-Related Investments (see instructions)

| Describe the two largest program-related investments made by the foundation during the tax year on lines 1 and 2 | Amount |
|--|--------|
| 1 | |
| | |
| | |
| 2 | |
| | |
| | |
| All other program-related investments. See instructions. | |
| 3 | |
| | |
| | |
| Total. Add lines 1 through 3 ▶ | |

Part X Minimum Investment Return (All domestic foundations must complete this part. Foreign foundations, see instructions.)

| | | | |
|----------|--|-----------|-------------|
| 1 | Fair market value of assets not used (or held for use) directly in carrying out charitable, etc., purposes | | |
| a | Average monthly fair market value of securities. | 1a | 244,405,499 |
| b | Average of monthly cash balances. | 1b | 1,023,251 |
| c | Fair market value of all other assets (see instructions). | 1c | 4,561,692 |
| d | Total (add lines 1a, b, and c). | 1d | 249,990,442 |
| e | Reduction claimed for blockage or other factors reported on lines 1a and 1c (attach detailed explanation). | 1e | 0 |
| 2 | Acquisition indebtedness applicable to line 1 assets. | 2 | |
| 3 | Subtract line 2 from line 1d. | 3 | 249,990,442 |
| 4 | Cash deemed held for charitable activities. Enter 1 1/2% of line 3 (for greater amount, see instructions). | 4 | 3,749,857 |
| 5 | Net value of noncharitable-use assets. Subtract line 4 from line 3. Enter here and on Part V, line 4. | 5 | 246,240,585 |
| 6 | Minimum investment return. Enter 5% of line 5. | 6 | 12,312,029 |

Part XI Distributable Amount (see instructions) (Section 4942(j)(3) and (j)(5) private operating foundations and certain foreign organizations check here ☐ and do not complete this part.)

| | | | |
|-----------|--|-----------|------------|
| 1 | Minimum investment return from Part X, line 6. | 1 | 12,312,029 |
| 2a | Tax on investment income for 2017 from Part VI, line 5. | 2a | 440,883 |
| b | Income tax for 2017 (This does not include the tax from Part VI). | 2b | |
| c | Add lines 2a and 2b. | 2c | 440,883 |
| 3 | Distributable amount before adjustments. Subtract line 2c from line 1. | 3 | 11,871,146 |
| 4 | Recoveries of amounts treated as qualifying distributions. | 4 | |
| 5 | Add lines 3 and 4. | 5 | 11,871,146 |
| 6 | Deduction from distributable amount (see instructions). | 6 | |
| 7 | Distributable amount as adjusted. Subtract line 6 from line 5. Enter here and on Part XIII, line 1. | 7 | 11,871,146 |

Part XII Qualifying Distributions (see instructions)

| | | | |
|----------|---|-----------|------------|
| 1 | Amounts paid (including administrative expenses) to accomplish charitable, etc., purposes | | |
| a | Expenses, contributions, gifts, etc.—total from Part I, column (d), line 26. | 1a | 9,975,329 |
| b | Program-related investments—total from Part IX-B. | 1b | |
| 2 | Amounts paid to acquire assets used (or held for use) directly in carrying out charitable, etc., purposes. | 2 | 1,539,695 |
| 3 | Amounts set aside for specific charitable projects that satisfy the | | |
| a | Suitability test (prior IRS approval required). | 3a | |
| b | Cash distribution test (attach the required schedule). | 3b | |
| 4 | Qualifying distributions. Add lines 1a through 3b. Enter here and on Part V, line 8, and Part XIII, line 4. | 4 | 11,515,024 |
| 5 | Foundations that qualify under section 4940(e) for the reduced rate of tax on net investment income. Enter 1% of Part I, line 27b (see instructions). | 5 | |
| 6 | Adjusted qualifying distributions. Subtract line 5 from line 4. | 6 | 11,515,024 |

Note: The amount on line 6 will be used in Part V, column (b), in subsequent years when calculating whether the foundation qualifies for the section 4940(e) reduction of tax in those years.

Part XIII Undistributed Income (see instructions)

| | (a) Corpus | (b) Years prior to 2016 | (c) 2016 | (d) 2017 |
|--|---------------|----------------------------|-------------|-------------|
| 1 Distributable amount for 2017 from Part XI, line 7 | | | | 11,871,146 |
| 2 Undistributed income, if any, as of the end of 2017 | | | | |
| a Enter amount for 2016 only. | | | | |
| b Total for prior years 20____, 20____, 20____ | | | | |
| 3 Excess distributions carryover, if any, to 2017 | | | | |
| a From 2012. 1,508,098 | | | | |
| b From 2013. 1,133,225 | | | | |
| c From 2014. 1,388,128 | | | | |
| d From 2015. 656,728 | | | | |
| e From 2016. | | | | |
| f Total of lines 3a through e. | 4,686,179 | | | |
| 4 Qualifying distributions for 2017 from Part XII, line 4 ▶ \$ <u>11,515,024</u> | | | | |
| a Applied to 2016, but not more than line 2a | | | | |
| b Applied to undistributed income of prior years (Election required—see instructions). | | | | |
| c Treated as distributions out of corpus (Election required—see instructions). | 0 | | | |
| d Applied to 2017 distributable amount. | | | | 11,515,024 |
| e Remaining amount distributed out of corpus | | | | |
| 5 Excess distributions carryover applied to 2017 (If an amount appears in column (d), the same amount must be shown in column (a)) | 356,122 | | | 356,122 |
| 6 Enter the net total of each column as indicated below: | | | | |
| a Corpus Add lines 3f, 4c, and 4e Subtract line 5 | 4,330,057 | | | |
| b Prior years' undistributed income Subtract line 4b from line 2b | | | | |
| c Enter the amount of prior years' undistributed income for which a notice of deficiency has been issued, or on which the section 4942(a) tax has been previously assessed. | | | | |
| d Subtract line 6c from line 6b Taxable amount—see instructions | | | | |
| e Undistributed income for 2016 Subtract line 4a from line 2a Taxable amount—see instructions | | | | |
| f Undistributed income for 2017 Subtract lines 4d and 5 from line 1 This amount must be distributed in 2018 | | | | 0 |
| 7 Amounts treated as distributions out of corpus to satisfy requirements imposed by section 170(b)(1)(F) or 4942(g)(3) (Election may be required - see instructions). | | | | |
| 8 Excess distributions carryover from 2012 not applied on line 5 or line 7 (see instructions). | 1,151,976 | | | |
| 9 Excess distributions carryover to 2018. Subtract lines 7 and 8 from line 6a | 3,178,081 | | | |
| 10 Analysis of line 9 | | | | |
| a Excess from 2013. 1,133,225 | | | | |
| b Excess from 2014. 1,388,128 | | | | |
| c Excess from 2015. 656,728 | | | | |
| d Excess from 2016. | | | | |
| e Excess from 2017. | | | | |

Part XIV Private Operating Foundations (see instructions and Part VII-A, question 9)

1a If the foundation has received a ruling or determination letter that it is a private operating foundation, and the ruling is effective for 2017, enter the date of the ruling. ▶

b Check box to indicate whether the organization is a private operating foundation described in section ☐ 4942(j)(3) or ☐ 4942(j)(5)

| | Tax year | Prior 3 years | | | (e) Total |
|--|----------|---------------|----------|----------|-----------|
| | (a) 2017 | (b) 2016 | (c) 2015 | (d) 2014 | |
| 2a Enter the lesser of the adjusted net income from Part I or the minimum investment return from Part X for each year listed | | | | | |
| b 85% of line 2a | | | | | |
| c Qualifying distributions from Part XII, line 4 for each year listed | | | | | |
| d Amounts included in line 2c not used directly for active conduct of exempt activities | | | | | |
| e Qualifying distributions made directly for active conduct of exempt activities. Subtract line 2d from line 2c | | | | | |
| 3 Complete 3a, b, or c for the alternative test relied upon | | | | | |
| a "Assets" alternative test—enter | | | | | |
| (1) Value of all assets | | | | | |
| (2) Value of assets qualifying under section 4942(j)(3)(B)(i) | | | | | |
| b "Endowment" alternative test— enter 2/3 of minimum investment return shown in Part X, line 6 for each year listed. . . | | | | | |
| c "Support" alternative test—enter | | | | | |
| (1) Total support other than gross investment income (interest, dividends, rents, payments on securities loans (section 512(a)(5)), or royalties) | | | | | |
| (2) Support from general public and 5 or more exempt organizations as provided in section 4942(j)(3)(B)(iii). | | | | | |
| (3) Largest amount of support from an exempt organization | | | | | |
| (4) Gross investment income | | | | | |

Part XV Supplementary Information (Complete this part only if the organization had \$5,000 or more in assets at any time during the year—see instructions.)

1 Information Regarding Foundation Managers:

a List any managers of the foundation who have contributed more than 2% of the total contributions received by the foundation before the close of any tax year (but only if they have contributed more than \$5,000) (See section 507(d)(2))
See Additional Data Table

b List any managers of the foundation who own 10% or more of the stock of a corporation (or an equally large portion of the ownership of a partnership or other entity) of which the foundation has a 10% or greater interest

2 Information Regarding Contribution, Grant, Gift, Loan, Scholarship, etc., Programs:

Check here ☐ if the foundation only makes contributions to preselected charitable organizations and does not accept unsolicited requests for funds. If the foundation makes gifts, grants, etc. (see instructions) to individuals or organizations under other conditions, complete items 2a, b, c, and d

a The name, address, and telephone number or e-mail address of the person to whom applications should be addressed
DOUGLAS E GOLDMAN
1 Montgomery Street 3440
SAN FRANCISCO, CA 941044505
(415) 771-1717

b The form in which applications should be submitted and information and materials they should include
After reviewing the Funds current priorities and limitations, interested applicants should submit an initial letter of inquiry for review. Applicants who receive a favorable response to their initial inquiry will be invited to submit a formal proposal with supporting materials. We encourage applicants who have questions regarding the appropriateness of a project to contact the Fund directly. The application process is explained at <http://www.ldgfund.org/grant-seekers/>

c Any submission deadlines
There are no deadlines for submission, applications all year

d Any restrictions or limitations on awards, such as by geographical areas, charitable fields, kinds of institutions, or other factors
ORGANIZATIONS MUST QUALIFY UNDER THE PROVISIONS OF INTERNAL REVENUE CODE SECTION 501(C)(3)

Part XV **Supplementary Information** (continued)**3 Grants and Contributions Paid During the Year or Approved for Future Payment**

| Recipient | If recipient is an individual, show any relationship to any foundation manager or substantial contributor | Foundation status of recipient | Purpose of grant or contribution | Amount |
|---|--|--------------------------------------|-------------------------------------|-----------|
| Name and address (home or business) | | | | |
| a <i>Paid during the year</i> See Additional Data Table | | | | |
| Total | | | 3a | 8,666,150 |
| b <i>Approved for future payment</i> | | | | |
| Total | | | 3b | |

Enter gross amounts unless otherwise indicated

| Enter gross amounts unless otherwise indicated | | Unrelated business income | | Excluded by section 512, 513, or 514 | | (e) Related or exempt function income (See instructions) |
|--|--|---------------------------|---------------|--------------------------------------|---------------|--|
| | | (a) Business code | (b) Amount | (c) Exclusion code | (d) Amount | |
| 1 | Program service revenue | | | | | |
| a | _____ | | | | | |
| b | _____ | | | | | |
| c | _____ | | | | | |
| d | _____ | | | | | |
| e | _____ | | | | | |
| f | _____ | | | | | |
| g | Fees and contracts from government agencies | | | | | |
| 2 | Membership dues and assessments. | | | | | |
| 3 | Interest on savings and temporary cash investments | | | 14 | 4,004 | |
| 4 | Dividends and interest from securities. | | | 14 | 5,175,237 | |
| 5 | Net rental income or (loss) from real estate | | | | | |
| a | Debt-financed property. | | | | | |
| b | Not debt-financed property. | | | | | |
| 6 | Net rental income or (loss) from personal property | | | | | |
| 7 | Other investment income. | | | | | |
| 8 | Gain or (loss) from sales of assets other than inventory | | | 18 | 18,572,196 | |
| 9 | Net income or (loss) from special events | | | | | |
| 10 | Gross profit or (loss) from sales of inventory | | | | | |
| 11 | Other revenue | | | | | |
| a | Other investment income _____ | | | 18 | 78,407 | |
| b | Refunds _____ | | | | | 2,018 |
| c | _____ | | | | | |
| d | _____ | | | | | |
| e | _____ | | | | | |
| 12 | Subtotal Add columns (b), (d), and (e). | | | | 23,829,844 | 2,018 |
| 13 | Total. Add line 12, columns (b), (d), and (e). (See worksheet in line 13 instructions to verify calculations) | | | 13 | | 23,831,862 |

Part XVI-B Relationship of Activities to the Accomplishment of Exempt Purposes

[illegible]

Information Regarding Transfers To and Transactions and Relationships With Noncharitable Exempt Organizations

| | | | |
|--|--|-----|----|
| | | Yes | No |
|--|--|-----|----|

| | | |
|--|--|--|
| | | |
|--|--|--|

| | |
|--------------|-----------|
| 1a(1) | No |
|--------------|-----------|

| | |
|-------|----|
| 1a(2) | No |
|-------|----|

| | | |
|--|--|--|
| | | |
|--|--|--|

| | |
|--------------|-----------|
| 1b(1) | No |
|--------------|-----------|

| | | |
|--------------|--|-----------|
| 1b(2) | | No |
|--------------|--|-----------|

| | | |
|--------------|--|-----------|
| 1b(3) | | No |
|--------------|--|-----------|

| | | |
|--------------|--|-----------|
| 1b(4) | | No |
|--------------|--|-----------|

| | | |
|--------------|--|-----------|
| 1b(5) | | No |
|--------------|--|-----------|

| | | |
|--------------|--|-----------|
| 1b(6) | | No |
|--------------|--|-----------|

| | | |
|----|--|----|
| 1c | | No |
|----|--|----|

value
ue

[illegible]

described in section 501(c) of the Code (other than section 501(c)(3)) or in section 527? ☐ Yes ☒ No

| (a) Name of organization | (b) Type of organization | (c) Description of relationship |
|--------------------------|--------------------------|---------------------------------|
| | | |
| | | |
| | | |
| | | |

Under penalties of perjury, I declare that I have examined this return, including accompanying schedules and statements, and to the best of my knowledge and belief, it is true, correct, and complete. Declaration of preparer (other than taxpayer) is based on all information of which preparer has any knowledge.

**Sign
Here**

* * * * *

2018-11-12

* * * * *

May the IRS discuss this return with the preparer shown below

(see instr)? ☒ Yes ☐ No

Signature of officer or trustee

Date _____

Title

**Paid
Preparer
Use Only**

Print/Type preparer's name

Preparer's Signature

Date _____

Check if self-employed ► ☐

PTIN

P00186389

Firm's name ► Regalia & Associates CPAs

Firm's EIN ► 68-0260103

Firm's address ► 103 Town Country Dr Ste K

Phone no (925) 314-0390

Danville, CA 94526

| Form 990PF Part IV - Capital Gains and Losses for Tax on Investment Income - Columns a - d | | | |
|--|---|---|-------------------------------------|
| List and describe the kind(s) of property sold (e g , real estate, (a) 2-story brick warehouse, or common stock, 200 shs MLC Co) | (b) How acquired P—Purchase D—Donation | (c) Date acquired (mo , day, yr) | (d) Date sold (mo , day, yr) |
| 67 1 ARGO GROUP INTL HLDGS | P | 2008-07-30 | 2017-09-28 |
| 99 82 ARGO GROUP INTL HLDGS | P | 2010-04-16 | 2017-09-28 |
| 99 82 ARGO GROUP INTL HLDGS | P | 2010-04-19 | 2017-09-28 |
| 133 1 ARGO GROUP INTL HLDGS | P | 2010-05-14 | 2017-09-28 |
| 250 BBCN BANCORP | P | 2008-07-14 | 2017-09-28 |
| 25 BBCN BANCORP | P | 2008-07-28 | 2017-09-28 |
| 25 BBCN BANCORP | P | 2008-07-30 | 2017-09-28 |
| 900 BBCN BANCORP | P | 2009-10-21 | 2017-09-28 |
| 50 BBCN BANCORP | P | 2009-10-23 | 2017-09-28 |
| 50 BBCN BANCORP | P | 2009-10-30 | 2017-09-28 |

Form 990PF Part IV - Capital Gains and Losses for Tax on Investment Income - Columns e - h

| (e) Gross sales price | Depreciation allowed (f) (or allowable) | Cost or other basis (g) plus expense of sale | Gain or (loss) (h) (e) plus (f) minus (g) |
|-----------------------|--|---|--|
| 4,074 | | 1,715 | 2,359 |
| 6,060 | | 2,524 | 3,536 |
| 6,060 | | 2,506 | 3,554 |
| 8,081 | | 3,171 | 4,910 |
| 4,219 | | 2,546 | 1,673 |
| 422 | | 242 | 180 |
| 422 | | 252 | 170 |
| 15,189 | | 6,750 | 8,439 |
| 844 | | 386 | 458 |
| 844 | | 371 | 473 |

Form 990PF Part IV - Capital Gains and Losses for Tax on Investment Income - Columns i - l

| Complete only for assets showing gain in column (h) and owned by the foundation on 12/31/69 | | | (I) Gains (Col (h) gain minus col (k), but not less than -0-) or Losses (from col (h)) |
|---|--------------------------------------|---|--|
| (i) F M V as of 12/31/69 | Adjusted basis (j) as of 12/31/69 | Excess of col (i) (k) over col (j), if any | |
| | | | 2,359 |
| | | | 3,536 |
| | | | 3,554 |
| | | | 4,910 |
| | | | 1,673 |
| | | | 180 |
| | | | 170 |
| | | | 8,439 |
| | | | 458 |
| | | | 473 |

| Form 990PF Part IV - Capital Gains and Losses for Tax on Investment Income - Columns a - d | | | |
|--|---|---|-------------------------------------|
| List and describe the kind(s) of property sold (e g , real estate, (a) 2-story brick warehouse, or common stock, 200 shs MLC Co) | (b) How acquired P—Purchase D—Donation | (c) Date acquired (mo , day, yr) | (d) Date sold (mo , day, yr) |
| 25 BBCN BANCORP | P | 2009-11-04 | 2017-09-28 |
| 75 DIODES INC | P | 2011-09-01 | 2017-09-28 |
| 75 DIODES INC | P | 2011-09-02 | 2017-09-28 |
| 250 TCF FINANCIAL | P | 2011-05-11 | 2017-09-28 |
| 225 TCF FINANCIAL | P | 2011-05-11 | 2017-09-28 |
| 25 TCF FINANCIAL | P | 2011-05-11 | 2017-09-28 |
| 225 TCF FINANCIAL | P | 2011-07-12 | 2017-09-28 |
| 50 TCF FINANCIAL | P | 2011-07-22 | 2017-09-28 |
| 100 TCF FINANCIAL | P | 2011-07-22 | 2017-09-28 |
| 50 TCF FINANCIAL | P | 2011-12-06 | 2017-09-28 |

Form 990PF Part IV - Capital Gains and Losses for Tax on Investment Income - Columns e - h

| (e) Gross sales price | Depreciation allowed (f) (or allowable) | Cost or other basis (g) plus expense of sale | Gain or (loss) (h) (e) plus (f) minus (g) |
|-----------------------|--|---|--|
| 422 | | 181 | 241 |
| 2,117 | | 1,472 | 645 |
| 2,117 | | 1,423 | 694 |
| 4,144 | | 3,858 | 286 |
| 3,729 | | 3,473 | 256 |
| 414 | | 385 | 29 |
| 3,729 | | 3,067 | 662 |
| 829 | | 656 | 173 |
| 1,658 | | 1,300 | 358 |
| 829 | | 507 | 322 |

Form 990PF Part IV - Capital Gains and Losses for Tax on Investment Income - Columns i - l

| Complete only for assets showing gain in column (h) and owned by the foundation on 12/31/69 | | | (I) Gains (Col (h) gain minus col (k), but not less than -0-) or Losses (from col (h)) |
|---|--------------------------------------|---|--|
| (i) F M V as of 12/31/69 | Adjusted basis (j) as of 12/31/69 | Excess of col (i) (k) over col (j), if any | |
| | | | 241 |
| | | | 645 |
| | | | 694 |
| | | | 286 |
| | | | 256 |
| | | | 29 |
| | | | 662 |
| | | | 173 |
| | | | 358 |
| | | | 322 |

| Form 990PF Part IV - Capital Gains and Losses for Tax on Investment Income - Columns a - d | | | |
|--|---|---------------------------------------|-----------------------------------|
| List and describe the kind(s) of property sold (e.g., real estate, (a) 2-story brick warehouse, or common stock, 200 shs MLC Co.) | (b) How acquired P—Purchase D—Donation | (c) Date acquired (mo, day, yr) | (d) Date sold (mo, day, yr) |
| 2 TCF FINANCIAL | P | 2011-12-08 | 2017-09-28 |
| 725 WEBSTER FINANCIAL | P | 2009-02-10 | 2017-09-28 |
| ANGIE'S MANDATORY EXCHANGE ANGI 2J19AA2 10-02-2017 | P | 2017-08-21 | 2017-09-26 |
| ANGIE'S MANDATORY EXCHANGE ANGI 2J19AA2 10-02-2017 | P | 2017-08-22 | 2017-09-26 |
| ANGIE'S MANDATORY EXCHANGE ANGI 2J19AA2 10-02-2017 | P | 2017-08-23 | 2017-09-26 |
| ANGIE'S MANDATORY EXCHANGE ANGI 2J19AA2 10-02-2017 | P | 2017-08-24 | 2017-09-26 |
| ANGIE'S MANDATORY EXCHANGE ANGI 2J19AA2 10-02-2017 | P | 2017-08-24 | 2017-09-26 |
| ANGIE'S MANDATORY EXCHANGE ANGI 2J19AA2 10-02-2017 | P | 2017-08-25 | 2017-09-26 |
| ANGIE'S MANDATORY EXCHANGE ANGI 2J19AA2 10-02-2017 | P | 2017-08-25 | 2017-09-26 |
| ANGIE'S MANDATORY EXCHANGE ANGI 2J19AA2 10-02-2017 | P | 2017-01-06 | 2017-09-26 |

Form 990PF Part IV - Capital Gains and Losses for Tax on Investment Income - Columns e - h

| (e) Gross sales price | (f) Depreciation allowed (or allowable) | (g) Cost or other basis plus expense of sale | (h) Gain or (loss) (e) plus (f) minus (g) |
|-----------------------|--|---|--|
| 33 | | 20 | 13 |
| 36,870 | | 3,004 | 33,866 |
| 1,045 | | 1,039 | 6 |
| 6,235 | | 6,227 | 8 |
| 1,697 | | 1,694 | 3 |
| 5,006 | | 5,015 | -9 |
| 2,189 | | 2,176 | 13 |
| 4,796 | | 4,743 | 53 |
| 20,379 | | 20,201 | 178 |
| 6,685 | | 4,050 | 2,635 |

Form 990PF Part IV - Capital Gains and Losses for Tax on Investment Income - Columns i - l

| Complete only for assets showing gain in column (h) and owned by the foundation on 12/31/69 | | | (l) Gains (Col. (h) gain minus col. (k), but not less than -0-) or Losses (from col. (h)) |
|---|--------------------------------------|---|---|
| (i) FMV as of 12/31/69 | (j) Adjusted basis as of 12/31/69 | (k) Excess of col. (i) over col. (j), if any | |
| | | | 13 |
| | | | 33,866 |
| | | | 6 |
| | | | 8 |
| | | | 3 |
| | | | -9 |
| | | | 13 |
| | | | 53 |
| | | | 178 |
| | | | 2,635 |

| Form 990PF Part IV - Capital Gains and Losses for Tax on Investment Income - Columns a - d | | | |
|--|---|---|-------------------------------------|
| List and describe the kind(s) of property sold (e g , real estate, (a) 2-story brick warehouse, or common stock, 200 shs MLC Co) | (b) How acquired P—Purchase D—Donation | (c) Date acquired (mo , day, yr) | (d) Date sold (mo , day, yr) |
| 2U INC COM | P | 2017-01-06 | 2017-09-26 |
| 2U INC COM | P | 2017-01-09 | 2017-09-26 |
| 2U INC COM | P | 2017-01-10 | 2017-09-26 |
| 2U INC COM | P | 2017-01-10 | 2017-09-26 |
| 2U INC COM | P | 2017-01-11 | 2017-09-26 |
| 3M CO COM | P | 2015-08-03 | 2017-09-26 |
| ABBOTT LAB COM | P | 2015-08-03 | 2017-09-26 |
| ABBVIE INC COM USD0 01 | P | 2015-08-03 | 2017-09-26 |
| ABIOMED INC COM | P | 2014-11-17 | 2017-09-26 |
| ABIOMED INC COM | P | 2014-11-18 | 2017-09-26 |

Form 990PF Part IV - Capital Gains and Losses for Tax on Investment Income - Columns e - h

| (e) Gross sales price | Depreciation allowed (f) (or allowable) | Cost or other basis (g) plus expense of sale | Gain or (loss) (h) (e) plus (f) minus (g) |
|-----------------------|--|---|--|
| 4,895 | | 2,955 | 1,940 |
| 29,212 | | 18,459 | 10,753 |
| 3,948 | | 2,575 | 1,373 |
| 6,369 | | 4,165 | 2,204 |
| 4,737 | | 3,117 | 1,620 |
| 51,088 | | 36,331 | 14,757 |
| 31,581 | | 30,154 | 1,427 |
| 34,236 | | 27,966 | 6,270 |
| 963 | | 200 | 763 |
| 7,545 | | 1,599 | 5,946 |

Form 990PF Part IV - Capital Gains and Losses for Tax on Investment Income - Columns i - l

| Complete only for assets showing gain in column (h) and owned by the foundation on 12/31/69 | | | (I) Gains (Col (h) gain minus col (k), but not less than -0-) or Losses (from col (h)) |
|---|--------------------------------------|---|--|
| (i) F M V as of 12/31/69 | Adjusted basis (j) as of 12/31/69 | Excess of col (i) (k) over col (j), if any | |
| | | | 1,940 |
| | | | 10,753 |
| | | | 1,373 |
| | | | 2,204 |
| | | | 1,620 |
| | | | 14,757 |
| | | | 1,427 |
| | | | 6,270 |
| | | | 763 |
| | | | 5,946 |

| Form 990PF Part IV - Capital Gains and Losses for Tax on Investment Income - Columns a - d | | | |
|--|---|---|-------------------------------------|
| List and describe the kind(s) of property sold (e g , real estate, (a) 2-story brick warehouse, or common stock, 200 shs MLC Co) | (b) How acquired P—Purchase D—Donation | (c) Date acquired (mo , day, yr) | (d) Date sold (mo , day, yr) |
| ABIOMED INC COM | P | 2014-12-04 | 2017-09-26 |
| ABIOMED INC COM | P | 2014-12-04 | 2017-09-26 |
| ABIOMED INC COM | P | 2014-12-05 | 2017-09-26 |
| ABIOMED INC COM | P | 2015-06-15 | 2017-09-26 |
| ABIOMED INC COM | P | 2017-01-13 | 2017-09-26 |
| ABIOMED INC COM | P | 2017-01-17 | 2017-09-26 |
| ACCELERATE DIAGNOSTICS INC COM | P | 2016-09-09 | 2017-09-26 |
| ACCELERATE DIAGNOSTICS INC COM | P | 2016-09-09 | 2017-09-26 |
| ACCELERATE DIAGNOSTICS INC COM | P | 2016-09-12 | 2017-09-26 |
| ACCELERATE DIAGNOSTICS INC COM | P | 2016-09-13 | 2017-09-26 |

Form 990PF Part IV - Capital Gains and Losses for Tax on Investment Income - Columns e - h

| (e) Gross sales price | Depreciation allowed (f) (or allowable) | Cost or other basis (g) plus expense of sale | Gain or (loss) (h) (e) plus (f) minus (g) |
|-----------------------|--|---|--|
| 50,891 | | 11,296 | 39,595 |
| 17,178 | | 3,814 | 13,364 |
| 9,311 | | 2,110 | 7,201 |
| 13,646 | | 5,470 | 8,176 |
| 8,830 | | 6,304 | 2,526 |
| 16,857 | | 12,030 | 4,827 |
| 6,860 | | 7,336 | -476 |
| 5,200 | | 5,677 | -477 |
| 2,338 | | 2,651 | -313 |
| 328 | | 375 | -47 |

Form 990PF Part IV - Capital Gains and Losses for Tax on Investment Income - Columns i - l

| Complete only for assets showing gain in column (h) and owned by the foundation on 12/31/69 | | | (I) Gains (Col (h) gain minus col (k), but not less than -0-) or Losses (from col (h)) |
|---|--------------------------------------|---|--|
| (i) F M V as of 12/31/69 | Adjusted basis (j) as of 12/31/69 | Excess of col (i) (k) over col (j), if any | |
| | | | 39,595 |
| | | | 13,364 |
| | | | 7,201 |
| | | | 8,176 |
| | | | 2,526 |
| | | | 4,827 |
| | | | -476 |
| | | | -477 |
| | | | -313 |
| | | | -47 |

| Form 990PF Part IV - Capital Gains and Losses for Tax on Investment Income - Columns a - d | | | |
|--|---|---|-------------------------------------|
| List and describe the kind(s) of property sold (e g , real estate, (a) 2-story brick warehouse, or common stock, 200 shs MLC Co) | (b) How acquired P—Purchase D—Donation | (c) Date acquired (mo , day, yr) | (d) Date sold (mo , day, yr) |
| ACCELERATE DIAGNOSTICS INC COM | P | 2016-09-13 | 2017-09-26 |
| ACCELERATE DIAGNOSTICS INC COM | P | 2016-09-14 | 2017-09-26 |
| ACCELERATE DIAGNOSTICS INC COM | P | 2016-09-20 | 2017-09-26 |
| ACCELERATE DIAGNOSTICS INC COM | P | 2016-09-21 | 2017-09-26 |
| ACCELERATE DIAGNOSTICS INC COM | P | 2016-09-28 | 2017-09-26 |
| ACCELERATE DIAGNOSTICS INC COM | P | 2016-09-29 | 2017-09-26 |
| ACCELERATE DIAGNOSTICS INC COM | P | 2016-12-09 | 2017-09-26 |
| ACCELERATE DIAGNOSTICS INC COM | P | 2016-12-13 | 2017-09-26 |
| ACCELERATE DIAGNOSTICS INC COM | P | 2016-12-14 | 2017-09-26 |
| ACCELERATE DIAGNOSTICS INC COM | P | 2016-12-15 | 2017-09-26 |

Form 990PF Part IV - Capital Gains and Losses for Tax on Investment Income - Columns e - h

| (e) Gross sales price | (f) Depreciation allowed (or allowable) | (g) Cost or other basis plus expense of sale | (h) Gain or (loss) (e) plus (f) minus (g) |
|-----------------------|--|---|--|
| 3,102 | | 3,576 | -474 |
| 3,102 | | 3,677 | -575 |
| 6,030 | | 7,227 | -1,197 |
| 2,097 | | 2,557 | -460 |
| 1,092 | | 1,352 | -260 |
| 4,566 | | 5,533 | -967 |
| 66 | | 68 | -2 |
| 2,381 | | 2,542 | -161 |
| 1,879 | | 1,971 | -92 |
| 896 | | 947 | -51 |

Form 990PF Part IV - Capital Gains and Losses for Tax on Investment Income - Columns i - l

| Complete only for assets showing gain in column (h) and owned by the foundation on 12/31/69 | | | (I) Gains (Col (h) gain minus col (k), but not less than -0-) or Losses (from col (h)) |
|---|--------------------------------------|---|---|
| (i) F M V as of 12/31/69 | (j) Adjusted basis as of 12/31/69 | (k) Excess of col (i) over col (j), if any | |
| | | | -474 |
| | | | -575 |
| | | | -1,197 |
| | | | -460 |
| | | | -260 |
| | | | -967 |
| | | | -2 |
| | | | -161 |
| | | | -92 |
| | | | -51 |

| Form 990PF Part IV - Capital Gains and Losses for Tax on Investment Income - Columns a - d | | | |
|--|---|---|-------------------------------------|
| List and describe the kind(s) of property sold (e g , real estate, (a) 2-story brick warehouse, or common stock, 200 shs MLC Co) | (b) How acquired P—Purchase D—Donation | (c) Date acquired (mo , day, yr) | (d) Date sold (mo , day, yr) |
| ACCELERATE DIAGNOSTICS INC COM | P | 2016-12-16 | 2017-09-26 |
| ACCELERATE DIAGNOSTICS INC COM | P | 2016-12-19 | 2017-09-26 |
| ACCELERATE DIAGNOSTICS INC COM | P | 2017-05-18 | 2017-09-26 |
| ACCELERATE DIAGNOSTICS INC COM | P | 2017-05-19 | 2017-09-26 |
| ACCELERATE DIAGNOSTICS INC COM | P | 2017-05-19 | 2017-09-26 |
| ACCELERATE DIAGNOSTICS INC COM | P | 2017-05-22 | 2017-09-26 |
| ACCELERATE DIAGNOSTICS INC COM | P | 2017-05-23 | 2017-09-26 |
| ACCELERATE DIAGNOSTICS INC COM | P | 2017-05-24 | 2017-09-26 |
| ACCELERATE DIAGNOSTICS INC COM | P | 2017-05-26 | 2017-09-26 |
| ACCELERATE DIAGNOSTICS INC COM | P | 2017-05-30 | 2017-09-26 |

Form 990PF Part IV - Capital Gains and Losses for Tax on Investment Income - Columns e - h

| (e) Gross sales price | (f) Depreciation allowed (or allowable) | (g) Cost or other basis plus expense of sale | (h) Gain or (loss) (e) plus (f) minus (g) |
|-----------------------|--|---|--|
| 2,513 | | 2,668 | -155 |
| 2,272 | | 2,375 | -103 |
| 2,207 | | 2,824 | -617 |
| 4,107 | | 5,308 | -1,201 |
| 3,845 | | 4,946 | -1,101 |
| 2,097 | | 2,705 | -608 |
| 2,425 | | 3,120 | -695 |
| 3,190 | | 4,166 | -976 |
| 939 | | 1,216 | -277 |
| 2,818 | | 3,613 | -795 |

Form 990PF Part IV - Capital Gains and Losses for Tax on Investment Income - Columns i - l

| Complete only for assets showing gain in column (h) and owned by the foundation on 12/31/69 | | | (l) Gains (Col (h) gain minus col (k), but not less than -0-) or Losses (from col (h)) |
|---|-----------------------------------|--|--|
| (i) F M V as of 12/31/69 | (j) Adjusted basis as of 12/31/69 | (k) Excess of col (i) over col (j), if any | |
| | | | -155 |
| | | | -103 |
| | | | -617 |
| | | | -1,201 |
| | | | -1,101 |
| | | | -608 |
| | | | -695 |
| | | | -976 |
| | | | -277 |
| | | | -795 |

| Form 990PF Part IV - Capital Gains and Losses for Tax on Investment Income - Columns a - d | | | |
|--|---|---|-------------------------------------|
| List and describe the kind(s) of property sold (e g , real estate, (a) 2-story brick warehouse, or common stock, 200 shs MLC Co) | (b) How acquired P—Purchase D—Donation | (c) Date acquired (mo , day, yr) | (d) Date sold (mo , day, yr) |
| ACCELERATE DIAGNOSTICS INC COM | P | 2017-06-15 | 2017-09-26 |
| ACCELERATE DIAGNOSTICS INC COM | P | 2017-06-29 | 2017-09-26 |
| ACCELERATE DIAGNOSTICS INC COM | P | 2017-06-30 | 2017-09-26 |
| ACCELERATE DIAGNOSTICS INC COM | P | 2017-08-04 | 2017-09-26 |
| ACCELERATE DIAGNOSTICS INC COM | P | 2017-08-08 | 2017-09-26 |
| ACCENTURE PLC SHS CL A NEW | P | 2015-08-03 | 2017-09-26 |
| ACCENTURE PLC SHS CL A NEW | P | 2016-08-15 | 2017-09-26 |
| ACTUANT CORP CL A NEW | P | 2012-05-31 | 2017-09-26 |
| ACTUANT CORP CL A NEW | P | 2015-03-05 | 2017-09-26 |
| ACTUANT CORP CL A NEW | P | 2015-03-06 | 2017-09-26 |

Form 990PF Part IV - Capital Gains and Losses for Tax on Investment Income - Columns e - h

| (e) Gross sales price | (f) Depreciation allowed (or allowable) | (g) Cost or other basis plus expense of sale | (h) Gain or (loss) (e) plus (f) minus (g) |
|-----------------------|--|---|--|
| 1,005 | | 1,223 | -218 |
| 1,049 | | 1,295 | -246 |
| 2,360 | | 2,957 | -597 |
| 7,778 | | 8,781 | -1,003 |
| 6,489 | | 6,997 | -508 |
| 15,326 | | 11,561 | 3,765 |
| 20,663 | | 17,160 | 3,503 |
| 4,212 | | 4,056 | 156 |
| 7,377 | | 6,825 | 552 |
| 11,401 | | 10,580 | 821 |

Form 990PF Part IV - Capital Gains and Losses for Tax on Investment Income - Columns i - l

| Complete only for assets showing gain in column (h) and owned by the foundation on 12/31/69 | | | (l) Gains (Col (h) gain minus col (k), but not less than -0-) or Losses (from col (h)) |
|---|-----------------------------------|--|--|
| (i) F M V as of 12/31/69 | (j) Adjusted basis as of 12/31/69 | (k) Excess of col (i) over col (j), if any | |
| | | | -218 |
| | | | -246 |
| | | | -597 |
| | | | -1,003 |
| | | | -508 |
| | | | 3,765 |
| | | | 3,503 |
| | | | 156 |
| | | | 552 |
| | | | 821 |

Form 990PF Part IV - Capital Gains and Losses for Tax on Investment Income - Columns a - d

| List and describe the kind(s) of property sold (e g , real estate, (a) 2-story brick warehouse, or common stock, 200 shs MLC Co) | (b) How acquired P—Purchase D—Donation | (c) Date acquired (mo , day, yr) | (d) Date sold (mo , day, yr) |
|--|---|---|-------------------------------------|
| ACTUANT CORP CL A NEW | P | 2015-03-10 | 2017-09-26 |
| ACTUANT CORP CL A NEW | P | 2015-03-11 | 2017-09-26 |
| ACTUANT CORP CL A NEW | P | 2015-03-16 | 2017-09-26 |
| ACTUANT CORP CL A NEW | P | 2015-03-16 | 2017-09-26 |
| ACTUANT CORP CL A NEW | P | 2015-03-17 | 2017-09-26 |
| ACTUANT CORP CL A NEW | P | 2015-03-17 | 2017-09-26 |
| ACTUANT CORP CL A NEW | P | 2015-09-24 | 2017-09-26 |
| ACTUANT CORP CL A NEW | P | 2016-07-18 | 2017-09-26 |
| ADR MICRO FOCUS INTL PLC SPONSORED ADR NEW SPON ADR EACH REP 1 ORD SHS | P | 2013-01-31 | 2017-09-26 |
| ADR MICRO FOCUS INTL PLC SPONSORED ADR NEW SPON ADR EACH REP 1 ORD SHS | P | 2013-01-31 | 2017-09-26 |

Form 990PF Part IV - Capital Gains and Losses for Tax on Investment Income - Columns e - h

| (e) Gross sales price | (f) Depreciation allowed (or allowable) | (g) Cost or other basis plus expense of sale | (h) Gain or (loss) (e) plus (f) minus (g) |
|-----------------------|--|---|--|
| 1,341 | | 1,228 | 113 |
| 1,341 | | 1,222 | 119 |
| 7,377 | | 6,762 | 615 |
| 7,377 | | 6,772 | 605 |
| 10,060 | | 9,191 | 869 |
| 3,353 | | 3,052 | 301 |
| 23,285 | | 15,602 | 7,683 |
| 10,730 | | 9,672 | 1,058 |
| 14,336 | | 4,721 | 9,615 |
| 45,784 | | 15,076 | 30,708 |

Form 990PF Part IV - Capital Gains and Losses for Tax on Investment Income - Columns i - l

| Complete only for assets showing gain in column (h) and owned by the foundation on 12/31/69 | | | (I) Gains (Col (h) gain minus col (k), but not less than -0-) or Losses (from col (h)) |
|---|-----------------------------------|--|--|
| (i) F M V as of 12/31/69 | (j) Adjusted basis as of 12/31/69 | (k) Excess of col (i) over col (j), if any | |
| | | | 113 |
| | | | 119 |
| | | | 615 |
| | | | 605 |
| | | | 869 |
| | | | 301 |
| | | | 7,683 |
| | | | 1,058 |
| | | | 9,615 |
| | | | 30,708 |

| Form 990PF Part IV - Capital Gains and Losses for Tax on Investment Income - Columns a - d | | | |
|--|---|---|-------------------------------------|
| List and describe the kind(s) of property sold (e.g., real estate, (a) 2-story brick warehouse, or common stock, 200 shs MLC Co.) | (b) How acquired P—Purchase D—Donation | (c) Date acquired (mo., day, yr.) | (d) Date sold (mo., day, yr.) |
| ADR MICRO FOCUS INTL PLC SPONSORED ADR NEW SPON ADR EACH REP 1 ORD SHS | P | 2013-08-14 | 2017-09-26 |
| ADR MICRO FOCUS INTL PLC SPONSORED ADR NEW SPON ADR EACH REP 1 ORD SHS | P | 2013-10-10 | 2017-09-26 |
| ADR MICRO FOCUS INTL PLC SPONSORED ADR NEW SPON ADR EACH REP 1 ORD SHS | P | 2013-10-31 | 2017-09-26 |
| ADR MICRO FOCUS INTL PLC SPONSORED ADR NEW SPON ADR EACH REP 1 ORD SHS | P | 2015-08-03 | 2017-09-26 |
| ADR MICRO FOCUS INTL PLC SPONSORED ADR NEW SPON ADR EACH REP 1 ORD SHS | P | 2015-10-15 | 2017-09-26 |
| ADR MICRO FOCUS INTL PLC SPONSORED ADR NEW SPON ADR EACH REP 1 ORD SHS | P | 2015-10-16 | 2017-09-26 |
| ADR MICRO FOCUS INTL PLC SPONSORED ADR NEW SPON ADR EACH REP 1 ORD SHS | P | 2015-10-19 | 2017-09-26 |
| ADR MICRO FOCUS INTL PLC SPONSORED ADR NEW SPON ADR EACH REP 1 ORD SHS | P | 2016-10-25 | 2017-09-26 |
| ADR MICRO FOCUS INTL PLC SPONSORED ADR NEW SPON ADR EACH REP 1 ORD SHS | P | 2017-06-16 | 2017-09-26 |
| ADR MICRO FOCUS INTL PLC SPONSORED ADR NEW SPON ADR EACH REP 1 ORD SHS | P | 2017-06-19 | 2017-09-26 |

Form 990PF Part IV - Capital Gains and Losses for Tax on Investment Income - Columns e - h

| (e) Gross sales price | (f) Depreciation allowed (or allowable) | (g) Cost or other basis plus expense of sale | (h) Gain or (loss) (e) plus (f) minus (g) |
|-----------------------|--|---|--|
| 19,706 | | 10,547 | 9,159 |
| 36,612 | | 16,160 | 20,452 |
| 8,845 | | 4,269 | 4,576 |
| 7,631 | | 4,531 | 3,100 |
| 17,690 | | 10,087 | 7,603 |
| 4,367 | | 2,492 | 1,875 |
| 1,120 | | 638 | 482 |
| 17,130 | | 13,863 | 3,267 |
| 6,991 | | 5,761 | 1,230 |
| 43,169 | | 35,982 | 7,187 |

Form 990PF Part IV - Capital Gains and Losses for Tax on Investment Income - Columns i - l

| Complete only for assets showing gain in column (h) and owned by the foundation on 12/31/69 | | | (l) Gains (Col. (h) gain minus col. (k), but not less than -0-) or Losses (from col. (h)) |
|---|--------------------------------------|---|---|
| (i) F.M.V. as of 12/31/69 | (j) Adjusted basis as of 12/31/69 | (k) Excess of col. (i) over col. (j), if any | |
| | | | 9,159 |
| | | | 20,452 |
| | | | 4,576 |
| | | | 3,100 |
| | | | 7,603 |
| | | | 1,875 |
| | | | 482 |
| | | | 3,267 |
| | | | 1,230 |
| | | | 7,187 |

| Form 990PF Part IV - Capital Gains and Losses for Tax on Investment Income - Columns a - d | | | |
|--|---|---|-------------------------------------|
| List and describe the kind(s) of property sold (e g , real estate, (a) 2-story brick warehouse, or common stock, 200 shs MLC Co) | (b) How acquired P—Purchase D—Donation | (c) Date acquired (mo , day, yr) | (d) Date sold (mo , day, yr) |
| ADR MICRO FOCUS INTL PLC SPONSORED ADR NEW SPON ADR EACH REP 1 ORD SHS | P | 2017-06-20 | 2017-09-26 |
| ADR MICRO FOCUS INTL PLC SPONSORED ADR NEW SPON ADR EACH REP 1 ORD SHS | P | 2017-06-21 | 2017-09-26 |
| ADR MICRO FOCUS INTL PLC SPONSORED ADR NEW SPON ADR EACH REP 1 ORD SHS | P | 2017-08-04 | 2017-09-26 |
| ADR MICRO FOCUS INTL PLC SPONSORED ADR NEW SPON ADR EACH REP 1 ORD SHS | P | 2017-08-07 | 2017-09-26 |
| ADR MICRO FOCUS INTL PLC SPONSORED ADR NEW SPON ADR EACH REP 1 ORD SHS | P | 2017-08-08 | 2017-09-26 |
| ADR MICRO FOCUS INTL PLC SPONSORED ADR NEW SPON ADR EACH REP 1 ORD SHS | P | 2017-08-09 | 2017-09-26 |
| ADR MICRO FOCUS INTL PLC SPONSORED ADR NEW SPON ADR EACH REP 1 ORD SHS | P | 2017-08-10 | 2017-09-26 |
| ADR MICRO FOCUS INTL PLC SPONSORED ADR NEW SPON ADR EACH REP 1 ORD SHS | P | 2017-08-28 | 2017-09-26 |
| AERIE PHARMACEUTICALS INC COM | P | 2017-05-25 | 2017-09-26 |
| AERIE PHARMACEUTICALS INC COM | P | 2017-05-30 | 2017-09-26 |

Form 990PF Part IV - Capital Gains and Losses for Tax on Investment Income - Columns e - h

| (e) Gross sales price | (f) Depreciation allowed (or allowable) | (g) Cost or other basis plus expense of sale | (h) Gain or (loss) (e) plus (f) minus (g) |
|-----------------------|--|---|--|
| 8,366 | | 6,934 | 1,432 |
| 6,704 | | 5,570 | 1,134 |
| 1,124 | | 981 | 143 |
| 3,139 | | 2,757 | 382 |
| 10,440 | | 9,174 | 1,266 |
| 7,470 | | 6,541 | 929 |
| 3,928 | | 3,424 | 504 |
| 39,234 | | 34,722 | 4,512 |
| 21,747 | | 24,425 | -2,678 |
| 6,402 | | 6,962 | -560 |

Form 990PF Part IV - Capital Gains and Losses for Tax on Investment Income - Columns i - l

| Complete only for assets showing gain in column (h) and owned by the foundation on 12/31/69 | | | (I) Gains (Col (h) gain minus col (k), but not less than -0-) or Losses (from col (h)) |
|---|--------------------------------------|---|---|
| (i) F M V as of 12/31/69 | (j) Adjusted basis as of 12/31/69 | (k) Excess of col (i) over col (j), if any | |
| | | | 1,432 |
| | | | 1,134 |
| | | | 143 |
| | | | 382 |
| | | | 1,266 |
| | | | 929 |
| | | | 504 |
| | | | 4,512 |
| | | | -2,678 |
| | | | -560 |

| Form 990PF Part IV - Capital Gains and Losses for Tax on Investment Income - Columns a - d | | | |
|--|---|---|-------------------------------------|
| List and describe the kind(s) of property sold (e g , real estate, (a) 2-story brick warehouse, or common stock, 200 shs MLC Co) | (b) How acquired P—Purchase D—Donation | (c) Date acquired (mo , day, yr) | (d) Date sold (mo , day, yr) |
| AERIE PHARMACEUTICALS INC COM | P | 2017-05-30 | 2017-09-26 |
| AIR TRANS SVCS GROUP INC COM STK | P | 2017-08-08 | 2017-09-26 |
| AIR TRANS SVCS GROUP INC COM STK | P | 2017-08-08 | 2017-09-26 |
| AIR TRANS SVCS GROUP INC COM STK | P | 2017-08-15 | 2017-09-26 |
| AIR TRANS SVCS GROUP INC COM STK | P | 2017-08-16 | 2017-09-26 |
| AIR TRANS SVCS GROUP INC COM STK | P | 2017-08-17 | 2017-09-26 |
| AKAMAI TECHNOLOGIES INC COM STK | P | 2017-03-21 | 2017-09-26 |
| ALTABA INC COM | P | 2015-08-03 | 2017-09-26 |
| AMAZON COM INC COM | P | 2015-08-03 | 2017-09-26 |
| AMERICAN EQUITY INVT LIFE HLDG CO COM | P | 2016-03-24 | 2017-09-26 |

Form 990PF Part IV - Capital Gains and Losses for Tax on Investment Income - Columns e - h

| (e) Gross sales price | (f) Depreciation allowed (or allowable) | (g) Cost or other basis plus expense of sale | (h) Gain or (loss) (e) plus (f) minus (g) |
|-----------------------|--|---|--|
| 9,501 | | 10,421 | -920 |
| 9,327 | | 9,271 | 56 |
| 15,005 | | 14,814 | 191 |
| 2,972 | | 2,818 | 154 |
| 7,998 | | 7,606 | 392 |
| 13,265 | | 11,976 | 1,289 |
| 40,540 | | 53,705 | -13,165 |
| 64,911 | | 36,920 | 27,991 |
| 83,580 | | 47,619 | 35,961 |
| 3,546 | | 1,973 | 1,573 |

Form 990PF Part IV - Capital Gains and Losses for Tax on Investment Income - Columns i - l

| Complete only for assets showing gain in column (h) and owned by the foundation on 12/31/69 | | | (l) Gains (Col (h) gain minus col (k), but not less than -0-) or Losses (from col (h)) |
|---|-----------------------------------|--|--|
| (i) F M V as of 12/31/69 | (j) Adjusted basis as of 12/31/69 | (k) Excess of col (i) over col (j), if any | |
| | | | -920 |
| | | | 56 |
| | | | 191 |
| | | | 154 |
| | | | 392 |
| | | | 1,289 |
| | | | -13,165 |
| | | | 27,991 |
| | | | 35,961 |
| | | | 1,573 |

| Form 990PF Part IV - Capital Gains and Losses for Tax on Investment Income - Columns a - d | | | |
|--|---|---|-------------------------------------|
| List and describe the kind(s) of property sold (e g , real estate, (a) 2-story brick warehouse, or common stock, 200 shs MLC Co) | (b) How acquired P—Purchase D—Donation | (c) Date acquired (mo , day, yr) | (d) Date sold (mo , day, yr) |
| AMERICAN EQUITY INVT LIFE HLDG CO COM | P | 2016-03-28 | 2017-09-26 |
| AMERICAN EQUITY INVT LIFE HLDG CO COM | P | 2016-03-29 | 2017-09-26 |
| AMERICAN EQUITY INVT LIFE HLDG CO COM | P | 2016-04-07 | 2017-09-26 |
| AMERICAN EQUITY INVT LIFE HLDG CO COM | P | 2016-04-08 | 2017-09-26 |
| AMERICAN EQUITY INVT LIFE HLDG CO COM | P | 2016-04-08 | 2017-09-26 |
| AMERICAN EQUITY INVT LIFE HLDG CO COM | P | 2016-04-11 | 2017-09-26 |
| AMERICAN EQUITY INVT LIFE HLDG CO COM | P | 2016-04-12 | 2017-09-26 |
| AMERICAN EQUITY INVT LIFE HLDG CO COM | P | 2016-04-12 | 2017-09-26 |
| AMERICAN EQUITY INVT LIFE HLDG CO COM | P | 2016-04-13 | 2017-09-26 |
| AMERICAN EQUITY INVT LIFE HLDG CO COM | P | 2016-04-18 | 2017-09-26 |

Form 990PF Part IV - Capital Gains and Losses for Tax on Investment Income - Columns e - h

| (e) Gross sales price | Depreciation allowed (f) (or allowable) | Cost or other basis (g) plus expense of sale | Gain or (loss) (h) (e) plus (f) minus (g) |
|-----------------------|--|---|--|
| 4,198 | | 2,369 | 1,829 |
| 5,673 | | 3,166 | 2,507 |
| 39,711 | | 18,620 | 21,091 |
| 1,815 | | 826 | 989 |
| 6,382 | | 2,914 | 3,468 |
| 12,764 | | 6,178 | 6,586 |
| 4,964 | | 2,504 | 2,460 |
| 709 | | 361 | 348 |
| 709 | | 368 | 341 |
| 7,800 | | 4,169 | 3,631 |

Form 990PF Part IV - Capital Gains and Losses for Tax on Investment Income - Columns i - l

| Complete only for assets showing gain in column (h) and owned by the foundation on 12/31/69 | | | (I) Gains (Col (h) gain minus col (k), but not less than -0-) or Losses (from col (h)) |
|---|--------------------------------------|---|--|
| (i) F M V as of 12/31/69 | Adjusted basis (j) as of 12/31/69 | Excess of col (i) (k) over col (j), if any | |
| | | | 1,829 |
| | | | 2,507 |
| | | | 21,091 |
| | | | 989 |
| | | | 3,468 |
| | | | 6,586 |
| | | | 2,460 |
| | | | 348 |
| | | | 341 |
| | | | 3,631 |

| Form 990PF Part IV - Capital Gains and Losses for Tax on Investment Income - Columns a - d | | | |
|--|---|---|-------------------------------------|
| List and describe the kind(s) of property sold (e g , real estate, (a) 2-story brick warehouse, or common stock, 200 shs MLC Co) | (b) How acquired P—Purchase D—Donation | (c) Date acquired (mo , day, yr) | (d) Date sold (mo , day, yr) |
| AMERICAN EQUITY INVT LIFE HLDG CO COM | P | 2016-04-28 | 2017-09-26 |
| AMERICAN EQUITY INVT LIFE HLDG CO COM | P | 2016-04-28 | 2017-09-26 |
| AMERICAN EQUITY INVT LIFE HLDG CO COM | P | 2016-04-28 | 2017-09-26 |
| AMERICAN EQUITY INVT LIFE HLDG CO COM | P | 2016-04-29 | 2017-09-26 |
| AMERICAN EQUITY INVT LIFE HLDG CO COM | P | 2016-06-24 | 2017-09-26 |
| AMERICAN EQUITY INVT LIFE HLDG CO COM | P | 2016-06-24 | 2017-09-26 |
| AMERICAN EXPRESS CO | P | 2015-08-03 | 2017-09-26 |
| AMERICAN INTERNATIONAL GROUP INC COM | P | 2013-01-11 | 2017-09-26 |
| AMERICAN INTERNATIONAL GROUP INC COM | P | 2013-01-18 | 2017-09-26 |
| AMERICAN INTERNATIONAL GROUP INC COM | P | 2013-08-13 | 2017-09-26 |

Form 990PF Part IV - Capital Gains and Losses for Tax on Investment Income - Columns e - h

| (e) Gross sales price | (f) Depreciation allowed (or allowable) | (g) Cost or other basis plus expense of sale | (h) Gain or (loss) (e) plus (f) minus (g) |
|-----------------------|--|---|--|
| 30,493 | | 15,853 | 14,640 |
| 21,274 | | 11,098 | 10,176 |
| 1,418 | | 727 | 691 |
| 23,401 | | 11,579 | 11,822 |
| 1,418 | | 755 | 663 |
| 21,983 | | 11,546 | 10,437 |
| 26,164 | | 22,417 | 3,747 |
| 331,485 | | 194,619 | 136,866 |
| 64,507 | | 37,658 | 26,849 |
| 84,640 | | 67,179 | 17,461 |

Form 990PF Part IV - Capital Gains and Losses for Tax on Investment Income - Columns i - l

| Complete only for assets showing gain in column (h) and owned by the foundation on 12/31/69 | | | (I) Gains (Col (h) gain minus col (k), but not less than -0-) or Losses (from col (h)) |
|---|--------------------------------------|---|--|
| (i) F M V as of 12/31/69 | (j) Adjusted basis as of 12/31/69 | (k) Excess of col (i) over col (j), if any | |
| | | | 14,640 |
| | | | 10,176 |
| | | | 691 |
| | | | 11,822 |
| | | | 663 |
| | | | 10,437 |
| | | | 3,747 |
| | | | 136,866 |
| | | | 26,849 |
| | | | 17,461 |

| Form 990PF Part IV - Capital Gains and Losses for Tax on Investment Income - Columns a - d | | | |
|--|---|---|-------------------------------------|
| List and describe the kind(s) of property sold (e g , real estate, (a) 2-story brick warehouse, or common stock, 200 shs MLC Co) | (b) How acquired P—Purchase D—Donation | (c) Date acquired (mo , day, yr) | (d) Date sold (mo , day, yr) |
| AMERICAN INTERNATIONAL GROUP INC COM | P | 2013-11-01 | 2017-09-26 |
| AMERICAN INTERNATIONAL GROUP INC COM | P | 2015-08-03 | 2017-09-26 |
| AMERICAN INTERNATIONAL GROUP INC COM | P | 2016-10-25 | 2017-09-26 |
| AMERICAN INTERNATIONAL GROUP INC COM | P | 2017-02-28 | 2017-09-26 |
| AMERICAN WTR WKS CO INC NEW COM | P | 2016-04-05 | 2017-09-26 |
| AMERIS BANCORP COM | P | 2017-01-25 | 2017-09-26 |
| AMERIS BANCORP COM | P | 2017-01-25 | 2017-09-26 |
| AMERIS BANCORP COM | P | 2017-01-26 | 2017-09-26 |
| AMERIS BANCORP COM | P | 2017-01-27 | 2017-09-26 |
| AMERIS BANCORP COM | P | 2017-02-06 | 2017-09-26 |

Form 990PF Part IV - Capital Gains and Losses for Tax on Investment Income - Columns e - h

| (e) Gross sales price | (f) Depreciation allowed (or allowable) | (g) Cost or other basis plus expense of sale | (h) Gain or (loss) (e) plus (f) minus (g) |
|-----------------------|--|---|--|
| 134,516 | | 108,213 | 26,303 |
| 148,301 | | 157,384 | -9,083 |
| 107,311 | | 107,183 | 128 |
| 156,523 | | 165,619 | -9,096 |
| 345,000 | | 290,250 | 54,750 |
| 2,089 | | 2,108 | -19 |
| 3,542 | | 3,574 | -32 |
| 4,223 | | 4,240 | -17 |
| 1,499 | | 1,497 | 2 |
| 2,589 | | 2,625 | -36 |

Form 990PF Part IV - Capital Gains and Losses for Tax on Investment Income - Columns i - l

| Complete only for assets showing gain in column (h) and owned by the foundation on 12/31/69 | | | (I) Gains (Col (h) gain minus col (k), but not less than -0-) or Losses (from col (h)) |
|---|--------------------------------------|---|--|
| (i) F M V as of 12/31/69 | (j) Adjusted basis as of 12/31/69 | (k) Excess of col (i) over col (j), if any | |
| | | | 26,303 |
| | | | -9,083 |
| | | | 128 |
| | | | -9,096 |
| | | | 54,750 |
| | | | -19 |
| | | | -32 |
| | | | -17 |
| | | | 2 |
| | | | -36 |

| Form 990PF Part IV - Capital Gains and Losses for Tax on Investment Income - Columns a - d | | | |
|--|---|---|-------------------------------------|
| List and describe the kind(s) of property sold (e g , real estate, (a) 2-story brick warehouse, or common stock, 200 shs MLC Co) | (b) How acquired P—Purchase D—Donation | (c) Date acquired (mo , day, yr) | (d) Date sold (mo , day, yr) |
| AMERIS BANCORP COM | P | 2017-02-06 | 2017-09-26 |
| AMERIS BANCORP COM | P | 2017-02-07 | 2017-09-26 |
| AMERIS BANCORP COM | P | 2017-02-10 | 2017-09-26 |
| AMERIS BANCORP COM | P | 2017-02-13 | 2017-09-26 |
| AMERIS BANCORP COM | P | 2017-02-14 | 2017-09-26 |
| AMERIS BANCORP COM | P | 2017-02-15 | 2017-09-26 |
| AMERIS BANCORP COM | P | 2017-02-16 | 2017-09-26 |
| AMERIS BANCORP COM | P | 2017-02-17 | 2017-09-26 |
| AMERIS BANCORP COM | P | 2017-03-31 | 2017-09-26 |
| AMERIS BANCORP COM | P | 2017-04-24 | 2017-09-26 |

Form 990PF Part IV - Capital Gains and Losses for Tax on Investment Income - Columns e - h

| (e) Gross sales price | Depreciation allowed (f) (or allowable) | Cost or other basis (g) plus expense of sale | Gain or (loss) (h) (e) plus (f) minus (g) |
|-----------------------|--|---|--|
| 2,407 | | 2,441 | -34 |
| 3,860 | | 3,895 | -35 |
| 1,044 | | 1,061 | -17 |
| 3,769 | | 3,929 | -160 |
| 1,499 | | 1,569 | -70 |
| 999 | | 1,049 | -50 |
| 817 | | 870 | -53 |
| 545 | | 585 | -40 |
| 11,671 | | 11,938 | -267 |
| 9,900 | | 10,346 | -446 |

Form 990PF Part IV - Capital Gains and Losses for Tax on Investment Income - Columns i - l

| Complete only for assets showing gain in column (h) and owned by the foundation on 12/31/69 | | | (I) Gains (Col (h) gain minus col (k), but not less than -0-) or Losses (from col (h)) |
|---|--------------------------------------|---|---|
| (i) F M V as of 12/31/69 | Adjusted basis (j) as of 12/31/69 | Excess of col (i) (k) over col (j), if any | |
| | | | -34 |
| | | | -35 |
| | | | -17 |
| | | | -160 |
| | | | -70 |
| | | | -50 |
| | | | -53 |
| | | | -40 |
| | | | -267 |
| | | | -446 |

| Form 990PF Part IV - Capital Gains and Losses for Tax on Investment Income - Columns a - d | | | |
|--|---|---|-------------------------------------|
| List and describe the kind(s) of property sold (e g , real estate, (a) 2-story brick warehouse, or common stock, 200 shs MLC Co) | (b) How acquired P—Purchase D—Donation | (c) Date acquired (mo , day, yr) | (d) Date sold (mo , day, yr) |
| AMERIS BANCORP COM | P | 2017-06-09 | 2017-09-26 |
| AMERIS BANCORP COM | P | 2017-06-29 | 2017-09-26 |
| AMERIS BANCORP COM | P | 2017-06-30 | 2017-09-26 |
| AMERIS BANCORP COM | P | 2017-08-04 | 2017-09-26 |
| AMERN WOODMARK CORP COM | P | 2016-04-04 | 2017-09-26 |
| AMERN WOODMARK CORP COM | P | 2016-04-05 | 2017-09-26 |
| AMERN WOODMARK CORP COM | P | 2016-04-06 | 2017-09-26 |
| AMERN WOODMARK CORP COM | P | 2016-04-07 | 2017-09-26 |
| AMERN WOODMARK CORP COM | P | 2016-04-08 | 2017-09-26 |
| AMERN WOODMARK CORP COM | P | 2016-04-12 | 2017-09-26 |

Form 990PF Part IV - Capital Gains and Losses for Tax on Investment Income - Columns e - h

| (e) Gross sales price | Depreciation allowed (f) (or allowable) | Cost or other basis (g) plus expense of sale | Gain or (loss) (h) (e) plus (f) minus (g) |
|-----------------------|--|---|--|
| 4,541 | | 4,892 | -351 |
| 5,268 | | 5,635 | -367 |
| 5,222 | | 5,592 | -370 |
| 3,633 | | 3,707 | -74 |
| 6,649 | | 5,374 | 1,275 |
| 3,509 | | 2,833 | 676 |
| 3,325 | | 2,702 | 623 |
| 6,557 | | 5,288 | 1,269 |
| 1,939 | | 1,565 | 374 |
| 369 | | 301 | 68 |

Form 990PF Part IV - Capital Gains and Losses for Tax on Investment Income - Columns i - l

| Complete only for assets showing gain in column (h) and owned by the foundation on 12/31/69 | | | (I) Gains (Col (h) gain minus col (k), but not less than -0-) or Losses (from col (h)) |
|---|--------------------------------------|---|--|
| (i) F M V as of 12/31/69 | Adjusted basis (j) as of 12/31/69 | Excess of col (i) (k) over col (j), if any | |
| | | | -351 |
| | | | -367 |
| | | | -370 |
| | | | -74 |
| | | | 1,275 |
| | | | 676 |
| | | | 623 |
| | | | 1,269 |
| | | | 374 |
| | | | 68 |

| Form 990PF Part IV - Capital Gains and Losses for Tax on Investment Income - Columns a - d | | | |
|--|---|---|-------------------------------------|
| List and describe the kind(s) of property sold (e g , real estate, (a) 2-story brick warehouse, or common stock, 200 shs MLC Co) | (b) How acquired P—Purchase D—Donation | (c) Date acquired (mo , day, yr) | (d) Date sold (mo , day, yr) |
| AMERN WOODMARK CORP COM | P | 2017-01-26 | 2017-09-26 |
| AMERN WOODMARK CORP COM | P | 2017-01-27 | 2017-09-26 |
| AMERN WOODMARK CORP COM | P | 2017-01-27 | 2017-09-26 |
| AMERN WOODMARK CORP COM | P | 2017-08-22 | 2017-09-26 |
| ANIXTER INTL INC COM | P | 2016-03-04 | 2017-09-26 |
| ANIXTER INTL INC COM | P | 2016-03-08 | 2017-09-26 |
| APOGEE ENTERPRISES INC COM | P | 2014-06-25 | 2017-09-26 |
| APOGEE ENTERPRISES INC COM | P | 2014-06-26 | 2017-09-26 |
| APOGEE ENTERPRISES INC COM | P | 2014-08-15 | 2017-09-26 |
| APOGEE ENTERPRISES INC COM | P | 2016-02-22 | 2017-09-26 |

Form 990PF Part IV - Capital Gains and Losses for Tax on Investment Income - Columns e - h

| (e) Gross sales price | Depreciation allowed (f) (or allowable) | Cost or other basis (g) plus expense of sale | Gain or (loss) (h) (e) plus (f) minus (g) |
|-----------------------|--|---|--|
| 1,385 | | 1,095 | 290 |
| 9,512 | | 7,619 | 1,893 |
| 10,990 | | 8,773 | 2,217 |
| 5,172 | | 4,703 | 469 |
| 1,482 | | 819 | 663 |
| 111,160 | | 63,168 | 47,992 |
| 4,714 | | 3,284 | 1,430 |
| 2,054 | | 1,491 | 563 |
| 19,370 | | 14,247 | 5,123 |
| 2,987 | | 2,411 | 576 |

Form 990PF Part IV - Capital Gains and Losses for Tax on Investment Income - Columns i - l

| Complete only for assets showing gain in column (h) and owned by the foundation on 12/31/69 | | | (I) Gains (Col (h) gain minus col (k), but not less than -0-) or Losses (from col (h)) |
|---|--------------------------------------|---|--|
| (i) F M V as of 12/31/69 | Adjusted basis (j) as of 12/31/69 | Excess of col (i) (k) over col (j), if any | |
| | | | 290 |
| | | | 1,893 |
| | | | 2,217 |
| | | | 469 |
| | | | 663 |
| | | | 47,992 |
| | | | 1,430 |
| | | | 563 |
| | | | 5,123 |
| | | | 576 |

| Form 990PF Part IV - Capital Gains and Losses for Tax on Investment Income - Columns a - d | | | |
|--|---|---|-------------------------------------|
| List and describe the kind(s) of property sold (e g , real estate, (a) 2-story brick warehouse, or common stock, 200 shs MLC Co) | (b) How acquired P—Purchase D—Donation | (c) Date acquired (mo , day, yr) | (d) Date sold (mo , day, yr) |
| APOGEE ENTERPRISES INC COM | P | 2016-02-23 | 2017-09-26 |
| APOGEE ENTERPRISES INC COM | P | 2016-02-24 | 2017-09-26 |
| APOGEE ENTERPRISES INC COM | P | 2016-02-25 | 2017-09-26 |
| APOGEE ENTERPRISES INC COM | P | 2016-02-26 | 2017-09-26 |
| APOGEE ENTERPRISES INC COM | P | 2016-02-26 | 2017-09-26 |
| APOGEE ENTERPRISES INC COM | P | 2016-02-29 | 2017-09-26 |
| APOGEE ENTERPRISES INC COM | P | 2016-03-01 | 2017-09-26 |
| APOGEE ENTERPRISES INC COM | P | 2016-03-02 | 2017-09-26 |
| APOGEE ENTERPRISES INC COM | P | 2016-05-11 | 2017-09-26 |
| APOGEE ENTERPRISES INC COM | P | 2016-05-12 | 2017-09-26 |

Form 990PF Part IV - Capital Gains and Losses for Tax on Investment Income - Columns e - h

| (e) Gross sales price | (f) Depreciation allowed (or allowable) | (g) Cost or other basis plus expense of sale | (h) Gain or (loss) (e) plus (f) minus (g) |
|-----------------------|--|---|--|
| 1,214 | | 993 | 221 |
| 1,027 | | 833 | 194 |
| 840 | | 706 | 134 |
| 3,081 | | 2,610 | 471 |
| 3,174 | | 2,691 | 483 |
| 1,400 | | 1,196 | 204 |
| 2,194 | | 1,895 | 299 |
| 1,867 | | 1,603 | 264 |
| 2,754 | | 2,371 | 383 |
| 2,287 | | 1,970 | 317 |

Form 990PF Part IV - Capital Gains and Losses for Tax on Investment Income - Columns i - l

| Complete only for assets showing gain in column (h) and owned by the foundation on 12/31/69 | | | (I) Gains (Col (h) gain minus col (k), but not less than -0-) or Losses (from col (h)) |
|---|--------------------------------------|---|--|
| (i) F M V as of 12/31/69 | (j) Adjusted basis as of 12/31/69 | (k) Excess of col (i) over col (j), if any | |
| | | | 221 |
| | | | 194 |
| | | | 134 |
| | | | 471 |
| | | | 483 |
| | | | 204 |
| | | | 299 |
| | | | 264 |
| | | | 383 |
| | | | 317 |

| Form 990PF Part IV - Capital Gains and Losses for Tax on Investment Income - Columns a - d | | | |
|--|---|---|-------------------------------------|
| List and describe the kind(s) of property sold (e g , real estate, (a) 2-story brick warehouse, or common stock, 200 shs MLC Co) | (b) How acquired P—Purchase D—Donation | (c) Date acquired (mo , day, yr) | (d) Date sold (mo , day, yr) |
| APOGEE ENTERPRISES INC COM | P | 2016-05-13 | 2017-09-26 |
| APPLE INC COM STK | P | 2015-08-03 | 2017-09-26 |
| AQUA AMER INC COM | P | 2015-08-03 | 2017-09-26 |
| ARC DOCUMENT SOLUTIONS INC COM | P | 2013-10-04 | 2017-09-26 |
| ARC DOCUMENT SOLUTIONS INC COM | P | 2014-04-24 | 2017-09-26 |
| ARC DOCUMENT SOLUTIONS INC COM | P | 2014-06-13 | 2017-09-26 |
| ARC DOCUMENT SOLUTIONS INC COM | P | 2014-06-16 | 2017-09-26 |
| ARC DOCUMENT SOLUTIONS INC COM | P | 2015-10-15 | 2017-09-26 |
| ARC DOCUMENT SOLUTIONS INC COM | P | 2015-10-16 | 2017-09-26 |
| ARC DOCUMENT SOLUTIONS INC COM | P | 2015-10-19 | 2017-09-26 |

Form 990PF Part IV - Capital Gains and Losses for Tax on Investment Income - Columns e - h

| (e) Gross sales price | Depreciation allowed (f) (or allowable) | Cost or other basis (g) plus expense of sale | Gain or (loss) (h) (e) plus (f) minus (g) |
|-----------------------|--|---|--|
| 1,820 | | 1,556 | 264 |
| 222,913 | | 172,345 | 50,568 |
| 61,895 | | 47,293 | 14,602 |
| 2,037 | | 2,590 | -553 |
| 1,749 | | 2,796 | -1,047 |
| 98 | | 145 | -47 |
| 3,743 | | 5,496 | -1,753 |
| 1,477 | | 2,257 | -780 |
| 2,462 | | 3,781 | -1,319 |
| 1,477 | | 2,304 | -827 |

Form 990PF Part IV - Capital Gains and Losses for Tax on Investment Income - Columns i - l

| Complete only for assets showing gain in column (h) and owned by the foundation on 12/31/69 | | | (I) Gains (Col (h) gain minus col (k), but not less than -0-) or Losses (from col (h)) |
|---|--------------------------------------|---|--|
| (i) F M V as of 12/31/69 | Adjusted basis (j) as of 12/31/69 | Excess of col (i) (k) over col (j), if any | |
| | | | 264 |
| | | | 50,568 |
| | | | 14,602 |
| | | | -553 |
| | | | -1,047 |
| | | | -47 |
| | | | -1,753 |
| | | | -780 |
| | | | -1,319 |
| | | | -827 |

| Form 990PF Part IV - Capital Gains and Losses for Tax on Investment Income - Columns a - d | | | |
|--|---|---|-------------------------------------|
| List and describe the kind(s) of property sold (e g , real estate, (a) 2-story brick warehouse, or common stock, 200 shs MLC Co) | (b) How acquired P—Purchase D—Donation | (c) Date acquired (mo , day, yr) | (d) Date sold (mo , day, yr) |
| ARC DOCUMENT SOLUTIONS INC COM | P | 2015-10-20 | 2017-09-26 |
| ARC DOCUMENT SOLUTIONS INC COM | P | 2015-10-21 | 2017-09-26 |
| ARC DOCUMENT SOLUTIONS INC COM | P | 2015-10-23 | 2017-09-26 |
| ARC DOCUMENT SOLUTIONS INC COM | P | 2015-11-05 | 2017-09-26 |
| ARC DOCUMENT SOLUTIONS INC COM | P | 2015-11-06 | 2017-09-26 |
| ARC DOCUMENT SOLUTIONS INC COM | P | 2015-11-09 | 2017-09-26 |
| ARC DOCUMENT SOLUTIONS INC COM | P | 2015-11-09 | 2017-09-26 |
| ARC DOCUMENT SOLUTIONS INC COM | P | 2015-11-10 | 2017-09-26 |
| ARC DOCUMENT SOLUTIONS INC COM | P | 2015-11-11 | 2017-09-26 |
| ARC DOCUMENT SOLUTIONS INC COM | P | 2015-11-17 | 2017-09-26 |

Form 990PF Part IV - Capital Gains and Losses for Tax on Investment Income - Columns e - h

| (e) Gross sales price | (f) Depreciation allowed (or allowable) | (g) Cost or other basis plus expense of sale | (h) Gain or (loss) (e) plus (f) minus (g) |
|-----------------------|--|---|--|
| 1,871 | | 2,940 | -1,069 |
| 591 | | 931 | -340 |
| 492 | | 775 | -283 |
| 3,447 | | 4,467 | -1,020 |
| 2,561 | | 3,337 | -776 |
| 591 | | 759 | -168 |
| 1,477 | | 1,883 | -406 |
| 1,083 | | 1,367 | -284 |
| 1,280 | | 1,611 | -331 |
| 689 | | 831 | -142 |

Form 990PF Part IV - Capital Gains and Losses for Tax on Investment Income - Columns i - l

| Complete only for assets showing gain in column (h) and owned by the foundation on 12/31/69 | | | (I) Gains (Col (h) gain minus col (k), but not less than -0-) or Losses (from col (h)) |
|---|--------------------------------------|---|--|
| (i) F M V as of 12/31/69 | (j) Adjusted basis as of 12/31/69 | (k) Excess of col (i) over col (j), if any | |
| | | | -1,069 |
| | | | -340 |
| | | | -283 |
| | | | -1,020 |
| | | | -776 |
| | | | -168 |
| | | | -406 |
| | | | -284 |
| | | | -331 |
| | | | -142 |

| Form 990PF Part IV - Capital Gains and Losses for Tax on Investment Income - Columns a - d | | | |
|--|---|---|-------------------------------------|
| List and describe the kind(s) of property sold (e g , real estate, (a) 2-story brick warehouse, or common stock, 200 shs MLC Co) | (b) How acquired P—Purchase D—Donation | (c) Date acquired (mo , day, yr) | (d) Date sold (mo , day, yr) |
| ARC DOCUMENT SOLUTIONS INC COM | P | 2015-11-18 | 2017-09-26 |
| ARC DOCUMENT SOLUTIONS INC COM | P | 2015-11-23 | 2017-09-26 |
| ARC DOCUMENT SOLUTIONS INC COM | P | 2015-11-24 | 2017-09-26 |
| ARC DOCUMENT SOLUTIONS INC COM | P | 2015-11-25 | 2017-09-26 |
| ARC DOCUMENT SOLUTIONS INC COM | P | 2015-11-27 | 2017-09-26 |
| ARC DOCUMENT SOLUTIONS INC COM | P | 2015-11-30 | 2017-09-26 |
| ARC DOCUMENT SOLUTIONS INC COM | P | 2015-12-02 | 2017-09-26 |
| ARC DOCUMENT SOLUTIONS INC COM | P | 2015-12-04 | 2017-09-26 |
| ARC DOCUMENT SOLUTIONS INC COM | P | 2015-12-04 | 2017-09-26 |
| ARC DOCUMENT SOLUTIONS INC COM | P | 2015-12-11 | 2017-09-26 |

Form 990PF Part IV - Capital Gains and Losses for Tax on Investment Income - Columns e - h

| (e) Gross sales price | (f) Depreciation allowed (or allowable) | (g) Cost or other basis plus expense of sale | (h) Gain or (loss) (e) plus (f) minus (g) |
|-----------------------|--|---|--|
| 197 | | 238 | -41 |
| 295 | | 359 | -64 |
| 886 | | 1,099 | -213 |
| 591 | | 740 | -149 |
| 197 | | 252 | -55 |
| 985 | | 1,262 | -277 |
| 591 | | 739 | -148 |
| 5,023 | | 6,066 | -1,043 |
| 98 | | 119 | -21 |
| 2,265 | | 2,853 | -588 |

Form 990PF Part IV - Capital Gains and Losses for Tax on Investment Income - Columns i - l

| Complete only for assets showing gain in column (h) and owned by the foundation on 12/31/69 | | | (l) Gains (Col (h) gain minus col (k), but not less than -0-) or Losses (from col (h)) |
|---|--------------------------------------|---|--|
| (i) F M V as of 12/31/69 | (j) Adjusted basis as of 12/31/69 | (k) Excess of col (i) over col (j), if any | |
| | | | -41 |
| | | | -64 |
| | | | -213 |
| | | | -149 |
| | | | -55 |
| | | | -277 |
| | | | -148 |
| | | | -1,043 |
| | | | -21 |
| | | | -588 |

| Form 990PF Part IV - Capital Gains and Losses for Tax on Investment Income - Columns a - d | | | |
|--|---|---|-------------------------------------|
| List and describe the kind(s) of property sold (e g , real estate, (a) 2-story brick warehouse, or common stock, 200 shs MLC Co) | (b) How acquired P—Purchase D—Donation | (c) Date acquired (mo , day, yr) | (d) Date sold (mo , day, yr) |
| ARC DOCUMENT SOLUTIONS INC COM | P | 2015-12-14 | 2017-09-26 |
| ARC DOCUMENT SOLUTIONS INC COM | P | 2015-12-15 | 2017-09-26 |
| ARC DOCUMENT SOLUTIONS INC COM | P | 2015-12-16 | 2017-09-26 |
| ARC DOCUMENT SOLUTIONS INC COM | P | 2015-12-17 | 2017-09-26 |
| ARGO GROUP INTERNATIONAL HOLDINGS COM STK | P | 2016-04-26 | 2017-09-26 |
| ASPEN INSURANCE HLDGS COM | P | 2012-05-15 | 2017-09-26 |
| ASPEN INSURANCE HLDGS COM | P | 2012-05-16 | 2017-09-26 |
| ASPEN INSURANCE HLDGS COM | P | 2012-05-17 | 2017-09-26 |
| ASPEN INSURANCE HLDGS COM | P | 2012-06-05 | 2017-09-26 |
| ASPEN INSURANCE HLDGS COM | P | 2012-06-07 | 2017-09-26 |

Form 990PF Part IV - Capital Gains and Losses for Tax on Investment Income - Columns e - h

| (e) Gross sales price | Depreciation allowed (f) (or allowable) | Cost or other basis (g) plus expense of sale | Gain or (loss) (h) (e) plus (f) minus (g) |
|-----------------------|--|---|--|
| 3,821 | | 4,572 | -751 |
| 3,053 | | 3,685 | -632 |
| 5,121 | | 6,394 | -1,273 |
| 1,477 | | 1,789 | -312 |
| 3,272 | | 1,284 | 1,988 |
| 359 | | 253 | 106 |
| 5,977 | | 4,205 | 1,772 |
| 1,992 | | 1,387 | 605 |
| 4,981 | | 3,507 | 1,474 |
| 7,969 | | 5,786 | 2,183 |

Form 990PF Part IV - Capital Gains and Losses for Tax on Investment Income - Columns i - l

| Complete only for assets showing gain in column (h) and owned by the foundation on 12/31/69 | | | (I) Gains (Col (h) gain minus col (k), but not less than -0-) or Losses (from col (h)) |
|---|--------------------------------------|---|--|
| (i) F M V as of 12/31/69 | Adjusted basis (j) as of 12/31/69 | Excess of col (i) (k) over col (j), if any | |
| | | | -751 |
| | | | -632 |
| | | | -1,273 |
| | | | -312 |
| | | | 1,988 |
| | | | 106 |
| | | | 1,772 |
| | | | 605 |
| | | | 1,474 |
| | | | 2,183 |

| Form 990PF Part IV - Capital Gains and Losses for Tax on Investment Income - Columns a - d | | | |
|--|---|---|-------------------------------------|
| List and describe the kind(s) of property sold (e g , real estate, (a) 2-story brick warehouse, or common stock, 200 shs MLC Co) | (b) How acquired P—Purchase D—Donation | (c) Date acquired (mo , day, yr) | (d) Date sold (mo , day, yr) |
| ASPEN INSURANCE HLDGS COM | P | 2012-06-08 | 2017-09-26 |
| ASPEN INSURANCE HLDGS COM | P | 2012-06-11 | 2017-09-26 |
| ASPEN INSURANCE HLDGS COM | P | 2013-07-10 | 2017-09-26 |
| ASPEN INSURANCE HLDGS COM | P | 2013-07-11 | 2017-09-26 |
| ASPEN INSURANCE HLDGS COM | P | 2013-07-24 | 2017-09-26 |
| ASPEN INSURANCE HLDGS COM | P | 2013-07-25 | 2017-09-26 |
| ASPEN INSURANCE HLDGS COM | P | 2015-06-26 | 2017-09-26 |
| ASPEN INSURANCE HLDGS COM | P | 2015-07-29 | 2017-09-26 |
| ASPEN INSURANCE HLDGS COM | P | 2015-09-03 | 2017-09-26 |
| ASPEN INSURANCE HLDGS COM | P | 2015-09-04 | 2017-09-26 |

Form 990PF Part IV - Capital Gains and Losses for Tax on Investment Income - Columns e - h

| (e) Gross sales price | (f) Depreciation allowed (or allowable) | (g) Cost or other basis plus expense of sale | (h) Gain or (loss) (e) plus (f) minus (g) |
|-----------------------|--|---|--|
| 4,981 | | 3,587 | 1,394 |
| 1,992 | | 1,430 | 562 |
| 3,984 | | 3,705 | 279 |
| 2,988 | | 2,809 | 179 |
| 4,981 | | 4,742 | 239 |
| 17,930 | | 16,910 | 1,020 |
| 20,918 | | 25,372 | -4,454 |
| 1,992 | | 2,323 | -331 |
| 8,965 | | 10,286 | -1,321 |
| 5,977 | | 6,783 | -806 |

Form 990PF Part IV - Capital Gains and Losses for Tax on Investment Income - Columns i - l

| Complete only for assets showing gain in column (h) and owned by the foundation on 12/31/69 | | | (I) Gains (Col (h) gain minus col (k), but not less than -0-) or Losses (from col (h)) |
|---|--------------------------------------|---|--|
| (i) F M V as of 12/31/69 | (j) Adjusted basis as of 12/31/69 | (k) Excess of col (i) over col (j), if any | |
| | | | 1,394 |
| | | | 562 |
| | | | 279 |
| | | | 179 |
| | | | 239 |
| | | | 1,020 |
| | | | -4,454 |
| | | | -331 |
| | | | -1,321 |
| | | | -806 |

| Form 990PF Part IV - Capital Gains and Losses for Tax on Investment Income - Columns a - d | | | |
|--|---|---|-------------------------------------|
| List and describe the kind(s) of property sold (e g , real estate, (a) 2-story brick warehouse, or common stock, 200 shs MLC Co) | (b) How acquired P—Purchase D—Donation | (c) Date acquired (mo , day, yr) | (d) Date sold (mo , day, yr) |
| ASPEN INSURANCE HLDGS COM | P | 2016-07-14 | 2017-09-26 |
| ASPEN INSURANCE HLDGS COM | P | 2016-10-10 | 2017-09-26 |
| ASPEN INSURANCE HLDGS COM | P | 2016-10-11 | 2017-09-26 |
| ASPEN INSURANCE HLDGS COM | P | 2016-10-12 | 2017-09-26 |
| ASPEN INSURANCE HLDGS COM | P | 2016-10-13 | 2017-09-26 |
| ASPEN INSURANCE HLDGS COM | P | 2016-10-14 | 2017-09-26 |
| ASPEN INSURANCE HLDGS COM | P | 2016-10-14 | 2017-09-26 |
| ASPEN INSURANCE HLDGS COM | P | 2016-11-22 | 2017-09-26 |
| ASPEN INSURANCE HLDGS COM | P | 2016-11-23 | 2017-09-26 |
| ASPEN INSURANCE HLDGS COM | P | 2017-07-28 | 2017-09-26 |

Form 990PF Part IV - Capital Gains and Losses for Tax on Investment Income - Columns e - h

| (e) Gross sales price | Depreciation allowed (f) (or allowable) | Cost or other basis (g) plus expense of sale | Gain or (loss) (h) (e) plus (f) minus (g) |
|-----------------------|--|---|--|
| 6,973 | | 7,895 | -922 |
| 2,032 | | 2,525 | -493 |
| 3,984 | | 4,942 | -958 |
| 3,307 | | 4,111 | -804 |
| 3,865 | | 4,804 | -939 |
| 4,901 | | 6,094 | -1,193 |
| 757 | | 942 | -185 |
| 996 | | 1,296 | -300 |
| 996 | | 1,302 | -306 |
| 19,245 | | 23,476 | -4,231 |

Form 990PF Part IV - Capital Gains and Losses for Tax on Investment Income - Columns i - l

| Complete only for assets showing gain in column (h) and owned by the foundation on 12/31/69 | | | (I) Gains (Col (h) gain minus col (k), but not less than -0-) or Losses (from col (h)) |
|---|--------------------------------------|---|--|
| (i) F M V as of 12/31/69 | Adjusted basis (j) as of 12/31/69 | Excess of col (i) (k) over col (j), if any | |
| | | | -922 |
| | | | -493 |
| | | | -958 |
| | | | -804 |
| | | | -939 |
| | | | -1,193 |
| | | | -185 |
| | | | -300 |
| | | | -306 |
| | | | -4,231 |

| Form 990PF Part IV - Capital Gains and Losses for Tax on Investment Income - Columns a - d | | | |
|--|---|---|-------------------------------------|
| List and describe the kind(s) of property sold (e g , real estate, (a) 2-story brick warehouse, or common stock, 200 shs MLC Co) | (b) How acquired P—Purchase D—Donation | (c) Date acquired (mo , day, yr) | (d) Date sold (mo , day, yr) |
| ASPEN INSURANCE HLDGS COM | P | 2017-07-31 | 2017-09-26 |
| ASPEN INSURANCE HLDGS COM | P | 2017-08-01 | 2017-09-26 |
| ASSOCTD BANC-CORP COM | P | 2014-03-24 | 2017-09-26 |
| ASSOCTD BANC-CORP COM | P | 2014-03-25 | 2017-09-26 |
| ASSOCTD BANC-CORP COM | P | 2014-03-25 | 2017-09-26 |
| ASSOCTD BANC-CORP COM | P | 2014-03-26 | 2017-09-26 |
| ASSOCTD BANC-CORP COM | P | 2014-03-26 | 2017-09-26 |
| ASSOCTD BANC-CORP COM | P | 2014-03-27 | 2017-09-26 |
| ASSOCTD BANC-CORP COM | P | 2014-03-28 | 2017-09-26 |
| ASSOCTD BANC-CORP COM | P | 2014-03-28 | 2017-09-26 |

Form 990PF Part IV - Capital Gains and Losses for Tax on Investment Income - Columns e - h

| (e) Gross sales price | (f) Depreciation allowed (or allowable) | (g) Cost or other basis plus expense of sale | (h) Gain or (loss) (e) plus (f) minus (g) |
|-----------------------|--|---|--|
| 518 | | 634 | -116 |
| 6,136 | | 7,496 | -1,360 |
| 12,960 | | 10,032 | 2,928 |
| 12,960 | | 10,002 | 2,958 |
| 11,193 | | 8,641 | 2,552 |
| 10,651 | | 8,173 | 2,478 |
| 7,658 | | 5,905 | 1,753 |
| 21,750 | | 16,439 | 5,311 |
| 7,517 | | 5,661 | 1,856 |
| 5,891 | | 4,443 | 1,448 |

Form 990PF Part IV - Capital Gains and Losses for Tax on Investment Income - Columns i - l

| Complete only for assets showing gain in column (h) and owned by the foundation on 12/31/69 | | | (I) Gains (Col (h) gain minus col (k), but not less than -0-) or Losses (from col (h)) |
|---|--------------------------------------|---|--|
| (i) F M V as of 12/31/69 | (j) Adjusted basis as of 12/31/69 | (k) Excess of col (i) over col (j), if any | |
| | | | -116 |
| | | | -1,360 |
| | | | 2,928 |
| | | | 2,958 |
| | | | 2,552 |
| | | | 2,478 |
| | | | 1,753 |
| | | | 5,311 |
| | | | 1,856 |
| | | | 1,448 |

| Form 990PF Part IV - Capital Gains and Losses for Tax on Investment Income - Columns a - d | | | |
|--|---|---|-------------------------------------|
| List and describe the kind(s) of property sold (e g , real estate, (a) 2-story brick warehouse, or common stock, 200 shs MLC Co) | (b) How acquired P—Purchase D—Donation | (c) Date acquired (mo , day, yr) | (d) Date sold (mo , day, yr) |
| ASSOCTD BANC-CORP COM | P | 2014-03-31 | 2017-09-26 |
| ASSOCTD BANC-CORP COM | P | 2014-04-03 | 2017-09-26 |
| ASSOCTD BANC-CORP COM | P | 2014-04-04 | 2017-09-26 |
| ASSOCTD BANC-CORP COM | P | 2014-04-07 | 2017-09-26 |
| ASSOCTD BANC-CORP COM | P | 2016-03-10 | 2017-09-26 |
| ASTEC INDS INC COM | P | 2016-12-09 | 2017-09-26 |
| ASTEC INDS INC COM | P | 2016-12-12 | 2017-09-26 |
| ASTEC INDS INC COM | P | 2016-12-29 | 2017-09-26 |
| ASTEC INDS INC COM | P | 2016-12-30 | 2017-09-26 |
| ASTEC INDS INC COM | P | 2017-01-05 | 2017-09-26 |

Form 990PF Part IV - Capital Gains and Losses for Tax on Investment Income - Columns e - h

| (e) Gross sales price | Depreciation allowed (f) (or allowable) | Cost or other basis (g) plus expense of sale | Gain or (loss) (h) (e) plus (f) minus (g) |
|-----------------------|--|---|--|
| 7,069 | | 5,395 | 1,674 |
| 4,124 | | 3,191 | 933 |
| 16,495 | | 12,627 | 3,868 |
| 3,535 | | 2,671 | 864 |
| 7,069 | | 5,452 | 1,617 |
| 10,852 | | 13,474 | -2,622 |
| 5,454 | | 6,655 | -1,201 |
| 946 | | 1,150 | -204 |
| 3,840 | | 4,648 | -808 |
| 7,624 | | 9,308 | -1,684 |

Form 990PF Part IV - Capital Gains and Losses for Tax on Investment Income - Columns i - l

| Complete only for assets showing gain in column (h) and owned by the foundation on 12/31/69 | | | (I) Gains (Col (h) gain minus col (k), but not less than -0-) or Losses (from col (h)) |
|---|--------------------------------------|---|--|
| (i) F M V as of 12/31/69 | Adjusted basis (j) as of 12/31/69 | Excess of col (i) (k) over col (j), if any | |
| | | | 1,674 |
| | | | 933 |
| | | | 3,868 |
| | | | 864 |
| | | | 1,617 |
| | | | -2,622 |
| | | | -1,201 |
| | | | -204 |
| | | | -808 |
| | | | -1,684 |

| Form 990PF Part IV - Capital Gains and Losses for Tax on Investment Income - Columns a - d | | | |
|--|---|---|-------------------------------------|
| List and describe the kind(s) of property sold (e g , real estate, (a) 2-story brick warehouse, or common stock, 200 shs MLC Co) | (b) How acquired P—Purchase D—Donation | (c) Date acquired (mo , day, yr) | (d) Date sold (mo , day, yr) |
| ASTEC INDS INC COM | P | 2017-01-06 | 2017-09-26 |
| ASTEC INDS INC COM | P | 2017-01-09 | 2017-09-26 |
| ASTEC INDS INC COM | P | 2017-01-26 | 2017-09-26 |
| ASTEC INDS INC COM | P | 2017-01-27 | 2017-09-26 |
| ASTEC INDS INC COM | P | 2017-01-30 | 2017-09-26 |
| ASTEC INDS INC COM | P | 2017-05-01 | 2017-09-26 |
| ASTEC INDS INC COM | P | 2017-05-02 | 2017-09-26 |
| AT&T INC COM | P | 2015-08-03 | 2017-09-26 |
| AVIS BUDGET GROUP INC COM STK | P | 2017-07-10 | 2017-09-26 |
| AVIS BUDGET GROUP INC COM STK | P | 2017-08-08 | 2017-09-26 |

Form 990PF Part IV - Capital Gains and Losses for Tax on Investment Income - Columns e - h

| (e) Gross sales price | Depreciation allowed (f) (or allowable) | Cost or other basis (g) plus expense of sale | Gain or (loss) (h) (e) plus (f) minus (g) |
|-----------------------|--|---|--|
| 3,673 | | 4,490 | -817 |
| 1,670 | | 2,002 | -332 |
| 1,558 | | 1,960 | -402 |
| 2,003 | | 2,545 | -542 |
| 4,007 | | 5,018 | -1,011 |
| 4,897 | | 5,608 | -711 |
| 723 | | 828 | -105 |
| 94,283 | | 84,421 | 9,862 |
| 59,962 | | 44,926 | 15,036 |
| 53,742 | | 43,945 | 9,797 |

Form 990PF Part IV - Capital Gains and Losses for Tax on Investment Income - Columns i - l

| Complete only for assets showing gain in column (h) and owned by the foundation on 12/31/69 | | | (I) Gains (Col (h) gain minus col (k), but not less than -0-) or Losses (from col (h)) |
|---|--------------------------------------|---|--|
| (i) F M V as of 12/31/69 | Adjusted basis (j) as of 12/31/69 | Excess of col (i) (k) over col (j), if any | |
| | | | -817 |
| | | | -332 |
| | | | -402 |
| | | | -542 |
| | | | -1,011 |
| | | | -711 |
| | | | -105 |
| | | | 9,862 |
| | | | 15,036 |
| | | | 9,797 |

Form 990PF Part IV - Capital Gains and Losses for Tax on Investment Income - Columns a - d

| List and describe the kind(s) of property sold (e g , real estate, (a) 2-story brick warehouse, or common stock, 200 shs MLC Co) | (b) How acquired P—Purchase D—Donation | (c) Date acquired (mo , day, yr) | (d) Date sold (mo , day, yr) |
|--|---|---|-------------------------------------|
| AXIS CAPITAL HOLDINGS LTD COM USD0 0125 | P | 2013-01-11 | 2017-09-26 |
| AXIS CAPITAL HOLDINGS LTD COM USD0 0125 | P | 2013-01-14 | 2017-09-26 |
| AXIS CAPITAL HOLDINGS LTD COM USD0 0125 | P | 2013-01-15 | 2017-09-26 |
| AXIS CAPITAL HOLDINGS LTD COM USD0 0125 | P | 2013-01-16 | 2017-09-26 |
| AXIS CAPITAL HOLDINGS LTD COM USD0 0125 | P | 2013-01-18 | 2017-09-26 |
| AXIS CAPITAL HOLDINGS LTD COM USD0 0125 | P | 2013-01-18 | 2017-09-26 |
| AXIS CAPITAL HOLDINGS LTD COM USD0 0125 | P | 2013-01-23 | 2017-09-26 |
| AXIS CAPITAL HOLDINGS LTD COM USD0 0125 | P | 2013-01-23 | 2017-09-26 |
| AXIS CAPITAL HOLDINGS LTD COM USD0 0125 | P | 2013-01-25 | 2017-09-26 |
| AXIS CAPITAL HOLDINGS LTD COM USD0 0125 | P | 2013-01-25 | 2017-09-26 |

Form 990PF Part IV - Capital Gains and Losses for Tax on Investment Income - Columns e - h

| (e) Gross sales price | (f) Depreciation allowed (or allowable) | (g) Cost or other basis plus expense of sale | (h) Gain or (loss) (e) plus (f) minus (g) |
|-----------------------|--|---|--|
| 46,575 | | 30,437 | 16,138 |
| 71,979 | | 47,075 | 24,904 |
| 74,802 | | 48,828 | 25,974 |
| 15,525 | | 10,107 | 5,418 |
| 2,823 | | 1,836 | 987 |
| 55,043 | | 35,835 | 19,208 |
| 7,057 | | 4,701 | 2,356 |
| 4,234 | | 2,822 | 1,412 |
| 28,227 | | 18,899 | 9,328 |
| 22,582 | | 15,138 | 7,444 |

Form 990PF Part IV - Capital Gains and Losses for Tax on Investment Income - Columns i - l

| Complete only for assets showing gain in column (h) and owned by the foundation on 12/31/69 | | | (l) Gains (Col (h) gain minus col (k), but not less than -0-) or Losses (from col (h)) |
|---|--------------------------------------|---|--|
| (i) F M V as of 12/31/69 | (j) Adjusted basis as of 12/31/69 | (k) Excess of col (i) over col (j), if any | |
| | | | 16,138 |
| | | | 24,904 |
| | | | 25,974 |
| | | | 5,418 |
| | | | 987 |
| | | | 19,208 |
| | | | 2,356 |
| | | | 1,412 |
| | | | 9,328 |
| | | | 7,444 |

| Form 990PF Part IV - Capital Gains and Losses for Tax on Investment Income - Columns a - d | | | |
|--|---|---|-------------------------------------|
| List and describe the kind(s) of property sold (e g , real estate, (a) 2-story brick warehouse, or common stock, 200 shs MLC Co) | (b) How acquired P—Purchase D—Donation | (c) Date acquired (mo , day, yr) | (d) Date sold (mo , day, yr) |
| AXIS CAPITAL HOLDINGS LTD COM USD0 0125 | P | 2013-01-28 | 2017-09-26 |
| AXIS CAPITAL HOLDINGS LTD COM USD0 0125 | P | 2013-08-13 | 2017-09-26 |
| AXIS CAPITAL HOLDINGS LTD COM USD0 0125 | P | 2013-10-10 | 2017-09-26 |
| AXIS CAPITAL HOLDINGS LTD COM USD0 0125 | P | 2014-04-07 | 2017-09-26 |
| BANK OF AMERICA CORP | P | 2015-08-03 | 2017-09-26 |
| BOEING CO COM | P | 2015-08-03 | 2017-09-26 |
| BOINGO WIRELESS INC COM STK | P | 2017-08-04 | 2017-09-26 |
| BOINGO WIRELESS INC COM STK | P | 2017-08-07 | 2017-09-26 |
| BOINGO WIRELESS INC COM STK | P | 2017-08-08 | 2017-09-26 |
| BOINGO WIRELESS INC COM STK | P | 2017-08-10 | 2017-09-26 |

Form 990PF Part IV - Capital Gains and Losses for Tax on Investment Income - Columns e - h

| (e) Gross sales price | (f) Depreciation allowed (or allowable) | (g) Cost or other basis plus expense of sale | (h) Gain or (loss) (e) plus (f) minus (g) |
|-----------------------|--|---|--|
| 60,688 | | 40,838 | 19,850 |
| 254,044 | | 191,048 | 62,996 |
| 101,618 | | 81,060 | 20,558 |
| 4,234 | | 3,420 | 814 |
| 74,631 | | 53,500 | 21,131 |
| 82,246 | | 46,559 | 35,687 |
| 22,108 | | 19,986 | 2,122 |
| 15,716 | | 14,172 | 1,544 |
| 2,619 | | 2,295 | 324 |
| 4,275 | | 3,754 | 521 |

Form 990PF Part IV - Capital Gains and Losses for Tax on Investment Income - Columns i - l

| Complete only for assets showing gain in column (h) and owned by the foundation on 12/31/69 | | | (I) Gains (Col (h) gain minus col (k), but not less than -0-) or Losses (from col (h)) |
|---|--------------------------------------|---|--|
| (i) F M V as of 12/31/69 | (j) Adjusted basis as of 12/31/69 | (k) Excess of col (i) over col (j), if any | |
| | | | 19,850 |
| | | | 62,996 |
| | | | 20,558 |
| | | | 814 |
| | | | 21,131 |
| | | | 35,687 |
| | | | 2,122 |
| | | | 1,544 |
| | | | 324 |
| | | | 521 |

| Form 990PF Part IV - Capital Gains and Losses for Tax on Investment Income - Columns a - d | | | |
|--|---|---|-------------------------------------|
| List and describe the kind(s) of property sold (e g , real estate, (a) 2-story brick warehouse, or common stock, 200 shs MLC Co) | (b) How acquired P—Purchase D—Donation | (c) Date acquired (mo , day, yr) | (d) Date sold (mo , day, yr) |
| BOINGO WIRELESS INC COM STK | P | 2017-08-15 | 2017-09-26 |
| BOINGO WIRELESS INC COM STK | P | 2017-08-16 | 2017-09-26 |
| BOINGO WIRELESS INC COM STK | P | 2017-08-22 | 2017-09-26 |
| BOX INC CL A CL A | P | 2016-09-28 | 2017-09-26 |
| BOX INC CL A CL A | P | 2016-09-29 | 2017-09-26 |
| BOX INC CL A CL A | P | 2016-09-30 | 2017-09-26 |
| BOX INC CL A CL A | P | 2016-09-30 | 2017-09-26 |
| BOX INC CL A CL A | P | 2016-10-03 | 2017-09-26 |
| BOX INC CL A CL A | P | 2016-10-04 | 2017-09-26 |
| BOX INC CL A CL A | P | 2016-10-04 | 2017-09-26 |

Form 990PF Part IV - Capital Gains and Losses for Tax on Investment Income - Columns e - h

| (e) Gross sales price | (f) Depreciation allowed (or allowable) | (g) Cost or other basis plus expense of sale | (h) Gain or (loss) (e) plus (f) minus (g) |
|-----------------------|--|---|--|
| 2,473 | | 2,309 | 164 |
| 4,694 | | 4,347 | 347 |
| 13,474 | | 12,578 | 896 |
| 4,256 | | 3,531 | 725 |
| 15,204 | | 12,832 | 2,372 |
| 4,219 | | 3,610 | 609 |
| 8,638 | | 7,495 | 1,143 |
| 4,237 | | 3,694 | 543 |
| 1,982 | | 1,790 | 192 |
| 2,382 | | 2,153 | 229 |

Form 990PF Part IV - Capital Gains and Losses for Tax on Investment Income - Columns i - l

| Complete only for assets showing gain in column (h) and owned by the foundation on 12/31/69 | | | (I) Gains (Col (h) gain minus col (k), but not less than -0-) or Losses (from col (h)) |
|---|--------------------------------------|---|--|
| (i) F M V as of 12/31/69 | (j) Adjusted basis as of 12/31/69 | (k) Excess of col (i) over col (j), if any | |
| | | | 164 |
| | | | 347 |
| | | | 896 |
| | | | 725 |
| | | | 2,372 |
| | | | 609 |
| | | | 1,143 |
| | | | 543 |
| | | | 192 |
| | | | 229 |

| Form 990PF Part IV - Capital Gains and Losses for Tax on Investment Income - Columns a - d | | | |
|--|---|---|-------------------------------------|
| List and describe the kind(s) of property sold (e g , real estate, (a) 2-story brick warehouse, or common stock, 200 shs MLC Co) | (b) How acquired P—Purchase D—Donation | (c) Date acquired (mo , day, yr) | (d) Date sold (mo , day, yr) |
| BOX INC CL A CL A | P | 2016-10-10 | 2017-09-26 |
| BOX INC CL A CL A | P | 2016-10-11 | 2017-09-26 |
| BOX INC CL A CL A | P | 2016-10-13 | 2017-09-26 |
| BOX INC CL A CL A | P | 2016-10-21 | 2017-09-26 |
| BOX INC CL A CL A | P | 2017-01-05 | 2017-09-26 |
| BOX INC CL A CL A | P | 2017-01-11 | 2017-09-26 |
| BOX INC CL A CL A | P | 2017-03-31 | 2017-09-26 |
| BRIGHTHOUSE FINL INC COM | P | 2013-01-11 | 2017-09-26 |
| BRIGHTHOUSE FINL INC COM | P | 2013-01-16 | 2017-09-26 |
| BRIGHTHOUSE FINL INC COM | P | 2013-08-13 | 2017-09-26 |

Form 990PF Part IV - Capital Gains and Losses for Tax on Investment Income - Columns e - h

| (e) Gross sales price | (f) Depreciation allowed (or allowable) | (g) Cost or other basis plus expense of sale | (h) Gain or (loss) (e) plus (f) minus (g) |
|-----------------------|--|---|--|
| 327 | | 281 | 46 |
| 3,510 | | 2,953 | 557 |
| 3,001 | | 2,434 | 567 |
| 527 | | 435 | 92 |
| 5,583 | | 4,484 | 1,099 |
| 236 | | 211 | 25 |
| 3,455 | | 3,124 | 331 |
| 1,465 | | 1,000 | 465 |
| 12,120 | | 8,330 | 3,790 |
| 9,591 | | 8,847 | 744 |

Form 990PF Part IV - Capital Gains and Losses for Tax on Investment Income - Columns i - l

| Complete only for assets showing gain in column (h) and owned by the foundation on 12/31/69 | | | (I) Gains (Col (h) gain minus col (k), but not less than -0-) or Losses (from col (h)) |
|---|--------------------------------------|---|--|
| (i) F M V as of 12/31/69 | (j) Adjusted basis as of 12/31/69 | (k) Excess of col (i) over col (j), if any | |
| | | | 46 |
| | | | 557 |
| | | | 567 |
| | | | 92 |
| | | | 1,099 |
| | | | 25 |
| | | | 331 |
| | | | 465 |
| | | | 3,790 |
| | | | 744 |

Form 990PF Part IV - Capital Gains and Losses for Tax on Investment Income - Columns a - d

| List and describe the kind(s) of property sold (e g , real estate, (a) 2-story brick warehouse, or common stock, 200 shs MLC Co) | (b) How acquired P—Purchase D—Donation | (c) Date acquired (mo , day, yr) | (d) Date sold (mo , day, yr) |
|--|---|---|-------------------------------------|
| BRIGHTHOUSE FINL INC COM | P | 2013-10-10 | 2017-09-26 |
| BRIGHTHOUSE FINL INC COM | P | 2015-08-03 | 2017-09-26 |
| BRIGHTHOUSE FINL INC COM | P | 2015-08-03 | 2017-08-07 |
| BRIGHTHOUSE FINL INC COM | P | 2016-08-15 | 2017-09-26 |
| BRIGHTHOUSE FINL INC COM | P | 2016-10-25 | 2017-09-26 |
| CADENCE DESIGN SYS INC COM | P | 2016-04-05 | 2017-09-26 |
| CADENCE DESIGN SYS INC COM | P | 2016-12-12 | 2017-09-26 |
| CADENCE DESIGN SYS INC COM | P | 2017-03-21 | 2017-09-26 |
| CHART INDS INC COM PAR \$0 01 COM PAR \$0 01 | P | 2015-10-01 | 2017-09-26 |
| CHART INDS INC COM PAR \$0 01 COM PAR \$0 01 | P | 2015-10-16 | 2017-09-26 |

Form 990PF Part IV - Capital Gains and Losses for Tax on Investment Income - Columns e - h

| (e) Gross sales price | (f) Depreciation allowed (or allowable) | (g) Cost or other basis plus expense of sale | (h) Gain or (loss) (e) plus (f) minus (g) |
|-----------------------|--|---|--|
| 16,252 | | 14,559 | 1,693 |
| 6,500 | | 6,816 | -316 |
| 37 | | 41 | -4 |
| 2,226 | | 1,681 | 545 |
| 17,353 | | 15,208 | 2,145 |
| 39,526 | | 24,282 | 15,244 |
| 24,459 | | 16,399 | 8,060 |
| 72,994 | | 60,145 | 12,849 |
| 11,461 | | 5,798 | 5,663 |
| 2,865 | | 1,623 | 1,242 |

Form 990PF Part IV - Capital Gains and Losses for Tax on Investment Income - Columns i - l

| Complete only for assets showing gain in column (h) and owned by the foundation on 12/31/69 | | | (I) Gains (Col (h) gain minus col (k), but not less than -0-) or Losses (from col (h)) |
|---|-----------------------------------|--|--|
| (i) F M V as of 12/31/69 | (j) Adjusted basis as of 12/31/69 | (k) Excess of col (i) over col (j), if any | |
| | | | 1,693 |
| | | | -316 |
| | | | -4 |
| | | | 545 |
| | | | 2,145 |
| | | | 15,244 |
| | | | 8,060 |
| | | | 12,849 |
| | | | 5,663 |
| | | | 1,242 |

| Form 990PF Part IV - Capital Gains and Losses for Tax on Investment Income - Columns a - d | | | |
|--|---|---|-------------------------------------|
| List and describe the kind(s) of property sold (e g , real estate, (a) 2-story brick warehouse, or common stock, 200 shs MLC Co) | (b) How acquired P—Purchase D—Donation | (c) Date acquired (mo , day, yr) | (d) Date sold (mo , day, yr) |
| CHART INDS INC COM PAR \$0 01 COM PAR \$0 01 | P | 2015-10-19 | 2017-09-26 |
| CHART INDS INC COM PAR \$0 01 COM PAR \$0 01 | P | 2015-10-21 | 2017-09-26 |
| CHART INDS INC COM PAR \$0 01 COM PAR \$0 01 | P | 2015-10-27 | 2017-09-26 |
| CHART INDS INC COM PAR \$0 01 COM PAR \$0 01 | P | 2015-10-28 | 2017-09-26 |
| CHART INDS INC COM PAR \$0 01 COM PAR \$0 01 | P | 2015-10-30 | 2017-09-26 |
| CHART INDS INC COM PAR \$0 01 COM PAR \$0 01 | P | 2015-11-12 | 2017-09-26 |
| CHART INDS INC COM PAR \$0 01 COM PAR \$0 01 | P | 2015-11-17 | 2017-09-26 |
| CHART INDS INC COM PAR \$0 01 COM PAR \$0 01 | P | 2015-11-19 | 2017-09-26 |
| CHART INDS INC COM PAR \$0 01 COM PAR \$0 01 | P | 2015-11-20 | 2017-09-26 |
| CHART INDS INC COM PAR \$0 01 COM PAR \$0 01 | P | 2015-12-03 | 2017-09-26 |

Form 990PF Part IV - Capital Gains and Losses for Tax on Investment Income - Columns e - h

| (e) Gross sales price | (f) Depreciation allowed (or allowable) | (g) Cost or other basis plus expense of sale | (h) Gain or (loss) (e) plus (f) minus (g) |
|-----------------------|--|---|--|
| 7,641 | | 4,241 | 3,400 |
| 3,820 | | 2,140 | 1,680 |
| 6,685 | | 3,660 | 3,025 |
| 3,820 | | 2,143 | 1,677 |
| 8,557 | | 3,805 | 4,752 |
| 4,775 | | 2,400 | 2,375 |
| 3,820 | | 1,930 | 1,890 |
| 955 | | 489 | 466 |
| 3,820 | | 1,946 | 1,874 |
| 14,326 | | 7,673 | 6,653 |

Form 990PF Part IV - Capital Gains and Losses for Tax on Investment Income - Columns i - l

| Complete only for assets showing gain in column (h) and owned by the foundation on 12/31/69 | | | (I) Gains (Col (h) gain minus col (k), but not less than -0-) or Losses (from col (h)) |
|---|--------------------------------------|---|---|
| (i) F M V as of 12/31/69 | (j) Adjusted basis as of 12/31/69 | (k) Excess of col (i) over col (j), if any | |
| | | | 3,400 |
| | | | 1,680 |
| | | | 3,025 |
| | | | 1,677 |
| | | | 4,752 |
| | | | 2,375 |
| | | | 1,890 |
| | | | 466 |
| | | | 1,874 |
| | | | 6,653 |

Form 990PF Part IV - Capital Gains and Losses for Tax on Investment Income - Columns a - d

| List and describe the kind(s) of property sold (e g , real estate, (a) 2-story brick warehouse, or common stock, 200 shs MLC Co) | (b) How acquired P—Purchase D—Donation | (c) Date acquired (mo , day, yr) | (d) Date sold (mo , day, yr) |
|--|---|---|-------------------------------------|
| CHART INDS INC COM PAR \$0 01 COM PAR \$0 01 | P | 2015-12-03 | 2017-09-26 |
| CHART INDS INC COM PAR \$0 01 COM PAR \$0 01 | P | 2015-12-04 | 2017-09-26 |
| CHART INDS INC COM PAR \$0 01 COM PAR \$0 01 | P | 2015-12-09 | 2017-09-26 |
| CHART INDS INC COM PAR \$0 01 COM PAR \$0 01 | P | 2015-12-09 | 2017-09-26 |
| CHART INDS INC COM PAR \$0 01 COM PAR \$0 01 | P | 2015-12-10 | 2017-09-26 |
| CHART INDS INC COM PAR \$0 01 COM PAR \$0 01 | P | 2015-12-11 | 2017-09-26 |
| CHART INDS INC COM PAR \$0 01 COM PAR \$0 01 | P | 2015-12-14 | 2017-09-26 |
| CHEGG INC COM | P | 2017-08-03 | 2017-09-26 |
| CHEGG INC COM | P | 2017-08-03 | 2017-09-26 |
| CHUBB LTD ORD CHF24 15 | P | 2015-08-03 | 2017-09-26 |

Form 990PF Part IV - Capital Gains and Losses for Tax on Investment Income - Columns e - h

| (e) Gross sales price | (f) Depreciation allowed (or allowable) | (g) Cost or other basis plus expense of sale | (h) Gain or (loss) (e) plus (f) minus (g) |
|-----------------------|--|---|--|
| 2,865 | | 1,524 | 1,341 |
| 15,281 | | 7,988 | 7,293 |
| 2,865 | | 1,384 | 1,481 |
| 9,551 | | 4,546 | 5,005 |
| 7,641 | | 3,738 | 3,903 |
| 17,191 | | 8,289 | 8,902 |
| 1,910 | | 901 | 1,009 |
| 18,267 | | 19,028 | -761 |
| 19,074 | | 20,062 | -988 |
| 22,384 | | 17,499 | 4,885 |

Form 990PF Part IV - Capital Gains and Losses for Tax on Investment Income - Columns i - l

| Complete only for assets showing gain in column (h) and owned by the foundation on 12/31/69 | | | (I) Gains (Col (h) gain minus col (k), but not less than -0-) or Losses (from col (h)) |
|---|--------------------------------------|---|--|
| (i) F M V as of 12/31/69 | (j) Adjusted basis as of 12/31/69 | (k) Excess of col (i) over col (j), if any | |
| | | | 1,341 |
| | | | 7,293 |
| | | | 1,481 |
| | | | 5,005 |
| | | | 3,903 |
| | | | 8,902 |
| | | | 1,009 |
| | | | -761 |
| | | | -988 |
| | | | 4,885 |

| Form 990PF Part IV - Capital Gains and Losses for Tax on Investment Income - Columns a - d | | | |
|--|---|---|-------------------------------------|
| List and describe the kind(s) of property sold (e g , real estate, (a) 2-story brick warehouse, or common stock, 200 shs MLC Co) | (b) How acquired P—Purchase D—Donation | (c) Date acquired (mo , day, yr) | (d) Date sold (mo , day, yr) |
| CHUBB LTD ORD CHF24 15 | P | 2016-01-19 | 2017-09-26 |
| CISCO SYSTEMS INC | P | 2015-08-03 | 2017-09-26 |
| CITIGROUP INC COM NEW COM NEW | P | 2013-01-11 | 2017-09-26 |
| CITIGROUP INC COM NEW COM NEW | P | 2013-01-16 | 2017-09-26 |
| CITIGROUP INC COM NEW COM NEW | P | 2013-08-13 | 2017-09-26 |
| CITIGROUP INC COM NEW COM NEW | P | 2013-10-10 | 2017-09-26 |
| CITIGROUP INC COM NEW COM NEW | P | 2014-03-27 | 2017-09-26 |
| CITIGROUP INC COM NEW COM NEW | P | 2014-03-27 | 2017-09-26 |
| CITIGROUP INC COM NEW COM NEW | P | 2014-03-27 | 2017-09-26 |
| CITIGROUP INC COM NEW COM NEW | P | 2014-03-27 | 2017-09-26 |

Form 990PF Part IV - Capital Gains and Losses for Tax on Investment Income - Columns e - h

| (e) Gross sales price | (f) Depreciation allowed (or allowable) | (g) Cost or other basis plus expense of sale | (h) Gain or (loss) (e) plus (f) minus (g) |
|-----------------------|--|---|--|
| 43,352 | | 33,972 | 9,380 |
| 45,855 | | 38,555 | 7,300 |
| 223,455 | | 132,883 | 90,572 |
| 109,954 | | 66,115 | 43,839 |
| 5,320 | | 3,835 | 1,485 |
| 173,798 | | 120,479 | 53,319 |
| 35,469 | | 23,784 | 11,685 |
| 69,165 | | 46,320 | 22,845 |
| 95,767 | | 64,187 | 31,580 |
| 134,783 | | 90,043 | 44,740 |

Form 990PF Part IV - Capital Gains and Losses for Tax on Investment Income - Columns i - l

| Complete only for assets showing gain in column (h) and owned by the foundation on 12/31/69 | | | (I) Gains (Col (h) gain minus col (k), but not less than -0-) or Losses (from col (h)) |
|---|--------------------------------------|---|--|
| (i) F M V as of 12/31/69 | (j) Adjusted basis as of 12/31/69 | (k) Excess of col (i) over col (j), if any | |
| | | | 9,380 |
| | | | 7,300 |
| | | | 90,572 |
| | | | 43,839 |
| | | | 1,485 |
| | | | 53,319 |
| | | | 11,685 |
| | | | 22,845 |
| | | | 31,580 |
| | | | 44,740 |

| Form 990PF Part IV - Capital Gains and Losses for Tax on Investment Income - Columns a - d | | | |
|--|---|---|-------------------------------------|
| List and describe the kind(s) of property sold (e g , real estate, (a) 2-story brick warehouse, or common stock, 200 shs MLC Co) | (b) How acquired P—Purchase D—Donation | (c) Date acquired (mo , day, yr) | (d) Date sold (mo , day, yr) |
| CITIGROUP INC COM NEW COM NEW | P | 2015-02-04 | 2017-09-26 |
| CITIGROUP INC COM NEW COM NEW | P | 2015-08-03 | 2017-09-26 |
| CITIGROUP INC COM NEW COM NEW | P | 2016-03-24 | 2017-09-26 |
| CITIGROUP INC COM NEW COM NEW | P | 2016-06-16 | 2017-09-26 |
| CITRIX SYS INC COM | P | 2016-12-12 | 2017-09-26 |
| CITRIX SYS INC COM | P | 2017-03-21 | 2017-09-26 |
| COCA COLA CO COM | P | 2016-12-12 | 2017-09-26 |
| COCA COLA CO COM | P | 2017-05-08 | 2017-09-26 |
| COGNEX CORP COM | P | 2016-08-08 | 2017-09-26 |
| COGNEX CORP COM | P | 2016-09-21 | 2017-09-26 |

Form 990PF Part IV - Capital Gains and Losses for Tax on Investment Income - Columns e - h

| (e) Gross sales price | Depreciation allowed (f) (or allowable) | Cost or other basis (g) plus expense of sale | Gain or (loss) (h) (e) plus (f) minus (g) |
|-----------------------|--|---|--|
| 79,805 | | 54,899 | 24,906 |
| 341,993 | | 281,787 | 60,206 |
| 4,966 | | 2,912 | 2,054 |
| 227,002 | | 134,256 | 92,746 |
| 4,078 | | 3,812 | 266 |
| 71,070 | | 77,009 | -5,939 |
| 17,499 | | 16,090 | 1,409 |
| 27,342 | | 26,326 | 1,016 |
| 11,744 | | 5,328 | 6,416 |
| 17,617 | | 8,228 | 9,389 |

Form 990PF Part IV - Capital Gains and Losses for Tax on Investment Income - Columns i - l

| Complete only for assets showing gain in column (h) and owned by the foundation on 12/31/69 | | | (I) Gains (Col (h) gain minus col (k), but not less than -0-) or Losses (from col (h)) |
|---|--------------------------------------|---|--|
| (i) F M V as of 12/31/69 | Adjusted basis (j) as of 12/31/69 | Excess of col (i) (k) over col (j), if any | |
| | | | 24,906 |
| | | | 60,206 |
| | | | 2,054 |
| | | | 92,746 |
| | | | 266 |
| | | | -5,939 |
| | | | 1,409 |
| | | | 1,016 |
| | | | 6,416 |
| | | | 9,389 |

| Form 990PF Part IV - Capital Gains and Losses for Tax on Investment Income - Columns a - d | | | |
|--|---|---|-------------------------------------|
| List and describe the kind(s) of property sold (e g , real estate, (a) 2-story brick warehouse, or common stock, 200 shs MLC Co) | (b) How acquired P—Purchase D—Donation | (c) Date acquired (mo , day, yr) | (d) Date sold (mo , day, yr) |
| COGNEX CORP COM | P | 2016-11-14 | 2017-09-26 |
| COGNEX CORP COM | P | 2016-11-15 | 2017-09-26 |
| COGNEX CORP COM | P | 2017-03-21 | 2017-09-26 |
| COGNIZANT TECH SOLUTIONS CORP CL A | P | 2015-08-03 | 2017-09-26 |
| COGNIZANT TECH SOLUTIONS CORP CL A | P | 2016-10-24 | 2017-09-26 |
| COGNIZANT TECH SOLUTIONS CORP CL A | P | 2016-10-25 | 2017-09-26 |
| COGNIZANT TECH SOLUTIONS CORP CL A | P | 2016-11-09 | 2017-09-26 |
| COGNIZANT TECH SOLUTIONS CORP CL A | P | 2016-11-15 | 2017-09-26 |
| COGNIZANT TECH SOLUTIONS CORP CL A | P | 2016-12-16 | 2017-09-26 |
| COGNIZANT TECH SOLUTIONS CORP CL A | P | 2016-12-19 | 2017-09-26 |

Form 990PF Part IV - Capital Gains and Losses for Tax on Investment Income - Columns e - h

| (e) Gross sales price | Depreciation allowed (f) (or allowable) | Cost or other basis (g) plus expense of sale | Gain or (loss) (h) (e) plus (f) minus (g) |
|-----------------------|--|---|--|
| 23,163 | | 12,169 | 10,994 |
| 1,414 | | 756 | 658 |
| 51,436 | | 37,105 | 14,331 |
| 55,151 | | 48,425 | 6,726 |
| 130,358 | | 91,872 | 38,486 |
| 188,016 | | 132,917 | 55,099 |
| 316,941 | | 233,328 | 83,613 |
| 241,735 | | 183,039 | 58,696 |
| 80,578 | | 63,154 | 17,424 |
| 71,625 | | 56,665 | 14,960 |

Form 990PF Part IV - Capital Gains and Losses for Tax on Investment Income - Columns i - l

| Complete only for assets showing gain in column (h) and owned by the foundation on 12/31/69 | | | (I) Gains (Col (h) gain minus col (k), but not less than -0-) or Losses (from col (h)) |
|---|--------------------------------------|---|---|
| (i) F M V as of 12/31/69 | Adjusted basis (j) as of 12/31/69 | Excess of col (i) (k) over col (j), if any | |
| | | | 10,994 |
| | | | 658 |
| | | | 14,331 |
| | | | 6,726 |
| | | | 38,486 |
| | | | 55,099 |
| | | | 83,613 |
| | | | 58,696 |
| | | | 17,424 |
| | | | 14,960 |

| Form 990PF Part IV - Capital Gains and Losses for Tax on Investment Income - Columns a - d | | | |
|--|---|---|-------------------------------------|
| List and describe the kind(s) of property sold (e g , real estate, (a) 2-story brick warehouse, or common stock, 200 shs MLC Co) | (b) How acquired P—Purchase D—Donation | (c) Date acquired (mo , day, yr) | (d) Date sold (mo , day, yr) |
| COGNIZANT TECH SOLUTIONS CORP CL A | P | 2016-12-20 | 2017-09-26 |
| COGNIZANT TECH SOLUTIONS CORP CL A | P | 2017-02-23 | 2017-09-26 |
| COGNIZANT TECH SOLUTIONS CORP CL A | P | 2017-02-24 | 2017-09-26 |
| COGNIZANT TECH SOLUTIONS CORP CL A | P | 2017-02-27 | 2017-09-26 |
| COGNIZANT TECH SOLUTIONS CORP CL A | P | 2017-02-28 | 2017-09-26 |
| COGNIZANT TECH SOLUTIONS CORP CL A | P | 2017-03-01 | 2017-09-26 |
| COGNIZANT TECH SOLUTIONS CORP CL A | P | 2017-03-02 | 2017-09-26 |
| COGNIZANT TECH SOLUTIONS CORP CL A | P | 2017-03-03 | 2017-09-26 |
| COHERENT INC COM | P | 2016-04-13 | 2017-09-26 |
| COHERENT INC COM | P | 2016-04-22 | 2017-09-26 |

Form 990PF Part IV - Capital Gains and Losses for Tax on Investment Income - Columns e - h

| (e) Gross sales price | (f) Depreciation allowed (or allowable) | (g) Cost or other basis plus expense of sale | (h) Gain or (loss) (e) plus (f) minus (g) |
|-----------------------|--|---|--|
| 69,835 | | 55,084 | 14,751 |
| 14,325 | | 11,788 | 2,537 |
| 8,953 | | 7,378 | 1,575 |
| 3,581 | | 2,973 | 608 |
| 19,697 | | 16,310 | 3,387 |
| 1,791 | | 1,491 | 300 |
| 7,163 | | 6,017 | 1,146 |
| 12,320 | | 10,316 | 2,004 |
| 14,307 | | 5,588 | 8,719 |
| 8,487 | | 3,311 | 5,176 |

Form 990PF Part IV - Capital Gains and Losses for Tax on Investment Income - Columns i - l

| Complete only for assets showing gain in column (h) and owned by the foundation on 12/31/69 | | | (l) Gains (Col (h) gain minus col (k), but not less than -0-) or Losses (from col (h)) |
|---|-----------------------------------|--|--|
| (i) F M V as of 12/31/69 | (j) Adjusted basis as of 12/31/69 | (k) Excess of col (i) over col (j), if any | |
| | | | 14,751 |
| | | | 2,537 |
| | | | 1,575 |
| | | | 608 |
| | | | 3,387 |
| | | | 300 |
| | | | 1,146 |
| | | | 2,004 |
| | | | 8,719 |
| | | | 5,176 |

Form 990PF Part IV - Capital Gains and Losses for Tax on Investment Income - Columns a - d

| List and describe the kind(s) of property sold (e g , real estate, (a) 2-story brick warehouse, or common stock, 200 shs MLC Co) | (b) How acquired P—Purchase D—Donation | (c) Date acquired (mo , day, yr) | (d) Date sold (mo , day, yr) |
|--|---|---|-------------------------------------|
| COHERENT INC COM | P | 2016-04-29 | 2017-09-26 |
| COHERENT INC COM | P | 2016-05-02 | 2017-09-26 |
| COHERENT INC COM | P | 2017-05-16 | 2017-09-26 |
| COHERENT INC COM | P | 2017-05-17 | 2017-09-26 |
| COHERENT INC COM | P | 2017-08-08 | 2017-09-26 |
| COHERENT INC COM | P | 2017-08-09 | 2017-09-26 |
| COSTAR GROUP INC COM | P | 2012-06-29 | 2017-09-26 |
| COSTAR GROUP INC COM | P | 2012-07-02 | 2017-09-26 |
| COSTAR GROUP INC COM | P | 2012-07-06 | 2017-09-26 |
| COSTAR GROUP INC COM | P | 2014-08-15 | 2017-09-26 |

Form 990PF Part IV - Capital Gains and Losses for Tax on Investment Income - Columns e - h

| (e) Gross sales price | Depreciation allowed (f) (or allowable) | Cost or other basis (g) plus expense of sale | Gain or (loss) (h) (e) plus (f) minus (g) |
|-----------------------|--|---|--|
| 26,432 | | 10,126 | 16,306 |
| 10,670 | | 4,010 | 6,660 |
| 30,555 | | 32,705 | -2,150 |
| 27,645 | | 28,357 | -712 |
| 6,305 | | 5,861 | 444 |
| 8,002 | | 7,245 | 757 |
| 17,335 | | 5,317 | 12,018 |
| 9,867 | | 3,078 | 6,789 |
| 4,000 | | 1,208 | 2,792 |
| 16,268 | | 8,816 | 7,452 |

Form 990PF Part IV - Capital Gains and Losses for Tax on Investment Income - Columns i - l

| Complete only for assets showing gain in column (h) and owned by the foundation on 12/31/69 | | | (I) Gains (Col (h) gain minus col (k), but not less than -0-) or Losses (from col (h)) |
|---|--------------------------------------|---|--|
| (i) F M V as of 12/31/69 | Adjusted basis (j) as of 12/31/69 | Excess of col (i) (k) over col (j), if any | |
| | | | 16,306 |
| | | | 6,660 |
| | | | -2,150 |
| | | | -712 |
| | | | 444 |
| | | | 757 |
| | | | 12,018 |
| | | | 6,789 |
| | | | 2,792 |
| | | | 7,452 |

| Form 990PF Part IV - Capital Gains and Losses for Tax on Investment Income - Columns a - d | | | |
|--|---|---|-------------------------------------|
| List and describe the kind(s) of property sold (e g , real estate, (a) 2-story brick warehouse, or common stock, 200 shs MLC Co) | (b) How acquired P—Purchase D—Donation | (c) Date acquired (mo , day, yr) | (d) Date sold (mo , day, yr) |
| COSTAR GROUP INC COM | P | 2015-01-26 | 2017-09-26 |
| COSTAR GROUP INC COM | P | 2015-01-27 | 2017-09-26 |
| COSTAR GROUP INC COM | P | 2015-01-28 | 2017-09-26 |
| COSTAR GROUP INC COM | P | 2015-01-29 | 2017-09-26 |
| COSTAR GROUP INC COM | P | 2015-01-30 | 2017-09-26 |
| COSTAR GROUP INC COM | P | 2015-02-02 | 2017-09-26 |
| COSTAR GROUP INC COM | P | 2015-02-17 | 2017-09-26 |
| COVANTA HLDG CORP COM | P | 2016-04-05 | 2017-09-26 |
| CSX CORP COM | P | 2015-08-03 | 2017-09-26 |
| CUBIC CORP COM | P | 2014-10-03 | 2017-09-26 |

Form 990PF Part IV - Capital Gains and Losses for Tax on Investment Income - Columns e - h

| (e) Gross sales price | (f) Depreciation allowed (or allowable) | (g) Cost or other basis plus expense of sale | (h) Gain or (loss) (e) plus (f) minus (g) |
|-----------------------|--|---|--|
| 14,668 | | 10,248 | 4,420 |
| 16,535 | | 11,430 | 5,105 |
| 6,667 | | 4,619 | 2,048 |
| 1,867 | | 1,284 | 583 |
| 3,467 | | 2,388 | 1,079 |
| 2,934 | | 2,022 | 912 |
| 9,867 | | 6,921 | 2,946 |
| 71,552 | | 77,119 | -5,567 |
| 32,290 | | 18,783 | 13,507 |
| 2,549 | | 2,357 | 192 |

Form 990PF Part IV - Capital Gains and Losses for Tax on Investment Income - Columns i - l

| Complete only for assets showing gain in column (h) and owned by the foundation on 12/31/69 | | | (I) Gains (Col (h) gain minus col (k), but not less than -0-) or Losses (from col (h)) |
|---|--------------------------------------|---|--|
| (i) F M V as of 12/31/69 | (j) Adjusted basis as of 12/31/69 | (k) Excess of col (i) over col (j), if any | |
| | | | 4,420 |
| | | | 5,105 |
| | | | 2,048 |
| | | | 583 |
| | | | 1,079 |
| | | | 912 |
| | | | 2,946 |
| | | | -5,567 |
| | | | 13,507 |
| | | | 192 |

| Form 990PF Part IV - Capital Gains and Losses for Tax on Investment Income - Columns a - d | | | |
|--|---|---|-------------------------------------|
| List and describe the kind(s) of property sold (e g , real estate, (a) 2-story brick warehouse, or common stock, 200 shs MLC Co) | (b) How acquired P—Purchase D—Donation | (c) Date acquired (mo , day, yr) | (d) Date sold (mo , day, yr) |
| CUBIC CORP COM | P | 2014-10-06 | 2017-09-26 |
| CUBIC CORP COM | P | 2014-10-07 | 2017-09-26 |
| CUBIC CORP COM | P | 2014-10-08 | 2017-09-26 |
| CUBIC CORP COM | P | 2014-10-09 | 2017-09-26 |
| CUBIC CORP COM | P | 2014-10-10 | 2017-09-26 |
| CUBIC CORP COM | P | 2014-11-03 | 2017-09-26 |
| CUBIC CORP COM | P | 2014-11-06 | 2017-09-26 |
| CUBIC CORP COM | P | 2014-11-17 | 2017-09-26 |
| CUBIC CORP COM | P | 2014-11-18 | 2017-09-26 |
| CUBIC CORP COM | P | 2014-11-19 | 2017-09-26 |

Form 990PF Part IV - Capital Gains and Losses for Tax on Investment Income - Columns e - h

| (e) Gross sales price | Depreciation allowed (f) (or allowable) | Cost or other basis (g) plus expense of sale | Gain or (loss) (h) (e) plus (f) minus (g) |
|-----------------------|--|---|--|
| 5,098 | | 4,706 | 392 |
| 7,646 | | 6,936 | 710 |
| 3,823 | | 3,463 | 360 |
| 3,823 | | 3,458 | 365 |
| 2,549 | | 2,310 | 239 |
| 8,921 | | 8,430 | 491 |
| 3,823 | | 3,592 | 231 |
| 2,549 | | 2,276 | 273 |
| 1,274 | | 1,151 | 123 |
| 1,274 | | 1,153 | 121 |

Form 990PF Part IV - Capital Gains and Losses for Tax on Investment Income - Columns i - l

| Complete only for assets showing gain in column (h) and owned by the foundation on 12/31/69 | | | (I) Gains (Col (h) gain minus col (k), but not less than -0-) or Losses (from col (h)) |
|---|--------------------------------------|---|--|
| (i) F M V as of 12/31/69 | Adjusted basis (j) as of 12/31/69 | Excess of col (i) (k) over col (j), if any | |
| | | | 392 |
| | | | 710 |
| | | | 360 |
| | | | 365 |
| | | | 239 |
| | | | 491 |
| | | | 231 |
| | | | 273 |
| | | | 123 |
| | | | 121 |

| Form 990PF Part IV - Capital Gains and Losses for Tax on Investment Income - Columns a - d | | | |
|--|---|---|-------------------------------------|
| List and describe the kind(s) of property sold (e g , real estate, (a) 2-story brick warehouse, or common stock, 200 shs MLC Co) | (b) How acquired P—Purchase D—Donation | (c) Date acquired (mo , day, yr) | (d) Date sold (mo , day, yr) |
| CUBIC CORP COM | P | 2014-11-21 | 2017-09-26 |
| CUBIC CORP COM | P | 2015-05-29 | 2017-09-26 |
| CUBIC CORP COM | P | 2015-06-05 | 2017-09-26 |
| CUBIC CORP COM | P | 2015-06-12 | 2017-09-26 |
| CUBIC CORP COM | P | 2016-02-10 | 2017-09-26 |
| CUBIC CORP COM | P | 2016-02-11 | 2017-09-26 |
| CUBIC CORP COM | P | 2016-02-16 | 2017-09-26 |
| CUBIC CORP COM | P | 2016-02-18 | 2017-09-26 |
| CUBIC CORP COM | P | 2016-03-14 | 2017-09-26 |
| CUBIC CORP COM | P | 2016-03-24 | 2017-09-26 |

Form 990PF Part IV - Capital Gains and Losses for Tax on Investment Income - Columns e - h

| (e) Gross sales price | Depreciation allowed (f) (or allowable) | Cost or other basis (g) plus expense of sale | Gain or (loss) (h) (e) plus (f) minus (g) |
|-----------------------|--|---|--|
| 5,098 | | 4,619 | 479 |
| 2,549 | | 2,377 | 172 |
| 35,684 | | 33,614 | 2,070 |
| 12,744 | | 12,332 | 412 |
| 8,309 | | 5,194 | 3,115 |
| 7,901 | | 4,882 | 3,019 |
| 510 | | 321 | 189 |
| 1,274 | | 830 | 444 |
| 1,274 | | 959 | 315 |
| 3,823 | | 2,906 | 917 |

Form 990PF Part IV - Capital Gains and Losses for Tax on Investment Income - Columns i - l

| Complete only for assets showing gain in column (h) and owned by the foundation on 12/31/69 | | | (I) Gains (Col (h) gain minus col (k), but not less than -0-) or Losses (from col (h)) |
|---|--------------------------------------|---|--|
| (i) F M V as of 12/31/69 | Adjusted basis (j) as of 12/31/69 | Excess of col (i) (k) over col (j), if any | |
| | | | 479 |
| | | | 172 |
| | | | 2,070 |
| | | | 412 |
| | | | 3,115 |
| | | | 3,019 |
| | | | 189 |
| | | | 444 |
| | | | 315 |
| | | | 917 |

| Form 990PF Part IV - Capital Gains and Losses for Tax on Investment Income - Columns a - d | | | |
|--|---|---|-------------------------------------|
| List and describe the kind(s) of property sold (e g , real estate, (a) 2-story brick warehouse, or common stock, 200 shs MLC Co) | (b) How acquired P—Purchase D—Donation | (c) Date acquired (mo , day, yr) | (d) Date sold (mo , day, yr) |
| CUBIC CORP COM | P | 2016-03-28 | 2017-09-26 |
| CUBIC CORP COM | P | 2016-03-29 | 2017-09-26 |
| CUBIC CORP COM | P | 2016-03-29 | 2017-09-26 |
| CUBIC CORP COM | P | 2016-03-30 | 2017-09-26 |
| CUBIC CORP COM | P | 2016-03-31 | 2017-09-26 |
| CUBIC CORP COM | P | 2016-03-31 | 2017-09-26 |
| CUBIC CORP COM | P | 2016-04-01 | 2017-09-26 |
| CUBIC CORP COM | P | 2016-04-04 | 2017-09-26 |
| CUBIC CORP COM | P | 2016-04-05 | 2017-09-26 |
| CUBIC CORP COM | P | 2016-10-20 | 2017-09-26 |

Form 990PF Part IV - Capital Gains and Losses for Tax on Investment Income - Columns e - h

| (e) Gross sales price | Depreciation allowed (f) (or allowable) | Cost or other basis (g) plus expense of sale | Gain or (loss) (h) (e) plus (f) minus (g) |
|-----------------------|--|---|--|
| 8,921 | | 6,753 | 2,168 |
| 1,274 | | 960 | 314 |
| 12,744 | | 9,645 | 3,099 |
| 1,274 | | 999 | 275 |
| 3,823 | | 3,010 | 813 |
| 1,274 | | 999 | 275 |
| 3,823 | | 2,987 | 836 |
| 1,274 | | 987 | 287 |
| 3,823 | | 2,985 | 838 |
| 1,733 | | 1,388 | 345 |

Form 990PF Part IV - Capital Gains and Losses for Tax on Investment Income - Columns i - l

| Complete only for assets showing gain in column (h) and owned by the foundation on 12/31/69 | | | (I) Gains (Col (h) gain minus col (k), but not less than -0-) or Losses (from col (h)) |
|---|--------------------------------------|---|---|
| (i) F M V as of 12/31/69 | Adjusted basis (j) as of 12/31/69 | Excess of col (i) (k) over col (j), if any | |
| | | | 2,168 |
| | | | 314 |
| | | | 3,099 |
| | | | 275 |
| | | | 813 |
| | | | 275 |
| | | | 836 |
| | | | 287 |
| | | | 838 |
| | | | 345 |

Form 990PF Part IV - Capital Gains and Losses for Tax on Investment Income - Columns a - d

| List and describe the kind(s) of property sold (e g , real estate, (a) 2-story brick warehouse, or common stock, 200 shs MLC Co) | (b) How acquired P—Purchase D—Donation | (c) Date acquired (mo , day, yr) | (d) Date sold (mo , day, yr) |
|--|---|---|-------------------------------------|
| CUBIC CORP COM | P | 2016-10-21 | 2017-09-26 |
| CUBIC CORP COM | P | 2016-10-25 | 2017-09-26 |
| CYRUSONE INC COM | P | 2016-08-15 | 2017-09-26 |
| DIEBOLD NIXDORF INC COM STK | P | 2017-07-12 | 2017-09-26 |
| DIEBOLD NIXDORF INC COM STK | P | 2017-07-13 | 2017-09-26 |
| DIEBOLD NIXDORF INC COM STK | P | 2017-07-13 | 2017-09-26 |
| DIEBOLD NIXDORF INC COM STK | P | 2017-07-13 | 2017-09-26 |
| DIEBOLD NIXDORF INC COM STK | P | 2017-07-13 | 2017-09-26 |
| DIEBOLD NIXDORF INC COM STK | P | 2017-07-14 | 2017-09-26 |
| DIEBOLD NIXDORF INC COM STK | P | 2017-07-17 | 2017-09-26 |

Form 990PF Part IV - Capital Gains and Losses for Tax on Investment Income - Columns e - h

| (e) Gross sales price | (f) Depreciation allowed (or allowable) | (g) Cost or other basis plus expense of sale | (h) Gain or (loss) (e) plus (f) minus (g) |
|-----------------------|--|---|--|
| 2,702 | | 2,163 | 539 |
| 2,651 | | 2,152 | 499 |
| 68,449 | | 60,713 | 7,736 |
| 2,674 | | 2,574 | 100 |
| 2,276 | | 2,183 | 93 |
| 3,712 | | 3,563 | 149 |
| 1,856 | | 1,780 | 76 |
| 7,049 | | 6,782 | 267 |
| 3,314 | | 3,185 | 129 |
| 10,915 | | 10,572 | 343 |

Form 990PF Part IV - Capital Gains and Losses for Tax on Investment Income - Columns i - l

| Complete only for assets showing gain in column (h) and owned by the foundation on 12/31/69 | | | (I) Gains (Col (h) gain minus col (k), but not less than -0-) or Losses (from col (h)) |
|---|--------------------------------------|---|--|
| (i) F M V as of 12/31/69 | (j) Adjusted basis as of 12/31/69 | (k) Excess of col (i) over col (j), if any | |
| | | | 539 |
| | | | 499 |
| | | | 7,736 |
| | | | 100 |
| | | | 93 |
| | | | 149 |
| | | | 76 |
| | | | 267 |
| | | | 129 |
| | | | 343 |

| Form 990PF Part IV - Capital Gains and Losses for Tax on Investment Income - Columns a - d | | | |
|--|---|---|-------------------------------------|
| List and describe the kind(s) of property sold (e.g., real estate, (a) 2-story brick warehouse, or common stock, 200 shs MLC Co.) | (b) How acquired P—Purchase D—Donation | (c) Date acquired (mo., day, yr.) | (d) Date sold (mo., day, yr.) |
| DIEBOLD NIXDORF INC COM STK | P | 2017-07-28 | 2017-09-26 |
| DIEBOLD NIXDORF INC COM STK | P | 2017-07-31 | 2017-09-26 |
| DIEBOLD NIXDORF INC COM STK | P | 2017-07-31 | 2017-09-26 |
| DIEBOLD NIXDORF INC COM STK | P | 2017-08-01 | 2017-09-26 |
| DIEBOLD NIXDORF INC COM STK | P | 2017-08-02 | 2017-09-26 |
| DIEBOLD NIXDORF INC COM STK | P | 2017-08-03 | 2017-09-26 |
| DIEBOLD NIXDORF INC COM STK | P | 2017-08-04 | 2017-09-26 |
| DIGITAL RLTY TR INC COM | P | 2016-08-15 | 2017-09-26 |
| DIGITAL RLTY TR INC COM | P | 2016-12-12 | 2017-09-26 |
| DIGITAL RLTY TR INC COM | P | 2017-03-21 | 2017-09-26 |

Form 990PF Part IV - Capital Gains and Losses for Tax on Investment Income - Columns e - h

| (e) Gross sales price | (f) Depreciation allowed (or allowable) | (g) Cost or other basis plus expense of sale | (h) Gain or (loss) (e) plus (f) minus (g) |
|-----------------------|--|---|--|
| 7,093 | | 7,369 | -276 |
| 1,105 | | 1,168 | -63 |
| 2,320 | | 2,441 | -121 |
| 2,850 | | 3,033 | -183 |
| 10,959 | | 11,325 | -366 |
| 9,612 | | 9,858 | -246 |
| 4,640 | | 4,796 | -156 |
| 65,474 | | 58,822 | 6,652 |
| 37,787 | | 32,071 | 5,716 |
| 26,326 | | 24,105 | 2,221 |

Form 990PF Part IV - Capital Gains and Losses for Tax on Investment Income - Columns i - l

| Complete only for assets showing gain in column (h) and owned by the foundation on 12/31/69 | | | (l) Gains (Col. (h) gain minus col. (k), but not less than -0-) or Losses (from col. (h)) |
|---|-----------------------------------|--|---|
| (i) F M V as of 12/31/69 | (j) Adjusted basis as of 12/31/69 | (k) Excess of col. (i) over col. (j), if any | |
| | | | -276 |
| | | | -63 |
| | | | -121 |
| | | | -183 |
| | | | -366 |
| | | | -246 |
| | | | -156 |
| | | | 6,652 |
| | | | 5,716 |
| | | | 2,221 |

| Form 990PF Part IV - Capital Gains and Losses for Tax on Investment Income - Columns a - d | | | |
|--|---|---|-------------------------------------|
| List and describe the kind(s) of property sold (e g , real estate, (a) 2-story brick warehouse, or common stock, 200 shs MLC Co) | (b) How acquired P—Purchase D—Donation | (c) Date acquired (mo , day, yr) | (d) Date sold (mo , day, yr) |
| DIODES INC COM | P | 2013-02-07 | 2017-09-26 |
| DIODES INC COM | P | 2013-04-25 | 2017-09-26 |
| DIODES INC COM | P | 2015-08-20 | 2017-09-26 |
| DIODES INC COM | P | 2015-08-21 | 2017-09-26 |
| DIODES INC COM | P | 2015-08-24 | 2017-09-26 |
| DIODES INC COM | P | 2015-09-01 | 2017-09-26 |
| DOVER CORP COM | P | 2015-08-03 | 2017-09-26 |
| DOVER CORP COM | P | 2015-09-04 | 2017-09-26 |
| DOVER CORP COM | P | 2015-09-04 | 2017-09-26 |
| DOVER CORP COM | P | 2015-09-04 | 2017-09-26 |

Form 990PF Part IV - Capital Gains and Losses for Tax on Investment Income - Columns e - h

| (e) Gross sales price | Depreciation allowed (f) (or allowable) | Cost or other basis (g) plus expense of sale | Gain or (loss) (h) (e) plus (f) minus (g) |
|-----------------------|--|---|--|
| 2,710 | | 1,812 | 898 |
| 9,033 | | 6,283 | 2,750 |
| 4,234 | | 2,922 | 1,312 |
| 2,823 | | 1,948 | 875 |
| 4,234 | | 2,867 | 1,367 |
| 4,940 | | 3,360 | 1,580 |
| 54,400 | | 37,160 | 17,240 |
| 18,378 | | 11,727 | 6,651 |
| 68,919 | | 43,960 | 24,959 |
| 82,702 | | 52,783 | 29,919 |

Form 990PF Part IV - Capital Gains and Losses for Tax on Investment Income - Columns i - l

| Complete only for assets showing gain in column (h) and owned by the foundation on 12/31/69 | | | (I) Gains (Col (h) gain minus col (k), but not less than -0-) or Losses (from col (h)) |
|---|--------------------------------------|---|--|
| (i) F M V as of 12/31/69 | Adjusted basis (j) as of 12/31/69 | Excess of col (i) (k) over col (j), if any | |
| | | | 898 |
| | | | 2,750 |
| | | | 1,312 |
| | | | 875 |
| | | | 1,367 |
| | | | 1,580 |
| | | | 17,240 |
| | | | 6,651 |
| | | | 24,959 |
| | | | 29,919 |

| Form 990PF Part IV - Capital Gains and Losses for Tax on Investment Income - Columns a - d | | | |
|--|---|---|-------------------------------------|
| List and describe the kind(s) of property sold (e g , real estate, (a) 2-story brick warehouse, or common stock, 200 shs MLC Co) | (b) How acquired P—Purchase D—Donation | (c) Date acquired (mo , day, yr) | (d) Date sold (mo , day, yr) |
| DOVER CORP COM | P | 2015-09-14 | 2017-09-26 |
| DOVER CORP COM | P | 2015-09-18 | 2017-09-26 |
| DOVER CORP COM | P | 2015-09-25 | 2017-09-26 |
| DOVER CORP COM | P | 2015-10-15 | 2017-09-26 |
| DOVER CORP COM | P | 2015-10-15 | 2017-09-26 |
| DOVER CORP COM | P | 2015-10-16 | 2017-09-26 |
| DOVER CORP COM | P | 2015-10-19 | 2017-09-26 |
| DOVER CORP COM | P | 2015-11-12 | 2017-09-26 |
| DOVER CORP COM | P | 2015-12-09 | 2017-09-26 |
| DOVER CORP COM | P | 2015-12-11 | 2017-09-26 |

Form 990PF Part IV - Capital Gains and Losses for Tax on Investment Income - Columns e - h

| (e) Gross sales price | Depreciation allowed (f) (or allowable) | Cost or other basis (g) plus expense of sale | Gain or (loss) (h) (e) plus (f) minus (g) |
|-----------------------|--|---|--|
| 25,270 | | 16,467 | 8,803 |
| 172,297 | | 113,808 | 58,489 |
| 176,891 | | 111,928 | 64,963 |
| 6,892 | | 4,424 | 2,468 |
| 20,676 | | 13,453 | 7,223 |
| 18,378 | | 11,698 | 6,680 |
| 6,984 | | 4,395 | 2,589 |
| 101,081 | | 69,995 | 31,086 |
| 151,621 | | 103,770 | 47,851 |
| 169,999 | | 115,682 | 54,317 |

Form 990PF Part IV - Capital Gains and Losses for Tax on Investment Income - Columns i - l

| Complete only for assets showing gain in column (h) and owned by the foundation on 12/31/69 | | | (I) Gains (Col (h) gain minus col (k), but not less than -0-) or Losses (from col (h)) |
|---|--------------------------------------|---|---|
| (i) F M V as of 12/31/69 | Adjusted basis (j) as of 12/31/69 | Excess of col (i) (k) over col (j), if any | |
| | | | 8,803 |
| | | | 58,489 |
| | | | 64,963 |
| | | | 2,468 |
| | | | 7,223 |
| | | | 6,680 |
| | | | 2,589 |
| | | | 31,086 |
| | | | 47,851 |
| | | | 54,317 |

Form 990PF Part IV - Capital Gains and Losses for Tax on Investment Income - Columns a - d

| List and describe the kind(s) of property sold (e g , real estate, (a) 2-story brick warehouse, or common stock, 200 shs MLC Co) | (b) How acquired P—Purchase D—Donation | (c) Date acquired (mo , day, yr) | (d) Date sold (mo , day, yr) |
|--|---|---|-------------------------------------|
| DOVER CORP COM | P | 2016-10-25 | 2017-09-26 |
| DOWDUPONT INC COM USD0 01 | P | 2015-08-03 | 2017-09-26 |
| DOWDUPONT INC COM USD0 01 | P | 2015-08-03 | 2017-09-01 |
| DYCOM INDS INC COM | P | 2016-02-22 | 2017-09-26 |
| DYCOM INDS INC COM | P | 2016-03-04 | 2017-09-26 |
| DYCOM INDS INC COM | P | 2016-03-07 | 2017-09-26 |
| DYCOM INDS INC COM | P | 2016-03-08 | 2017-09-26 |
| EAGLE MATLS INC COM | P | 2016-11-14 | 2017-09-26 |
| EAGLE MATLS INC COM | P | 2016-11-15 | 2017-09-26 |
| EAGLE MATLS INC COM | P | 2016-12-09 | 2017-09-26 |

Form 990PF Part IV - Capital Gains and Losses for Tax on Investment Income - Columns e - h

| (e) Gross sales price | (f) Depreciation allowed (or allowable) | (g) Cost or other basis plus expense of sale | (h) Gain or (loss) (e) plus (f) minus (g) |
|-----------------------|--|---|--|
| 71,032 | | 53,174 | 17,858 |
| 136,607 | | 84,934 | 51,673 |
| 10 | | 6 | 4 |
| 16,213 | | 11,562 | 4,651 |
| 14,291 | | 10,189 | 4,102 |
| 669 | | 489 | 180 |
| 10,029 | | 7,152 | 2,877 |
| 4,486 | | 4,122 | 364 |
| 16,065 | | 14,772 | 1,293 |
| 10,641 | | 10,379 | 262 |

Form 990PF Part IV - Capital Gains and Losses for Tax on Investment Income - Columns i - l

| Complete only for assets showing gain in column (h) and owned by the foundation on 12/31/69 | | | (I) Gains (Col (h) gain minus col (k), but not less than -0-) or Losses (from col (h)) |
|---|--------------------------------------|---|--|
| (i) F M V as of 12/31/69 | (j) Adjusted basis as of 12/31/69 | (k) Excess of col (i) over col (j), if any | |
| | | | 17,858 |
| | | | 51,673 |
| | | | 4 |
| | | | 4,651 |
| | | | 4,102 |
| | | | 180 |
| | | | 2,877 |
| | | | 364 |
| | | | 1,293 |
| | | | 262 |

| Form 990PF Part IV - Capital Gains and Losses for Tax on Investment Income - Columns a - d | | | |
|--|---|---|-------------------------------------|
| List and describe the kind(s) of property sold (e g , real estate, (a) 2-story brick warehouse, or common stock, 200 shs MLC Co) | (b) How acquired P—Purchase D—Donation | (c) Date acquired (mo , day, yr) | (d) Date sold (mo , day, yr) |
| EAGLE MATLS INC COM | P | 2016-12-12 | 2017-09-26 |
| EATON CORP PLC COM USD0 50 | P | 2015-08-03 | 2017-09-26 |
| ELLIE MAE INC COM STK | P | 2015-04-07 | 2017-09-26 |
| ELLIE MAE INC COM STK | P | 2015-04-08 | 2017-09-26 |
| ELLIE MAE INC COM STK | P | 2015-04-08 | 2017-09-26 |
| ELLIE MAE INC COM STK | P | 2015-04-09 | 2017-09-26 |
| ELLIE MAE INC COM STK | P | 2015-04-24 | 2017-09-26 |
| ELLIE MAE INC COM STK | P | 2015-04-27 | 2017-09-26 |
| ELLIE MAE INC COM STK | P | 2015-04-28 | 2017-09-26 |
| ELLIE MAE INC COM STK | P | 2017-05-16 | 2017-09-26 |

Form 990PF Part IV - Capital Gains and Losses for Tax on Investment Income - Columns e - h

| (e) Gross sales price | Depreciation allowed (f) (or allowable) | Cost or other basis (g) plus expense of sale | Gain or (loss) (h) (e) plus (f) minus (g) |
|-----------------------|--|---|--|
| 8,763 | | 8,543 | 220 |
| 57,299 | | 43,934 | 13,365 |
| 4,579 | | 3,138 | 1,441 |
| 666 | | 462 | 204 |
| 1,915 | | 1,330 | 585 |
| 2,831 | | 1,953 | 878 |
| 15,569 | | 10,764 | 4,805 |
| 10,740 | | 7,483 | 3,257 |
| 666 | | 465 | 201 |
| 11,490 | | 15,121 | -3,631 |

Form 990PF Part IV - Capital Gains and Losses for Tax on Investment Income - Columns i - l

| Complete only for assets showing gain in column (h) and owned by the foundation on 12/31/69 | | | (I) Gains (Col (h) gain minus col (k), but not less than -0-) or Losses (from col (h)) |
|---|--------------------------------------|---|--|
| (i) F M V as of 12/31/69 | Adjusted basis (j) as of 12/31/69 | Excess of col (i) (k) over col (j), if any | |
| | | | 220 |
| | | | 13,365 |
| | | | 1,441 |
| | | | 204 |
| | | | 585 |
| | | | 878 |
| | | | 4,805 |
| | | | 3,257 |
| | | | 201 |
| | | | -3,631 |

| Form 990PF Part IV - Capital Gains and Losses for Tax on Investment Income - Columns a - d | | | |
|--|---|---|-------------------------------------|
| List and describe the kind(s) of property sold (e g , real estate, (a) 2-story brick warehouse, or common stock, 200 shs MLC Co) | (b) How acquired P—Purchase D—Donation | (c) Date acquired (mo , day, yr) | (d) Date sold (mo , day, yr) |
| EMERSON ELECTRIC CO COM | P | 2015-08-03 | 2017-09-26 |
| EPAM SYS INC COM STK | P | 2017-03-31 | 2017-09-26 |
| EPAM SYS INC COM STK | P | 2017-04-03 | 2017-09-26 |
| EPAM SYS INC COM STK | P | 2017-05-04 | 2017-09-26 |
| ESSENDANT INC | P | 2014-02-19 | 2017-09-26 |
| ESSENDANT INC | P | 2014-02-20 | 2017-09-26 |
| ESSENDANT INC | P | 2014-02-25 | 2017-09-26 |
| ESSENDANT INC | P | 2014-03-27 | 2017-09-26 |
| ESSENDANT INC | P | 2014-04-04 | 2017-09-26 |
| ESSENDANT INC | P | 2014-04-07 | 2017-09-26 |

Form 990PF Part IV - Capital Gains and Losses for Tax on Investment Income - Columns e - h

| (e) Gross sales price | (f) Depreciation allowed (or allowable) | (g) Cost or other basis plus expense of sale | (h) Gain or (loss) (e) plus (f) minus (g) |
|-----------------------|--|---|--|
| 98,418 | | 80,090 | 18,328 |
| 4,816 | | 4,322 | 494 |
| 2,028 | | 1,790 | 238 |
| 23,322 | | 21,813 | 1,509 |
| 1,641 | | 5,198 | -3,557 |
| 328 | | 1,030 | -702 |
| 328 | | 1,050 | -722 |
| 4,924 | | 14,957 | -10,033 |
| 4,596 | | 14,197 | -9,601 |
| 1,970 | | 5,979 | -4,009 |

Form 990PF Part IV - Capital Gains and Losses for Tax on Investment Income - Columns i - l

| Complete only for assets showing gain in column (h) and owned by the foundation on 12/31/69 | | | (I) Gains (Col (h) gain minus col (k), but not less than -0-) or Losses (from col (h)) |
|---|--------------------------------------|---|--|
| (i) F M V as of 12/31/69 | (j) Adjusted basis as of 12/31/69 | (k) Excess of col (i) over col (j), if any | |
| | | | 18,328 |
| | | | 494 |
| | | | 238 |
| | | | 1,509 |
| | | | -3,557 |
| | | | -702 |
| | | | -722 |
| | | | -10,033 |
| | | | -9,601 |
| | | | -4,009 |

| Form 990PF Part IV - Capital Gains and Losses for Tax on Investment Income - Columns a - d | | | |
|--|---|---|-------------------------------------|
| List and describe the kind(s) of property sold (e g , real estate, (a) 2-story brick warehouse, or common stock, 200 shs MLC Co) | (b) How acquired P—Purchase D—Donation | (c) Date acquired (mo , day, yr) | (d) Date sold (mo , day, yr) |
| ESSENDANT INC | P | 2014-04-08 | 2017-09-26 |
| ESSENDANT INC | P | 2014-04-08 | 2017-09-26 |
| ESSENDANT INC | P | 2014-04-08 | 2017-09-26 |
| ESSENDANT INC | P | 2014-04-23 | 2017-09-26 |
| ESSENDANT INC | P | 2014-04-24 | 2017-09-26 |
| ESSENDANT INC | P | 2014-04-24 | 2017-09-26 |
| ESSENDANT INC | P | 2014-04-25 | 2017-09-26 |
| ESSENDANT INC | P | 2014-04-25 | 2017-09-26 |
| ESSENDANT INC | P | 2015-10-29 | 2017-09-26 |
| ESSENDANT INC | P | 2015-10-30 | 2017-09-26 |

Form 990PF Part IV - Capital Gains and Losses for Tax on Investment Income - Columns e - h

| (e) Gross sales price | Depreciation allowed (f) (or allowable) | Cost or other basis (g) plus expense of sale | Gain or (loss) (h) (e) plus (f) minus (g) |
|-----------------------|--|---|--|
| 4,596 | | 13,352 | -8,756 |
| 4,596 | | 13,256 | -8,660 |
| 328 | | 943 | -615 |
| 2,954 | | 8,562 | -5,608 |
| 7,222 | | 20,279 | -13,057 |
| 328 | | 901 | -573 |
| 1,641 | | 4,636 | -2,995 |
| 2,298 | | 6,486 | -4,188 |
| 3,611 | | 9,569 | -5,958 |
| 2,298 | | 6,068 | -3,770 |

Form 990PF Part IV - Capital Gains and Losses for Tax on Investment Income - Columns i - l

| Complete only for assets showing gain in column (h) and owned by the foundation on 12/31/69 | | | (I) Gains (Col (h) gain minus col (k), but not less than -0-) or Losses (from col (h)) |
|---|--------------------------------------|---|---|
| (i) F M V as of 12/31/69 | Adjusted basis (j) as of 12/31/69 | Excess of col (i) (k) over col (j), if any | |
| | | | -8,756 |
| | | | -8,660 |
| | | | -615 |
| | | | -5,608 |
| | | | -13,057 |
| | | | -573 |
| | | | -2,995 |
| | | | -4,188 |
| | | | -5,958 |
| | | | -3,770 |

| Form 990PF Part IV - Capital Gains and Losses for Tax on Investment Income - Columns a - d | | | |
|--|---|---|-------------------------------------|
| List and describe the kind(s) of property sold (e g , real estate, (a) 2-story brick warehouse, or common stock, 200 shs MLC Co) | (b) How acquired P—Purchase D—Donation | (c) Date acquired (mo , day, yr) | (d) Date sold (mo , day, yr) |
| ESSENDANT INC | P | 2015-12-03 | 2017-09-26 |
| ESSENDANT INC | P | 2015-12-04 | 2017-09-26 |
| ESSENDANT INC | P | 2015-12-09 | 2017-09-26 |
| ESSENDANT INC | P | 2015-12-10 | 2017-09-26 |
| ESSENDANT INC | P | 2015-12-14 | 2017-09-26 |
| ESSENDANT INC | P | 2015-12-15 | 2017-09-26 |
| ESSENDANT INC | P | 2016-05-12 | 2017-09-26 |
| ESSENDANT INC | P | 2016-11-03 | 2017-09-26 |
| ESSENDANT INC | P | 2016-11-04 | 2017-09-26 |
| ESSENDANT INC | P | 2016-11-04 | 2017-09-26 |

Form 990PF Part IV - Capital Gains and Losses for Tax on Investment Income - Columns e - h

| (e) Gross sales price | Depreciation allowed (f) (or allowable) | Cost or other basis (g) plus expense of sale | Gain or (loss) (h) (e) plus (f) minus (g) |
|-----------------------|--|---|--|
| 657 | | 1,768 | -1,111 |
| 2,626 | | 7,140 | -4,514 |
| 2,954 | | 7,537 | -4,583 |
| 2,954 | | 7,514 | -4,560 |
| 1,313 | | 3,222 | -1,909 |
| 657 | | 1,635 | -978 |
| 4,963 | | 11,044 | -6,081 |
| 381 | | 449 | -68 |
| 2,784 | | 3,316 | -532 |
| 1,287 | | 1,541 | -254 |

Form 990PF Part IV - Capital Gains and Losses for Tax on Investment Income - Columns i - l

| Complete only for assets showing gain in column (h) and owned by the foundation on 12/31/69 | | | (I) Gains (Col (h) gain minus col (k), but not less than -0-) or Losses (from col (h)) |
|---|--------------------------------------|---|---|
| (i) F M V as of 12/31/69 | Adjusted basis (j) as of 12/31/69 | Excess of col (i) (k) over col (j), if any | |
| | | | -1,111 |
| | | | -4,514 |
| | | | -4,583 |
| | | | -4,560 |
| | | | -1,909 |
| | | | -978 |
| | | | -6,081 |
| | | | -68 |
| | | | -532 |
| | | | -254 |

| Form 990PF Part IV - Capital Gains and Losses for Tax on Investment Income - Columns a - d | | | |
|--|---|---|-------------------------------------|
| List and describe the kind(s) of property sold (e g , real estate, (a) 2-story brick warehouse, or common stock, 200 shs MLC Co) | (b) How acquired P—Purchase D—Donation | (c) Date acquired (mo , day, yr) | (d) Date sold (mo , day, yr) |
| ESSENDANT INC | P | 2016-11-07 | 2017-09-26 |
| ESSENDANT INC | P | 2016-11-07 | 2017-09-26 |
| ESSENDANT INC | P | 2016-11-09 | 2017-09-26 |
| ESSENDANT INC | P | 2016-11-11 | 2017-09-26 |
| ESSENDANT INC | P | 2016-11-11 | 2017-09-26 |
| ESSENDANT INC | P | 2016-11-18 | 2017-09-26 |
| ESSENDANT INC | P | 2016-11-21 | 2017-09-26 |
| ESSENDANT INC | P | 2016-11-22 | 2017-09-26 |
| ESSENDANT INC | P | 2016-11-22 | 2017-09-26 |
| ESSENDANT INC | P | 2016-11-22 | 2017-09-26 |

Form 990PF Part IV - Capital Gains and Losses for Tax on Investment Income - Columns e - h

| (e) Gross sales price | Depreciation allowed (f) (or allowable) | Cost or other basis (g) plus expense of sale | Gain or (loss) (h) (e) plus (f) minus (g) |
|-----------------------|--|---|--|
| 3,164 | | 3,827 | -663 |
| 1,851 | | 2,245 | -394 |
| 13 | | 16 | -3 |
| 2,298 | | 3,113 | -815 |
| 525 | | 704 | -179 |
| 4,267 | | 5,960 | -1,693 |
| 2,954 | | 4,148 | -1,194 |
| 985 | | 1,429 | -444 |
| 1,641 | | 2,355 | -714 |
| 1,366 | | 1,956 | -590 |

Form 990PF Part IV - Capital Gains and Losses for Tax on Investment Income - Columns i - l

| Complete only for assets showing gain in column (h) and owned by the foundation on 12/31/69 | | | (I) Gains (Col (h) gain minus col (k), but not less than -0-) or Losses (from col (h)) |
|---|--------------------------------------|---|--|
| (i) F M V as of 12/31/69 | Adjusted basis (j) as of 12/31/69 | Excess of col (i) (k) over col (j), if any | |
| | | | -663 |
| | | | -394 |
| | | | -3 |
| | | | -815 |
| | | | -179 |
| | | | -1,693 |
| | | | -1,194 |
| | | | -444 |
| | | | -714 |
| | | | -590 |

| Form 990PF Part IV - Capital Gains and Losses for Tax on Investment Income - Columns a - d | | | |
|--|---|---|-------------------------------------|
| List and describe the kind(s) of property sold (e g , real estate, (a) 2-story brick warehouse, or common stock, 200 shs MLC Co) | (b) How acquired P—Purchase D—Donation | (c) Date acquired (mo , day, yr) | (d) Date sold (mo , day, yr) |
| ESSENDANT INC | P | 2016-11-23 | 2017-09-26 |
| ESSENDANT INC | P | 2016-11-23 | 2017-09-26 |
| ESSENDANT INC | P | 2016-12-14 | 2017-09-26 |
| ESSENDANT INC | P | 2016-12-20 | 2017-09-26 |
| ESSENDANT INC | P | 2016-12-22 | 2017-09-26 |
| ESSENDANT INC | P | 2016-12-23 | 2017-09-26 |
| ESSENDANT INC | P | 2016-12-27 | 2017-09-26 |
| ESSENDANT INC | P | 2016-12-28 | 2017-09-26 |
| ESSENDANT INC | P | 2016-12-29 | 2017-09-26 |
| ESSENDANT INC | P | 2016-12-30 | 2017-09-26 |

Form 990PF Part IV - Capital Gains and Losses for Tax on Investment Income - Columns e - h

| (e) Gross sales price | Depreciation allowed (f) (or allowable) | Cost or other basis (g) plus expense of sale | Gain or (loss) (h) (e) plus (f) minus (g) |
|-----------------------|--|---|--|
| 328 | | 484 | -156 |
| 13,131 | | 19,410 | -6,279 |
| 1,641 | | 2,581 | -940 |
| 4,267 | | 7,062 | -2,795 |
| 1,313 | | 2,132 | -819 |
| 328 | | 529 | -201 |
| 1,313 | | 2,125 | -812 |
| 657 | | 1,072 | -415 |
| 1,641 | | 2,677 | -1,036 |
| 2,298 | | 3,724 | -1,426 |

Form 990PF Part IV - Capital Gains and Losses for Tax on Investment Income - Columns i - l

| Complete only for assets showing gain in column (h) and owned by the foundation on 12/31/69 | | | (I) Gains (Col (h) gain minus col (k), but not less than -0-) or Losses (from col (h)) |
|---|--------------------------------------|---|--|
| (i) F M V as of 12/31/69 | Adjusted basis (j) as of 12/31/69 | Excess of col (i) (k) over col (j), if any | |
| | | | -156 |
| | | | -6,279 |
| | | | -940 |
| | | | -2,795 |
| | | | -819 |
| | | | -201 |
| | | | -812 |
| | | | -415 |
| | | | -1,036 |
| | | | -1,426 |

| Form 990PF Part IV - Capital Gains and Losses for Tax on Investment Income - Columns a - d | | | |
|--|---|---|-------------------------------------|
| List and describe the kind(s) of property sold (e g , real estate, (a) 2-story brick warehouse, or common stock, 200 shs MLC Co) | (b) How acquired P—Purchase D—Donation | (c) Date acquired (mo , day, yr) | (d) Date sold (mo , day, yr) |
| ESSENDANT INC | P | 2017-01-13 | 2017-09-26 |
| ESSENDANT INC | P | 2017-01-17 | 2017-09-26 |
| ESSENDANT INC | P | 2017-01-18 | 2017-09-26 |
| ESSENDANT INC | P | 2017-01-19 | 2017-09-26 |
| ESSENDANT INC | P | 2017-01-20 | 2017-09-26 |
| ESSENDANT INC | P | 2017-01-23 | 2017-09-26 |
| ESSENDANT INC | P | 2017-01-24 | 2017-09-26 |
| ESSENDANT INC | P | 2017-01-25 | 2017-09-26 |
| ESSENDANT INC | P | 2017-01-26 | 2017-09-26 |
| ESSENDANT INC | P | 2017-01-27 | 2017-09-26 |

Form 990PF Part IV - Capital Gains and Losses for Tax on Investment Income - Columns e - h

| (e) Gross sales price | Depreciation allowed (f) (or allowable) | Cost or other basis (g) plus expense of sale | Gain or (loss) (h) (e) plus (f) minus (g) |
|-----------------------|--|---|--|
| 328 | | 518 | -190 |
| 1,641 | | 2,548 | -907 |
| 3,939 | | 6,073 | -2,134 |
| 985 | | 1,497 | -512 |
| 1,917 | | 2,906 | -989 |
| 1,313 | | 1,995 | -682 |
| 328 | | 512 | -184 |
| 657 | | 1,048 | -391 |
| 2,298 | | 3,693 | -1,395 |
| 2,298 | | 3,663 | -1,365 |

Form 990PF Part IV - Capital Gains and Losses for Tax on Investment Income - Columns i - l

| Complete only for assets showing gain in column (h) and owned by the foundation on 12/31/69 | | | (I) Gains (Col (h) gain minus col (k), but not less than -0-) or Losses (from col (h)) |
|---|--------------------------------------|---|--|
| (i) F M V as of 12/31/69 | Adjusted basis (j) as of 12/31/69 | Excess of col (i) (k) over col (j), if any | |
| | | | -190 |
| | | | -907 |
| | | | -2,134 |
| | | | -512 |
| | | | -989 |
| | | | -682 |
| | | | -184 |
| | | | -391 |
| | | | -1,395 |
| | | | -1,365 |

| Form 990PF Part IV - Capital Gains and Losses for Tax on Investment Income - Columns a - d | | | |
|--|---|---|-------------------------------------|
| List and describe the kind(s) of property sold (e g , real estate, (a) 2-story brick warehouse, or common stock, 200 shs MLC Co) | (b) How acquired P—Purchase D—Donation | (c) Date acquired (mo , day, yr) | (d) Date sold (mo , day, yr) |
| ESSENDANT INC | P | 2017-01-30 | 2017-09-26 |
| ESSENDANT INC | P | 2017-02-01 | 2017-09-26 |
| ESSENDANT INC | P | 2017-02-01 | 2017-09-26 |
| ESSENDANT INC | P | 2017-02-02 | 2017-09-26 |
| ESSENDANT INC | P | 2017-02-02 | 2017-09-26 |
| ESSENDANT INC | P | 2017-02-28 | 2017-09-26 |
| ESSENDANT INC | P | 2017-02-28 | 2017-09-26 |
| EVOLENT HEALTH INC CL A CL A | P | 2017-03-17 | 2017-09-26 |
| EVOLENT HEALTH INC CL A CL A | P | 2017-03-21 | 2017-09-26 |
| EVOLENT HEALTH INC CL A CL A | P | 2017-03-22 | 2017-09-26 |

Form 990PF Part IV - Capital Gains and Losses for Tax on Investment Income - Columns e - h

| (e) Gross sales price | Depreciation allowed (f) (or allowable) | Cost or other basis (g) plus expense of sale | Gain or (loss) (h) (e) plus (f) minus (g) |
|-----------------------|--|---|--|
| 2,298 | | 3,635 | -1,337 |
| 657 | | 1,044 | -387 |
| 328 | | 522 | -194 |
| 1,037 | | 1,658 | -621 |
| 328 | | 523 | -195 |
| 3,204 | | 3,919 | -715 |
| 985 | | 1,198 | -213 |
| 9,164 | | 12,090 | -2,926 |
| 2,125 | | 2,679 | -554 |
| 2,507 | | 3,057 | -550 |

Form 990PF Part IV - Capital Gains and Losses for Tax on Investment Income - Columns i - l

| Complete only for assets showing gain in column (h) and owned by the foundation on 12/31/69 | | | (I) Gains (Col (h) gain minus col (k), but not less than -0-) or Losses (from col (h)) |
|---|--------------------------------------|---|--|
| (i) F M V as of 12/31/69 | Adjusted basis (j) as of 12/31/69 | Excess of col (i) (k) over col (j), if any | |
| | | | -1,337 |
| | | | -387 |
| | | | -194 |
| | | | -621 |
| | | | -195 |
| | | | -715 |
| | | | -213 |
| | | | -2,926 |
| | | | -554 |
| | | | -550 |

| Form 990PF Part IV - Capital Gains and Losses for Tax on Investment Income - Columns a - d | | | |
|--|---|---|-------------------------------------|
| List and describe the kind(s) of property sold (e g , real estate, (a) 2-story brick warehouse, or common stock, 200 shs MLC Co) | (b) How acquired P—Purchase D—Donation | (c) Date acquired (mo , day, yr) | (d) Date sold (mo , day, yr) |
| EVOLENT HEALTH INC CL A CL A | P | 2017-03-23 | 2017-09-26 |
| EVOLENT HEALTH INC CL A CL A | P | 2017-03-27 | 2017-09-26 |
| EVOLENT HEALTH INC CL A CL A | P | 2017-03-28 | 2017-09-26 |
| EVOLENT HEALTH INC CL A CL A | P | 2017-03-28 | 2017-09-26 |
| EVOLENT HEALTH INC CL A CL A | P | 2017-06-02 | 2017-09-26 |
| EVOLENT HEALTH INC CL A CL A | P | 2017-06-29 | 2017-09-26 |
| EVOLENT HEALTH INC CL A CL A | P | 2017-06-30 | 2017-09-26 |
| EVOLENT HEALTH INC CL A CL A | P | 2017-08-09 | 2017-09-26 |
| EVOLENT HEALTH INC CL A CL A | P | 2017-08-10 | 2017-09-26 |
| EXACT SCIENCES CORP COM | P | 2017-04-10 | 2017-09-26 |

Form 990PF Part IV - Capital Gains and Losses for Tax on Investment Income - Columns e - h

| (e) Gross sales price | (f) Depreciation allowed (or allowable) | (g) Cost or other basis plus expense of sale | (h) Gain or (loss) (e) plus (f) minus (g) |
|-----------------------|--|---|--|
| 2,009 | | 2,423 | -414 |
| 1,328 | | 1,706 | -378 |
| 9,462 | | 11,906 | -2,444 |
| 8,350 | | 10,060 | -1,710 |
| 14,924 | | 23,343 | -8,419 |
| 6,790 | | 10,352 | -3,562 |
| 4,715 | | 7,229 | -2,514 |
| 11,637 | | 13,915 | -2,278 |
| 6,790 | | 7,365 | -575 |
| 31,067 | | 15,453 | 15,614 |

Form 990PF Part IV - Capital Gains and Losses for Tax on Investment Income - Columns i - l

| Complete only for assets showing gain in column (h) and owned by the foundation on 12/31/69 | | | (l) Gains (Col (h) gain minus col (k), but not less than -0-) or Losses (from col (h)) |
|---|-----------------------------------|--|--|
| (i) F M V as of 12/31/69 | (j) Adjusted basis as of 12/31/69 | (k) Excess of col (i) over col (j), if any | |
| | | | -414 |
| | | | -378 |
| | | | -2,444 |
| | | | -1,710 |
| | | | -8,419 |
| | | | -3,562 |
| | | | -2,514 |
| | | | -2,278 |
| | | | -575 |
| | | | 15,614 |

| Form 990PF Part IV - Capital Gains and Losses for Tax on Investment Income - Columns a - d | | | |
|--|---|---|-------------------------------------|
| List and describe the kind(s) of property sold (e g , real estate, (a) 2-story brick warehouse, or common stock, 200 shs MLC Co) | (b) How acquired P—Purchase D—Donation | (c) Date acquired (mo , day, yr) | (d) Date sold (mo , day, yr) |
| EXACT SCIENCES CORP COM | P | 2017-04-27 | 2017-09-26 |
| EXACT SCIENCES CORP COM | P | 2017-04-28 | 2017-09-26 |
| FACEBOOK INC COM USD0 000006 CL 'A' | P | 2015-08-03 | 2017-09-26 |
| FACEBOOK INC COM USD0 000006 CL 'A' | P | 2015-12-29 | 2017-09-26 |
| FIRST MIDWEST BANCORP INC DEL COM | P | 2013-07-18 | 2017-09-26 |
| FIRST MIDWEST BANCORP INC DEL COM | P | 2013-07-19 | 2017-09-26 |
| FIRST MIDWEST BANCORP INC DEL COM | P | 2013-07-22 | 2017-09-26 |
| FIRST MIDWEST BANCORP INC DEL COM | P | 2013-07-25 | 2017-09-26 |
| FIRST MIDWEST BANCORP INC DEL COM | P | 2013-07-26 | 2017-09-26 |
| FIRST MIDWEST BANCORP INC DEL COM | P | 2013-07-29 | 2017-09-26 |

Form 990PF Part IV - Capital Gains and Losses for Tax on Investment Income - Columns e - h

| (e) Gross sales price | (f) Depreciation allowed (or allowable) | (g) Cost or other basis plus expense of sale | (h) Gain or (loss) (e) plus (f) minus (g) |
|-----------------------|--|---|--|
| 9,394 | | 5,745 | 3,649 |
| 14,617 | | 9,696 | 4,921 |
| 38,629 | | 22,125 | 16,504 |
| 19,068 | | 12,442 | 6,626 |
| 2,869 | | 1,887 | 982 |
| 2,295 | | 1,524 | 771 |
| 574 | | 382 | 192 |
| 7,460 | | 4,957 | 2,503 |
| 1,148 | | 769 | 379 |
| 2,295 | | 1,528 | 767 |

Form 990PF Part IV - Capital Gains and Losses for Tax on Investment Income - Columns i - l

| Complete only for assets showing gain in column (h) and owned by the foundation on 12/31/69 | | | (I) Gains (Col (h) gain minus col (k), but not less than -0-) or Losses (from col (h)) |
|---|--------------------------------------|---|--|
| (i) F M V as of 12/31/69 | (j) Adjusted basis as of 12/31/69 | (k) Excess of col (i) over col (j), if any | |
| | | | 3,649 |
| | | | 4,921 |
| | | | 16,504 |
| | | | 6,626 |
| | | | 982 |
| | | | 771 |
| | | | 192 |
| | | | 2,503 |
| | | | 379 |
| | | | 767 |

| Form 990PF Part IV - Capital Gains and Losses for Tax on Investment Income - Columns a - d | | | |
|--|---|---|-------------------------------------|
| List and describe the kind(s) of property sold (e.g., real estate, (a) 2-story brick warehouse, or common stock, 200 shs MLC Co.) | (b) How acquired P—Purchase D—Donation | (c) Date acquired (mo., day, yr.) | (d) Date sold (mo., day, yr.) |
| FIRST MIDWEST BANCORP INC DEL COM | P | 2013-09-11 | 2017-09-26 |
| FIRST MIDWEST BANCORP INC DEL COM | P | 2013-09-12 | 2017-09-26 |
| FIRST MIDWEST BANCORP INC DEL COM | P | 2013-09-13 | 2017-09-26 |
| FIRST MIDWEST BANCORP INC DEL COM | P | 2013-09-16 | 2017-09-26 |
| FIRST MIDWEST BANCORP INC DEL COM | P | 2013-09-26 | 2017-09-26 |
| FIRST MIDWEST BANCORP INC DEL COM | P | 2013-09-30 | 2017-09-26 |
| FIRST MIDWEST BANCORP INC DEL COM | P | 2013-10-02 | 2017-09-26 |
| FIRST MIDWEST BANCORP INC DEL COM | P | 2013-10-03 | 2017-09-26 |
| FIRST MIDWEST BANCORP INC DEL COM | P | 2013-10-07 | 2017-09-26 |
| FIRST MIDWEST BANCORP INC DEL COM | P | 2014-05-07 | 2017-09-26 |

Form 990PF Part IV - Capital Gains and Losses for Tax on Investment Income - Columns e - h

| (e) Gross sales price | (f) Depreciation allowed (or allowable) | (g) Cost or other basis plus expense of sale | (h) Gain or (loss) (e) plus (f) minus (g) |
|-----------------------|--|---|--|
| 2,066 | | 1,376 | 690 |
| 2,869 | | 1,897 | 972 |
| 2,295 | | 1,521 | 774 |
| 3,443 | | 2,269 | 1,174 |
| 2,869 | | 1,878 | 991 |
| 1,722 | | 1,130 | 592 |
| 4,591 | | 3,045 | 1,546 |
| 597 | | 390 | 207 |
| 3,443 | | 2,259 | 1,184 |
| 2,295 | | 1,629 | 666 |

Form 990PF Part IV - Capital Gains and Losses for Tax on Investment Income - Columns i - l

| Complete only for assets showing gain in column (h) and owned by the foundation on 12/31/69 | | | (l) Gains (Col. (h) gain minus col. (k), but not less than -0-) or Losses (from col. (h)) |
|---|-----------------------------------|--|---|
| (i) F M V as of 12/31/69 | (j) Adjusted basis as of 12/31/69 | (k) Excess of col. (i) over col. (j), if any | |
| | | | 690 |
| | | | 972 |
| | | | 774 |
| | | | 1,174 |
| | | | 991 |
| | | | 592 |
| | | | 1,546 |
| | | | 207 |
| | | | 1,184 |
| | | | 666 |

| Form 990PF Part IV - Capital Gains and Losses for Tax on Investment Income - Columns a - d | | | |
|--|---|---|-------------------------------------|
| List and describe the kind(s) of property sold (e g , real estate, (a) 2-story brick warehouse, or common stock, 200 shs MLC Co) | (b) How acquired P—Purchase D—Donation | (c) Date acquired (mo , day, yr) | (d) Date sold (mo , day, yr) |
| FIRST MIDWEST BANCORP INC DEL COM | P | 2014-05-14 | 2017-09-26 |
| FIRST MIDWEST BANCORP INC DEL COM | P | 2014-05-15 | 2017-09-26 |
| FIRST MIDWEST BANCORP INC DEL COM | P | 2014-05-16 | 2017-09-26 |
| FIRST MIDWEST BANCORP INC DEL COM | P | 2014-05-19 | 2017-09-26 |
| FIRST MIDWEST BANCORP INC DEL COM | P | 2014-05-20 | 2017-09-26 |
| FIRST MIDWEST BANCORP INC DEL COM | P | 2014-05-21 | 2017-09-26 |
| FIVE9 INC COM | P | 2016-06-30 | 2017-09-26 |
| FIVE9 INC COM | P | 2016-07-01 | 2017-09-26 |
| FIVE9 INC COM | P | 2016-07-05 | 2017-09-26 |
| FIVE9 INC COM | P | 2016-07-06 | 2017-09-26 |

Form 990PF Part IV - Capital Gains and Losses for Tax on Investment Income - Columns e - h

| (e) Gross sales price | Depreciation allowed (f) (or allowable) | Cost or other basis (g) plus expense of sale | Gain or (loss) (h) (e) plus (f) minus (g) |
|-----------------------|--|---|--|
| 4,017 | | 2,810 | 1,207 |
| 6,886 | | 4,728 | 2,158 |
| 17,790 | | 12,159 | 5,631 |
| 4,591 | | 3,169 | 1,422 |
| 6,312 | | 4,315 | 1,997 |
| 574 | | 394 | 180 |
| 7,117 | | 3,935 | 3,182 |
| 9,977 | | 5,526 | 4,451 |
| 3,935 | | 2,151 | 1,784 |
| 2,236 | | 1,236 | 1,000 |

Form 990PF Part IV - Capital Gains and Losses for Tax on Investment Income - Columns i - l

| Complete only for assets showing gain in column (h) and owned by the foundation on 12/31/69 | | | (I) Gains (Col (h) gain minus col (k), but not less than -0-) or Losses (from col (h)) |
|---|--------------------------------------|---|--|
| (i) F M V as of 12/31/69 | Adjusted basis (j) as of 12/31/69 | Excess of col (i) (k) over col (j), if any | |
| | | | 1,207 |
| | | | 2,158 |
| | | | 5,631 |
| | | | 1,422 |
| | | | 1,997 |
| | | | 180 |
| | | | 3,182 |
| | | | 4,451 |
| | | | 1,784 |
| | | | 1,000 |

Form 990PF Part IV - Capital Gains and Losses for Tax on Investment Income - Columns a - d

| List and describe the kind(s) of property sold (e g , real estate, (a) 2-story brick warehouse, or common stock, 200 shs MLC Co) | (b) How acquired P—Purchase D—Donation | (c) Date acquired (mo , day, yr) | (d) Date sold (mo , day, yr) |
|--|---|---|-------------------------------------|
| FIVE9 INC COM | P | 2016-07-06 | 2017-09-26 |
| FIVE9 INC COM | P | 2016-07-07 | 2017-09-26 |
| FIVE9 INC COM | P | 2016-07-07 | 2017-09-26 |
| FIVE9 INC COM | P | 2016-07-08 | 2017-09-26 |
| FIVE9 INC COM | P | 2016-07-11 | 2017-09-26 |
| FIVE9 INC COM | P | 2016-07-12 | 2017-09-26 |
| FIVE9 INC COM | P | 2016-07-12 | 2017-09-26 |
| FORD MTR CO DEL COM PAR \$0 01 COM PAR \$0 01 | P | 2014-11-24 | 2017-09-26 |
| FORD MTR CO DEL COM PAR \$0 01 COM PAR \$0 01 | P | 2014-11-25 | 2017-09-26 |
| FORD MTR CO DEL COM PAR \$0 01 COM PAR \$0 01 | P | 2014-11-26 | 2017-09-26 |

Form 990PF Part IV - Capital Gains and Losses for Tax on Investment Income - Columns e - h

| (e) Gross sales price | Depreciation allowed (f) (or allowable) | Cost or other basis (g) plus expense of sale | Gain or (loss) (h) (e) plus (f) minus (g) |
|-----------------------|--|---|--|
| 2,193 | | 1,207 | 986 |
| 2,623 | | 1,457 | 1,166 |
| 1,097 | | 605 | 492 |
| 3,204 | | 1,791 | 1,413 |
| 3,913 | | 2,185 | 1,728 |
| 5,376 | | 3,062 | 2,314 |
| 6,408 | | 3,661 | 2,747 |
| 60,817 | | 79,758 | -18,941 |
| 88,542 | | 116,844 | -28,302 |
| 47,997 | | 62,945 | -14,948 |

Form 990PF Part IV - Capital Gains and Losses for Tax on Investment Income - Columns i - l

| Complete only for assets showing gain in column (h) and owned by the foundation on 12/31/69 | | | Gains (Col (h) gain minus col (k), but not less than -0-) or (l) Losses (from col (h)) |
|---|--------------------------------------|---|---|
| (i) F M V as of 12/31/69 | Adjusted basis (j) as of 12/31/69 | Excess of col (i) (k) over col (j), if any | |
| | | | 986 |
| | | | 1,166 |
| | | | 492 |
| | | | 1,413 |
| | | | 1,728 |
| | | | 2,314 |
| | | | 2,747 |
| | | | -18,941 |
| | | | -28,302 |
| | | | -14,948 |

Form 990PF Part IV - Capital Gains and Losses for Tax on Investment Income - Columns a - d

| List and describe the kind(s) of property sold (e g , real estate, (a) 2-story brick warehouse, or common stock, 200 shs MLC Co) | (b) How acquired P—Purchase D—Donation | (c) Date acquired (mo , day, yr) | (d) Date sold (mo , day, yr) |
|--|---|---|-------------------------------------|
| FORD MTR CO DEL COM PAR \$0 01 COM PAR \$0 01 | P | 2014-11-28 | 2017-09-26 |
| FORD MTR CO DEL COM PAR \$0 01 COM PAR \$0 01 | P | 2014-11-28 | 2017-09-26 |
| FORD MTR CO DEL COM PAR \$0 01 COM PAR \$0 01 | P | 2014-12-01 | 2017-09-26 |
| FORD MTR CO DEL COM PAR \$0 01 COM PAR \$0 01 | P | 2014-12-01 | 2017-09-26 |
| FORD MTR CO DEL COM PAR \$0 01 COM PAR \$0 01 | P | 2014-12-02 | 2017-09-26 |
| FORD MTR CO DEL COM PAR \$0 01 COM PAR \$0 01 | P | 2014-12-02 | 2017-09-26 |
| FORD MTR CO DEL COM PAR \$0 01 COM PAR \$0 01 | P | 2014-12-03 | 2017-09-26 |
| FORD MTR CO DEL COM PAR \$0 01 COM PAR \$0 01 | P | 2015-02-03 | 2017-09-26 |
| FORD MTR CO DEL COM PAR \$0 01 COM PAR \$0 01 | P | 2015-02-04 | 2017-09-26 |
| FORD MTR CO DEL COM PAR \$0 01 COM PAR \$0 01 | P | 2015-08-03 | 2017-09-26 |

Form 990PF Part IV - Capital Gains and Losses for Tax on Investment Income - Columns e - h

| (e) Gross sales price | (f) Depreciation allowed (or allowable) | (g) Cost or other basis plus expense of sale | (h) Gain or (loss) (e) plus (f) minus (g) |
|-----------------------|--|---|--|
| 9,838 | | 12,962 | -3,124 |
| 6,261 | | 8,231 | -1,970 |
| 40,246 | | 53,425 | -13,179 |
| 22,061 | | 29,316 | -7,255 |
| 30,408 | | 40,513 | -10,105 |
| 51,277 | | 68,424 | -17,147 |
| 76,915 | | 103,426 | -26,511 |
| 33,688 | | 43,848 | -10,160 |
| 57,835 | | 76,389 | -18,554 |
| 47,485 | | 59,531 | -12,046 |

Form 990PF Part IV - Capital Gains and Losses for Tax on Investment Income - Columns i - l

| Complete only for assets showing gain in column (h) and owned by the foundation on 12/31/69 | | | (l) Gains (Col (h) gain minus col (k), but not less than -0-) or Losses (from col (h)) |
|---|-----------------------------------|--|--|
| (i) F M V as of 12/31/69 | (j) Adjusted basis as of 12/31/69 | (k) Excess of col (i) over col (j), if any | |
| | | | -3,124 |
| | | | -1,970 |
| | | | -13,179 |
| | | | -7,255 |
| | | | -10,105 |
| | | | -17,147 |
| | | | -26,511 |
| | | | -10,160 |
| | | | -18,554 |
| | | | -12,046 |

| Form 990PF Part IV - Capital Gains and Losses for Tax on Investment Income - Columns a - d | | | |
|--|---|---|-------------------------------------|
| List and describe the kind(s) of property sold (e g , real estate, (a) 2-story brick warehouse, or common stock, 200 shs MLC Co) | (b) How acquired P—Purchase D—Donation | (c) Date acquired (mo , day, yr) | (d) Date sold (mo , day, yr) |
| FORD MTR CO DEL COM PAR \$0 01 COM PAR \$0 01 | P | 2016-08-15 | 2017-09-26 |
| FORD MTR CO DEL COM PAR \$0 01 COM PAR \$0 01 | P | 2016-10-25 | 2017-09-26 |
| FORD MTR CO DEL COM PAR \$0 01 COM PAR \$0 01 | P | 2017-05-19 | 2017-09-26 |
| FORTIS INC COM STK | P | 2016-10-17 | 2017-09-26 |
| FRKLN RES INC COM | P | 2013-01-11 | 2017-09-26 |
| FRKLN RES INC COM | P | 2013-01-18 | 2017-09-26 |
| FRKLN RES INC COM | P | 2013-06-14 | 2017-09-26 |
| FRKLN RES INC COM | P | 2013-08-13 | 2017-09-26 |
| FRKLN RES INC COM | P | 2015-08-12 | 2017-09-26 |
| FRKLN RES INC COM | P | 2015-08-14 | 2017-09-26 |

Form 990PF Part IV - Capital Gains and Losses for Tax on Investment Income - Columns e - h

| (e) Gross sales price | (f) Depreciation allowed (or allowable) | (g) Cost or other basis plus expense of sale | (h) Gain or (loss) (e) plus (f) minus (g) |
|-----------------------|--|---|--|
| 15,109 | | 15,730 | -621 |
| 267,414 | | 271,123 | -3,709 |
| 59,839 | | 54,873 | 4,966 |
| 14,882 | | 13,047 | 1,835 |
| 39,150 | | 40,135 | -985 |
| 110,925 | | 113,475 | -2,550 |
| 9,309 | | 10,495 | -1,186 |
| 88,087 | | 98,364 | -10,277 |
| 18,487 | | 18,536 | -49 |
| 39,150 | | 39,105 | 45 |

Form 990PF Part IV - Capital Gains and Losses for Tax on Investment Income - Columns i - l

| Complete only for assets showing gain in column (h) and owned by the foundation on 12/31/69 | | | (l) Gains (Col (h) gain minus col (k), but not less than -0-) or Losses (from col (h)) |
|---|--------------------------------------|---|--|
| (i) F M V as of 12/31/69 | (j) Adjusted basis as of 12/31/69 | (k) Excess of col (i) over col (j), if any | |
| | | | -621 |
| | | | -3,709 |
| | | | 4,966 |
| | | | 1,835 |
| | | | -985 |
| | | | -2,550 |
| | | | -1,186 |
| | | | -10,277 |
| | | | -49 |
| | | | 45 |

| Form 990PF Part IV - Capital Gains and Losses for Tax on Investment Income - Columns a - d | | | |
|--|---|---|-------------------------------------|
| List and describe the kind(s) of property sold (e g , real estate, (a) 2-story brick warehouse, or common stock, 200 shs MLC Co) | (b) How acquired P—Purchase D—Donation | (c) Date acquired (mo , day, yr) | (d) Date sold (mo , day, yr) |
| FRKLN RES INC COM | P | 2015-08-17 | 2017-09-26 |
| FRKLN RES INC COM | P | 2015-08-19 | 2017-09-26 |
| FRKLN RES INC COM | P | 2016-01-11 | 2017-09-26 |
| FRKLN RES INC COM | P | 2016-06-16 | 2017-09-26 |
| FRKLN RES INC COM | P | 2016-10-25 | 2017-09-26 |
| GENERAL CABLE CORP DEL NEW COM | P | 2014-10-24 | 2017-09-26 |
| GENERAL CABLE CORP DEL NEW COM | P | 2014-10-27 | 2017-09-26 |
| GENERAL CABLE CORP DEL NEW COM | P | 2014-10-28 | 2017-09-26 |
| GENERAL CABLE CORP DEL NEW COM | P | 2014-11-06 | 2017-09-26 |
| GENERAL CABLE CORP DEL NEW COM | P | 2014-11-17 | 2017-09-26 |

Form 990PF Part IV - Capital Gains and Losses for Tax on Investment Income - Columns e - h

| (e) Gross sales price | Depreciation allowed (f) (or allowable) | Cost or other basis (g) plus expense of sale | Gain or (loss) (h) (e) plus (f) minus (g) |
|-----------------------|--|---|--|
| 9,787 | | 9,819 | -32 |
| 122,887 | | 122,510 | 377 |
| 94,612 | | 72,557 | 22,055 |
| 190,443 | | 144,189 | 46,254 |
| 162,037 | | 129,984 | 32,053 |
| 2,858 | | 2,005 | 853 |
| 28,484 | | 19,312 | 9,172 |
| 7,145 | | 5,010 | 2,135 |
| 4,287 | | 3,018 | 1,269 |
| 32,390 | | 22,568 | 9,822 |

Form 990PF Part IV - Capital Gains and Losses for Tax on Investment Income - Columns i - l

| Complete only for assets showing gain in column (h) and owned by the foundation on 12/31/69 | | | (I) Gains (Col (h) gain minus col (k), but not less than -0-) or Losses (from col (h)) |
|---|--------------------------------------|---|--|
| (i) F M V as of 12/31/69 | Adjusted basis (j) as of 12/31/69 | Excess of col (i) (k) over col (j), if any | |
| | | | -32 |
| | | | 377 |
| | | | 22,055 |
| | | | 46,254 |
| | | | 32,053 |
| | | | 853 |
| | | | 9,172 |
| | | | 2,135 |
| | | | 1,269 |
| | | | 9,822 |

| Form 990PF Part IV - Capital Gains and Losses for Tax on Investment Income - Columns a - d | | | |
|--|---|---|-------------------------------------|
| List and describe the kind(s) of property sold (e g , real estate, (a) 2-story brick warehouse, or common stock, 200 shs MLC Co) | (b) How acquired P—Purchase D—Donation | (c) Date acquired (mo , day, yr) | (d) Date sold (mo , day, yr) |
| GENERAL CABLE CORP DEL NEW COM | P | 2014-12-08 | 2017-09-26 |
| GENERAL CABLE CORP DEL NEW COM | P | 2014-12-09 | 2017-09-26 |
| GENERAL CABLE CORP DEL NEW COM | P | 2014-12-10 | 2017-09-26 |
| GENERAL CABLE CORP DEL NEW COM | P | 2014-12-11 | 2017-09-26 |
| GENERAL CABLE CORP DEL NEW COM | P | 2014-12-12 | 2017-09-26 |
| GENERAL CABLE CORP DEL NEW COM | P | 2014-12-15 | 2017-09-26 |
| GENERAL ELECTRIC CO | P | 2015-08-03 | 2017-09-26 |
| GIBRALTAR INDS INC COM | P | 2017-05-22 | 2017-09-26 |
| GIBRALTAR INDS INC COM | P | 2017-05-23 | 2017-09-26 |
| GIBRALTAR INDS INC COM | P | 2017-05-23 | 2017-09-26 |

Form 990PF Part IV - Capital Gains and Losses for Tax on Investment Income - Columns e - h

| (e) Gross sales price | (f) Depreciation allowed (or allowable) | (g) Cost or other basis plus expense of sale | (h) Gain or (loss) (e) plus (f) minus (g) |
|-----------------------|--|---|--|
| 12,861 | | 8,990 | 3,871 |
| 5,716 | | 3,966 | 1,750 |
| 4,287 | | 2,957 | 1,330 |
| 4,935 | | 3,463 | 1,472 |
| 9,527 | | 6,484 | 3,043 |
| 1,258 | | 862 | 396 |
| 158,360 | | 164,338 | -5,978 |
| 3,019 | | 3,176 | -157 |
| 1,419 | | 1,510 | -91 |
| 1,479 | | 1,589 | -110 |

Form 990PF Part IV - Capital Gains and Losses for Tax on Investment Income - Columns i - l

| Complete only for assets showing gain in column (h) and owned by the foundation on 12/31/69 | | | (I) Gains (Col (h) gain minus col (k), but not less than -0-) or Losses (from col (h)) |
|---|--------------------------------------|---|--|
| (i) F M V as of 12/31/69 | (j) Adjusted basis as of 12/31/69 | (k) Excess of col (i) over col (j), if any | |
| | | | 3,871 |
| | | | 1,750 |
| | | | 1,330 |
| | | | 1,472 |
| | | | 3,043 |
| | | | 396 |
| | | | -5,978 |
| | | | -157 |
| | | | -91 |
| | | | -110 |

| Form 990PF Part IV - Capital Gains and Losses for Tax on Investment Income - Columns a - d | | | |
|--|---|---|-------------------------------------|
| List and describe the kind(s) of property sold (e g , real estate, (a) 2-story brick warehouse, or common stock, 200 shs MLC Co) | (b) How acquired P—Purchase D—Donation | (c) Date acquired (mo , day, yr) | (d) Date sold (mo , day, yr) |
| GIBALTAR INDS INC COM | P | 2017-05-24 | 2017-09-26 |
| GIBALTAR INDS INC COM | P | 2017-05-25 | 2017-09-26 |
| GIBALTAR INDS INC COM | P | 2017-05-26 | 2017-09-26 |
| GIBALTAR INDS INC COM | P | 2017-05-30 | 2017-09-26 |
| GIBALTAR INDS INC COM | P | 2017-05-30 | 2017-09-26 |
| GIBALTAR INDS INC COM | P | 2017-05-31 | 2017-09-26 |
| GIBALTAR INDS INC COM | P | 2017-05-31 | 2017-09-26 |
| GIBALTAR INDS INC COM | P | 2017-06-01 | 2017-09-26 |
| GIBALTAR INDS INC COM | P | 2017-06-02 | 2017-09-26 |
| GIBALTAR INDS INC COM | P | 2017-06-05 | 2017-09-26 |

Form 990PF Part IV - Capital Gains and Losses for Tax on Investment Income - Columns e - h

| (e) Gross sales price | Depreciation allowed (f) (or allowable) | Cost or other basis (g) plus expense of sale | Gain or (loss) (h) (e) plus (f) minus (g) |
|-----------------------|--|---|--|
| 1,057 | | 1,133 | -76 |
| 5,887 | | 6,255 | -368 |
| 4,649 | | 4,869 | -220 |
| 5,072 | | 5,223 | -151 |
| 3,442 | | 3,569 | -127 |
| 3,713 | | 3,773 | -60 |
| 7,608 | | 7,838 | -230 |
| 3,713 | | 3,885 | -172 |
| 3,019 | | 3,251 | -232 |
| 2,898 | | 3,150 | -252 |

Form 990PF Part IV - Capital Gains and Losses for Tax on Investment Income - Columns i - l

| Complete only for assets showing gain in column (h) and owned by the foundation on 12/31/69 | | | (I) Gains (Col (h) gain minus col (k), but not less than -0-) or Losses (from col (h)) |
|---|--------------------------------------|---|--|
| (i) F M V as of 12/31/69 | Adjusted basis (j) as of 12/31/69 | Excess of col (i) (k) over col (j), if any | |
| | | | -76 |
| | | | -368 |
| | | | -220 |
| | | | -151 |
| | | | -127 |
| | | | -60 |
| | | | -230 |
| | | | -172 |
| | | | -232 |
| | | | -252 |

| Form 990PF Part IV - Capital Gains and Losses for Tax on Investment Income - Columns a - d | | | |
|--|---|---|-------------------------------------|
| List and describe the kind(s) of property sold (e g , real estate, (a) 2-story brick warehouse, or common stock, 200 shs MLC Co) | (b) How acquired P—Purchase D—Donation | (c) Date acquired (mo , day, yr) | (d) Date sold (mo , day, yr) |
| GIBALTAR INDS INC COM | P | 2017-06-06 | 2017-09-26 |
| GIBALTAR INDS INC COM | P | 2017-06-07 | 2017-09-26 |
| GIBALTAR INDS INC COM | P | 2017-06-09 | 2017-09-26 |
| GIBALTAR INDS INC COM | P | 2017-06-15 | 2017-09-26 |
| GIBALTAR INDS INC COM | P | 2017-06-16 | 2017-09-26 |
| GIBALTAR INDS INC COM | P | 2017-06-23 | 2017-09-26 |
| GIBALTAR INDS INC COM | P | 2017-06-23 | 2017-09-26 |
| GIBALTAR INDS INC COM | P | 2017-06-27 | 2017-09-26 |
| GIBALTAR INDS INC COM | P | 2017-06-28 | 2017-09-26 |
| GIBALTAR INDS INC COM | P | 2017-06-29 | 2017-09-26 |

Form 990PF Part IV - Capital Gains and Losses for Tax on Investment Income - Columns e - h

| (e) Gross sales price | Depreciation allowed (f) (or allowable) | Cost or other basis (g) plus expense of sale | Gain or (loss) (h) (e) plus (f) minus (g) |
|-----------------------|--|---|--|
| 2,083 | | 2,284 | -201 |
| 1,630 | | 1,802 | -172 |
| 3,321 | | 3,830 | -509 |
| 2,023 | | 2,313 | -290 |
| 3,230 | | 3,702 | -472 |
| 1,298 | | 1,482 | -184 |
| 6,732 | | 7,705 | -973 |
| 5,162 | | 5,889 | -727 |
| 875 | | 1,014 | -139 |
| 996 | | 1,157 | -161 |

Form 990PF Part IV - Capital Gains and Losses for Tax on Investment Income - Columns i - l

| Complete only for assets showing gain in column (h) and owned by the foundation on 12/31/69 | | | (I) Gains (Col (h) gain minus col (k), but not less than -0-) or Losses (from col (h)) |
|---|--------------------------------------|---|--|
| (i) F M V as of 12/31/69 | Adjusted basis (j) as of 12/31/69 | Excess of col (i) (k) over col (j), if any | |
| | | | -201 |
| | | | -172 |
| | | | -509 |
| | | | -290 |
| | | | -472 |
| | | | -184 |
| | | | -973 |
| | | | -727 |
| | | | -139 |
| | | | -161 |

| Form 990PF Part IV - Capital Gains and Losses for Tax on Investment Income - Columns a - d | | | |
|--|---|---|-------------------------------------|
| List and describe the kind(s) of property sold (e g , real estate, (a) 2-story brick warehouse, or common stock, 200 shs MLC Co) | (b) How acquired P—Purchase D—Donation | (c) Date acquired (mo , day, yr) | (d) Date sold (mo , day, yr) |
| GIBALTAR INDS INC COM | P | 2017-06-30 | 2017-09-26 |
| GIBALTAR INDS INC COM | P | 2017-07-03 | 2017-09-26 |
| GIBALTAR INDS INC COM | P | 2017-07-05 | 2017-09-26 |
| GIBALTAR INDS INC COM | P | 2017-07-06 | 2017-09-26 |
| GIBALTAR INDS INC COM | P | 2017-07-07 | 2017-09-26 |
| GIBALTAR INDS INC COM | P | 2017-07-12 | 2017-09-26 |
| GIBALTAR INDS INC COM | P | 2017-07-12 | 2017-09-26 |
| GIBALTAR INDS INC COM | P | 2017-07-12 | 2017-09-26 |
| GIBALTAR INDS INC COM | P | 2017-07-13 | 2017-09-26 |
| GIBALTAR INDS INC COM | P | 2017-07-14 | 2017-09-26 |

Form 990PF Part IV - Capital Gains and Losses for Tax on Investment Income - Columns e - h

| (e) Gross sales price | Depreciation allowed (f) (or allowable) | Cost or other basis (g) plus expense of sale | Gain or (loss) (h) (e) plus (f) minus (g) |
|-----------------------|--|---|--|
| 755 | | 891 | -136 |
| 634 | | 752 | -118 |
| 996 | | 1,184 | -188 |
| 6,008 | | 7,122 | -1,114 |
| 5,313 | | 6,281 | -968 |
| 4,830 | | 5,327 | -497 |
| 3,291 | | 3,549 | -258 |
| 2,143 | | 2,326 | -183 |
| 5,072 | | 5,617 | -545 |
| 8,181 | | 9,014 | -833 |

Form 990PF Part IV - Capital Gains and Losses for Tax on Investment Income - Columns i - l

| Complete only for assets showing gain in column (h) and owned by the foundation on 12/31/69 | | | (I) Gains (Col (h) gain minus col (k), but not less than -0-) or Losses (from col (h)) |
|---|--------------------------------------|---|--|
| (i) F M V as of 12/31/69 | Adjusted basis (j) as of 12/31/69 | Excess of col (i) (k) over col (j), if any | |
| | | | -136 |
| | | | -118 |
| | | | -188 |
| | | | -1,114 |
| | | | -968 |
| | | | -497 |
| | | | -258 |
| | | | -183 |
| | | | -545 |
| | | | -833 |

Form 990PF Part IV - Capital Gains and Losses for Tax on Investment Income - Columns a - d

| List and describe the kind(s) of property sold (e g , real estate, (a) 2-story brick warehouse, or common stock, 200 shs MLC Co) | (b) How acquired P—Purchase D—Donation | (c) Date acquired (mo , day, yr) | (d) Date sold (mo , day, yr) |
|--|---|---|-------------------------------------|
| GIBALTAR INDS INC COM | P | 2017-07-14 | 2017-09-26 |
| GIBALTAR INDS INC COM | P | 2017-07-14 | 2017-09-26 |
| GIBALTAR INDS INC COM | P | 2017-07-17 | 2017-09-26 |
| GIBALTAR INDS INC COM | P | 2017-07-28 | 2017-09-26 |
| GIBALTAR INDS INC COM | P | 2017-07-28 | 2017-09-26 |
| GIBALTAR INDS INC COM | P | 2017-07-31 | 2017-09-26 |
| GIBALTAR INDS INC COM | P | 2017-08-01 | 2017-09-26 |
| GIBALTAR INDS INC COM | P | 2017-08-02 | 2017-09-26 |
| GIBALTAR INDS INC COM | P | 2017-08-03 | 2017-09-26 |
| GIBALTAR INDS INC COM | P | 2017-08-04 | 2017-09-26 |

Form 990PF Part IV - Capital Gains and Losses for Tax on Investment Income - Columns e - h

| (e) Gross sales price | Depreciation allowed (f) (or allowable) | Cost or other basis (g) plus expense of sale | Gain or (loss) (h) (e) plus (f) minus (g) |
|-----------------------|--|---|--|
| 5,706 | | 6,292 | -586 |
| 2,989 | | 3,310 | -321 |
| 936 | | 1,042 | -106 |
| 11,713 | | 11,170 | 543 |
| 5,132 | | 4,897 | 235 |
| 4,559 | | 4,508 | 51 |
| 3,532 | | 3,540 | -8 |
| 3,019 | | 2,938 | 81 |
| 1,992 | | 1,951 | 41 |
| 2,174 | | 2,156 | 18 |

Form 990PF Part IV - Capital Gains and Losses for Tax on Investment Income - Columns i - l

| Complete only for assets showing gain in column (h) and owned by the foundation on 12/31/69 | | | (I) Gains (Col (h) gain minus col (k), but not less than -0-) or Losses (from col (h)) |
|---|--------------------------------------|---|--|
| (i) F M V as of 12/31/69 | Adjusted basis (j) as of 12/31/69 | Excess of col (i) (k) over col (j), if any | |
| | | | -586 |
| | | | -321 |
| | | | -106 |
| | | | 543 |
| | | | 235 |
| | | | 51 |
| | | | -8 |
| | | | 81 |
| | | | 41 |
| | | | 18 |

| Form 990PF Part IV - Capital Gains and Losses for Tax on Investment Income - Columns a - d | | | |
|--|---|---|-------------------------------------|
| List and describe the kind(s) of property sold (e g , real estate, (a) 2-story brick warehouse, or common stock, 200 shs MLC Co) | (b) How acquired P—Purchase D—Donation | (c) Date acquired (mo , day, yr) | (d) Date sold (mo , day, yr) |
| GIBRALTAR INDS INC COM | P | 2017-08-07 | 2017-09-26 |
| GLAUKOS CORP COM | P | 2016-06-17 | 2017-09-26 |
| GLAUKOS CORP COM | P | 2016-06-20 | 2017-09-26 |
| GLAUKOS CORP COM | P | 2016-06-21 | 2017-09-26 |
| GLAUKOS CORP COM | P | 2016-06-22 | 2017-09-26 |
| GLAUKOS CORP COM | P | 2016-06-30 | 2017-09-26 |
| GLAUKOS CORP COM | P | 2016-07-01 | 2017-09-26 |
| GLAUKOS CORP COM | P | 2016-07-05 | 2017-09-26 |
| GLAUKOS CORP COM | P | 2016-07-06 | 2017-09-26 |
| GLAUKOS CORP COM | P | 2016-08-03 | 2017-09-26 |

Form 990PF Part IV - Capital Gains and Losses for Tax on Investment Income - Columns e - h

| (e) Gross sales price | Depreciation allowed (f) (or allowable) | Cost or other basis (g) plus expense of sale | Gain or (loss) (h) (e) plus (f) minus (g) |
|-----------------------|--|---|--|
| 1,238 | | 1,223 | 15 |
| 2,113 | | 1,871 | 242 |
| 5,005 | | 4,583 | 422 |
| 6,241 | | 5,625 | 616 |
| 6,988 | | 6,347 | 641 |
| 2,340 | | 2,095 | 245 |
| 1,593 | | 1,423 | 170 |
| 2,340 | | 2,092 | 248 |
| 1,398 | | 1,248 | 150 |
| 2,925 | | 2,835 | 90 |

Form 990PF Part IV - Capital Gains and Losses for Tax on Investment Income - Columns i - l

| Complete only for assets showing gain in column (h) and owned by the foundation on 12/31/69 | | | (I) Gains (Col (h) gain minus col (k), but not less than -0-) or Losses (from col (h)) |
|---|--------------------------------------|---|--|
| (i) F M V as of 12/31/69 | Adjusted basis (j) as of 12/31/69 | Excess of col (i) (k) over col (j), if any | |
| | | | 15 |
| | | | 242 |
| | | | 422 |
| | | | 616 |
| | | | 641 |
| | | | 245 |
| | | | 170 |
| | | | 248 |
| | | | 150 |
| | | | 90 |

Form 990PF Part IV - Capital Gains and Losses for Tax on Investment Income - Columns a - d

| List and describe the kind(s) of property sold (e g , real estate, (a) 2-story brick warehouse, or common stock, 200 shs MLC Co) | (b) How acquired P—Purchase D—Donation | (c) Date acquired (mo , day, yr) | (d) Date sold (mo , day, yr) |
|--|---|---|-------------------------------------|
| GLAUKOS CORP COM | P | 2016-08-19 | 2017-09-26 |
| GLAUKOS CORP COM | P | 2016-08-22 | 2017-09-26 |
| GLAUKOS CORP COM | P | 2016-08-23 | 2017-09-26 |
| GLAUKOS CORP COM | P | 2016-08-24 | 2017-09-26 |
| GLAUKOS CORP COM | P | 2016-09-09 | 2017-09-26 |
| GOLDMAN SACHS GROUP INC COM | P | 2015-08-03 | 2017-09-26 |
| GRANITE CONST INC COM | P | 2016-11-16 | 2017-09-26 |
| GRANITE CONST INC COM | P | 2016-11-17 | 2017-09-26 |
| GRANITE CONST INC COM | P | 2016-11-23 | 2017-09-26 |
| GRANITE CONST INC COM | P | 2016-11-23 | 2017-09-26 |

Form 990PF Part IV - Capital Gains and Losses for Tax on Investment Income - Columns e - h

| (e) Gross sales price | (f) Depreciation allowed (or allowable) | (g) Cost or other basis plus expense of sale | (h) Gain or (loss) (e) plus (f) minus (g) |
|-----------------------|--|---|--|
| 15,829 | | 14,785 | 1,044 |
| 3,510 | | 3,316 | 194 |
| 2,958 | | 2,825 | 133 |
| 3,218 | | 3,021 | 197 |
| 6,306 | | 6,246 | 60 |
| 31,501 | | 28,044 | 3,457 |
| 17,007 | | 16,704 | 303 |
| 3,273 | | 3,273 | |
| 1,286 | | 1,343 | -57 |
| 3,214 | | 3,349 | -135 |

Form 990PF Part IV - Capital Gains and Losses for Tax on Investment Income - Columns i - l

| Complete only for assets showing gain in column (h) and owned by the foundation on 12/31/69 | | | (l) Gains (Col (h) gain minus col (k), but not less than -0-) or Losses (from col (h)) |
|---|--------------------------------------|---|--|
| (i) F M V as of 12/31/69 | (j) Adjusted basis as of 12/31/69 | (k) Excess of col (i) over col (j), if any | |
| | | | 1,044 |
| | | | 194 |
| | | | 133 |
| | | | 197 |
| | | | 60 |
| | | | 3,457 |
| | | | 303 |
| | | | |
| | | | -57 |
| | | | -135 |

| Form 990PF Part IV - Capital Gains and Losses for Tax on Investment Income - Columns a - d | | | |
|--|---|---|-------------------------------------|
| List and describe the kind(s) of property sold (e g , real estate, (a) 2-story brick warehouse, or common stock, 200 shs MLC Co) | (b) How acquired P—Purchase D—Donation | (c) Date acquired (mo , day, yr) | (d) Date sold (mo , day, yr) |
| GRANITE CONST INC COM | P | 2016-11-28 | 2017-09-26 |
| GRANITE CONST INC COM | P | 2016-11-29 | 2017-09-26 |
| GRANITE CONST INC COM | P | 2016-11-30 | 2017-09-26 |
| GRANITE CONST INC COM | P | 2017-01-05 | 2017-09-26 |
| GRANITE CONST INC COM | P | 2017-01-05 | 2017-09-26 |
| GRANITE CONST INC COM | P | 2017-01-06 | 2017-09-26 |
| GRANITE CONST INC COM | P | 2017-01-06 | 2017-09-26 |
| GRANITE CONST INC COM | P | 2017-01-09 | 2017-09-26 |
| GRANITE CONST INC COM | P | 2017-02-17 | 2017-09-26 |
| GRANITE CONST INC COM | P | 2017-03-30 | 2017-09-26 |

Form 990PF Part IV - Capital Gains and Losses for Tax on Investment Income - Columns e - h

| (e) Gross sales price | Depreciation allowed (f) (or allowable) | Cost or other basis (g) plus expense of sale | Gain or (loss) (h) (e) plus (f) minus (g) |
|-----------------------|--|---|--|
| 8,299 | | 8,661 | -362 |
| 3,156 | | 3,253 | -97 |
| 4,500 | | 4,608 | -108 |
| 1,227 | | 1,170 | 57 |
| 1,110 | | 1,060 | 50 |
| 7,305 | | 6,915 | 390 |
| 7,656 | | 7,280 | 376 |
| 7,598 | | 6,904 | 694 |
| 7,539 | | 6,731 | 808 |
| 11,981 | | 10,545 | 1,436 |

Form 990PF Part IV - Capital Gains and Losses for Tax on Investment Income - Columns i - l

| Complete only for assets showing gain in column (h) and owned by the foundation on 12/31/69 | | | (I) Gains (Col (h) gain minus col (k), but not less than -0-) or Losses (from col (h)) |
|---|--------------------------------------|---|--|
| (i) F M V as of 12/31/69 | Adjusted basis (j) as of 12/31/69 | Excess of col (i) (k) over col (j), if any | |
| | | | -362 |
| | | | -97 |
| | | | -108 |
| | | | 57 |
| | | | 50 |
| | | | 390 |
| | | | 376 |
| | | | 694 |
| | | | 808 |
| | | | 1,436 |

| Form 990PF Part IV - Capital Gains and Losses for Tax on Investment Income - Columns a - d | | | |
|--|---|---|-------------------------------------|
| List and describe the kind(s) of property sold (e g , real estate, (a) 2-story brick warehouse, or common stock, 200 shs MLC Co) | (b) How acquired P—Purchase D—Donation | (c) Date acquired (mo , day, yr) | (d) Date sold (mo , day, yr) |
| GRANITE CONST INC COM | P | 2017-03-30 | 2017-09-26 |
| GRANITE CONST INC COM | P | 2017-05-02 | 2017-09-26 |
| GRANITE CONST INC COM | P | 2017-05-02 | 2017-09-26 |
| GRANITE CONST INC COM | P | 2017-05-16 | 2017-09-26 |
| GRANITE CONST INC COM | P | 2017-05-16 | 2017-09-26 |
| GUIDEWIRE SOFTWARE INC COM USD0 0001 | P | 2012-04-03 | 2017-09-26 |
| GUIDEWIRE SOFTWARE INC COM USD0 0001 | P | 2012-04-03 | 2017-09-26 |
| GUIDEWIRE SOFTWARE INC COM USD0 0001 | P | 2012-04-19 | 2017-09-26 |
| GUIDEWIRE SOFTWARE INC COM USD0 0001 | P | 2012-05-01 | 2017-09-26 |
| GUIDEWIRE SOFTWARE INC COM USD0 0001 | P | 2012-10-25 | 2017-09-26 |

Form 990PF Part IV - Capital Gains and Losses for Tax on Investment Income - Columns e - h

| (e) Gross sales price | (f) Depreciation allowed (or allowable) | (g) Cost or other basis plus expense of sale | (h) Gain or (loss) (e) plus (f) minus (g) |
|-----------------------|--|---|--|
| 14,377 | | 12,559 | 1,818 |
| 13,559 | | 12,676 | 883 |
| 8,533 | | 8,007 | 526 |
| 1,987 | | 1,618 | 369 |
| 8,650 | | 7,046 | 1,604 |
| 11,425 | | 4,214 | 7,211 |
| 8,818 | | 3,291 | 5,527 |
| 15,796 | | 5,820 | 9,976 |
| 2,530 | | 899 | 1,631 |
| 3,067 | | 1,199 | 1,868 |

Form 990PF Part IV - Capital Gains and Losses for Tax on Investment Income - Columns i - l

| Complete only for assets showing gain in column (h) and owned by the foundation on 12/31/69 | | | (I) Gains (Col (h) gain minus col (k), but not less than -0-) or Losses (from col (h)) |
|---|-----------------------------------|--|--|
| (i) F M V as of 12/31/69 | (j) Adjusted basis as of 12/31/69 | (k) Excess of col (i) over col (j), if any | |
| | | | 1,818 |
| | | | 883 |
| | | | 526 |
| | | | 369 |
| | | | 1,604 |
| | | | 7,211 |
| | | | 5,527 |
| | | | 9,976 |
| | | | 1,631 |
| | | | 1,868 |

| Form 990PF Part IV - Capital Gains and Losses for Tax on Investment Income - Columns a - d | | | |
|--|---|---|-------------------------------------|
| List and describe the kind(s) of property sold (e g , real estate, (a) 2-story brick warehouse, or common stock, 200 shs MLC Co) | (b) How acquired P—Purchase D—Donation | (c) Date acquired (mo , day, yr) | (d) Date sold (mo , day, yr) |
| GUIDEWIRE SOFTWARE INC COM USD0 0001 | P | 2012-10-26 | 2017-09-26 |
| HANOVER INS GROUP INC COM | P | 2017-08-01 | 2017-09-26 |
| HANOVER INS GROUP INC COM | P | 2017-08-02 | 2017-09-26 |
| HANOVER INS GROUP INC COM | P | 2017-08-28 | 2017-09-26 |
| HEALTHEQUITY INC COM | P | 2015-05-06 | 2017-09-26 |
| HEALTHEQUITY INC COM | P | 2015-05-06 | 2017-09-26 |
| HEALTHEQUITY INC COM | P | 2015-05-06 | 2017-09-26 |
| HEALTHEQUITY INC COM | P | 2015-06-17 | 2017-09-26 |
| HEALTHEQUITY INC COM | P | 2016-04-04 | 2017-09-26 |
| HEALTHEQUITY INC COM | P | 2016-04-04 | 2017-09-26 |

Form 990PF Part IV - Capital Gains and Losses for Tax on Investment Income - Columns e - h

| (e) Gross sales price | (f) Depreciation allowed (or allowable) | (g) Cost or other basis plus expense of sale | (h) Gain or (loss) (e) plus (f) minus (g) |
|-----------------------|--|---|--|
| 3,834 | | 1,459 | 2,375 |
| 5,598 | | 5,433 | 165 |
| 11,981 | | 11,635 | 346 |
| 1,670 | | 1,681 | -11 |
| 13,032 | | 7,257 | 5,775 |
| 8,432 | | 4,722 | 3,710 |
| 58,451 | | 31,598 | 26,853 |
| 8,289 | | 4,995 | 3,294 |
| 1,342 | | 709 | 633 |
| 3,258 | | 1,726 | 1,532 |

Form 990PF Part IV - Capital Gains and Losses for Tax on Investment Income - Columns i - l

| Complete only for assets showing gain in column (h) and owned by the foundation on 12/31/69 | | | (I) Gains (Col (h) gain minus col (k), but not less than -0-) or Losses (from col (h)) |
|---|--------------------------------------|---|---|
| (i) F M V as of 12/31/69 | (j) Adjusted basis as of 12/31/69 | (k) Excess of col (i) over col (j), if any | |
| | | | 2,375 |
| | | | 165 |
| | | | 346 |
| | | | -11 |
| | | | 5,775 |
| | | | 3,710 |
| | | | 26,853 |
| | | | 3,294 |
| | | | 633 |
| | | | 1,532 |

| Form 990PF Part IV - Capital Gains and Losses for Tax on Investment Income - Columns a - d | | | |
|--|---|---|-------------------------------------|
| List and describe the kind(s) of property sold (e g , real estate, (a) 2-story brick warehouse, or common stock, 200 shs MLC Co) | (b) How acquired P—Purchase D—Donation | (c) Date acquired (mo , day, yr) | (d) Date sold (mo , day, yr) |
| HEALTHEQUITY INC COM | P | 2016-04-05 | 2017-09-26 |
| HEALTHEQUITY INC COM | P | 2016-04-06 | 2017-09-26 |
| HEALTHEQUITY INC COM | P | 2016-04-06 | 2017-09-26 |
| HEALTHEQUITY INC COM | P | 2016-04-07 | 2017-09-26 |
| HEALTHEQUITY INC COM | P | 2016-04-08 | 2017-09-26 |
| HELMERICH & PAYNE INC COM | P | 2015-08-03 | 2017-09-26 |
| HELMERICH & PAYNE INC COM | P | 2016-08-15 | 2017-09-26 |
| HILTON WORLDWIDE HLDGS INC COM NEW COM NEW | P | 2016-09-09 | 2017-09-26 |
| HILTON WORLDWIDE HLDGS INC COM NEW COM NEW | P | 2016-09-12 | 2017-09-26 |
| HILTON WORLDWIDE HLDGS INC COM NEW COM NEW | P | 2016-09-12 | 2017-09-26 |

Form 990PF Part IV - Capital Gains and Losses for Tax on Investment Income - Columns e - h

| (e) Gross sales price | (f) Depreciation allowed (or allowable) | (g) Cost or other basis plus expense of sale | (h) Gain or (loss) (e) plus (f) minus (g) |
|-----------------------|--|---|--|
| 1,869 | | 983 | 886 |
| 3,162 | | 1,679 | 1,483 |
| 5,270 | | 2,806 | 2,464 |
| 4,264 | | 2,280 | 1,984 |
| 2,252 | | 1,188 | 1,064 |
| 21,168 | | 23,108 | -1,940 |
| 34,346 | | 40,949 | -6,603 |
| 129,059 | | 86,671 | 42,388 |
| 20,256 | | 13,656 | 6,600 |
| 2,315 | | 1,573 | 742 |

Form 990PF Part IV - Capital Gains and Losses for Tax on Investment Income - Columns i - l

| Complete only for assets showing gain in column (h) and owned by the foundation on 12/31/69 | | | (I) Gains (Col (h) gain minus col (k), but not less than -0-) or Losses (from col (h)) |
|---|--------------------------------------|---|--|
| (i) F M V as of 12/31/69 | (j) Adjusted basis as of 12/31/69 | (k) Excess of col (i) over col (j), if any | |
| | | | 886 |
| | | | 1,483 |
| | | | 2,464 |
| | | | 1,984 |
| | | | 1,064 |
| | | | -1,940 |
| | | | -6,603 |
| | | | 42,388 |
| | | | 6,600 |
| | | | 742 |

Form 990PF Part IV - Capital Gains and Losses for Tax on Investment Income - Columns a - d

| List and describe the kind(s) of property sold (e g , real estate, (a) 2-story brick warehouse, or common stock, 200 shs MLC Co) | (b) How acquired P—Purchase D—Donation | (c) Date acquired (mo , day, yr) | (d) Date sold (mo , day, yr) |
|--|---|---|-------------------------------------|
| HILTON WORLDWIDE HLDGS INC COM NEW COM NEW | P | 2016-09-13 | 2017-09-26 |
| HILTON WORLDWIDE HLDGS INC COM NEW COM NEW | P | 2016-09-13 | 2017-09-26 |
| HILTON WORLDWIDE HLDGS INC COM NEW COM NEW | P | 2016-09-14 | 2017-09-26 |
| HILTON WORLDWIDE HLDGS INC COM NEW COM NEW | P | 2016-09-15 | 2017-09-26 |
| HILTON WORLDWIDE HLDGS INC COM NEW COM NEW | P | 2016-09-16 | 2017-09-26 |
| HILTON WORLDWIDE HLDGS INC COM NEW COM NEW | P | 2016-09-16 | 2017-09-26 |
| HILTON WORLDWIDE HLDGS INC COM NEW COM NEW | P | 2016-09-19 | 2017-09-26 |
| HILTON WORLDWIDE HLDGS INC COM NEW COM NEW | P | 2016-09-19 | 2017-09-26 |
| HILTON WORLDWIDE HLDGS INC COM NEW COM NEW | P | 2016-09-20 | 2017-09-26 |
| HILTON WORLDWIDE HLDGS INC COM NEW COM NEW | P | 2016-09-21 | 2017-09-26 |

Form 990PF Part IV - Capital Gains and Losses for Tax on Investment Income - Columns e - h

| (e) Gross sales price | (f) Depreciation allowed (or allowable) | (g) Cost or other basis plus expense of sale | (h) Gain or (loss) (e) plus (f) minus (g) |
|-----------------------|--|---|--|
| 10,996 | | 7,452 | 3,544 |
| 21,992 | | 14,879 | 7,113 |
| 55,559 | | 37,830 | 17,729 |
| 14,468 | | 9,859 | 4,609 |
| 35,882 | | 24,320 | 11,562 |
| 31,252 | | 21,242 | 10,010 |
| 46,299 | | 31,505 | 14,794 |
| 144,685 | | 98,479 | 46,206 |
| 34,702 | | 23,784 | 10,918 |
| 26,043 | | 17,818 | 8,225 |

Form 990PF Part IV - Capital Gains and Losses for Tax on Investment Income - Columns i - l

| Complete only for assets showing gain in column (h) and owned by the foundation on 12/31/69 | | | (I) Gains (Col (h) gain minus col (k), but not less than -0-) or Losses (from col (h)) |
|---|-----------------------------------|--|--|
| (i) F M V as of 12/31/69 | (j) Adjusted basis as of 12/31/69 | (k) Excess of col (i) over col (j), if any | |
| | | | 3,544 |
| | | | 7,113 |
| | | | 17,729 |
| | | | 4,609 |
| | | | 11,562 |
| | | | 10,010 |
| | | | 14,794 |
| | | | 46,206 |
| | | | 10,918 |
| | | | 8,225 |

Form 990PF Part IV - Capital Gains and Losses for Tax on Investment Income - Columns a - d

| List and describe the kind(s) of property sold (e g , real estate, (a) 2-story brick warehouse, or common stock, 200 shs MLC Co) | (b) How acquired P—Purchase D—Donation | (c) Date acquired (mo , day, yr) | (d) Date sold (mo , day, yr) |
|--|---|---|-------------------------------------|
| HILTON WORLDWIDE HLDGS INC COM NEW COM NEW | P | 2016-10-11 | 2017-09-26 |
| HILTON WORLDWIDE HLDGS INC COM NEW COM NEW | P | 2016-10-12 | 2017-09-26 |
| HILTON WORLDWIDE HLDGS INC COM NEW COM NEW | P | 2016-10-25 | 2017-09-26 |
| HOME DEPOT INC COM | P | 2015-08-03 | 2017-09-26 |
| HONEYWELL INTL INC COM STK | P | 2015-08-03 | 2017-09-26 |
| HOPE BANCORP INC COM | P | 2015-02-23 | 2017-09-26 |
| HOPE BANCORP INC COM | P | 2015-08-12 | 2017-09-26 |
| HOPE BANCORP INC COM | P | 2015-08-13 | 2017-09-26 |
| HOPE BANCORP INC COM | P | 2015-08-14 | 2017-09-26 |
| HOPE BANCORP INC COM | P | 2015-08-17 | 2017-09-26 |

Form 990PF Part IV - Capital Gains and Losses for Tax on Investment Income - Columns e - h

| (e) Gross sales price | (f) Depreciation allowed (or allowable) | (g) Cost or other basis plus expense of sale | (h) Gain or (loss) (e) plus (f) minus (g) |
|-----------------------|--|---|--|
| 118,086 | | 78,739 | 39,347 |
| 13,311 | | 8,906 | 4,405 |
| 69,449 | | 46,614 | 22,835 |
| 38,055 | | 27,588 | 10,467 |
| 58,517 | | 43,431 | 15,086 |
| 32,487 | | 26,335 | 6,152 |
| 4,641 | | 4,206 | 435 |
| 4,219 | | 3,842 | 377 |
| 2,953 | | 2,703 | 250 |
| 2,531 | | 2,348 | 183 |

Form 990PF Part IV - Capital Gains and Losses for Tax on Investment Income - Columns i - l

| Complete only for assets showing gain in column (h) and owned by the foundation on 12/31/69 | | | (l) Gains (Col (h) gain minus col (k), but not less than -0-) or Losses (from col (h)) |
|---|--------------------------------------|---|--|
| (i) F M V as of 12/31/69 | (j) Adjusted basis as of 12/31/69 | (k) Excess of col (i) over col (j), if any | |
| | | | 39,347 |
| | | | 4,405 |
| | | | 22,835 |
| | | | 10,467 |
| | | | 15,086 |
| | | | 6,152 |
| | | | 435 |
| | | | 377 |
| | | | 250 |
| | | | 183 |

Form 990PF Part IV - Capital Gains and Losses for Tax on Investment Income - Columns a - d

| List and describe the kind(s) of property sold (e g , real estate, (a) 2-story brick warehouse, or common stock, 200 shs MLC Co) | (b) How acquired P—Purchase D—Donation | (c) Date acquired (mo , day, yr) | (d) Date sold (mo , day, yr) |
|--|---|---|-------------------------------------|
| HOPE BANCORP INC COM | P | 2015-08-18 | 2017-09-26 |
| HOPE BANCORP INC COM | P | 2016-05-12 | 2017-09-26 |
| HOPE BANCORP INC COM | P | 2016-05-13 | 2017-09-26 |
| HUBSPOT INC COM | P | 2015-06-05 | 2017-09-26 |
| HUBSPOT INC COM | P | 2015-06-08 | 2017-09-26 |
| HUBSPOT INC COM | P | 2015-08-13 | 2017-09-26 |
| HUBSPOT INC COM | P | 2015-08-20 | 2017-09-26 |
| HUBSPOT INC COM | P | 2015-08-31 | 2017-09-26 |
| HUBSPOT INC COM | P | 2015-09-01 | 2017-09-26 |
| HUBSPOT INC COM | P | 2015-09-02 | 2017-09-26 |

Form 990PF Part IV - Capital Gains and Losses for Tax on Investment Income - Columns e - h

| (e) Gross sales price | (f) Depreciation allowed (or allowable) | (g) Cost or other basis plus expense of sale | (h) Gain or (loss) (e) plus (f) minus (g) |
|-----------------------|--|---|--|
| 1,688 | | 1,563 | 125 |
| 304 | | 270 | 34 |
| 16,151 | | 14,330 | 1,821 |
| 24,211 | | 16,685 | 7,526 |
| 3,252 | | 2,250 | 1,002 |
| 650 | | 414 | 236 |
| 6,215 | | 3,941 | 2,274 |
| 4,336 | | 2,814 | 1,522 |
| 2,168 | | 1,383 | 785 |
| 1,807 | | 1,142 | 665 |

Form 990PF Part IV - Capital Gains and Losses for Tax on Investment Income - Columns i - l

| Complete only for assets showing gain in column (h) and owned by the foundation on 12/31/69 | | | (l) Gains (Col (h) gain minus col (k), but not less than -0-) or Losses (from col (h)) |
|---|--------------------------------------|---|--|
| (i) F M V as of 12/31/69 | (j) Adjusted basis as of 12/31/69 | (k) Excess of col (i) over col (j), if any | |
| | | | 125 |
| | | | 34 |
| | | | 1,821 |
| | | | 7,526 |
| | | | 1,002 |
| | | | 236 |
| | | | 2,274 |
| | | | 1,522 |
| | | | 785 |
| | | | 665 |

| Form 990PF Part IV - Capital Gains and Losses for Tax on Investment Income - Columns a - d | | | |
|--|---|---|-------------------------------------|
| List and describe the kind(s) of property sold (e g , real estate, (a) 2-story brick warehouse, or common stock, 200 shs MLC Co) | (b) How acquired P—Purchase D—Donation | (c) Date acquired (mo , day, yr) | (d) Date sold (mo , day, yr) |
| HUBSPOT INC COM | P | 2016-06-29 | 2017-09-26 |
| HUBSPOT INC COM | P | 2016-12-09 | 2017-09-26 |
| INDEPENDENT BK GROUP INC COM | P | 2017-01-25 | 2017-09-26 |
| INDEPENDENT BK GROUP INC COM | P | 2017-01-25 | 2017-09-26 |
| INDEPENDENT BK GROUP INC COM | P | 2017-01-26 | 2017-09-26 |
| INDEPENDENT BK GROUP INC COM | P | 2017-01-27 | 2017-09-26 |
| INDEPENDENT BK GROUP INC COM | P | 2017-01-30 | 2017-09-26 |
| INDEPENDENT BK GROUP INC COM | P | 2017-01-31 | 2017-09-26 |
| INDEPENDENT BK GROUP INC COM | P | 2017-02-02 | 2017-09-26 |
| INDEPENDENT BK GROUP INC COM | P | 2017-02-03 | 2017-09-26 |

Form 990PF Part IV - Capital Gains and Losses for Tax on Investment Income - Columns e - h

| (e) Gross sales price | Depreciation allowed (f) (or allowable) | Cost or other basis (g) plus expense of sale | Gain or (loss) (h) (e) plus (f) minus (g) |
|-----------------------|--|---|--|
| 4,698 | | 2,848 | 1,850 |
| 5,637 | | 3,911 | 1,726 |
| 2,977 | | 3,171 | -194 |
| 3,274 | | 3,491 | -217 |
| 4,286 | | 4,534 | -248 |
| 6,072 | | 6,536 | -464 |
| 6,013 | | 6,306 | -293 |
| 3,334 | | 3,490 | -156 |
| 3,036 | | 3,191 | -155 |
| 2,381 | | 2,521 | -140 |

Form 990PF Part IV - Capital Gains and Losses for Tax on Investment Income - Columns i - l

| Complete only for assets showing gain in column (h) and owned by the foundation on 12/31/69 | | | (I) Gains (Col (h) gain minus col (k), but not less than -0-) or Losses (from col (h)) |
|---|--------------------------------------|---|--|
| (i) F M V as of 12/31/69 | Adjusted basis (j) as of 12/31/69 | Excess of col (i) (k) over col (j), if any | |
| | | | 1,850 |
| | | | 1,726 |
| | | | -194 |
| | | | -217 |
| | | | -248 |
| | | | -464 |
| | | | -293 |
| | | | -156 |
| | | | -155 |
| | | | -140 |

| Form 990PF Part IV - Capital Gains and Losses for Tax on Investment Income - Columns a - d | | | |
|--|---|---|-------------------------------------|
| List and describe the kind(s) of property sold (e g , real estate, (a) 2-story brick warehouse, or common stock, 200 shs MLC Co) | (b) How acquired P—Purchase D—Donation | (c) Date acquired (mo , day, yr) | (d) Date sold (mo , day, yr) |
| INDEPENDENT BK GROUP INC COM | P | 2017-02-06 | 2017-09-26 |
| INDEPENDENT BK GROUP INC COM | P | 2017-02-08 | 2017-09-26 |
| INDEPENDENT BK GROUP INC COM | P | 2017-02-09 | 2017-09-26 |
| INDEPENDENT BK GROUP INC COM | P | 2017-02-10 | 2017-09-26 |
| INDEPENDENT BK GROUP INC COM | P | 2017-02-13 | 2017-09-26 |
| INDEPENDENT BK GROUP INC COM | P | 2017-02-14 | 2017-09-26 |
| INDEPENDENT BK GROUP INC COM | P | 2017-02-15 | 2017-09-26 |
| INDEPENDENT BK GROUP INC COM | P | 2017-03-31 | 2017-09-26 |
| INOGEN INC COM | P | 2015-10-08 | 2017-09-26 |
| INOGEN INC COM | P | 2015-10-09 | 2017-09-26 |

Form 990PF Part IV - Capital Gains and Losses for Tax on Investment Income - Columns e - h

| (e) Gross sales price | (f) Depreciation allowed (or allowable) | (g) Cost or other basis plus expense of sale | (h) Gain or (loss) (e) plus (f) minus (g) |
|-----------------------|--|---|--|
| 2,143 | | 2,285 | -142 |
| 4,048 | | 4,289 | -241 |
| 2,024 | | 2,178 | -154 |
| 953 | | 1,025 | -72 |
| 3,393 | | 3,730 | -337 |
| 2,619 | | 2,904 | -285 |
| 2,143 | | 2,367 | -224 |
| 10,597 | | 11,493 | -896 |
| 19,380 | | 8,386 | 10,994 |
| 3,297 | | 1,463 | 1,834 |

Form 990PF Part IV - Capital Gains and Losses for Tax on Investment Income - Columns i - l

| Complete only for assets showing gain in column (h) and owned by the foundation on 12/31/69 | | | (I) Gains (Col (h) gain minus col (k), but not less than -0-) or Losses (from col (h)) |
|---|--------------------------------------|---|--|
| (i) F M V as of 12/31/69 | (j) Adjusted basis as of 12/31/69 | (k) Excess of col (i) over col (j), if any | |
| | | | -142 |
| | | | -241 |
| | | | -154 |
| | | | -72 |
| | | | -337 |
| | | | -285 |
| | | | -224 |
| | | | -896 |
| | | | 10,994 |
| | | | 1,834 |

| Form 990PF Part IV - Capital Gains and Losses for Tax on Investment Income - Columns a - d | | | |
|--|---|---|-------------------------------------|
| List and describe the kind(s) of property sold (e g , real estate, (a) 2-story brick warehouse, or common stock, 200 shs MLC Co) | (b) How acquired P—Purchase D—Donation | (c) Date acquired (mo , day, yr) | (d) Date sold (mo , day, yr) |
| INOGEN INC COM | P | 2015-11-23 | 2017-09-26 |
| INOGEN INC COM | P | 2015-11-30 | 2017-09-26 |
| INSIGHT ENTERPRISES INC COM | P | 2012-06-20 | 2017-09-26 |
| INSIGHT ENTERPRISES INC COM | P | 2012-06-21 | 2017-09-26 |
| INSIGHT ENTERPRISES INC COM | P | 2012-06-25 | 2017-09-26 |
| INSIGHT ENTERPRISES INC COM | P | 2012-06-28 | 2017-09-26 |
| INSIGHT ENTERPRISES INC COM | P | 2012-07-16 | 2017-09-26 |
| INSIGHT ENTERPRISES INC COM | P | 2012-07-16 | 2017-09-26 |
| INSIGHT ENTERPRISES INC COM | P | 2012-07-17 | 2017-09-26 |
| INSIGHT ENTERPRISES INC COM | P | 2012-07-18 | 2017-09-26 |

Form 990PF Part IV - Capital Gains and Losses for Tax on Investment Income - Columns e - h

| (e) Gross sales price | Depreciation allowed (f) (or allowable) | Cost or other basis (g) plus expense of sale | Gain or (loss) (h) (e) plus (f) minus (g) |
|-----------------------|--|---|--|
| 14,185 | | 5,282 | 8,903 |
| 2,997 | | 1,138 | 1,859 |
| 2,728 | | 958 | 1,770 |
| 3,300 | | 1,139 | 2,161 |
| 2,024 | | 697 | 1,327 |
| 1,100 | | 387 | 713 |
| 1,100 | | 412 | 688 |
| 3,300 | | 1,238 | 2,062 |
| 3,300 | | 1,236 | 2,064 |
| 2,200 | | 841 | 1,359 |

Form 990PF Part IV - Capital Gains and Losses for Tax on Investment Income - Columns i - l

| Complete only for assets showing gain in column (h) and owned by the foundation on 12/31/69 | | | (I) Gains (Col (h) gain minus col (k), but not less than -0-) or Losses (from col (h)) |
|---|--------------------------------------|---|--|
| (i) F M V as of 12/31/69 | Adjusted basis (j) as of 12/31/69 | Excess of col (i) (k) over col (j), if any | |
| | | | 8,903 |
| | | | 1,859 |
| | | | 1,770 |
| | | | 2,161 |
| | | | 1,327 |
| | | | 713 |
| | | | 688 |
| | | | 2,062 |
| | | | 2,064 |
| | | | 1,359 |

| Form 990PF Part IV - Capital Gains and Losses for Tax on Investment Income - Columns a - d | | | |
|--|---|---|-------------------------------------|
| List and describe the kind(s) of property sold (e g , real estate, (a) 2-story brick warehouse, or common stock, 200 shs MLC Co) | (b) How acquired P—Purchase D—Donation | (c) Date acquired (mo , day, yr) | (d) Date sold (mo , day, yr) |
| INSIGHT ENTERPRISES INC COM | P | 2012-07-19 | 2017-09-26 |
| INSIGHT ENTERPRISES INC COM | P | 2012-07-20 | 2017-09-26 |
| INSIGHT ENTERPRISES INC COM | P | 2012-07-23 | 2017-09-26 |
| INSIGHT ENTERPRISES INC COM | P | 2012-07-24 | 2017-09-26 |
| INSIGHT ENTERPRISES INC COM | P | 2012-07-25 | 2017-09-26 |
| INSIGHT ENTERPRISES INC COM | P | 2012-07-26 | 2017-09-26 |
| INSIGHT ENTERPRISES INC COM | P | 2012-07-31 | 2017-09-26 |
| INSIGHT ENTERPRISES INC COM | P | 2012-08-01 | 2017-09-26 |
| INSIGHT ENTERPRISES INC COM | P | 2012-08-13 | 2017-09-26 |
| INSIGHT ENTERPRISES INC COM | P | 2012-08-27 | 2017-09-26 |

Form 990PF Part IV - Capital Gains and Losses for Tax on Investment Income - Columns e - h

| (e) Gross sales price | Depreciation allowed (f) (or allowable) | Cost or other basis (g) plus expense of sale | Gain or (loss) (h) (e) plus (f) minus (g) |
|-----------------------|--|---|--|
| 3,300 | | 1,272 | 2,028 |
| 4,401 | | 1,662 | 2,739 |
| 6,601 | | 2,457 | 4,144 |
| 2,200 | | 799 | 1,401 |
| 1,100 | | 400 | 700 |
| 2,200 | | 817 | 1,383 |
| 3,300 | | 1,262 | 2,038 |
| 1,100 | | 419 | 681 |
| 1,452 | | 601 | 851 |
| 1,100 | | 437 | 663 |

Form 990PF Part IV - Capital Gains and Losses for Tax on Investment Income - Columns i - l

| Complete only for assets showing gain in column (h) and owned by the foundation on 12/31/69 | | | (I) Gains (Col (h) gain minus col (k), but not less than -0-) or Losses (from col (h)) |
|---|--------------------------------------|---|--|
| (i) F M V as of 12/31/69 | Adjusted basis (j) as of 12/31/69 | Excess of col (i) (k) over col (j), if any | |
| | | | 2,028 |
| | | | 2,739 |
| | | | 4,144 |
| | | | 1,401 |
| | | | 700 |
| | | | 1,383 |
| | | | 2,038 |
| | | | 681 |
| | | | 851 |
| | | | 663 |

| Form 990PF Part IV - Capital Gains and Losses for Tax on Investment Income - Columns a - d | | | |
|--|---|---|-------------------------------------|
| List and describe the kind(s) of property sold (e g , real estate, (a) 2-story brick warehouse, or common stock, 200 shs MLC Co) | (b) How acquired P—Purchase D—Donation | (c) Date acquired (mo , day, yr) | (d) Date sold (mo , day, yr) |
| INSIGHT ENTERPRISES INC COM | P | 2012-08-28 | 2017-09-26 |
| INSIGHT ENTERPRISES INC COM | P | 2012-08-29 | 2017-09-26 |
| INSIGHT ENTERPRISES INC COM | P | 2012-08-30 | 2017-09-26 |
| INSIGHT ENTERPRISES INC COM | P | 2012-10-01 | 2017-09-26 |
| INSIGHT ENTERPRISES INC COM | P | 2012-10-15 | 2017-09-26 |
| INSIGHT ENTERPRISES INC COM | P | 2012-10-16 | 2017-09-26 |
| INSIGHT ENTERPRISES INC COM | P | 2012-10-16 | 2017-09-26 |
| INSIGHT ENTERPRISES INC COM | P | 2012-10-17 | 2017-09-26 |
| INSIGHT ENTERPRISES INC COM | P | 2012-10-18 | 2017-09-26 |
| INSIGHT ENTERPRISES INC COM | P | 2012-10-19 | 2017-09-26 |

Form 990PF Part IV - Capital Gains and Losses for Tax on Investment Income - Columns e - h

| (e) Gross sales price | Depreciation allowed (f) (or allowable) | Cost or other basis (g) plus expense of sale | Gain or (loss) (h) (e) plus (f) minus (g) |
|-----------------------|--|---|--|
| 4,401 | | 1,764 | 2,637 |
| 1,100 | | 445 | 655 |
| 1,100 | | 447 | 653 |
| 5,501 | | 2,227 | 3,274 |
| 6,601 | | 2,427 | 4,174 |
| 4,401 | | 1,633 | 2,768 |
| 2,200 | | 816 | 1,384 |
| 4,401 | | 1,665 | 2,736 |
| 3,300 | | 1,250 | 2,050 |
| 5,501 | | 2,042 | 3,459 |

Form 990PF Part IV - Capital Gains and Losses for Tax on Investment Income - Columns i - l

| Complete only for assets showing gain in column (h) and owned by the foundation on 12/31/69 | | | (I) Gains (Col (h) gain minus col (k), but not less than -0-) or Losses (from col (h)) |
|---|--------------------------------------|---|--|
| (i) F M V as of 12/31/69 | Adjusted basis (j) as of 12/31/69 | Excess of col (i) (k) over col (j), if any | |
| | | | 2,637 |
| | | | 655 |
| | | | 653 |
| | | | 3,274 |
| | | | 4,174 |
| | | | 2,768 |
| | | | 1,384 |
| | | | 2,736 |
| | | | 2,050 |
| | | | 3,459 |

| Form 990PF Part IV - Capital Gains and Losses for Tax on Investment Income - Columns a - d | | | |
|--|---|---|-------------------------------------|
| List and describe the kind(s) of property sold (e g , real estate, (a) 2-story brick warehouse, or common stock, 200 shs MLC Co) | (b) How acquired P—Purchase D—Donation | (c) Date acquired (mo , day, yr) | (d) Date sold (mo , day, yr) |
| INSIGHT ENTERPRISES INC COM | P | 2012-10-22 | 2017-09-26 |
| INSIGHT ENTERPRISES INC COM | P | 2012-10-22 | 2017-09-26 |
| INSIGHT ENTERPRISES INC COM | P | 2012-10-23 | 2017-09-26 |
| INSIGHT ENTERPRISES INC COM | P | 2012-10-24 | 2017-09-26 |
| INSIGHT ENTERPRISES INC COM | P | 2012-10-25 | 2017-09-26 |
| INSIGHT ENTERPRISES INC COM | P | 2012-11-02 | 2017-09-26 |
| INSIGHT ENTERPRISES INC COM | P | 2012-11-07 | 2017-09-26 |
| INTEL CORP COM | P | 2013-11-27 | 2017-09-26 |
| INTEL CORP COM | P | 2013-11-27 | 2017-09-26 |
| INTEL CORP COM | P | 2013-11-29 | 2017-09-26 |

Form 990PF Part IV - Capital Gains and Losses for Tax on Investment Income - Columns e - h

| (e) Gross sales price | Depreciation allowed (f) (or allowable) | Cost or other basis (g) plus expense of sale | Gain or (loss) (h) (e) plus (f) minus (g) |
|-----------------------|--|---|--|
| 5,501 | | 2,024 | 3,477 |
| 2,200 | | 808 | 1,392 |
| 3,961 | | 1,456 | 2,505 |
| 3,961 | | 1,441 | 2,520 |
| 220 | | 81 | 139 |
| 3,300 | | 1,219 | 2,081 |
| 4,401 | | 1,589 | 2,812 |
| 937 | | 598 | 339 |
| 164,349 | | 104,767 | 59,582 |
| 5,358 | | 3,423 | 1,935 |

Form 990PF Part IV - Capital Gains and Losses for Tax on Investment Income - Columns i - l

| Complete only for assets showing gain in column (h) and owned by the foundation on 12/31/69 | | | (I) Gains (Col (h) gain minus col (k), but not less than -0-) or Losses (from col (h)) |
|---|--------------------------------------|---|--|
| (i) F M V as of 12/31/69 | Adjusted basis (j) as of 12/31/69 | Excess of col (i) (k) over col (j), if any | |
| | | | 3,477 |
| | | | 1,392 |
| | | | 2,505 |
| | | | 2,520 |
| | | | 139 |
| | | | 2,081 |
| | | | 2,812 |
| | | | 339 |
| | | | 59,582 |
| | | | 1,935 |

| Form 990PF Part IV - Capital Gains and Losses for Tax on Investment Income - Columns a - d | | | |
|--|---|---|-------------------------------------|
| List and describe the kind(s) of property sold (e g , real estate, (a) 2-story brick warehouse, or common stock, 200 shs MLC Co) | (b) How acquired P—Purchase D—Donation | (c) Date acquired (mo , day, yr) | (d) Date sold (mo , day, yr) |
| INTEL CORP COM | P | 2015-08-03 | 2017-09-26 |
| INTEL CORP COM | P | 2016-08-15 | 2017-09-26 |
| INTERNATIONAL BUSINESS MACHS CORP COM | P | 2015-08-03 | 2017-09-26 |
| INTERPUBLIC GROUP COMPANIES INC COM | P | 2014-05-30 | 2017-09-26 |
| INTERPUBLIC GROUP COMPANIES INC COM | P | 2014-06-02 | 2017-09-26 |
| INTERPUBLIC GROUP COMPANIES INC COM | P | 2014-06-02 | 2017-09-26 |
| INTERPUBLIC GROUP COMPANIES INC COM | P | 2014-06-02 | 2017-09-26 |
| INTERPUBLIC GROUP COMPANIES INC COM | P | 2014-06-02 | 2017-09-26 |
| INTERPUBLIC GROUP COMPANIES INC COM | P | 2014-06-02 | 2017-09-26 |
| INTERPUBLIC GROUP COMPANIES INC COM | P | 2014-06-02 | 2017-09-26 |
| INTERPUBLIC GROUP COMPANIES INC COM | P | 2014-06-03 | 2017-09-26 |

Form 990PF Part IV - Capital Gains and Losses for Tax on Investment Income - Columns e - h

| (e) Gross sales price | (f) Depreciation allowed (or allowable) | (g) Cost or other basis plus expense of sale | (h) Gain or (loss) (e) plus (f) minus (g) |
|-----------------------|--|---|--|
| 243,788 | | 189,064 | 54,724 |
| 14,876 | | 13,957 | 919 |
| 46,024 | | 49,838 | -3,814 |
| 989 | | 897 | 92 |
| 12,098 | | 11,040 | 1,058 |
| 6,312 | | 5,759 | 553 |
| 5,786 | | 5,276 | 510 |
| 1,578 | | 1,439 | 139 |
| 2,630 | | 2,398 | 232 |
| 95,733 | | 87,720 | 8,013 |

Form 990PF Part IV - Capital Gains and Losses for Tax on Investment Income - Columns i - l

| Complete only for assets showing gain in column (h) and owned by the foundation on 12/31/69 | | | (I) Gains (Col (h) gain minus col (k), but not less than -0-) or Losses (from col (h)) |
|---|--------------------------------------|---|---|
| (i) F M V as of 12/31/69 | (j) Adjusted basis as of 12/31/69 | (k) Excess of col (i) over col (j), if any | |
| | | | 54,724 |
| | | | 919 |
| | | | -3,814 |
| | | | 92 |
| | | | 1,058 |
| | | | 553 |
| | | | 510 |
| | | | 139 |
| | | | 232 |
| | | | 8,013 |

| Form 990PF Part IV - Capital Gains and Losses for Tax on Investment Income - Columns a - d | | | |
|--|---|---|-------------------------------------|
| List and describe the kind(s) of property sold (e g , real estate, (a) 2-story brick warehouse, or common stock, 200 shs MLC Co) | (b) How acquired P—Purchase D—Donation | (c) Date acquired (mo , day, yr) | (d) Date sold (mo , day, yr) |
| INTERPUBLIC GROUP COMPANIES INC COM | P | 2014-06-03 | 2017-09-26 |
| INTERPUBLIC GROUP COMPANIES INC COM | P | 2014-06-03 | 2017-09-26 |
| INTERPUBLIC GROUP COMPANIES INC COM | P | 2014-06-03 | 2017-09-26 |
| INTERPUBLIC GROUP COMPANIES INC COM | P | 2014-06-04 | 2017-09-26 |
| INTERPUBLIC GROUP COMPANIES INC COM | P | 2014-06-05 | 2017-09-26 |
| INTERPUBLIC GROUP COMPANIES INC COM | P | 2014-06-06 | 2017-09-26 |
| INTERPUBLIC GROUP COMPANIES INC COM | P | 2014-06-06 | 2017-09-26 |
| INTERPUBLIC GROUP COMPANIES INC COM | P | 2014-06-06 | 2017-09-26 |
| INTERPUBLIC GROUP COMPANIES INC COM | P | 2014-06-06 | 2017-09-26 |
| INTERPUBLIC GROUP COMPANIES INC COM | P | 2014-06-06 | 2017-09-26 |
| INTERPUBLIC GROUP COMPANIES INC COM | P | 2016-10-25 | 2017-09-26 |

Form 990PF Part IV - Capital Gains and Losses for Tax on Investment Income - Columns e - h

| (e) Gross sales price | (f) Depreciation allowed (or allowable) | (g) Cost or other basis plus expense of sale | (h) Gain or (loss) (e) plus (f) minus (g) |
|-----------------------|--|---|--|
| 3,156 | | 2,885 | 271 |
| 1,578 | | 1,443 | 135 |
| 3,682 | | 3,366 | 316 |
| 23,144 | | 21,279 | 1,865 |
| 3,156 | | 2,912 | 244 |
| 4,208 | | 3,907 | 301 |
| 4,208 | | 3,906 | 302 |
| 46,815 | | 43,488 | 3,327 |
| 65,751 | | 61,048 | 4,703 |
| 137,814 | | 149,874 | -12,060 |

Form 990PF Part IV - Capital Gains and Losses for Tax on Investment Income - Columns i - l

| Complete only for assets showing gain in column (h) and owned by the foundation on 12/31/69 | | | (I) Gains (Col (h) gain minus col (k), but not less than -0-) or Losses (from col (h)) |
|---|--------------------------------------|---|--|
| (i) F M V as of 12/31/69 | (j) Adjusted basis as of 12/31/69 | (k) Excess of col (i) over col (j), if any | |
| | | | 271 |
| | | | 135 |
| | | | 316 |
| | | | 1,865 |
| | | | 244 |
| | | | 301 |
| | | | 302 |
| | | | 3,327 |
| | | | 4,703 |
| | | | -12,060 |

| Form 990PF Part IV - Capital Gains and Losses for Tax on Investment Income - Columns a - d | | | |
|--|---|---|-------------------------------------|
| List and describe the kind(s) of property sold (e g , real estate, (a) 2-story brick warehouse, or common stock, 200 shs MLC Co) | (b) How acquired P—Purchase D—Donation | (c) Date acquired (mo , day, yr) | (d) Date sold (mo , day, yr) |
| IRHYTHM TECHNOLOGIES INC COM | P | 2017-04-24 | 2017-09-26 |
| IRHYTHM TECHNOLOGIES INC COM | P | 2017-04-24 | 2017-09-26 |
| IRHYTHM TECHNOLOGIES INC COM | P | 2017-04-24 | 2017-09-26 |
| IRHYTHM TECHNOLOGIES INC COM | P | 2017-05-04 | 2017-09-26 |
| IRHYTHM TECHNOLOGIES INC COM | P | 2017-05-08 | 2017-09-26 |
| IRHYTHM TECHNOLOGIES INC COM | P | 2017-05-11 | 2017-09-26 |
| IRHYTHM TECHNOLOGIES INC COM | P | 2017-05-11 | 2017-09-26 |
| IRHYTHM TECHNOLOGIES INC COM | P | 2017-05-12 | 2017-09-26 |
| IRHYTHM TECHNOLOGIES INC COM | P | 2017-06-09 | 2017-09-26 |
| IRHYTHM TECHNOLOGIES INC COM | P | 2017-06-12 | 2017-09-26 |

Form 990PF Part IV - Capital Gains and Losses for Tax on Investment Income - Columns e - h

| (e) Gross sales price | Depreciation allowed (f) (or allowable) | Cost or other basis (g) plus expense of sale | Gain or (loss) (h) (e) plus (f) minus (g) |
|-----------------------|--|---|--|
| 10,249 | | 6,779 | 3,470 |
| 10,351 | | 6,828 | 3,523 |
| 13,002 | | 8,600 | 4,402 |
| 33,244 | | 22,580 | 10,664 |
| 2,906 | | 1,860 | 1,046 |
| 7,087 | | 4,827 | 2,260 |
| 9,637 | | 6,591 | 3,046 |
| 12,033 | | 8,240 | 3,793 |
| 15,195 | | 11,304 | 3,891 |
| 14,379 | | 10,367 | 4,012 |

Form 990PF Part IV - Capital Gains and Losses for Tax on Investment Income - Columns i - l

| Complete only for assets showing gain in column (h) and owned by the foundation on 12/31/69 | | | (I) Gains (Col (h) gain minus col (k), but not less than -0-) or Losses (from col (h)) |
|---|--------------------------------------|---|--|
| (i) F M V as of 12/31/69 | Adjusted basis (j) as of 12/31/69 | Excess of col (i) (k) over col (j), if any | |
| | | | 3,470 |
| | | | 3,523 |
| | | | 4,402 |
| | | | 10,664 |
| | | | 1,046 |
| | | | 2,260 |
| | | | 3,046 |
| | | | 3,793 |
| | | | 3,891 |
| | | | 4,012 |

| Form 990PF Part IV - Capital Gains and Losses for Tax on Investment Income - Columns a - d | | | |
|--|---|---|-------------------------------------|
| List and describe the kind(s) of property sold (e g , real estate, (a) 2-story brick warehouse, or common stock, 200 shs MLC Co) | (b) How acquired P—Purchase D—Donation | (c) Date acquired (mo , day, yr) | (d) Date sold (mo , day, yr) |
| JELD-WEN HLDG INC COM | P | 2017-01-27 | 2017-09-26 |
| JELD-WEN HLDG INC COM | P | 2017-02-02 | 2017-09-26 |
| JELD-WEN HLDG INC COM | P | 2017-02-02 | 2017-09-26 |
| JELD-WEN HLDG INC COM | P | 2017-02-23 | 2017-09-26 |
| JELD-WEN HLDG INC COM | P | 2017-02-24 | 2017-09-26 |
| JELD-WEN HLDG INC COM | P | 2017-02-27 | 2017-09-26 |
| JELD-WEN HLDG INC COM | P | 2017-02-27 | 2017-09-26 |
| JELD-WEN HLDG INC COM | P | 2017-02-28 | 2017-09-26 |
| JELD-WEN HLDG INC COM | P | 2017-03-02 | 2017-09-26 |
| JELD-WEN HLDG INC COM | P | 2017-03-03 | 2017-09-26 |

Form 990PF Part IV - Capital Gains and Losses for Tax on Investment Income - Columns e - h

| (e) Gross sales price | Depreciation allowed (f) (or allowable) | Cost or other basis (g) plus expense of sale | Gain or (loss) (h) (e) plus (f) minus (g) |
|-----------------------|--|---|--|
| 88,036 | | 58,006 | 30,030 |
| 6,981 | | 5,474 | 1,507 |
| 10,472 | | 8,243 | 2,229 |
| 10,472 | | 9,247 | 1,225 |
| 27,926 | | 24,450 | 3,476 |
| 2,758 | | 2,434 | 324 |
| 2,618 | | 2,317 | 301 |
| 4,363 | | 3,887 | 476 |
| 5,236 | | 4,658 | 578 |
| 4,678 | | 4,061 | 617 |

Form 990PF Part IV - Capital Gains and Losses for Tax on Investment Income - Columns i - l

| Complete only for assets showing gain in column (h) and owned by the foundation on 12/31/69 | | | (I) Gains (Col (h) gain minus col (k), but not less than -0-) or Losses (from col (h)) |
|---|--------------------------------------|---|---|
| (i) F M V as of 12/31/69 | Adjusted basis (j) as of 12/31/69 | Excess of col (i) (k) over col (j), if any | |
| | | | 30,030 |
| | | | 1,507 |
| | | | 2,229 |
| | | | 1,225 |
| | | | 3,476 |
| | | | 324 |
| | | | 301 |
| | | | 476 |
| | | | 578 |
| | | | 617 |

Form 990PF Part IV - Capital Gains and Losses for Tax on Investment Income - Columns a - d

| List and describe the kind(s) of property sold (e g , real estate, (a) 2-story brick warehouse, or common stock, 200 shs MLC Co) | (b) How acquired P—Purchase D—Donation | (c) Date acquired (mo , day, yr) | (d) Date sold (mo , day, yr) |
|--|---|---|-------------------------------------|
| JOHNSON & JOHNSON COM USD1 | P | 2015-08-03 | 2017-09-26 |
| JPMORGAN CHASE & CO COM | P | 2015-08-03 | 2017-09-26 |
| K2M GROUP HLDGS INC COM | P | 2017-01-27 | 2017-09-26 |
| KBR INC COM | P | 2016-02-11 | 2017-09-26 |
| KBR INC COM | P | 2016-03-03 | 2017-09-26 |
| KBR INC COM | P | 2016-03-04 | 2017-09-26 |
| KBR INC COM | P | 2016-03-10 | 2017-09-26 |
| KINSALE CAP GROUP INC COM | P | 2016-12-01 | 2017-09-26 |
| KINSALE CAP GROUP INC COM | P | 2017-03-16 | 2017-09-26 |
| KINSALE CAP GROUP INC COM | P | 2017-03-17 | 2017-09-26 |

Form 990PF Part IV - Capital Gains and Losses for Tax on Investment Income - Columns e - h

| (e) Gross sales price | (f) Depreciation allowed (or allowable) | (g) Cost or other basis plus expense of sale | (h) Gain or (loss) (e) plus (f) minus (g) |
|-----------------------|--|---|--|
| 152,659 | | 116,635 | 36,024 |
| 158,241 | | 115,764 | 42,477 |
| 41,480 | | 40,494 | 986 |
| 47,350 | | 31,056 | 16,294 |
| 900 | | 719 | 181 |
| 5,401 | | 4,482 | 919 |
| 48,161 | | 38,888 | 9,273 |
| 59,477 | | 38,308 | 21,169 |
| 1,324 | | 1,002 | 322 |
| 9,564 | | 7,282 | 2,282 |

Form 990PF Part IV - Capital Gains and Losses for Tax on Investment Income - Columns i - l

| Complete only for assets showing gain in column (h) and owned by the foundation on 12/31/69 | | | (I) Gains (Col (h) gain minus col (k), but not less than -0-) or Losses (from col (h)) |
|---|--------------------------------------|---|--|
| (i) F M V as of 12/31/69 | (j) Adjusted basis as of 12/31/69 | (k) Excess of col (i) over col (j), if any | |
| | | | 36,024 |
| | | | 42,477 |
| | | | 986 |
| | | | 16,294 |
| | | | 181 |
| | | | 919 |
| | | | 9,273 |
| | | | 21,169 |
| | | | 322 |
| | | | 2,282 |

| Form 990PF Part IV - Capital Gains and Losses for Tax on Investment Income - Columns a - d | | | |
|--|---|---|-------------------------------------|
| List and describe the kind(s) of property sold (e.g., real estate, (a) 2-story brick warehouse, or common stock, 200 shs MLC Co.) | (b) How acquired P—Purchase D—Donation | (c) Date acquired (mo., day, yr.) | (d) Date sold (mo., day, yr.) |
| KINSALE CAP GROUP INC COM | P | 2017-03-21 | 2017-09-26 |
| KINSALE CAP GROUP INC COM | P | 2017-03-22 | 2017-09-26 |
| KINSALE CAP GROUP INC COM | P | 2017-03-23 | 2017-09-26 |
| KINSALE CAP GROUP INC COM | P | 2017-03-24 | 2017-09-26 |
| KINSALE CAP GROUP INC COM | P | 2017-03-27 | 2017-09-26 |
| KINSALE CAP GROUP INC COM | P | 2017-05-12 | 2017-09-26 |
| KINSALE CAP GROUP INC COM | P | 2017-06-15 | 2017-09-26 |
| KINSALE CAP GROUP INC COM | P | 2017-06-16 | 2017-09-26 |
| KINSALE CAP GROUP INC COM | P | 2017-06-19 | 2017-09-26 |
| KINSALE CAP GROUP INC COM | P | 2017-06-20 | 2017-09-26 |

Form 990PF Part IV - Capital Gains and Losses for Tax on Investment Income - Columns e - h

| (e) Gross sales price | (f) Depreciation allowed (or allowable) | (g) Cost or other basis plus expense of sale | (h) Gain or (loss) (e) plus (f) minus (g) |
|-----------------------|--|---|--|
| 2,135 | | 1,600 | 535 |
| 1,921 | | 1,428 | 493 |
| 2,135 | | 1,596 | 539 |
| 2,135 | | 1,601 | 534 |
| 2,135 | | 1,628 | 507 |
| 62,722 | | 48,477 | 14,245 |
| 2,306 | | 1,963 | 343 |
| 2,220 | | 1,920 | 300 |
| 3,245 | | 2,820 | 425 |
| 2,647 | | 2,282 | 365 |

Form 990PF Part IV - Capital Gains and Losses for Tax on Investment Income - Columns i - l

| Complete only for assets showing gain in column (h) and owned by the foundation on 12/31/69 | | | (l) Gains (Col. (h) gain minus col. (k), but not less than -0-) or Losses (from col. (h)) |
|---|--------------------------------------|---|---|
| (i) FMV as of 12/31/69 | (j) Adjusted basis as of 12/31/69 | (k) Excess of col. (i) over col. (j), if any | |
| | | | 535 |
| | | | 493 |
| | | | 539 |
| | | | 534 |
| | | | 507 |
| | | | 14,245 |
| | | | 343 |
| | | | 300 |
| | | | 425 |
| | | | 365 |

| Form 990PF Part IV - Capital Gains and Losses for Tax on Investment Income - Columns a - d | | | |
|--|---|---|-------------------------------------|
| List and describe the kind(s) of property sold (e g , real estate, (a) 2-story brick warehouse, or common stock, 200 shs MLC Co) | (b) How acquired P—Purchase D—Donation | (c) Date acquired (mo , day, yr) | (d) Date sold (mo , day, yr) |
| KINSALE CAP GROUP INC COM | P | 2017-06-21 | 2017-09-26 |
| KINSALE CAP GROUP INC COM | P | 2017-06-22 | 2017-09-26 |
| KINSALE CAP GROUP INC COM | P | 2017-06-23 | 2017-09-26 |
| KNIGHT-SWIFT TRANSN HLDGS INC CL A CLASSA COMMON STOCK USD0 01 | P | 2014-09-30 | 2017-09-26 |
| KNIGHT-SWIFT TRANSN HLDGS INC CL A CLASSA COMMON STOCK USD0 01 | P | 2014-10-02 | 2017-09-26 |
| KNIGHT-SWIFT TRANSN HLDGS INC CL A CLASSA COMMON STOCK USD0 01 | P | 2014-10-03 | 2017-09-26 |
| KNIGHT-SWIFT TRANSN HLDGS INC CL A CLASSA COMMON STOCK USD0 01 | P | 2014-10-20 | 2017-09-26 |
| KNIGHT-SWIFT TRANSN HLDGS INC CL A CLASSA COMMON STOCK USD0 01 | P | 2014-10-21 | 2017-09-26 |
| KNIGHT-SWIFT TRANSN HLDGS INC CL A CLASSA COMMON STOCK USD0 01 | P | 2014-10-21 | 2017-09-26 |
| KNIGHT-SWIFT TRANSN HLDGS INC CL A CLASSA COMMON STOCK USD0 01 | P | 2014-10-22 | 2017-09-26 |

Form 990PF Part IV - Capital Gains and Losses for Tax on Investment Income - Columns e - h

| (e) Gross sales price | Depreciation allowed (f) (or allowable) | Cost or other basis (g) plus expense of sale | Gain or (loss) (h) (e) plus (f) minus (g) |
|-----------------------|--|---|--|
| 2,135 | | 1,822 | 313 |
| 4,270 | | 3,596 | 674 |
| 1,409 | | 1,176 | 233 |
| 2,596 | | 1,759 | 837 |
| 5,193 | | 3,515 | 1,678 |
| 2,921 | | 2,033 | 888 |
| 10,669 | | 7,264 | 3,405 |
| 1,988 | | 1,404 | 584 |
| 7,464 | | 5,272 | 2,192 |
| 8,519 | | 5,853 | 2,666 |

Form 990PF Part IV - Capital Gains and Losses for Tax on Investment Income - Columns i - l

| Complete only for assets showing gain in column (h) and owned by the foundation on 12/31/69 | | | (I) Gains (Col (h) gain minus col (k), but not less than -0-) or Losses (from col (h)) |
|---|--------------------------------------|---|--|
| (i) F M V as of 12/31/69 | Adjusted basis (j) as of 12/31/69 | Excess of col (i) (k) over col (j), if any | |
| | | | 313 |
| | | | 674 |
| | | | 233 |
| | | | 837 |
| | | | 1,678 |
| | | | 888 |
| | | | 3,405 |
| | | | 584 |
| | | | 2,192 |
| | | | 2,666 |

| Form 990PF Part IV - Capital Gains and Losses for Tax on Investment Income - Columns a - d | | | |
|--|---|---|-------------------------------------|
| List and describe the kind(s) of property sold (e g , real estate, (a) 2-story brick warehouse, or common stock, 200 shs MLC Co) | (b) How acquired P—Purchase D—Donation | (c) Date acquired (mo , day, yr) | (d) Date sold (mo , day, yr) |
| KNIGHT-SWIFT TRANSN HLDGS INC CL A CLASSA COMMON STOCK USD0 01 | P | 2014-10-23 | 2017-09-26 |
| KNIGHT-SWIFT TRANSN HLDGS INC CL A CLASSA COMMON STOCK USD0 01 | P | 2014-10-24 | 2017-09-26 |
| KNIGHT-SWIFT TRANSN HLDGS INC CL A CLASSA COMMON STOCK USD0 01 | P | 2015-07-09 | 2017-09-26 |
| KNIGHT-SWIFT TRANSN HLDGS INC CL A CLASSA COMMON STOCK USD0 01 | P | 2015-07-09 | 2017-09-26 |
| KNIGHT-SWIFT TRANSN HLDGS INC CL A CLASSA COMMON STOCK USD0 01 | P | 2015-07-13 | 2017-09-26 |
| KNIGHT-SWIFT TRANSN HLDGS INC CL A CLASSA COMMON STOCK USD0 01 | P | 2015-07-14 | 2017-09-26 |
| KNIGHT-SWIFT TRANSN HLDGS INC CL A CLASSA COMMON STOCK USD0 01 | P | 2015-08-03 | 2017-09-26 |
| KNIGHT-SWIFT TRANSN HLDGS INC CL A CLASSA COMMON STOCK USD0 01 | P | 2017-08-15 | 2017-09-26 |
| KNIGHT-SWIFT TRANSN HLDGS INC CL A CLASSA COMMON STOCK USD0 01 | P | 2017-08-16 | 2017-09-26 |
| LGI HOMES INC COM | P | 2016-10-31 | 2017-09-26 |

Form 990PF Part IV - Capital Gains and Losses for Tax on Investment Income - Columns e - h

| (e) Gross sales price | (f) Depreciation allowed (or allowable) | (g) Cost or other basis plus expense of sale | (h) Gain or (loss) (e) plus (f) minus (g) |
|-----------------------|--|---|--|
| 1,907 | | 1,336 | 571 |
| 6,856 | | 4,649 | 2,207 |
| 2,556 | | 1,766 | 790 |
| 5,152 | | 3,545 | 1,607 |
| 5,395 | | 3,778 | 1,617 |
| 11,805 | | 8,217 | 3,588 |
| 5,963 | | 4,016 | 1,947 |
| 20,608 | | 19,331 | 1,277 |
| 4,097 | | 3,837 | 260 |
| 8,472 | | 5,455 | 3,017 |

Form 990PF Part IV - Capital Gains and Losses for Tax on Investment Income - Columns i - l

| Complete only for assets showing gain in column (h) and owned by the foundation on 12/31/69 | | | (l) Gains (Col (h) gain minus col (k), but not less than -0-) or Losses (from col (h)) |
|---|--------------------------------------|---|--|
| (i) F M V as of 12/31/69 | (j) Adjusted basis as of 12/31/69 | (k) Excess of col (i) over col (j), if any | |
| | | | 571 |
| | | | 2,207 |
| | | | 790 |
| | | | 1,607 |
| | | | 1,617 |
| | | | 3,588 |
| | | | 1,947 |
| | | | 1,277 |
| | | | 260 |
| | | | 3,017 |

| Form 990PF Part IV - Capital Gains and Losses for Tax on Investment Income - Columns a - d | | | |
|--|---|---|-------------------------------------|
| List and describe the kind(s) of property sold (e g , real estate, (a) 2-story brick warehouse, or common stock, 200 shs MLC Co) | (b) How acquired P—Purchase D—Donation | (c) Date acquired (mo , day, yr) | (d) Date sold (mo , day, yr) |
| LGI HOMES INC COM | P | 2016-11-01 | 2017-09-26 |
| LGI HOMES INC COM | P | 2016-11-02 | 2017-09-26 |
| LGI HOMES INC COM | P | 2016-11-04 | 2017-09-26 |
| LGI HOMES INC COM | P | 2016-11-07 | 2017-09-26 |
| LGI HOMES INC COM | P | 2017-03-01 | 2017-09-26 |
| LIGAND PHARMACEUTICALS INCORPORATED CL BCOMMON STOCK | P | 2015-06-15 | 2017-09-26 |
| LIGAND PHARMACEUTICALS INCORPORATED CL BCOMMON STOCK | P | 2015-09-11 | 2017-09-26 |
| LIGAND PHARMACEUTICALS INCORPORATED CL BCOMMON STOCK | P | 2015-09-14 | 2017-09-26 |
| LIGAND PHARMACEUTICALS INCORPORATED CL BCOMMON STOCK | P | 2015-09-16 | 2017-09-26 |
| LIGAND PHARMACEUTICALS INCORPORATED CL BCOMMON STOCK | P | 2015-09-21 | 2017-09-26 |

Form 990PF Part IV - Capital Gains and Losses for Tax on Investment Income - Columns e - h

| (e) Gross sales price | Depreciation allowed (f) (or allowable) | Cost or other basis (g) plus expense of sale | Gain or (loss) (h) (e) plus (f) minus (g) |
|-----------------------|--|---|--|
| 15,287 | | 9,863 | 5,424 |
| 1,151 | | 736 | 415 |
| 21,226 | | 14,551 | 6,675 |
| 5,479 | | 3,753 | 1,726 |
| 7,459 | | 4,882 | 2,577 |
| 7,559 | | 5,071 | 2,488 |
| 5,939 | | 4,146 | 1,793 |
| 4,185 | | 2,912 | 1,273 |
| 1,890 | | 1,338 | 552 |
| 12,419 | | 9,005 | 3,414 |

Form 990PF Part IV - Capital Gains and Losses for Tax on Investment Income - Columns i - l

| Complete only for assets showing gain in column (h) and owned by the foundation on 12/31/69 | | | (I) Gains (Col (h) gain minus col (k), but not less than -0-) or Losses (from col (h)) |
|---|--------------------------------------|---|--|
| (i) F M V as of 12/31/69 | Adjusted basis (j) as of 12/31/69 | Excess of col (i) (k) over col (j), if any | |
| | | | 5,424 |
| | | | 415 |
| | | | 6,675 |
| | | | 1,726 |
| | | | 2,577 |
| | | | 2,488 |
| | | | 1,793 |
| | | | 1,273 |
| | | | 552 |
| | | | 3,414 |

Form 990PF Part IV - Capital Gains and Losses for Tax on Investment Income - Columns a - d

| List and describe the kind(s) of property sold (e g , real estate, (a) 2-story brick warehouse, or common stock, 200 shs MLC Co) | (b) How acquired P—Purchase D—Donation | (c) Date acquired (mo , day, yr) | (d) Date sold (mo , day, yr) |
|--|---|---|-------------------------------------|
| LIGAND PHARMACEUTICALS INCORPORATED CL BCOMMON STOCK | P | 2016-01-21 | 2017-09-26 |
| LIGAND PHARMACEUTICALS INCORPORATED CL BCOMMON STOCK | P | 2016-02-12 | 2017-09-26 |
| LIGAND PHARMACEUTICALS INCORPORATED CL BCOMMON STOCK | P | 2016-09-28 | 2017-09-26 |
| LIGAND PHARMACEUTICALS INCORPORATED CL BCOMMON STOCK | P | 2016-09-28 | 2017-09-26 |
| LIGAND PHARMACEUTICALS INCORPORATED CL BCOMMON STOCK | P | 2016-11-23 | 2017-09-26 |
| LIGAND PHARMACEUTICALS INCORPORATED CL BCOMMON STOCK | P | 2016-11-28 | 2017-09-26 |
| LOEWS CORP COM | P | 2015-08-03 | 2017-09-26 |
| LOEWS CORP COM | P | 2016-08-15 | 2017-09-26 |
| MARKETAXESS HLDGS INC COM STK | P | 2015-03-11 | 2017-09-26 |
| MARKETAXESS HLDGS INC COM STK | P | 2015-03-20 | 2017-09-26 |

Form 990PF Part IV - Capital Gains and Losses for Tax on Investment Income - Columns e - h

| (e) Gross sales price | (f) Depreciation allowed (or allowable) | (g) Cost or other basis plus expense of sale | (h) Gain or (loss) (e) plus (f) minus (g) |
|-----------------------|--|---|--|
| 5,805 | | 4,225 | 1,580 |
| 3,510 | | 2,236 | 1,274 |
| 14,984 | | 11,386 | 3,598 |
| 2,025 | | 1,532 | 493 |
| 16,064 | | 12,410 | 3,654 |
| 9,314 | | 7,231 | 2,083 |
| 96,477 | | 74,757 | 21,720 |
| 16,470 | | 14,213 | 2,257 |
| 10,587 | | 5,128 | 5,459 |
| 7,235 | | 3,598 | 3,637 |

Form 990PF Part IV - Capital Gains and Losses for Tax on Investment Income - Columns i - l

| Complete only for assets showing gain in column (h) and owned by the foundation on 12/31/69 | | | (I) Gains (Col (h) gain minus col (k), but not less than -0-) or Losses (from col (h)) |
|---|-----------------------------------|--|--|
| (i) F M V as of 12/31/69 | (j) Adjusted basis as of 12/31/69 | (k) Excess of col (i) over col (j), if any | |
| | | | 1,580 |
| | | | 1,274 |
| | | | 3,598 |
| | | | 493 |
| | | | 3,654 |
| | | | 2,083 |
| | | | 21,720 |
| | | | 2,257 |
| | | | 5,459 |
| | | | 3,637 |

| Form 990PF Part IV - Capital Gains and Losses for Tax on Investment Income - Columns a - d | | | |
|--|---|---|-------------------------------------|
| List and describe the kind(s) of property sold (e g , real estate, (a) 2-story brick warehouse, or common stock, 200 shs MLC Co) | (b) How acquired P—Purchase D—Donation | (c) Date acquired (mo , day, yr) | (d) Date sold (mo , day, yr) |
| MARKETAXESS HLDGS INC COM STK | P | 2015-03-23 | 2017-09-26 |
| MARKETAXESS HLDGS INC COM STK | P | 2015-03-24 | 2017-09-26 |
| MARKETAXESS HLDGS INC COM STK | P | 2015-04-24 | 2017-09-26 |
| MARKETAXESS HLDGS INC COM STK | P | 2015-04-24 | 2017-09-26 |
| MARKETAXESS HLDGS INC COM STK | P | 2015-04-27 | 2017-09-26 |
| MARKETAXESS HLDGS INC COM STK | P | 2015-05-12 | 2017-09-26 |
| MARKETAXESS HLDGS INC COM STK | P | 2015-05-13 | 2017-09-26 |
| MARKETAXESS HLDGS INC COM STK | P | 2015-05-15 | 2017-09-26 |
| MARKETAXESS HLDGS INC COM STK | P | 2015-08-31 | 2017-09-26 |
| MARKETAXESS HLDGS INC COM STK | P | 2015-09-30 | 2017-09-26 |

Form 990PF Part IV - Capital Gains and Losses for Tax on Investment Income - Columns e - h

| (e) Gross sales price | (f) Depreciation allowed (or allowable) | (g) Cost or other basis plus expense of sale | (h) Gain or (loss) (e) plus (f) minus (g) |
|-----------------------|--|---|--|
| 10,940 | | 5,379 | 5,561 |
| 2,470 | | 1,209 | 1,261 |
| 23,468 | | 11,665 | 11,803 |
| 17,645 | | 8,779 | 8,866 |
| 10,234 | | 5,097 | 5,137 |
| 19,057 | | 9,240 | 9,817 |
| 7,940 | | 3,873 | 4,067 |
| 2,823 | | 1,397 | 1,426 |
| 9,352 | | 4,786 | 4,566 |
| 4,764 | | 2,483 | 2,281 |

Form 990PF Part IV - Capital Gains and Losses for Tax on Investment Income - Columns i - l

| Complete only for assets showing gain in column (h) and owned by the foundation on 12/31/69 | | | (I) Gains (Col (h) gain minus col (k), but not less than -0-) or Losses (from col (h)) |
|---|--------------------------------------|---|--|
| (i) F M V as of 12/31/69 | (j) Adjusted basis as of 12/31/69 | (k) Excess of col (i) over col (j), if any | |
| | | | 5,561 |
| | | | 1,261 |
| | | | 11,803 |
| | | | 8,866 |
| | | | 5,137 |
| | | | 9,817 |
| | | | 4,067 |
| | | | 1,426 |
| | | | 4,566 |
| | | | 2,281 |

| Form 990PF Part IV - Capital Gains and Losses for Tax on Investment Income - Columns a - d | | | |
|--|---|---|-------------------------------------|
| List and describe the kind(s) of property sold (e g , real estate, (a) 2-story brick warehouse, or common stock, 200 shs MLC Co) | (b) How acquired P—Purchase D—Donation | (c) Date acquired (mo , day, yr) | (d) Date sold (mo , day, yr) |
| MARTEN TRANS LTD COM | P | 2016-05-24 | 2017-09-26 |
| MARTEN TRANS LTD COM | P | 2016-05-25 | 2017-09-26 |
| MARTEN TRANS LTD COM | P | 2016-05-25 | 2017-09-26 |
| MARTEN TRANS LTD COM | P | 2016-05-26 | 2017-09-26 |
| MARTEN TRANS LTD COM | P | 2016-05-26 | 2017-09-26 |
| MARTEN TRANS LTD COM | P | 2016-05-27 | 2017-09-26 |
| MARTEN TRANS LTD COM | P | 2016-05-31 | 2017-09-26 |
| MARTEN TRANS LTD COM | P | 2016-06-02 | 2017-09-26 |
| MARTEN TRANS LTD COM | P | 2016-06-02 | 2017-09-26 |
| MARTEN TRANS LTD COM | P | 2016-06-08 | 2017-09-26 |

Form 990PF Part IV - Capital Gains and Losses for Tax on Investment Income - Columns e - h

| (e) Gross sales price | Depreciation allowed (f) (or allowable) | Cost or other basis (g) plus expense of sale | Gain or (loss) (h) (e) plus (f) minus (g) |
|-----------------------|--|---|--|
| 1,366 | | 826 | 540 |
| 1,692 | | 1,048 | 644 |
| 3,639 | | 2,261 | 1,378 |
| 13,855 | | 8,535 | 5,320 |
| 4,022 | | 2,463 | 1,559 |
| 862 | | 528 | 334 |
| 1,022 | | 635 | 387 |
| 1,915 | | 1,174 | 741 |
| 1,628 | | 997 | 631 |
| 926 | | 580 | 346 |

Form 990PF Part IV - Capital Gains and Losses for Tax on Investment Income - Columns i - l

| Complete only for assets showing gain in column (h) and owned by the foundation on 12/31/69 | | | (I) Gains (Col (h) gain minus col (k), but not less than -0-) or Losses (from col (h)) |
|---|--------------------------------------|---|--|
| (i) F M V as of 12/31/69 | Adjusted basis (j) as of 12/31/69 | Excess of col (i) (k) over col (j), if any | |
| | | | 540 |
| | | | 644 |
| | | | 1,378 |
| | | | 5,320 |
| | | | 1,559 |
| | | | 334 |
| | | | 387 |
| | | | 741 |
| | | | 631 |
| | | | 346 |

Form 990PF Part IV - Capital Gains and Losses for Tax on Investment Income - Columns a - d

| List and describe the kind(s) of property sold (e g , real estate, (a) 2-story brick warehouse, or common stock, 200 shs MLC Co) | (b) How acquired P—Purchase D—Donation | (c) Date acquired (mo , day, yr) | (d) Date sold (mo , day, yr) |
|--|---|---|-------------------------------------|
| MARTEN TRANS LTD COM | P | 2016-06-16 | 2017-09-26 |
| MARTEN TRANS LTD COM | P | 2016-06-30 | 2017-09-26 |
| MARTEN TRANS LTD COM | P | 2016-07-01 | 2017-09-26 |
| MARTEN TRANS LTD COM | P | 2016-07-05 | 2017-09-26 |
| MARTEN TRANS LTD COM | P | 2016-07-06 | 2017-09-26 |
| MARTEN TRANS LTD COM | P | 2016-07-07 | 2017-09-26 |
| MASONITE INTL CORP NEW COM | P | 2013-09-17 | 2017-09-26 |
| MASONITE INTL CORP NEW COM | P | 2013-09-25 | 2017-09-26 |
| MASONITE INTL CORP NEW COM | P | 2013-11-08 | 2017-09-26 |
| MASONITE INTL CORP NEW COM | P | 2013-11-08 | 2017-09-26 |

Form 990PF Part IV - Capital Gains and Losses for Tax on Investment Income - Columns e - h

| (e) Gross sales price | (f) Depreciation allowed (or allowable) | (g) Cost or other basis plus expense of sale | (h) Gain or (loss) (e) plus (f) minus (g) |
|-----------------------|--|---|--|
| 2,522 | | 1,542 | 980 |
| 13,280 | | 8,217 | 5,063 |
| 1,149 | | 721 | 428 |
| 1,564 | | 987 | 577 |
| 1,245 | | 788 | 457 |
| 281 | | 180 | 101 |
| 32,389 | | 24,767 | 7,622 |
| 27,809 | | 21,463 | 6,346 |
| 26,173 | | 19,744 | 6,429 |
| 4,907 | | 3,699 | 1,208 |

Form 990PF Part IV - Capital Gains and Losses for Tax on Investment Income - Columns i - l

| Complete only for assets showing gain in column (h) and owned by the foundation on 12/31/69 | | | (I) Gains (Col (h) gain minus col (k), but not less than -0-) or Losses (from col (h)) |
|---|-----------------------------------|--|--|
| (i) F M V as of 12/31/69 | (j) Adjusted basis as of 12/31/69 | (k) Excess of col (i) over col (j), if any | |
| | | | 980 |
| | | | 5,063 |
| | | | 428 |
| | | | 577 |
| | | | 457 |
| | | | 101 |
| | | | 7,622 |
| | | | 6,346 |
| | | | 6,429 |
| | | | 1,208 |

| Form 990PF Part IV - Capital Gains and Losses for Tax on Investment Income - Columns a - d | | | |
|--|---|---|-------------------------------------|
| List and describe the kind(s) of property sold (e g , real estate, (a) 2-story brick warehouse, or common stock, 200 shs MLC Co) | (b) How acquired P—Purchase D—Donation | (c) Date acquired (mo , day, yr) | (d) Date sold (mo , day, yr) |
| MASONITE INTL CORP NEW COM | P | 2013-11-12 | 2017-09-26 |
| MASONITE INTL CORP NEW COM | P | 2014-07-17 | 2017-09-26 |
| MASONITE INTL CORP NEW COM | P | 2014-07-24 | 2017-09-26 |
| MASONITE INTL CORP NEW COM | P | 2014-07-25 | 2017-09-26 |
| MASONITE INTL CORP NEW COM | P | 2016-02-16 | 2017-09-26 |
| MASONITE INTL CORP NEW COM | P | 2016-02-18 | 2017-09-26 |
| MASTERCARD INC CL A | P | 2015-08-03 | 2017-09-26 |
| MCKESSON CORP | P | 2015-08-03 | 2017-09-26 |
| MCKESSON CORP | P | 2017-01-20 | 2017-09-26 |
| MCKESSON CORP | P | 2017-01-23 | 2017-09-26 |

Form 990PF Part IV - Capital Gains and Losses for Tax on Investment Income - Columns e - h

| (e) Gross sales price | (f) Depreciation allowed (or allowable) | (g) Cost or other basis plus expense of sale | (h) Gain or (loss) (e) plus (f) minus (g) |
|-----------------------|--|---|--|
| 1,636 | | 1,222 | 414 |
| 14,133 | | 11,034 | 3,099 |
| 3,795 | | 2,959 | 836 |
| 4,384 | | 3,415 | 969 |
| 14,722 | | 10,487 | 4,235 |
| 21,266 | | 15,708 | 5,558 |
| 78,573 | | 55,352 | 23,221 |
| 48,034 | | 69,282 | -21,248 |
| 11,621 | | 11,116 | 505 |
| 201,432 | | 193,828 | 7,604 |

Form 990PF Part IV - Capital Gains and Losses for Tax on Investment Income - Columns i - l

| Complete only for assets showing gain in column (h) and owned by the foundation on 12/31/69 | | | (I) Gains (Col (h) gain minus col (k), but not less than -0-) or Losses (from col (h)) |
|---|--------------------------------------|---|---|
| (i) F M V as of 12/31/69 | (j) Adjusted basis as of 12/31/69 | (k) Excess of col (i) over col (j), if any | |
| | | | 414 |
| | | | 3,099 |
| | | | 836 |
| | | | 969 |
| | | | 4,235 |
| | | | 5,558 |
| | | | 23,221 |
| | | | -21,248 |
| | | | 505 |
| | | | 7,604 |

Form 990PF Part IV - Capital Gains and Losses for Tax on Investment Income - Columns a - d

| List and describe the kind(s) of property sold (e g , real estate, (a) 2-story brick warehouse, or common stock, 200 shs MLC Co) | (b) How acquired P—Purchase D—Donation | (c) Date acquired (mo , day, yr) | (d) Date sold (mo , day, yr) |
|--|---|---|-------------------------------------|
| MCKESSON CORP | P | 2017-01-24 | 2017-09-26 |
| MCKESSON CORP | P | 2017-02-02 | 2017-09-26 |
| MCKESSON CORP | P | 2017-03-14 | 2017-09-26 |
| MOHAWK INDS INC COM | P | 2015-08-03 | 2017-09-26 |
| MONOLITHIC PWR SYS INC COM | P | 2015-10-20 | 2017-09-26 |
| MONOLITHIC PWR SYS INC COM | P | 2015-10-20 | 2017-09-26 |
| MONOLITHIC PWR SYS INC COM | P | 2015-10-30 | 2017-09-26 |
| MONOLITHIC PWR SYS INC COM | P | 2015-11-02 | 2017-09-26 |
| MONOLITHIC PWR SYS INC COM | P | 2016-01-21 | 2017-09-26 |
| MORGAN STANLEY COM STK USD0 01 | P | 2013-01-30 | 2017-09-26 |

Form 990PF Part IV - Capital Gains and Losses for Tax on Investment Income - Columns e - h

| (e) Gross sales price | Depreciation allowed (f) (or allowable) | Cost or other basis (g) plus expense of sale | Gain or (loss) (h) (e) plus (f) minus (g) |
|-----------------------|--|---|--|
| 158,822 | | 152,081 | 6,741 |
| 384,116 | | 343,923 | 40,193 |
| 80,263 | | 76,998 | 3,265 |
| 29,486 | | 24,101 | 5,385 |
| 3,086 | | 1,712 | 1,374 |
| 2,057 | | 1,137 | 920 |
| 6,068 | | 3,658 | 2,410 |
| 5,143 | | 3,115 | 2,028 |
| 8,228 | | 4,733 | 3,495 |
| 322,557 | | 155,414 | 167,143 |

Form 990PF Part IV - Capital Gains and Losses for Tax on Investment Income - Columns i - l

| Complete only for assets showing gain in column (h) and owned by the foundation on 12/31/69 | | | Gains (Col (h) gain minus col (k), but not less than -0-) or (l) Losses (from col (h)) |
|---|--------------------------------------|---|---|
| (i) F M V as of 12/31/69 | Adjusted basis (j) as of 12/31/69 | Excess of col (i) (k) over col (j), if any | |
| | | | 6,741 |
| | | | 40,193 |
| | | | 3,265 |
| | | | 5,385 |
| | | | 1,374 |
| | | | 920 |
| | | | 2,410 |
| | | | 2,028 |
| | | | 3,495 |
| | | | 167,143 |

| Form 990PF Part IV - Capital Gains and Losses for Tax on Investment Income - Columns a - d | | | |
|--|---|---|-------------------------------------|
| List and describe the kind(s) of property sold (e g , real estate, (a) 2-story brick warehouse, or common stock, 200 shs MLC Co) | (b) How acquired P—Purchase D—Donation | (c) Date acquired (mo , day, yr) | (d) Date sold (mo , day, yr) |
| MORGAN STANLEY COM STK USD0 01 | P | 2013-08-13 | 2017-09-26 |
| MORGAN STANLEY COM STK USD0 01 | P | 2013-10-10 | 2017-09-26 |
| MORGAN STANLEY COM STK USD0 01 | P | 2015-08-03 | 2017-09-26 |
| MORGAN STANLEY COM STK USD0 01 | P | 2016-02-05 | 2017-09-26 |
| MORGAN STANLEY COM STK USD0 01 | P | 2016-02-11 | 2017-09-26 |
| MORGAN STANLEY COM STK USD0 01 | P | 2016-02-29 | 2017-09-26 |
| MORGAN STANLEY COM STK USD0 01 | P | 2016-06-16 | 2017-09-26 |
| MYLAN NV | P | 2015-08-03 | 2017-09-26 |
| MYLAN NV | P | 2017-01-18 | 2017-09-26 |
| MYLAN NV | P | 2017-01-19 | 2017-09-26 |

Form 990PF Part IV - Capital Gains and Losses for Tax on Investment Income - Columns e - h

| (e) Gross sales price | (f) Depreciation allowed (or allowable) | (g) Cost or other basis plus expense of sale | (h) Gain or (loss) (e) plus (f) minus (g) |
|-----------------------|--|---|--|
| 158,907 | | 89,531 | 69,376 |
| 47,435 | | 27,455 | 19,980 |
| 14,468 | | 11,825 | 2,643 |
| 175,509 | | 91,078 | 84,431 |
| 164,030 | | 74,449 | 89,581 |
| 53,222 | | 27,725 | 25,497 |
| 68,781 | | 36,127 | 32,654 |
| 15,901 | | 28,212 | -12,311 |
| 84,796 | | 100,711 | -15,915 |
| 165,702 | | 196,642 | -30,940 |

Form 990PF Part IV - Capital Gains and Losses for Tax on Investment Income - Columns i - l

| Complete only for assets showing gain in column (h) and owned by the foundation on 12/31/69 | | | (l) Gains (Col (h) gain minus col (k), but not less than -0-) or Losses (from col (h)) |
|---|--------------------------------------|---|--|
| (i) F M V as of 12/31/69 | (j) Adjusted basis as of 12/31/69 | (k) Excess of col (i) over col (j), if any | |
| | | | 69,376 |
| | | | 19,980 |
| | | | 2,643 |
| | | | 84,431 |
| | | | 89,581 |
| | | | 25,497 |
| | | | 32,654 |
| | | | -12,311 |
| | | | -15,915 |
| | | | -30,940 |

| Form 990PF Part IV - Capital Gains and Losses for Tax on Investment Income - Columns a - d | | | |
|--|---|---|-------------------------------------|
| List and describe the kind(s) of property sold (e g , real estate, (a) 2-story brick warehouse, or common stock, 200 shs MLC Co) | (b) How acquired P—Purchase D—Donation | (c) Date acquired (mo , day, yr) | (d) Date sold (mo , day, yr) |
| MYLAN NV | P | 2017-01-20 | 2017-09-26 |
| MYLAN NV | P | 2017-01-23 | 2017-09-26 |
| MYLAN NV | P | 2017-01-24 | 2017-09-26 |
| MYLAN NV | P | 2017-01-25 | 2017-09-26 |
| MYLAN NV | P | 2017-01-26 | 2017-09-26 |
| MYLAN NV | P | 2017-02-06 | 2017-09-26 |
| MYLAN NV | P | 2017-05-16 | 2017-09-26 |
| MYLAN NV | P | 2017-05-17 | 2017-09-26 |
| MYLAN NV | P | 2017-05-18 | 2017-09-26 |
| MYLAN NV | P | 2017-05-19 | 2017-09-26 |

Form 990PF Part IV - Capital Gains and Losses for Tax on Investment Income - Columns e - h

| (e) Gross sales price | Depreciation allowed (f) (or allowable) | Cost or other basis (g) plus expense of sale | Gain or (loss) (h) (e) plus (f) minus (g) |
|-----------------------|--|---|--|
| 42,009 | | 50,072 | -8,063 |
| 5,446 | | 6,458 | -1,012 |
| 115,136 | | 132,282 | -17,146 |
| 77,017 | | 89,801 | -12,784 |
| 27,228 | | 31,629 | -4,401 |
| 6,224 | | 7,947 | -1,723 |
| 5,072 | | 6,346 | -1,274 |
| 44,903 | | 56,047 | -11,144 |
| 56,354 | | 68,984 | -12,630 |
| 41,511 | | 50,893 | -9,382 |

Form 990PF Part IV - Capital Gains and Losses for Tax on Investment Income - Columns i - l

| Complete only for assets showing gain in column (h) and owned by the foundation on 12/31/69 | | | (I) Gains (Col (h) gain minus col (k), but not less than -0-) or Losses (from col (h)) |
|---|--------------------------------------|---|--|
| (i) F M V as of 12/31/69 | Adjusted basis (j) as of 12/31/69 | Excess of col (i) (k) over col (j), if any | |
| | | | -8,063 |
| | | | -1,012 |
| | | | -17,146 |
| | | | -12,784 |
| | | | -4,401 |
| | | | -1,723 |
| | | | -1,274 |
| | | | -11,144 |
| | | | -12,630 |
| | | | -9,382 |

| Form 990PF Part IV - Capital Gains and Losses for Tax on Investment Income - Columns a - d | | | |
|--|---|---|-------------------------------------|
| List and describe the kind(s) of property sold (e g , real estate, (a) 2-story brick warehouse, or common stock, 200 shs MLC Co) | (b) How acquired P—Purchase D—Donation | (c) Date acquired (mo , day, yr) | (d) Date sold (mo , day, yr) |
| MYLAN NV | P | 2017-07-07 | 2017-09-26 |
| MYLAN NV | P | 2017-07-10 | 2017-09-26 |
| MYLAN NV | P | 2017-07-10 | 2017-09-26 |
| MYLAN NV | P | 2017-07-11 | 2017-09-26 |
| MYLAN NV | P | 2017-07-11 | 2017-09-26 |
| MYLAN NV | P | 2017-07-11 | 2017-09-26 |
| MYLAN NV | P | 2017-07-12 | 2017-09-26 |
| MYLAN NV | P | 2017-07-13 | 2017-09-26 |
| MYLAN NV | P | 2017-07-14 | 2017-09-26 |
| MYLAN NV | P | 2017-07-17 | 2017-09-26 |

Form 990PF Part IV - Capital Gains and Losses for Tax on Investment Income - Columns e - h

| (e) Gross sales price | Depreciation allowed (f) (or allowable) | Cost or other basis (g) plus expense of sale | Gain or (loss) (h) (e) plus (f) minus (g) |
|-----------------------|--|---|--|
| 30,215 | | 36,497 | -6,282 |
| 19,511 | | 23,653 | -4,142 |
| 3,765 | | 4,560 | -795 |
| 3,672 | | 4,440 | -768 |
| 17,986 | | 21,765 | -3,779 |
| 3,330 | | 4,024 | -694 |
| 13,972 | | 17,318 | -3,346 |
| 7,624 | | 9,575 | -1,951 |
| 8,184 | | 10,302 | -2,118 |
| 42,818 | | 53,669 | -10,851 |

Form 990PF Part IV - Capital Gains and Losses for Tax on Investment Income - Columns i - l

| Complete only for assets showing gain in column (h) and owned by the foundation on 12/31/69 | | | (I) Gains (Col (h) gain minus col (k), but not less than -0-) or Losses (from col (h)) |
|---|--------------------------------------|---|---|
| (i) F M V as of 12/31/69 | Adjusted basis (j) as of 12/31/69 | Excess of col (i) (k) over col (j), if any | |
| | | | -6,282 |
| | | | -4,142 |
| | | | -795 |
| | | | -768 |
| | | | -3,779 |
| | | | -694 |
| | | | -3,346 |
| | | | -1,951 |
| | | | -2,118 |
| | | | -10,851 |

| Form 990PF Part IV - Capital Gains and Losses for Tax on Investment Income - Columns a - d | | | |
|--|---|---|-------------------------------------|
| List and describe the kind(s) of property sold (e g , real estate, (a) 2-story brick warehouse, or common stock, 200 shs MLC Co) | (b) How acquired P—Purchase D—Donation | (c) Date acquired (mo , day, yr) | (d) Date sold (mo , day, yr) |
| MYLAN NV | P | 2017-07-18 | 2017-09-26 |
| MYLAN NV | P | 2017-07-19 | 2017-09-26 |
| MYLAN NV | P | 2017-07-31 | 2017-09-26 |
| MYLAN NV | P | 2017-08-01 | 2017-09-26 |
| MYLAN NV | P | 2017-08-02 | 2017-09-26 |
| MYLAN NV | P | 2017-08-09 | 2017-09-26 |
| MYLAN NV | P | 2017-08-09 | 2017-09-26 |
| MYLAN NV | P | 2017-08-10 | 2017-09-26 |
| MYLAN NV | P | 2017-08-11 | 2017-09-26 |
| NEOGENOMICS INC COM NEW COM NEW | P | 2016-05-11 | 2017-09-26 |

Form 990PF Part IV - Capital Gains and Losses for Tax on Investment Income - Columns e - h

| (e) Gross sales price | Depreciation allowed (f) (or allowable) | Cost or other basis (g) plus expense of sale | Gain or (loss) (h) (e) plus (f) minus (g) |
|-----------------------|--|---|--|
| 29,220 | | 35,734 | -6,514 |
| 19,293 | | 23,750 | -4,457 |
| 42,258 | | 53,107 | -10,849 |
| 6,441 | | 7,978 | -1,537 |
| 7,033 | | 8,494 | -1,461 |
| 22,809 | | 23,338 | -529 |
| 71,882 | | 71,697 | 185 |
| 94,847 | | 98,780 | -3,933 |
| 10,238 | | 10,445 | -207 |
| 1,974 | | 1,484 | 490 |

Form 990PF Part IV - Capital Gains and Losses for Tax on Investment Income - Columns i - l

| Complete only for assets showing gain in column (h) and owned by the foundation on 12/31/69 | | | (I) Gains (Col (h) gain minus col (k), but not less than -0-) or Losses (from col (h)) |
|---|--------------------------------------|---|--|
| (i) F M V as of 12/31/69 | Adjusted basis (j) as of 12/31/69 | Excess of col (i) (k) over col (j), if any | |
| | | | -6,514 |
| | | | -4,457 |
| | | | -10,849 |
| | | | -1,537 |
| | | | -1,461 |
| | | | -529 |
| | | | 185 |
| | | | -3,933 |
| | | | -207 |
| | | | 490 |

| Form 990PF Part IV - Capital Gains and Losses for Tax on Investment Income - Columns a - d | | | |
|--|---|---|-------------------------------------|
| List and describe the kind(s) of property sold (e g , real estate, (a) 2-story brick warehouse, or common stock, 200 shs MLC Co) | (b) How acquired P—Purchase D—Donation | (c) Date acquired (mo , day, yr) | (d) Date sold (mo , day, yr) |
| NEOGENOMICS INC COM NEW COM NEW | P | 2016-05-11 | 2017-09-26 |
| NEOGENOMICS INC COM NEW COM NEW | P | 2016-05-12 | 2017-09-26 |
| NEOGENOMICS INC COM NEW COM NEW | P | 2016-05-13 | 2017-09-26 |
| NEOGENOMICS INC COM NEW COM NEW | P | 2016-05-13 | 2017-09-26 |
| NEOGENOMICS INC COM NEW COM NEW | P | 2016-05-16 | 2017-09-26 |
| NEOGENOMICS INC COM NEW COM NEW | P | 2016-05-16 | 2017-09-26 |
| NEOGENOMICS INC COM NEW COM NEW | P | 2016-05-17 | 2017-09-26 |
| NEOGENOMICS INC COM NEW COM NEW | P | 2016-05-17 | 2017-09-26 |
| NEOGENOMICS INC COM NEW COM NEW | P | 2016-05-17 | 2017-09-26 |
| NEOGENOMICS INC COM NEW COM NEW | P | 2016-05-18 | 2017-09-26 |

Form 990PF Part IV - Capital Gains and Losses for Tax on Investment Income - Columns e - h

| (e) Gross sales price | (f) Depreciation allowed (or allowable) | (g) Cost or other basis plus expense of sale | (h) Gain or (loss) (e) plus (f) minus (g) |
|-----------------------|--|---|--|
| 3,252 | | 2,470 | 782 |
| 3,207 | | 2,403 | 804 |
| 3,173 | | 2,380 | 793 |
| 987 | | 737 | 250 |
| 2,131 | | 1,626 | 505 |
| 1,861 | | 1,425 | 436 |
| 1,189 | | 906 | 283 |
| 1,581 | | 1,225 | 356 |
| 6,212 | | 4,767 | 1,445 |
| 1,974 | | 1,501 | 473 |

Form 990PF Part IV - Capital Gains and Losses for Tax on Investment Income - Columns i - l

| Complete only for assets showing gain in column (h) and owned by the foundation on 12/31/69 | | | (l) Gains (Col (h) gain minus col (k), but not less than -0-) or Losses (from col (h)) |
|---|--------------------------------------|---|--|
| (i) F M V as of 12/31/69 | (j) Adjusted basis as of 12/31/69 | (k) Excess of col (i) over col (j), if any | |
| | | | 782 |
| | | | 804 |
| | | | 793 |
| | | | 250 |
| | | | 505 |
| | | | 436 |
| | | | 283 |
| | | | 356 |
| | | | 1,445 |
| | | | 473 |

Form 990PF Part IV - Capital Gains and Losses for Tax on Investment Income - Columns a - d

| List and describe the kind(s) of property sold (e g , real estate, (a) 2-story brick warehouse, or common stock, 200 shs MLC Co) | (b) How acquired P—Purchase D—Donation | (c) Date acquired (mo , day, yr) | (d) Date sold (mo , day, yr) |
|--|---|---|-------------------------------------|
| NEOGENOMICS INC COM NEW COM NEW | P | 2016-05-18 | 2017-09-26 |
| NEOGENOMICS INC COM NEW COM NEW | P | 2016-05-19 | 2017-09-26 |
| NEOGENOMICS INC COM NEW COM NEW | P | 2016-05-20 | 2017-09-26 |
| NEOGENOMICS INC COM NEW COM NEW | P | 2016-05-23 | 2017-09-26 |
| NEOGENOMICS INC COM NEW COM NEW | P | 2016-05-25 | 2017-09-26 |
| NEOGENOMICS INC COM NEW COM NEW | P | 2016-05-26 | 2017-09-26 |
| NEOGENOMICS INC COM NEW COM NEW | P | 2016-06-02 | 2017-09-26 |
| NEOGENOMICS INC COM NEW COM NEW | P | 2016-06-02 | 2017-09-26 |
| NEOGENOMICS INC COM NEW COM NEW | P | 2016-06-03 | 2017-09-26 |
| NEOGENOMICS INC COM NEW COM NEW | P | 2016-06-06 | 2017-09-26 |

Form 990PF Part IV - Capital Gains and Losses for Tax on Investment Income - Columns e - h

| (e) Gross sales price | (f) Depreciation allowed (or allowable) | (g) Cost or other basis plus expense of sale | (h) Gain or (loss) (e) plus (f) minus (g) |
|-----------------------|--|---|--|
| 662 | | 503 | 159 |
| 2,041 | | 1,534 | 507 |
| 1,435 | | 1,096 | 339 |
| 2,018 | | 1,575 | 443 |
| 2,624 | | 2,035 | 589 |
| 1,704 | | 1,324 | 380 |
| 1,794 | | 1,446 | 348 |
| 2,826 | | 2,287 | 539 |
| 1,749 | | 1,400 | 349 |
| 1,749 | | 1,414 | 335 |

Form 990PF Part IV - Capital Gains and Losses for Tax on Investment Income - Columns i - l

| Complete only for assets showing gain in column (h) and owned by the foundation on 12/31/69 | | | (l) Gains (Col (h) gain minus col (k), but not less than -0-) or Losses (from col (h)) |
|---|--------------------------------------|---|--|
| (i) F M V as of 12/31/69 | (j) Adjusted basis as of 12/31/69 | (k) Excess of col (i) over col (j), if any | |
| | | | 159 |
| | | | 507 |
| | | | 339 |
| | | | 443 |
| | | | 589 |
| | | | 380 |
| | | | 348 |
| | | | 539 |
| | | | 349 |
| | | | 335 |

Form 990PF Part IV - Capital Gains and Losses for Tax on Investment Income - Columns a - d

| List and describe the kind(s) of property sold (e g , real estate, (a) 2-story brick warehouse, or common stock, 200 shs MLC Co) | (b) How acquired P—Purchase D—Donation | (c) Date acquired (mo , day, yr) | (d) Date sold (mo , day, yr) |
|--|---|---|-------------------------------------|
| NEOGENOMICS INC COM NEW COM NEW | P | 2016-06-07 | 2017-09-26 |
| NEOGENOMICS INC COM NEW COM NEW | P | 2016-06-08 | 2017-09-26 |
| NEOGENOMICS INC COM NEW COM NEW | P | 2016-06-09 | 2017-09-26 |
| NEOGENOMICS INC COM NEW COM NEW | P | 2016-06-17 | 2017-09-26 |
| NEOGENOMICS INC COM NEW COM NEW | P | 2016-06-20 | 2017-09-26 |
| NEOGENOMICS INC COM NEW COM NEW | P | 2016-06-29 | 2017-09-26 |
| NEOGENOMICS INC COM NEW COM NEW | P | 2016-06-30 | 2017-09-26 |
| NEOGENOMICS INC COM NEW COM NEW | P | 2016-07-01 | 2017-09-26 |
| NEOGENOMICS INC COM NEW COM NEW | P | 2016-07-05 | 2017-09-26 |
| NEOGENOMICS INC COM NEW COM NEW | P | 2016-07-05 | 2017-09-26 |

Form 990PF Part IV - Capital Gains and Losses for Tax on Investment Income - Columns e - h

| (e) Gross sales price | (f) Depreciation allowed (or allowable) | (g) Cost or other basis plus expense of sale | (h) Gain or (loss) (e) plus (f) minus (g) |
|-----------------------|--|---|--|
| 1,054 | | 853 | 201 |
| 875 | | 715 | 160 |
| 2,209 | | 1,780 | 429 |
| 3,454 | | 2,447 | 1,007 |
| 718 | | 520 | 198 |
| 1,424 | | 1,009 | 415 |
| 2,030 | | 1,455 | 575 |
| 1,761 | | 1,272 | 489 |
| 2,859 | | 2,070 | 789 |
| 1,626 | | 1,175 | 451 |

Form 990PF Part IV - Capital Gains and Losses for Tax on Investment Income - Columns i - l

| Complete only for assets showing gain in column (h) and owned by the foundation on 12/31/69 | | | (l) Gains (Col (h) gain minus col (k), but not less than -0-) or Losses (from col (h)) |
|---|--------------------------------------|---|--|
| (i) F M V as of 12/31/69 | (j) Adjusted basis as of 12/31/69 | (k) Excess of col (i) over col (j), if any | |
| | | | 201 |
| | | | 160 |
| | | | 429 |
| | | | 1,007 |
| | | | 198 |
| | | | 415 |
| | | | 575 |
| | | | 489 |
| | | | 789 |
| | | | 451 |

| Form 990PF Part IV - Capital Gains and Losses for Tax on Investment Income - Columns a - d | | | |
|--|---|---|-------------------------------------|
| List and describe the kind(s) of property sold (e g , real estate, (a) 2-story brick warehouse, or common stock, 200 shs MLC Co) | (b) How acquired P—Purchase D—Donation | (c) Date acquired (mo , day, yr) | (d) Date sold (mo , day, yr) |
| NEOGENOMICS INC COM NEW COM NEW | P | 2016-07-06 | 2017-09-26 |
| NEOGENOMICS INC COM NEW COM NEW | P | 2016-07-07 | 2017-09-26 |
| NEOGENOMICS INC COM NEW COM NEW | P | 2016-07-12 | 2017-09-26 |
| NEOGENOMICS INC COM NEW COM NEW | P | 2016-07-13 | 2017-09-26 |
| NEOGENOMICS INC COM NEW COM NEW | P | 2016-07-13 | 2017-09-26 |
| NEOGENOMICS INC COM NEW COM NEW | P | 2016-07-14 | 2017-09-26 |
| NEOGENOMICS INC COM NEW COM NEW | P | 2016-07-15 | 2017-09-26 |
| NEOGENOMICS INC COM NEW COM NEW | P | 2016-07-18 | 2017-09-26 |
| NEOGENOMICS INC COM NEW COM NEW | P | 2016-07-19 | 2017-09-26 |
| NEOGENOMICS INC COM NEW COM NEW | P | 2016-08-19 | 2017-09-26 |

Form 990PF Part IV - Capital Gains and Losses for Tax on Investment Income - Columns e - h

| (e) Gross sales price | (f) Depreciation allowed (or allowable) | (g) Cost or other basis plus expense of sale | (h) Gain or (loss) (e) plus (f) minus (g) |
|-----------------------|--|---|--|
| 852 | | 622 | 230 |
| 1,559 | | 1,148 | 411 |
| 2,557 | | 2,076 | 481 |
| 796 | | 658 | 138 |
| 1,738 | | 1,449 | 289 |
| 2,119 | | 1,754 | 365 |
| 1,054 | | 855 | 199 |
| 415 | | 339 | 76 |
| 751 | | 615 | 136 |
| 4,317 | | 3,183 | 1,134 |

Form 990PF Part IV - Capital Gains and Losses for Tax on Investment Income - Columns i - l

| Complete only for assets showing gain in column (h) and owned by the foundation on 12/31/69 | | | (I) Gains (Col (h) gain minus col (k), but not less than -0-) or Losses (from col (h)) |
|---|--------------------------------------|---|--|
| (i) F M V as of 12/31/69 | (j) Adjusted basis as of 12/31/69 | (k) Excess of col (i) over col (j), if any | |
| | | | 230 |
| | | | 411 |
| | | | 481 |
| | | | 138 |
| | | | 289 |
| | | | 365 |
| | | | 199 |
| | | | 76 |
| | | | 136 |
| | | | 1,134 |

| Form 990PF Part IV - Capital Gains and Losses for Tax on Investment Income - Columns a - d | | | |
|--|---|---|-------------------------------------|
| List and describe the kind(s) of property sold (e g , real estate, (a) 2-story brick warehouse, or common stock, 200 shs MLC Co) | (b) How acquired P—Purchase D—Donation | (c) Date acquired (mo , day, yr) | (d) Date sold (mo , day, yr) |
| NEOGENOMICS INC COM NEW COM NEW | P | 2016-08-22 | 2017-09-26 |
| NEOGENOMICS INC COM NEW COM NEW | P | 2016-08-23 | 2017-09-26 |
| NEOGENOMICS INC COM NEW COM NEW | P | 2016-08-24 | 2017-09-26 |
| NEOGENOMICS INC COM NEW COM NEW | P | 2016-08-25 | 2017-09-26 |
| NEOGENOMICS INC COM NEW COM NEW | P | 2016-08-26 | 2017-09-26 |
| NEOGENOMICS INC COM NEW COM NEW | P | 2017-03-31 | 2017-09-26 |
| NEOGENOMICS INC COM NEW COM NEW | P | 2017-05-01 | 2017-09-26 |
| NEOGENOMICS INC COM NEW COM NEW | P | 2017-05-03 | 2017-09-26 |
| NEOGENOMICS INC COM NEW COM NEW | P | 2017-05-04 | 2017-09-26 |
| NEOGENOMICS INC COM NEW COM NEW | P | 2017-05-05 | 2017-09-26 |

Form 990PF Part IV - Capital Gains and Losses for Tax on Investment Income - Columns e - h

| (e) Gross sales price | (f) Depreciation allowed (or allowable) | (g) Cost or other basis plus expense of sale | (h) Gain or (loss) (e) plus (f) minus (g) |
|-----------------------|--|---|--|
| 1,121 | | 830 | 291 |
| 1,032 | | 760 | 272 |
| 1,536 | | 1,116 | 420 |
| 583 | | 415 | 168 |
| 303 | | 215 | 88 |
| 7,636 | | 5,330 | 2,306 |
| 10,877 | | 7,322 | 3,555 |
| 3,375 | | 2,306 | 1,069 |
| 4,407 | | 3,086 | 1,321 |
| 2,938 | | 2,034 | 904 |

Form 990PF Part IV - Capital Gains and Losses for Tax on Investment Income - Columns i - l

| Complete only for assets showing gain in column (h) and owned by the foundation on 12/31/69 | | | (I) Gains (Col (h) gain minus col (k), but not less than -0-) or Losses (from col (h)) |
|---|--------------------------------------|---|--|
| (i) F M V as of 12/31/69 | (j) Adjusted basis as of 12/31/69 | (k) Excess of col (i) over col (j), if any | |
| | | | 291 |
| | | | 272 |
| | | | 420 |
| | | | 168 |
| | | | 88 |
| | | | 2,306 |
| | | | 3,555 |
| | | | 1,069 |
| | | | 1,321 |
| | | | 904 |

| Form 990PF Part IV - Capital Gains and Losses for Tax on Investment Income - Columns a - d | | | |
|--|---|---|-------------------------------------|
| List and describe the kind(s) of property sold (e g , real estate, (a) 2-story brick warehouse, or common stock, 200 shs MLC Co) | (b) How acquired P—Purchase D—Donation | (c) Date acquired (mo , day, yr) | (d) Date sold (mo , day, yr) |
| NEOGENOMICS INC COM NEW COM NEW | P | 2017-05-08 | 2017-09-26 |
| NEXTERA ENERGY INC COM | P | 2016-08-15 | 2017-09-26 |
| NMI HLDGS INC CL A CL A | P | 2017-02-17 | 2017-09-26 |
| NMI HLDGS INC CL A CL A | P | 2017-02-21 | 2017-09-26 |
| NMI HLDGS INC CL A CL A | P | 2017-02-23 | 2017-09-26 |
| NMI HLDGS INC CL A CL A | P | 2017-02-28 | 2017-09-26 |
| NMI HLDGS INC CL A CL A | P | 2017-03-01 | 2017-09-26 |
| NMI HLDGS INC CL A CL A | P | 2017-03-02 | 2017-09-26 |
| NMI HLDGS INC CL A CL A | P | 2017-03-02 | 2017-09-26 |
| NMI HLDGS INC CL A CL A | P | 2017-03-03 | 2017-09-26 |

Form 990PF Part IV - Capital Gains and Losses for Tax on Investment Income - Columns e - h

| (e) Gross sales price | (f) Depreciation allowed (or allowable) | (g) Cost or other basis plus expense of sale | (h) Gain or (loss) (e) plus (f) minus (g) |
|-----------------------|--|---|--|
| 2,052 | | 1,403 | 649 |
| 62,082 | | 52,840 | 9,242 |
| 4,223 | | 3,868 | 355 |
| 3,004 | | 2,755 | 249 |
| 2,039 | | 1,863 | 176 |
| 5,598 | | 5,114 | 484 |
| 6,045 | | 5,892 | 153 |
| 4,392 | | 4,103 | 289 |
| 4,573 | | 4,184 | 389 |
| 459 | | 418 | 41 |

Form 990PF Part IV - Capital Gains and Losses for Tax on Investment Income - Columns i - l

| Complete only for assets showing gain in column (h) and owned by the foundation on 12/31/69 | | | (I) Gains (Col (h) gain minus col (k), but not less than -0-) or Losses (from col (h)) |
|---|--------------------------------------|---|--|
| (i) F M V as of 12/31/69 | (j) Adjusted basis as of 12/31/69 | (k) Excess of col (i) over col (j), if any | |
| | | | 649 |
| | | | 9,242 |
| | | | 355 |
| | | | 249 |
| | | | 176 |
| | | | 484 |
| | | | 153 |
| | | | 289 |
| | | | 389 |
| | | | 41 |

| Form 990PF Part IV - Capital Gains and Losses for Tax on Investment Income - Columns a - d | | | |
|--|---|---|-------------------------------------|
| List and describe the kind(s) of property sold (e g , real estate, (a) 2-story brick warehouse, or common stock, 200 shs MLC Co) | (b) How acquired P—Purchase D—Donation | (c) Date acquired (mo , day, yr) | (d) Date sold (mo , day, yr) |
| NMI HLDGS INC CL A CL A | P | 2017-03-06 | 2017-09-26 |
| NMI HLDGS INC CL A CL A | P | 2017-03-31 | 2017-09-26 |
| NMI HLDGS INC CL A CL A | P | 2017-03-31 | 2017-09-26 |
| NMI HLDGS INC CL A CL A | P | 2017-06-29 | 2017-09-26 |
| NMI HLDGS INC CL A CL A | P | 2017-06-30 | 2017-09-26 |
| NMI HLDGS INC CL A CL A | P | 2017-07-05 | 2017-09-26 |
| NMI HLDGS INC CL A CL A | P | 2017-07-06 | 2017-09-26 |
| NMI HLDGS INC CL A CL A | P | 2017-07-06 | 2017-09-26 |
| NMI HLDGS INC CL A CL A | P | 2017-07-11 | 2017-09-26 |
| NMI HLDGS INC CL A CL A | P | 2017-08-04 | 2017-09-26 |

Form 990PF Part IV - Capital Gains and Losses for Tax on Investment Income - Columns e - h

| (e) Gross sales price | (f) Depreciation allowed (or allowable) | (g) Cost or other basis plus expense of sale | (h) Gain or (loss) (e) plus (f) minus (g) |
|-----------------------|--|---|--|
| 5,430 | | 4,995 | 435 |
| 6,564 | | 6,229 | 335 |
| 3,487 | | 3,314 | 173 |
| 1,460 | | 1,391 | 69 |
| 4,018 | | 3,802 | 216 |
| 2,558 | | 2,484 | 74 |
| 2,124 | | 2,095 | 29 |
| 2,546 | | 2,513 | 33 |
| 2,594 | | 2,552 | 42 |
| 1,339 | | 1,326 | 13 |

Form 990PF Part IV - Capital Gains and Losses for Tax on Investment Income - Columns i - l

| Complete only for assets showing gain in column (h) and owned by the foundation on 12/31/69 | | | (I) Gains (Col (h) gain minus col (k), but not less than -0-) or Losses (from col (h)) |
|---|--------------------------------------|---|--|
| (i) F M V as of 12/31/69 | (j) Adjusted basis as of 12/31/69 | (k) Excess of col (i) over col (j), if any | |
| | | | 435 |
| | | | 335 |
| | | | 173 |
| | | | 69 |
| | | | 216 |
| | | | 74 |
| | | | 29 |
| | | | 33 |
| | | | 42 |
| | | | 13 |

| Form 990PF Part IV - Capital Gains and Losses for Tax on Investment Income - Columns a - d | | | |
|--|---|---|-------------------------------------|
| List and describe the kind(s) of property sold (e g , real estate, (a) 2-story brick warehouse, or common stock, 200 shs MLC Co) | (b) How acquired P—Purchase D—Donation | (c) Date acquired (mo , day, yr) | (d) Date sold (mo , day, yr) |
| NMI HLDGS INC CL A CL A | P | 2017-08-04 | 2017-09-26 |
| NMI HLDGS INC CL A CL A | P | 2017-08-07 | 2017-09-26 |
| NMI HLDGS INC CL A CL A | P | 2017-08-07 | 2017-09-26 |
| NMI HLDGS INC CL A CL A | P | 2017-08-08 | 2017-09-26 |
| NMI HLDGS INC CL A CL A | P | 2017-08-09 | 2017-09-26 |
| NORFOLK SOUTHN CORP COM | P | 2015-08-03 | 2017-09-26 |
| OCLARO INC COM NEW | P | 2016-09-22 | 2017-09-26 |
| OCLARO INC COM NEW | P | 2016-10-27 | 2017-09-26 |
| OCLARO INC COM NEW | P | 2017-01-13 | 2017-09-26 |
| OCLARO INC COM NEW | P | 2017-04-28 | 2017-09-26 |

Form 990PF Part IV - Capital Gains and Losses for Tax on Investment Income - Columns e - h

| (e) Gross sales price | Depreciation allowed (f) (or allowable) | Cost or other basis (g) plus expense of sale | Gain or (loss) (h) (e) plus (f) minus (g) |
|-----------------------|--|---|--|
| 3,813 | | 3,771 | 42 |
| 7,963 | | 8,049 | -86 |
| 7,758 | | 7,743 | 15 |
| 603 | | 602 | 1 |
| 543 | | 538 | 5 |
| 37,597 | | 23,827 | 13,770 |
| 21,432 | | 21,443 | -11 |
| 317 | | 295 | 22 |
| 3,155 | | 3,220 | -65 |
| 6,026 | | 5,750 | 276 |

Form 990PF Part IV - Capital Gains and Losses for Tax on Investment Income - Columns i - l

| Complete only for assets showing gain in column (h) and owned by the foundation on 12/31/69 | | | (I) Gains (Col (h) gain minus col (k), but not less than -0-) or Losses (from col (h)) |
|---|--------------------------------------|---|--|
| (i) F M V as of 12/31/69 | Adjusted basis (j) as of 12/31/69 | Excess of col (i) (k) over col (j), if any | |
| | | | 42 |
| | | | -86 |
| | | | 15 |
| | | | 1 |
| | | | 5 |
| | | | 13,770 |
| | | | -11 |
| | | | 22 |
| | | | -65 |
| | | | 276 |

| Form 990PF Part IV - Capital Gains and Losses for Tax on Investment Income - Columns a - d | | | |
|--|---|---|-------------------------------------|
| List and describe the kind(s) of property sold (e g , real estate, (a) 2-story brick warehouse, or common stock, 200 shs MLC Co) | (b) How acquired P—Purchase D—Donation | (c) Date acquired (mo , day, yr) | (d) Date sold (mo , day, yr) |
| OLD DOMINION FGHT LINE INC COM | P | 2012-04-26 | 2017-09-26 |
| OLD DOMINION FGHT LINE INC COM | P | 2012-10-31 | 2017-09-26 |
| OLD DOMINION FGHT LINE INC COM | P | 2012-11-01 | 2017-09-26 |
| OLD DOMINION FGHT LINE INC COM | P | 2013-06-12 | 2017-09-26 |
| OMNICOM GROUP INC COM | P | 2012-11-13 | 2017-09-26 |
| OMNICOM GROUP INC COM | P | 2012-11-13 | 2017-09-26 |
| OMNICOM GROUP INC COM | P | 2012-11-13 | 2017-09-26 |
| OMNICOM GROUP INC COM | P | 2012-11-13 | 2017-09-26 |
| OMNICOM GROUP INC COM | P | 2012-11-14 | 2017-09-26 |
| OMNICOM GROUP INC COM | P | 2012-11-14 | 2017-09-26 |

Form 990PF Part IV - Capital Gains and Losses for Tax on Investment Income - Columns e - h

| (e) Gross sales price | (f) Depreciation allowed (or allowable) | (g) Cost or other basis plus expense of sale | (h) Gain or (loss) (e) plus (f) minus (g) |
|-----------------------|--|---|--|
| 17,957 | | 4,985 | 12,972 |
| 47,742 | | 14,893 | 32,849 |
| 11,613 | | 3,641 | 7,972 |
| 6,452 | | 2,573 | 3,879 |
| 1,879 | | 1,170 | 709 |
| 1,879 | | 1,171 | 708 |
| 1,879 | | 1,175 | 704 |
| 1,879 | | 1,170 | 709 |
| 5,636 | | 3,493 | 2,143 |
| 7,514 | | 4,672 | 2,842 |

Form 990PF Part IV - Capital Gains and Losses for Tax on Investment Income - Columns i - l

| Complete only for assets showing gain in column (h) and owned by the foundation on 12/31/69 | | | (I) Gains (Col (h) gain minus col (k), but not less than -0-) or Losses (from col (h)) |
|---|--------------------------------------|---|--|
| (i) F M V as of 12/31/69 | (j) Adjusted basis as of 12/31/69 | (k) Excess of col (i) over col (j), if any | |
| | | | 12,972 |
| | | | 32,849 |
| | | | 7,972 |
| | | | 3,879 |
| | | | 709 |
| | | | 708 |
| | | | 704 |
| | | | 709 |
| | | | 2,143 |
| | | | 2,842 |

| Form 990PF Part IV - Capital Gains and Losses for Tax on Investment Income - Columns a - d | | | |
|--|---|---|-------------------------------------|
| List and describe the kind(s) of property sold (e g , real estate, (a) 2-story brick warehouse, or common stock, 200 shs MLC Co) | (b) How acquired P—Purchase D—Donation | (c) Date acquired (mo , day, yr) | (d) Date sold (mo , day, yr) |
| OMNICOM GROUP INC COM | P | 2012-11-20 | 2017-09-26 |
| OMNICOM GROUP INC COM | P | 2012-12-14 | 2017-09-26 |
| OMNICOM GROUP INC COM | P | 2012-12-18 | 2017-09-26 |
| OMNICOM GROUP INC COM | P | 2012-12-19 | 2017-09-26 |
| OMNICOM GROUP INC COM | P | 2012-12-19 | 2017-09-26 |
| OMNICOM GROUP INC COM | P | 2013-01-14 | 2017-09-26 |
| OMNICOM GROUP INC COM | P | 2013-01-15 | 2017-09-26 |
| OMNICOM GROUP INC COM | P | 2013-01-16 | 2017-09-26 |
| OMNICOM GROUP INC COM | P | 2013-01-23 | 2017-09-26 |
| OMNICOM GROUP INC COM | P | 2013-01-28 | 2017-09-26 |

Form 990PF Part IV - Capital Gains and Losses for Tax on Investment Income - Columns e - h

| (e) Gross sales price | (f) Depreciation allowed (or allowable) | (g) Cost or other basis plus expense of sale | (h) Gain or (loss) (e) plus (f) minus (g) |
|-----------------------|--|---|--|
| 18,785 | | 11,667 | 7,118 |
| 16,907 | | 11,079 | 5,828 |
| 1,879 | | 1,247 | 632 |
| 5,636 | | 3,805 | 1,831 |
| 3,757 | | 2,536 | 1,221 |
| 41,327 | | 28,744 | 12,583 |
| 15,028 | | 10,452 | 4,576 |
| 266,748 | | 186,584 | 80,164 |
| 35,692 | | 25,368 | 10,324 |
| 99,561 | | 71,496 | 28,065 |

Form 990PF Part IV - Capital Gains and Losses for Tax on Investment Income - Columns i - l

| Complete only for assets showing gain in column (h) and owned by the foundation on 12/31/69 | | | (I) Gains (Col (h) gain minus col (k), but not less than -0-) or Losses (from col (h)) |
|---|--------------------------------------|---|--|
| (i) F M V as of 12/31/69 | (j) Adjusted basis as of 12/31/69 | (k) Excess of col (i) over col (j), if any | |
| | | | 7,118 |
| | | | 5,828 |
| | | | 632 |
| | | | 1,831 |
| | | | 1,221 |
| | | | 12,583 |
| | | | 4,576 |
| | | | 80,164 |
| | | | 10,324 |
| | | | 28,065 |

| Form 990PF Part IV - Capital Gains and Losses for Tax on Investment Income - Columns a - d | | | |
|--|---|---|-------------------------------------|
| List and describe the kind(s) of property sold (e g , real estate, (a) 2-story brick warehouse, or common stock, 200 shs MLC Co) | (b) How acquired P—Purchase D—Donation | (c) Date acquired (mo , day, yr) | (d) Date sold (mo , day, yr) |
| OMNICOM GROUP INC COM | P | 2015-08-03 | 2017-09-26 |
| OMNICOM GROUP INC COM | P | 2016-10-25 | 2017-09-26 |
| OMNICOM GROUP INC COM | P | 2017-06-15 | 2017-09-26 |
| OMNICOM GROUP INC COM | P | 2017-06-16 | 2017-09-26 |
| OMNICOM GROUP INC COM | P | 2017-06-19 | 2017-09-26 |
| OMNICOM GROUP INC COM | P | 2017-06-20 | 2017-09-26 |
| OMNICOM GROUP INC COM | P | 2017-08-25 | 2017-09-26 |
| ON SEMICONDUCTOR CORP COM | P | 2014-05-14 | 2017-09-26 |
| ON SEMICONDUCTOR CORP COM | P | 2014-10-24 | 2017-09-26 |
| ON SEMICONDUCTOR CORP COM | P | 2014-10-27 | 2017-09-26 |

Form 990PF Part IV - Capital Gains and Losses for Tax on Investment Income - Columns e - h

| (e) Gross sales price | (f) Depreciation allowed (or allowable) | (g) Cost or other basis plus expense of sale | (h) Gain or (loss) (e) plus (f) minus (g) |
|-----------------------|--|---|--|
| 13,150 | | 12,728 | 422 |
| 86,411 | | 92,535 | -6,124 |
| 17,282 | | 18,957 | -1,675 |
| 34,489 | | 38,174 | -3,685 |
| 45,836 | | 51,020 | -5,184 |
| 19,612 | | 21,698 | -2,086 |
| 45,460 | | 44,695 | 765 |
| 10,520 | | 5,092 | 5,428 |
| 1,328 | | 595 | 733 |
| 4,870 | | 2,170 | 2,700 |

Form 990PF Part IV - Capital Gains and Losses for Tax on Investment Income - Columns i - l

| Complete only for assets showing gain in column (h) and owned by the foundation on 12/31/69 | | | (I) Gains (Col (h) gain minus col (k), but not less than -0-) or Losses (from col (h)) |
|---|--------------------------------------|---|--|
| (i) F M V as of 12/31/69 | (j) Adjusted basis as of 12/31/69 | (k) Excess of col (i) over col (j), if any | |
| | | | 422 |
| | | | -6,124 |
| | | | -1,675 |
| | | | -3,685 |
| | | | -5,184 |
| | | | -2,086 |
| | | | 765 |
| | | | 5,428 |
| | | | 733 |
| | | | 2,700 |

| Form 990PF Part IV - Capital Gains and Losses for Tax on Investment Income - Columns a - d | | | |
|--|---|---|-------------------------------------|
| List and describe the kind(s) of property sold (e g , real estate, (a) 2-story brick warehouse, or common stock, 200 shs MLC Co) | (b) How acquired P—Purchase D—Donation | (c) Date acquired (mo , day, yr) | (d) Date sold (mo , day, yr) |
| ON SEMICONDUCTOR CORP COM | P | 2014-10-29 | 2017-09-26 |
| ON SEMICONDUCTOR CORP COM | P | 2014-10-29 | 2017-09-26 |
| ON SEMICONDUCTOR CORP COM | P | 2014-10-30 | 2017-09-26 |
| ON SEMICONDUCTOR CORP COM | P | 2014-10-30 | 2017-09-26 |
| ON SEMICONDUCTOR CORP COM | P | 2014-10-30 | 2017-09-26 |
| ON SEMICONDUCTOR CORP COM | P | 2014-10-30 | 2017-09-26 |
| ON SEMICONDUCTOR CORP COM | P | 2014-10-30 | 2017-09-26 |
| ON SEMICONDUCTOR CORP COM | P | 2014-10-30 | 2017-09-26 |
| ON SEMICONDUCTOR CORP COM | P | 2014-10-30 | 2017-09-26 |
| ON SEMICONDUCTOR CORP COM | P | 2014-10-30 | 2017-09-26 |
| ON SEMICONDUCTOR CORP COM | P | 2014-11-03 | 2017-09-26 |

Form 990PF Part IV - Capital Gains and Losses for Tax on Investment Income - Columns e - h

| (e) Gross sales price | (f) Depreciation allowed (or allowable) | (g) Cost or other basis plus expense of sale | (h) Gain or (loss) (e) plus (f) minus (g) |
|-----------------------|--|---|--|
| 5,313 | | 2,431 | 2,882 |
| 3,099 | | 1,416 | 1,683 |
| 1,328 | | 595 | 733 |
| 3,099 | | 1,388 | 1,711 |
| 2,214 | | 1,006 | 1,208 |
| 8,855 | | 3,982 | 4,873 |
| 8,855 | | 3,971 | 4,884 |
| 4,870 | | 2,182 | 2,688 |
| 4,870 | | 2,185 | 2,685 |
| 3,099 | | 1,439 | 1,660 |

Form 990PF Part IV - Capital Gains and Losses for Tax on Investment Income - Columns i - l

| Complete only for assets showing gain in column (h) and owned by the foundation on 12/31/69 | | | (l) Gains (Col (h) gain minus col (k), but not less than -0-) or Losses (from col (h)) |
|---|-----------------------------------|--|--|
| (i) F M V as of 12/31/69 | (j) Adjusted basis as of 12/31/69 | (k) Excess of col (i) over col (j), if any | |
| | | | 2,882 |
| | | | 1,683 |
| | | | 733 |
| | | | 1,711 |
| | | | 1,208 |
| | | | 4,873 |
| | | | 4,884 |
| | | | 2,688 |
| | | | 2,685 |
| | | | 1,660 |

| Form 990PF Part IV - Capital Gains and Losses for Tax on Investment Income - Columns a - d | | | |
|--|---|---|-------------------------------------|
| List and describe the kind(s) of property sold (e g , real estate, (a) 2-story brick warehouse, or common stock, 200 shs MLC Co) | (b) How acquired P—Purchase D—Donation | (c) Date acquired (mo , day, yr) | (d) Date sold (mo , day, yr) |
| ON SEMICONDUCTOR CORP COM | P | 2014-11-06 | 2017-09-26 |
| ON SEMICONDUCTOR CORP COM | P | 2014-11-06 | 2017-09-26 |
| ON SEMICONDUCTOR CORP COM | P | 2014-11-11 | 2017-09-26 |
| ON SEMICONDUCTOR CORP COM | P | 2014-11-11 | 2017-09-26 |
| ON SEMICONDUCTOR CORP COM | P | 2014-11-12 | 2017-09-26 |
| ON SEMICONDUCTOR CORP COM | P | 2016-02-18 | 2017-09-26 |
| ON SEMICONDUCTOR CORP COM | P | 2017-04-12 | 2017-09-26 |
| ORACLE CORP COM | P | 2013-01-11 | 2017-09-26 |
| ORACLE CORP COM | P | 2013-01-16 | 2017-09-26 |
| ORACLE CORP COM | P | 2013-04-09 | 2017-09-26 |

Form 990PF Part IV - Capital Gains and Losses for Tax on Investment Income - Columns e - h

| (e) Gross sales price | (f) Depreciation allowed (or allowable) | (g) Cost or other basis plus expense of sale | (h) Gain or (loss) (e) plus (f) minus (g) |
|-----------------------|--|---|--|
| 1,771 | | 827 | 944 |
| 6,198 | | 2,895 | 3,303 |
| 12,840 | | 6,011 | 6,829 |
| 3,542 | | 1,656 | 1,886 |
| 886 | | 414 | 472 |
| 54,635 | | 23,740 | 30,895 |
| 3,453 | | 2,783 | 670 |
| 224,010 | | 163,267 | 60,743 |
| 109,010 | | 79,193 | 29,817 |
| 77,864 | | 52,917 | 24,947 |

Form 990PF Part IV - Capital Gains and Losses for Tax on Investment Income - Columns i - l

| Complete only for assets showing gain in column (h) and owned by the foundation on 12/31/69 | | | (I) Gains (Col (h) gain minus col (k), but not less than -0-) or Losses (from col (h)) |
|---|--------------------------------------|---|---|
| (i) F M V as of 12/31/69 | (j) Adjusted basis as of 12/31/69 | (k) Excess of col (i) over col (j), if any | |
| | | | 944 |
| | | | 3,303 |
| | | | 6,829 |
| | | | 1,886 |
| | | | 472 |
| | | | 30,895 |
| | | | 670 |
| | | | 60,743 |
| | | | 29,817 |
| | | | 24,947 |

| Form 990PF Part IV - Capital Gains and Losses for Tax on Investment Income - Columns a - d | | | |
|--|---|---|-------------------------------------|
| List and describe the kind(s) of property sold (e g , real estate, (a) 2-story brick warehouse, or common stock, 200 shs MLC Co) | (b) How acquired P—Purchase D—Donation | (c) Date acquired (mo , day, yr) | (d) Date sold (mo , day, yr) |
| ORACLE CORP COM | P | 2013-07-10 | 2017-09-26 |
| ORACLE CORP COM | P | 2013-07-10 | 2017-09-26 |
| ORACLE CORP COM | P | 2013-07-10 | 2017-09-26 |
| ORACLE CORP COM | P | 2013-08-13 | 2017-09-26 |
| ORACLE CORP COM | P | 2013-10-10 | 2017-09-26 |
| ORACLE CORP COM | P | 2015-08-03 | 2017-09-26 |
| ORACLE CORP COM | P | 2016-10-25 | 2017-09-26 |
| ORACLE CORP COM | P | 2016-12-21 | 2017-09-26 |
| OWENS & MINOR INC NEW COM | P | 2014-12-23 | 2017-09-26 |
| OWENS & MINOR INC NEW COM | P | 2014-12-24 | 2017-09-26 |

Form 990PF Part IV - Capital Gains and Losses for Tax on Investment Income - Columns e - h

| (e) Gross sales price | Depreciation allowed (f) (or allowable) | Cost or other basis (g) plus expense of sale | Gain or (loss) (h) (e) plus (f) minus (g) |
|-----------------------|--|---|--|
| 4,792 | | 3,118 | 1,674 |
| 11,979 | | 7,802 | 4,177 |
| 4,600 | | 2,991 | 1,609 |
| 204,843 | | 142,079 | 62,764 |
| 218,021 | | 148,809 | 69,212 |
| 228,850 | | 189,703 | 39,147 |
| 171,302 | | 137,046 | 34,256 |
| 33,542 | | 27,137 | 6,405 |
| 2,848 | | 3,505 | -657 |
| 3,560 | | 4,421 | -861 |

Form 990PF Part IV - Capital Gains and Losses for Tax on Investment Income - Columns i - l

| Complete only for assets showing gain in column (h) and owned by the foundation on 12/31/69 | | | (I) Gains (Col (h) gain minus col (k), but not less than -0-) or Losses (from col (h)) |
|---|--------------------------------------|---|--|
| (i) F M V as of 12/31/69 | Adjusted basis (j) as of 12/31/69 | Excess of col (i) (k) over col (j), if any | |
| | | | 1,674 |
| | | | 4,177 |
| | | | 1,609 |
| | | | 62,764 |
| | | | 69,212 |
| | | | 39,147 |
| | | | 34,256 |
| | | | 6,405 |
| | | | -657 |
| | | | -861 |

| Form 990PF Part IV - Capital Gains and Losses for Tax on Investment Income - Columns a - d | | | |
|--|---|---|-------------------------------------|
| List and describe the kind(s) of property sold (e g , real estate, (a) 2-story brick warehouse, or common stock, 200 shs MLC Co) | (b) How acquired P—Purchase D—Donation | (c) Date acquired (mo , day, yr) | (d) Date sold (mo , day, yr) |
| OWENS & MINOR INC NEW COM | P | 2014-12-26 | 2017-09-26 |
| OWENS & MINOR INC NEW COM | P | 2014-12-29 | 2017-09-26 |
| OWENS & MINOR INC NEW COM | P | 2015-03-19 | 2017-09-26 |
| OWENS & MINOR INC NEW COM | P | 2015-03-20 | 2017-09-26 |
| OWENS & MINOR INC NEW COM | P | 2015-03-23 | 2017-09-26 |
| OWENS & MINOR INC NEW COM | P | 2015-03-24 | 2017-09-26 |
| OWENS & MINOR INC NEW COM | P | 2015-03-25 | 2017-09-26 |
| OWENS & MINOR INC NEW COM | P | 2015-03-26 | 2017-09-26 |
| OWENS & MINOR INC NEW COM | P | 2016-09-09 | 2017-09-26 |
| OWENS & MINOR INC NEW COM | P | 2016-09-12 | 2017-09-26 |

Form 990PF Part IV - Capital Gains and Losses for Tax on Investment Income - Columns e - h

| (e) Gross sales price | (f) Depreciation allowed (or allowable) | (g) Cost or other basis plus expense of sale | (h) Gain or (loss) (e) plus (f) minus (g) |
|-----------------------|--|---|--|
| 17,086 | | 21,262 | -4,176 |
| 2,848 | | 3,543 | -695 |
| 712 | | 855 | -143 |
| 4,983 | | 5,993 | -1,010 |
| 7,119 | | 8,585 | -1,466 |
| 4,271 | | 5,149 | -878 |
| 4,983 | | 5,981 | -998 |
| 712 | | 848 | -136 |
| 6,977 | | 8,191 | -1,214 |
| 7,916 | | 9,334 | -1,418 |

Form 990PF Part IV - Capital Gains and Losses for Tax on Investment Income - Columns i - l

| Complete only for assets showing gain in column (h) and owned by the foundation on 12/31/69 | | | (l) Gains (Col (h) gain minus col (k), but not less than -0-) or Losses (from col (h)) |
|---|--------------------------------------|---|--|
| (i) F M V as of 12/31/69 | (j) Adjusted basis as of 12/31/69 | (k) Excess of col (i) over col (j), if any | |
| | | | -4,176 |
| | | | -695 |
| | | | -143 |
| | | | -1,010 |
| | | | -1,466 |
| | | | -878 |
| | | | -998 |
| | | | -136 |
| | | | -1,214 |
| | | | -1,418 |

| Form 990PF Part IV - Capital Gains and Losses for Tax on Investment Income - Columns a - d | | | |
|--|---|---|-------------------------------------|
| List and describe the kind(s) of property sold (e g , real estate, (a) 2-story brick warehouse, or common stock, 200 shs MLC Co) | (b) How acquired P—Purchase D—Donation | (c) Date acquired (mo , day, yr) | (d) Date sold (mo , day, yr) |
| OWENS & MINOR INC NEW COM | P | 2016-09-13 | 2017-09-26 |
| OWENS & MINOR INC NEW COM | P | 2016-09-14 | 2017-09-26 |
| OWENS & MINOR INC NEW COM | P | 2016-09-16 | 2017-09-26 |
| OWENS & MINOR INC NEW COM | P | 2016-09-19 | 2017-09-26 |
| OWENS & MINOR INC NEW COM | P | 2016-09-20 | 2017-09-26 |
| OWENS & MINOR INC NEW COM | P | 2016-09-21 | 2017-09-26 |
| OWENS & MINOR INC NEW COM | P | 2016-09-23 | 2017-09-26 |
| OWENS & MINOR INC NEW COM | P | 2016-09-26 | 2017-09-26 |
| OWENS & MINOR INC NEW COM | P | 2016-09-29 | 2017-09-26 |
| OWENS & MINOR INC NEW COM | P | 2016-10-03 | 2017-09-26 |

Form 990PF Part IV - Capital Gains and Losses for Tax on Investment Income - Columns e - h

| (e) Gross sales price | Depreciation allowed (f) (or allowable) | Cost or other basis (g) plus expense of sale | Gain or (loss) (h) (e) plus (f) minus (g) |
|-----------------------|--|---|--|
| 4,271 | | 5,039 | -768 |
| 10,736 | | 12,595 | -1,859 |
| 4,898 | | 5,810 | -912 |
| 1,054 | | 1,247 | -193 |
| 3,560 | | 4,221 | -661 |
| 2,022 | | 2,393 | -371 |
| 4,129 | | 4,996 | -867 |
| 1,424 | | 1,728 | -304 |
| 3,560 | | 4,309 | -749 |
| 655 | | 793 | -138 |

Form 990PF Part IV - Capital Gains and Losses for Tax on Investment Income - Columns i - l

| Complete only for assets showing gain in column (h) and owned by the foundation on 12/31/69 | | | (I) Gains (Col (h) gain minus col (k), but not less than -0-) or Losses (from col (h)) |
|---|--------------------------------------|---|--|
| (i) F M V as of 12/31/69 | Adjusted basis (j) as of 12/31/69 | Excess of col (i) (k) over col (j), if any | |
| | | | -768 |
| | | | -1,859 |
| | | | -912 |
| | | | -193 |
| | | | -661 |
| | | | -371 |
| | | | -867 |
| | | | -304 |
| | | | -749 |
| | | | -138 |

| Form 990PF Part IV - Capital Gains and Losses for Tax on Investment Income - Columns a - d | | | |
|--|---|---|-------------------------------------|
| List and describe the kind(s) of property sold (e g , real estate, (a) 2-story brick warehouse, or common stock, 200 shs MLC Co) | (b) How acquired P—Purchase D—Donation | (c) Date acquired (mo , day, yr) | (d) Date sold (mo , day, yr) |
| OWENS & MINOR INC NEW COM | P | 2016-11-22 | 2017-09-26 |
| OWENS & MINOR INC NEW COM | P | 2016-11-23 | 2017-09-26 |
| OWENS & MINOR INC NEW COM | P | 2016-11-29 | 2017-09-26 |
| PARKER-HANNIFIN CORP COM | P | 2013-06-05 | 2017-09-26 |
| PARKER-HANNIFIN CORP COM | P | 2013-06-05 | 2017-09-26 |
| PARKER-HANNIFIN CORP COM | P | 2013-06-06 | 2017-09-26 |
| PARKER-HANNIFIN CORP COM | P | 2013-06-12 | 2017-09-26 |
| PARKER-HANNIFIN CORP COM | P | 2013-06-13 | 2017-09-26 |
| PARKER-HANNIFIN CORP COM | P | 2013-06-20 | 2017-09-26 |
| PARKER-HANNIFIN CORP COM | P | 2013-06-20 | 2017-09-26 |

Form 990PF Part IV - Capital Gains and Losses for Tax on Investment Income - Columns e - h

| (e) Gross sales price | (f) Depreciation allowed (or allowable) | (g) Cost or other basis plus expense of sale | (h) Gain or (loss) (e) plus (f) minus (g) |
|-----------------------|--|---|--|
| 2,136 | | 2,534 | -398 |
| 12,102 | | 14,526 | -2,424 |
| 2,136 | | 2,575 | -439 |
| 8,702 | | 4,827 | 3,875 |
| 4,351 | | 2,413 | 1,938 |
| 4,351 | | 2,410 | 1,941 |
| 4,351 | | 2,423 | 1,928 |
| 4,351 | | 2,411 | 1,940 |
| 4,351 | | 2,394 | 1,957 |
| 8,702 | | 4,805 | 3,897 |

Form 990PF Part IV - Capital Gains and Losses for Tax on Investment Income - Columns i - l

| Complete only for assets showing gain in column (h) and owned by the foundation on 12/31/69 | | | (l) Gains (Col (h) gain minus col (k), but not less than -0-) or Losses (from col (h)) |
|---|--------------------------------------|---|--|
| (i) F M V as of 12/31/69 | (j) Adjusted basis as of 12/31/69 | (k) Excess of col (i) over col (j), if any | |
| | | | -398 |
| | | | -2,424 |
| | | | -439 |
| | | | 3,875 |
| | | | 1,938 |
| | | | 1,941 |
| | | | 1,928 |
| | | | 1,940 |
| | | | 1,957 |
| | | | 3,897 |

| Form 990PF Part IV - Capital Gains and Losses for Tax on Investment Income - Columns a - d | | | |
|--|---|---|-------------------------------------|
| List and describe the kind(s) of property sold (e g , real estate, (a) 2-story brick warehouse, or common stock, 200 shs MLC Co) | (b) How acquired P—Purchase D—Donation | (c) Date acquired (mo , day, yr) | (d) Date sold (mo , day, yr) |
| PARKER-HANNIFIN CORP COM | P | 2013-06-20 | 2017-09-26 |
| PARKER-HANNIFIN CORP COM | P | 2013-06-21 | 2017-09-26 |
| PARKER-HANNIFIN CORP COM | P | 2013-06-21 | 2017-09-26 |
| PARKER-HANNIFIN CORP COM | P | 2013-06-21 | 2017-09-26 |
| PARKER-HANNIFIN CORP COM | P | 2013-06-21 | 2017-09-26 |
| PARKER-HANNIFIN CORP COM | P | 2013-06-24 | 2017-09-26 |
| PARKER-HANNIFIN CORP COM | P | 2013-06-25 | 2017-09-26 |
| PARKER-HANNIFIN CORP COM | P | 2013-06-25 | 2017-09-26 |
| PARKER-HANNIFIN CORP COM | P | 2013-06-26 | 2017-09-26 |
| PARKER-HANNIFIN CORP COM | P | 2013-06-26 | 2017-09-26 |

Form 990PF Part IV - Capital Gains and Losses for Tax on Investment Income - Columns e - h

| (e) Gross sales price | Depreciation allowed (f) (or allowable) | Cost or other basis (g) plus expense of sale | Gain or (loss) (h) (e) plus (f) minus (g) |
|-----------------------|--|---|--|
| 8,702 | | 4,814 | 3,888 |
| 8,702 | | 4,773 | 3,929 |
| 13,053 | | 7,118 | 5,935 |
| 26,105 | | 14,254 | 11,851 |
| 8,702 | | 4,747 | 3,955 |
| 19,666 | | 10,511 | 9,155 |
| 21,755 | | 11,703 | 10,052 |
| 4,351 | | 2,354 | 1,997 |
| 21,755 | | 11,879 | 9,876 |
| 4,351 | | 2,389 | 1,962 |

Form 990PF Part IV - Capital Gains and Losses for Tax on Investment Income - Columns i - l

| Complete only for assets showing gain in column (h) and owned by the foundation on 12/31/69 | | | (I) Gains (Col (h) gain minus col (k), but not less than -0-) or Losses (from col (h)) |
|---|--------------------------------------|---|---|
| (i) F M V as of 12/31/69 | Adjusted basis (j) as of 12/31/69 | Excess of col (i) (k) over col (j), if any | |
| | | | 3,888 |
| | | | 3,929 |
| | | | 5,935 |
| | | | 11,851 |
| | | | 3,955 |
| | | | 9,155 |
| | | | 10,052 |
| | | | 1,997 |
| | | | 9,876 |
| | | | 1,962 |

| Form 990PF Part IV - Capital Gains and Losses for Tax on Investment Income - Columns a - d | | | |
|--|---|---|-------------------------------------|
| List and describe the kind(s) of property sold (e g , real estate, (a) 2-story brick warehouse, or common stock, 200 shs MLC Co) | (b) How acquired P—Purchase D—Donation | (c) Date acquired (mo , day, yr) | (d) Date sold (mo , day, yr) |
| PARKER-HANNIFIN CORP COM | P | 2013-06-26 | 2017-09-26 |
| PARKER-HANNIFIN CORP COM | P | 2013-06-26 | 2017-09-26 |
| PARKER-HANNIFIN CORP COM | P | 2013-06-27 | 2017-09-26 |
| PARKER-HANNIFIN CORP COM | P | 2013-06-28 | 2017-09-26 |
| PARKER-HANNIFIN CORP COM | P | 2013-07-02 | 2017-09-26 |
| PARKER-HANNIFIN CORP COM | P | 2013-07-02 | 2017-09-26 |
| PARKER-HANNIFIN CORP COM | P | 2013-07-03 | 2017-09-26 |
| PARKER-HANNIFIN CORP COM | P | 2013-07-08 | 2017-09-26 |
| PARKER-HANNIFIN CORP COM | P | 2013-07-08 | 2017-09-26 |
| PARKER-HANNIFIN CORP COM | P | 2013-07-08 | 2017-09-26 |
| PARKER-HANNIFIN CORP COM | P | 2013-07-08 | 2017-09-26 |

Form 990PF Part IV - Capital Gains and Losses for Tax on Investment Income - Columns e - h

| (e) Gross sales price | Depreciation allowed (f) (or allowable) | Cost or other basis (g) plus expense of sale | Gain or (loss) (h) (e) plus (f) minus (g) |
|-----------------------|--|---|--|
| 8,702 | | 4,756 | 3,946 |
| 8,702 | | 4,765 | 3,937 |
| 13,053 | | 7,203 | 5,850 |
| 69,614 | | 38,376 | 31,238 |
| 8,702 | | 4,782 | 3,920 |
| 26,105 | | 14,397 | 11,708 |
| 4,351 | | 2,385 | 1,966 |
| 13,053 | | 7,229 | 5,824 |
| 4,351 | | 2,422 | 1,929 |
| 8,702 | | 4,827 | 3,875 |

Form 990PF Part IV - Capital Gains and Losses for Tax on Investment Income - Columns i - l

| Complete only for assets showing gain in column (h) and owned by the foundation on 12/31/69 | | | (I) Gains (Col (h) gain minus col (k), but not less than -0-) or Losses (from col (h)) |
|---|--------------------------------------|---|---|
| (i) F M V as of 12/31/69 | Adjusted basis (j) as of 12/31/69 | Excess of col (i) (k) over col (j), if any | |
| | | | 3,946 |
| | | | 3,937 |
| | | | 5,850 |
| | | | 31,238 |
| | | | 3,920 |
| | | | 11,708 |
| | | | 1,966 |
| | | | 5,824 |
| | | | 1,929 |
| | | | 3,875 |

| Form 990PF Part IV - Capital Gains and Losses for Tax on Investment Income - Columns a - d | | | |
|--|---|---|-------------------------------------|
| List and describe the kind(s) of property sold (e g , real estate, (a) 2-story brick warehouse, or common stock, 200 shs MLC Co) | (b) How acquired P—Purchase D—Donation | (c) Date acquired (mo , day, yr) | (d) Date sold (mo , day, yr) |
| PARKER-HANNIFIN CORP COM | P | 2015-12-31 | 2017-09-26 |
| PARKER-HANNIFIN CORP COM | P | 2016-01-04 | 2017-09-26 |
| PENUMBRA INC COM | P | 2017-01-06 | 2017-09-26 |
| PENUMBRA INC COM | P | 2017-01-09 | 2017-09-26 |
| PENUMBRA INC COM | P | 2017-01-10 | 2017-09-26 |
| PENUMBRA INC COM | P | 2017-01-11 | 2017-09-26 |
| PENUMBRA INC COM | P | 2017-01-13 | 2017-09-26 |
| PENUMBRA INC COM | P | 2017-01-17 | 2017-09-26 |
| PENUMBRA INC COM | P | 2017-01-18 | 2017-09-26 |
| PFIZER INC COM | P | 2015-08-03 | 2017-09-26 |

Form 990PF Part IV - Capital Gains and Losses for Tax on Investment Income - Columns e - h

| (e) Gross sales price | Depreciation allowed (f) (or allowable) | Cost or other basis (g) plus expense of sale | Gain or (loss) (h) (e) plus (f) minus (g) |
|-----------------------|--|---|--|
| 522 | | 292 | 230 |
| 26,105 | | 14,269 | 11,836 |
| 1,491 | | 1,149 | 342 |
| 4,297 | | 3,403 | 894 |
| 11,051 | | 8,885 | 2,166 |
| 8,507 | | 6,916 | 1,591 |
| 5,701 | | 4,820 | 881 |
| 3,771 | | 3,154 | 617 |
| 4,122 | | 3,478 | 644 |
| 75,618 | | 77,491 | -1,873 |

Form 990PF Part IV - Capital Gains and Losses for Tax on Investment Income - Columns i - l

| Complete only for assets showing gain in column (h) and owned by the foundation on 12/31/69 | | | (I) Gains (Col (h) gain minus col (k), but not less than -0-) or Losses (from col (h)) |
|---|--------------------------------------|---|--|
| (i) F M V as of 12/31/69 | Adjusted basis (j) as of 12/31/69 | Excess of col (i) (k) over col (j), if any | |
| | | | 230 |
| | | | 11,836 |
| | | | 342 |
| | | | 894 |
| | | | 2,166 |
| | | | 1,591 |
| | | | 881 |
| | | | 617 |
| | | | 644 |
| | | | -1,873 |

Form 990PF Part IV - Capital Gains and Losses for Tax on Investment Income - Columns a - d

| List and describe the kind(s) of property sold (e g , real estate, (a) 2-story brick warehouse, or common stock, 200 shs MLC Co) | (b) How acquired P—Purchase D—Donation | (c) Date acquired (mo , day, yr) | (d) Date sold (mo , day, yr) |
|--|---|---|-------------------------------------|
| PG& E CORP COM | P | 2015-08-03 | 2017-09-26 |
| PLY GEM HLDGS INC COM | P | 2016-12-20 | 2017-09-26 |
| PLY GEM HLDGS INC COM | P | 2016-12-27 | 2017-09-26 |
| PLY GEM HLDGS INC COM | P | 2016-12-28 | 2017-09-26 |
| PLY GEM HLDGS INC COM | P | 2016-12-29 | 2017-09-26 |
| PLY GEM HLDGS INC COM | P | 2016-12-30 | 2017-09-26 |
| PLY GEM HLDGS INC COM | P | 2017-01-03 | 2017-09-26 |
| PLY GEM HLDGS INC COM | P | 2017-01-05 | 2017-09-26 |
| PLY GEM HLDGS INC COM | P | 2017-01-06 | 2017-09-26 |
| PLY GEM HLDGS INC COM | P | 2017-01-09 | 2017-09-26 |

Form 990PF Part IV - Capital Gains and Losses for Tax on Investment Income - Columns e - h

| (e) Gross sales price | Depreciation allowed (f) (or allowable) | Cost or other basis (g) plus expense of sale | Gain or (loss) (h) (e) plus (f) minus (g) |
|-----------------------|---|---|--|
| 189,441 | | 144,419 | 45,022 |
| 839 | | 824 | 15 |
| 1,678 | | 1,629 | 49 |
| 839 | | 817 | 22 |
| 419 | | 407 | 12 |
| 2,936 | | 2,837 | 99 |
| 419 | | 404 | 15 |
| 839 | | 828 | 11 |
| 1,678 | | 1,628 | 50 |
| 839 | | 807 | 32 |

Form 990PF Part IV - Capital Gains and Losses for Tax on Investment Income - Columns i - l

| Complete only for assets showing gain in column (h) and owned by the foundation on 12/31/69 | | | Gains (Col (h) gain minus col (k), but not less than -0-) or (l) Losses (from col (h)) |
|---|--------------------------------------|---|--|
| (i) F M V as of 12/31/69 | Adjusted basis (j) as of 12/31/69 | Excess of col (i) (k) over col (j), if any | |
| | | | 45,022 |
| | | | 15 |
| | | | 49 |
| | | | 22 |
| | | | 12 |
| | | | 99 |
| | | | 15 |
| | | | 11 |
| | | | 50 |
| | | | 32 |

| Form 990PF Part IV - Capital Gains and Losses for Tax on Investment Income - Columns a - d | | | |
|--|---|---|-------------------------------------|
| List and describe the kind(s) of property sold (e g , real estate, (a) 2-story brick warehouse, or common stock, 200 shs MLC Co) | (b) How acquired P—Purchase D—Donation | (c) Date acquired (mo , day, yr) | (d) Date sold (mo , day, yr) |
| PLY GEM HLDGS INC COM | P | 2017-01-10 | 2017-09-26 |
| PLY GEM HLDGS INC COM | P | 2017-01-11 | 2017-09-26 |
| PLY GEM HLDGS INC COM | P | 2017-01-11 | 2017-09-26 |
| PLY GEM HLDGS INC COM | P | 2017-01-12 | 2017-09-26 |
| PLY GEM HLDGS INC COM | P | 2017-01-12 | 2017-09-26 |
| PLY GEM HLDGS INC COM | P | 2017-01-13 | 2017-09-26 |
| PLY GEM HLDGS INC COM | P | 2017-01-13 | 2017-09-26 |
| PLY GEM HLDGS INC COM | P | 2017-01-17 | 2017-09-26 |
| PLY GEM HLDGS INC COM | P | 2017-01-18 | 2017-09-26 |
| PLY GEM HLDGS INC COM | P | 2017-01-19 | 2017-09-26 |

Form 990PF Part IV - Capital Gains and Losses for Tax on Investment Income - Columns e - h

| (e) Gross sales price | Depreciation allowed (f) (or allowable) | Cost or other basis (g) plus expense of sale | Gain or (loss) (h) (e) plus (f) minus (g) |
|-----------------------|--|---|--|
| 839 | | 806 | 33 |
| 2,097 | | 2,025 | 72 |
| 5,871 | | 5,639 | 232 |
| 419 | | 405 | 14 |
| 2,516 | | 2,428 | 88 |
| 2,936 | | 2,806 | 130 |
| 3,355 | | 3,227 | 128 |
| 1,527 | | 1,424 | 103 |
| 2,516 | | 2,363 | 153 |
| 839 | | 795 | 44 |

Form 990PF Part IV - Capital Gains and Losses for Tax on Investment Income - Columns i - l

| Complete only for assets showing gain in column (h) and owned by the foundation on 12/31/69 | | | (I) Gains (Col (h) gain minus col (k), but not less than -0-) or Losses (from col (h)) |
|---|--------------------------------------|---|--|
| (i) F M V as of 12/31/69 | Adjusted basis (j) as of 12/31/69 | Excess of col (i) (k) over col (j), if any | |
| | | | 33 |
| | | | 72 |
| | | | 232 |
| | | | 14 |
| | | | 88 |
| | | | 130 |
| | | | 128 |
| | | | 103 |
| | | | 153 |
| | | | 44 |

| Form 990PF Part IV - Capital Gains and Losses for Tax on Investment Income - Columns a - d | | | |
|--|---|---|-------------------------------------|
| List and describe the kind(s) of property sold (e g , real estate, (a) 2-story brick warehouse, or common stock, 200 shs MLC Co) | (b) How acquired P—Purchase D—Donation | (c) Date acquired (mo , day, yr) | (d) Date sold (mo , day, yr) |
| PLY GEM HLDGS INC COM | P | 2017-01-24 | 2017-09-26 |
| PLY GEM HLDGS INC COM | P | 2017-01-30 | 2017-09-26 |
| PLY GEM HLDGS INC COM | P | 2017-02-01 | 2017-09-26 |
| PPG IND INC COM | P | 2015-08-03 | 2017-09-26 |
| PRIMORIS SVCS CORP COM | P | 2016-11-16 | 2017-09-26 |
| PRIMORIS SVCS CORP COM | P | 2016-11-16 | 2017-09-26 |
| PRIMORIS SVCS CORP COM | P | 2016-11-17 | 2017-09-26 |
| PRIMORIS SVCS CORP COM | P | 2017-01-05 | 2017-09-26 |
| PRIMORIS SVCS CORP COM | P | 2017-01-10 | 2017-09-26 |
| PRIMORIS SVCS CORP COM | P | 2017-01-11 | 2017-09-26 |

Form 990PF Part IV - Capital Gains and Losses for Tax on Investment Income - Columns e - h

| (e) Gross sales price | (f) Depreciation allowed (or allowable) | (g) Cost or other basis plus expense of sale | (h) Gain or (loss) (e) plus (f) minus (g) |
|-----------------------|--|---|--|
| 419 | | 414 | 5 |
| 1,258 | | 1,206 | 52 |
| 2,936 | | 2,865 | 71 |
| 29,086 | | 28,912 | 174 |
| 5,155 | | 4,241 | 914 |
| 15,031 | | 12,330 | 2,701 |
| 4,663 | | 3,836 | 827 |
| 1,767 | | 1,394 | 373 |
| 1,101 | | 869 | 232 |
| 2,462 | | 1,968 | 494 |

Form 990PF Part IV - Capital Gains and Losses for Tax on Investment Income - Columns i - l

| Complete only for assets showing gain in column (h) and owned by the foundation on 12/31/69 | | | (I) Gains (Col (h) gain minus col (k), but not less than -0-) or Losses (from col (h)) |
|---|--------------------------------------|---|--|
| (i) F M V as of 12/31/69 | (j) Adjusted basis as of 12/31/69 | (k) Excess of col (i) over col (j), if any | |
| | | | 5 |
| | | | 52 |
| | | | 71 |
| | | | 174 |
| | | | 914 |
| | | | 2,701 |
| | | | 827 |
| | | | 373 |
| | | | 232 |
| | | | 494 |

| Form 990PF Part IV - Capital Gains and Losses for Tax on Investment Income - Columns a - d | | | |
|--|---|---|-------------------------------------|
| List and describe the kind(s) of property sold (e g , real estate, (a) 2-story brick warehouse, or common stock, 200 shs MLC Co) | (b) How acquired P—Purchase D—Donation | (c) Date acquired (mo , day, yr) | (d) Date sold (mo , day, yr) |
| PRIMORIS SVCS CORP COM | P | 2017-01-13 | 2017-09-26 |
| PRIMORIS SVCS CORP COM | P | 2017-01-18 | 2017-09-26 |
| PRIMORIS SVCS CORP COM | P | 2017-01-19 | 2017-09-26 |
| PRIMORIS SVCS CORP COM | P | 2017-01-26 | 2017-09-26 |
| PRIMORIS SVCS CORP COM | P | 2017-01-27 | 2017-09-26 |
| PRIMORIS SVCS CORP COM | P | 2017-01-30 | 2017-09-26 |
| PROCTER & GAMBLE COM NPV | P | 2015-08-03 | 2017-09-26 |
| Q2 HLDGS INC COM | P | 2017-05-22 | 2017-09-26 |
| Q2 HLDGS INC COM | P | 2017-05-22 | 2017-09-26 |
| Q2 HLDGS INC COM | P | 2017-05-23 | 2017-09-26 |

Form 990PF Part IV - Capital Gains and Losses for Tax on Investment Income - Columns e - h

| (e) Gross sales price | Depreciation allowed (f) (or allowable) | Cost or other basis (g) plus expense of sale | Gain or (loss) (h) (e) plus (f) minus (g) |
|-----------------------|---|---|--|
| 1,854 | | 1,466 | 388 |
| 1,130 | | 902 | 228 |
| 5,068 | | 4,064 | 1,004 |
| 840 | | 696 | 144 |
| 4,866 | | 4,209 | 657 |
| 2,983 | | 2,566 | 417 |
| 141,589 | | 116,754 | 24,835 |
| 1,951 | | 1,931 | 20 |
| 13,137 | | 13,026 | 111 |
| 5,215 | | 5,209 | 6 |

Form 990PF Part IV - Capital Gains and Losses for Tax on Investment Income - Columns i - l

| Complete only for assets showing gain in column (h) and owned by the foundation on 12/31/69 | | | (I) Gains (Col (h) gain minus col (k), but not less than -0-) or Losses (from col (h)) |
|---|--------------------------------------|---|---|
| (i) F M V as of 12/31/69 | Adjusted basis (j) as of 12/31/69 | Excess of col (i) (k) over col (j), if any | |
| | | | 388 |
| | | | 228 |
| | | | 1,004 |
| | | | 144 |
| | | | 657 |
| | | | 417 |
| | | | 24,835 |
| | | | 20 |
| | | | 111 |
| | | | 6 |

Form 990PF Part IV - Capital Gains and Losses for Tax on Investment Income - Columns a - d

| List and describe the kind(s) of property sold (e g , real estate, (a) 2-story brick warehouse, or common stock, 200 shs MLC Co) | (b) How acquired P—Purchase D—Donation | (c) Date acquired (mo , day, yr) | (d) Date sold (mo , day, yr) |
|--|---|---|-------------------------------------|
| Q2 HLDGS INC COM | P | 2017-05-24 | 2017-09-26 |
| Q2 HLDGS INC COM | P | 2017-05-24 | 2017-09-26 |
| Q2 HLDGS INC COM | P | 2017-05-25 | 2017-09-26 |
| Q2 HLDGS INC COM | P | 2017-08-04 | 2017-09-26 |
| Q2 HLDGS INC COM | P | 2017-08-07 | 2017-09-26 |
| QUANTA SVCS INC COM | P | 2016-12-29 | 2017-09-26 |
| QUANTA SVCS INC COM | P | 2016-12-29 | 2017-09-26 |
| QUANTA SVCS INC COM | P | 2017-01-09 | 2017-09-26 |
| QUANTA SVCS INC COM | P | 2017-01-10 | 2017-09-26 |
| QUANTA SVCS INC COM | P | 2017-01-11 | 2017-09-26 |

Form 990PF Part IV - Capital Gains and Losses for Tax on Investment Income - Columns e - h

| (e) Gross sales price | Depreciation allowed (f) (or allowable) | Cost or other basis (g) plus expense of sale | Gain or (loss) (h) (e) plus (f) minus (g) |
|-----------------------|--|---|--|
| 1,990 | | 1,998 | -8 |
| 2,190 | | 2,194 | -4 |
| 11,147 | | 11,176 | -29 |
| 557 | | 524 | 33 |
| 6,011 | | 5,679 | 332 |
| 3,863 | | 3,550 | 313 |
| 7,764 | | 7,153 | 611 |
| 22,879 | | 20,992 | 1,887 |
| 3,751 | | 3,448 | 303 |
| 2,738 | | 2,521 | 217 |

Form 990PF Part IV - Capital Gains and Losses for Tax on Investment Income - Columns i - l

| Complete only for assets showing gain in column (h) and owned by the foundation on 12/31/69 | | | (I) Gains (Col (h) gain minus col (k), but not less than -0-) or Losses (from col (h)) |
|---|--------------------------------------|---|--|
| (i) F M V as of 12/31/69 | Adjusted basis (j) as of 12/31/69 | Excess of col (i) (k) over col (j), if any | |
| | | | -8 |
| | | | -4 |
| | | | -29 |
| | | | 33 |
| | | | 332 |
| | | | 313 |
| | | | 611 |
| | | | 1,887 |
| | | | 303 |
| | | | 217 |

Form 990PF Part IV - Capital Gains and Losses for Tax on Investment Income - Columns a - d

| List and describe the kind(s) of property sold (e g , real estate, (a) 2-story brick warehouse, or common stock, 200 shs MLC Co) | (b) How acquired P—Purchase D—Donation | (c) Date acquired (mo , day, yr) | (d) Date sold (mo , day, yr) |
|--|---|---|-------------------------------------|
| QUANTA SVCS INC COM | P | 2017-04-19 | 2017-09-26 |
| QUANTA SVCS INC COM | P | 2017-04-19 | 2017-09-26 |
| QUANTA SVCS INC COM | P | 2017-04-19 | 2017-09-26 |
| QUANTA SVCS INC COM | P | 2017-04-24 | 2017-09-26 |
| QUANTA SVCS INC COM | P | 2017-04-25 | 2017-09-26 |
| QUOTIENT TECHNOLOGY INC COM | P | 2016-09-16 | 2017-09-26 |
| QUOTIENT TECHNOLOGY INC COM | P | 2016-09-16 | 2017-09-26 |
| QUOTIENT TECHNOLOGY INC COM | P | 2016-09-19 | 2017-09-26 |
| QUOTIENT TECHNOLOGY INC COM | P | 2016-09-19 | 2017-09-26 |
| QUOTIENT TECHNOLOGY INC COM | P | 2016-09-20 | 2017-09-26 |

Form 990PF Part IV - Capital Gains and Losses for Tax on Investment Income - Columns e - h

| (e) Gross sales price | (f) Depreciation allowed (or allowable) | (g) Cost or other basis plus expense of sale | (h) Gain or (loss) (e) plus (f) minus (g) |
|-----------------------|--|---|--|
| 1,688 | | 1,588 | 100 |
| 9,076 | | 8,560 | 516 |
| 12,302 | | 11,547 | 755 |
| 18,453 | | 17,663 | 790 |
| 6,001 | | 5,769 | 232 |
| 12,579 | | 10,506 | 2,073 |
| 11,761 | | 9,908 | 1,853 |
| 8,381 | | 7,168 | 1,213 |
| 1,714 | | 1,455 | 259 |
| 362 | | 310 | 52 |

Form 990PF Part IV - Capital Gains and Losses for Tax on Investment Income - Columns i - l

| Complete only for assets showing gain in column (h) and owned by the foundation on 12/31/69 | | | (I) Gains (Col (h) gain minus col (k), but not less than -0-) or Losses (from col (h)) |
|---|--------------------------------------|---|--|
| (i) F M V as of 12/31/69 | (j) Adjusted basis as of 12/31/69 | (k) Excess of col (i) over col (j), if any | |
| | | | 100 |
| | | | 516 |
| | | | 755 |
| | | | 790 |
| | | | 232 |
| | | | 2,073 |
| | | | 1,853 |
| | | | 1,213 |
| | | | 259 |
| | | | 52 |

| Form 990PF Part IV - Capital Gains and Losses for Tax on Investment Income - Columns a - d | | | |
|--|---|---|-------------------------------------|
| List and describe the kind(s) of property sold (e g , real estate, (a) 2-story brick warehouse, or common stock, 200 shs MLC Co) | (b) How acquired P—Purchase D—Donation | (c) Date acquired (mo , day, yr) | (d) Date sold (mo , day, yr) |
| QUOTIENT TECHNOLOGY INC COM | P | 2016-09-21 | 2017-09-26 |
| QUOTIENT TECHNOLOGY INC COM | P | 2016-09-21 | 2017-09-26 |
| QUOTIENT TECHNOLOGY INC COM | P | 2016-09-22 | 2017-09-26 |
| QUOTIENT TECHNOLOGY INC COM | P | 2016-09-23 | 2017-09-26 |
| QUOTIENT TECHNOLOGY INC COM | P | 2016-09-26 | 2017-09-26 |
| QUOTIENT TECHNOLOGY INC COM | P | 2016-09-26 | 2017-09-26 |
| QUOTIENT TECHNOLOGY INC COM | P | 2016-09-29 | 2017-09-26 |
| QUOTIENT TECHNOLOGY INC COM | P | 2016-09-30 | 2017-09-26 |
| QUOTIENT TECHNOLOGY INC COM | P | 2016-10-03 | 2017-09-26 |
| QUOTIENT TECHNOLOGY INC COM | P | 2016-10-04 | 2017-09-26 |

Form 990PF Part IV - Capital Gains and Losses for Tax on Investment Income - Columns e - h

| (e) Gross sales price | (f) Depreciation allowed (or allowable) | (g) Cost or other basis plus expense of sale | (h) Gain or (loss) (e) plus (f) minus (g) |
|-----------------------|--|---|--|
| 2,752 | | 2,349 | 403 |
| 1,997 | | 1,711 | 286 |
| 4,670 | | 4,004 | 666 |
| 9,387 | | 8,069 | 1,318 |
| 2,689 | | 2,285 | 404 |
| 5,865 | | 4,932 | 933 |
| 2,311 | | 2,012 | 299 |
| 1,572 | | 1,331 | 241 |
| 1,195 | | 1,011 | 184 |
| 7,579 | | 6,344 | 1,235 |

Form 990PF Part IV - Capital Gains and Losses for Tax on Investment Income - Columns i - l

| Complete only for assets showing gain in column (h) and owned by the foundation on 12/31/69 | | | (l) Gains (Col (h) gain minus col (k), but not less than -0-) or Losses (from col (h)) |
|---|--------------------------------------|---|--|
| (i) F M V as of 12/31/69 | (j) Adjusted basis as of 12/31/69 | (k) Excess of col (i) over col (j), if any | |
| | | | 403 |
| | | | 286 |
| | | | 666 |
| | | | 1,318 |
| | | | 404 |
| | | | 933 |
| | | | 299 |
| | | | 241 |
| | | | 184 |
| | | | 1,235 |

| Form 990PF Part IV - Capital Gains and Losses for Tax on Investment Income - Columns a - d | | | |
|--|---|---|-------------------------------------|
| List and describe the kind(s) of property sold (e g , real estate, (a) 2-story brick warehouse, or common stock, 200 shs MLC Co) | (b) How acquired P—Purchase D—Donation | (c) Date acquired (mo , day, yr) | (d) Date sold (mo , day, yr) |
| QUOTIENT TECHNOLOGY INC COM | P | 2016-10-11 | 2017-09-26 |
| QUOTIENT TECHNOLOGY INC COM | P | 2016-10-12 | 2017-09-26 |
| QUOTIENT TECHNOLOGY INC COM | P | 2016-10-13 | 2017-09-26 |
| QUOTIENT TECHNOLOGY INC COM | P | 2016-10-21 | 2017-09-26 |
| QUOTIENT TECHNOLOGY INC COM | P | 2016-10-24 | 2017-09-26 |
| QUOTIENT TECHNOLOGY INC COM | P | 2016-10-25 | 2017-09-26 |
| QUOTIENT TECHNOLOGY INC COM | P | 2016-10-26 | 2017-09-26 |
| QUOTIENT TECHNOLOGY INC COM | P | 2016-10-27 | 2017-09-26 |
| QUOTIENT TECHNOLOGY INC COM | P | 2016-11-29 | 2017-09-26 |
| QUOTIENT TECHNOLOGY INC COM | P | 2016-11-30 | 2017-09-26 |

Form 990PF Part IV - Capital Gains and Losses for Tax on Investment Income - Columns e - h

| (e) Gross sales price | (f) Depreciation allowed (or allowable) | (g) Cost or other basis plus expense of sale | (h) Gain or (loss) (e) plus (f) minus (g) |
|-----------------------|--|---|--|
| 2,406 | | 1,813 | 593 |
| 1,006 | | 767 | 239 |
| 2,563 | | 1,960 | 603 |
| 3,129 | | 2,296 | 833 |
| 3,019 | | 2,211 | 808 |
| 4,308 | | 3,107 | 1,201 |
| 1,745 | | 1,250 | 495 |
| 896 | | 634 | 262 |
| 1,337 | | 1,057 | 280 |
| 3,852 | | 3,085 | 767 |

Form 990PF Part IV - Capital Gains and Losses for Tax on Investment Income - Columns i - l

| Complete only for assets showing gain in column (h) and owned by the foundation on 12/31/69 | | | (l) Gains (Col (h) gain minus col (k), but not less than -0-) or Losses (from col (h)) |
|---|--------------------------------------|---|--|
| (i) F M V as of 12/31/69 | (j) Adjusted basis as of 12/31/69 | (k) Excess of col (i) over col (j), if any | |
| | | | 593 |
| | | | 239 |
| | | | 603 |
| | | | 833 |
| | | | 808 |
| | | | 1,201 |
| | | | 495 |
| | | | 262 |
| | | | 280 |
| | | | 767 |

| Form 990PF Part IV - Capital Gains and Losses for Tax on Investment Income - Columns a - d | | | |
|--|---|---|-------------------------------------|
| List and describe the kind(s) of property sold (e g , real estate, (a) 2-story brick warehouse, or common stock, 200 shs MLC Co) | (b) How acquired P—Purchase D—Donation | (c) Date acquired (mo , day, yr) | (d) Date sold (mo , day, yr) |
| QUOTIENT TECHNOLOGY INC COM | P | 2016-12-01 | 2017-09-26 |
| QUOTIENT TECHNOLOGY INC COM | P | 2016-12-01 | 2017-09-26 |
| QUOTIENT TECHNOLOGY INC COM | P | 2016-12-02 | 2017-09-26 |
| QUOTIENT TECHNOLOGY INC COM | P | 2016-12-05 | 2017-09-26 |
| QUOTIENT TECHNOLOGY INC COM | P | 2016-12-06 | 2017-09-26 |
| QUOTIENT TECHNOLOGY INC COM | P | 2016-12-07 | 2017-09-26 |
| QUOTIENT TECHNOLOGY INC COM | P | 2016-12-08 | 2017-09-26 |
| QUOTIENT TECHNOLOGY INC COM | P | 2016-12-12 | 2017-09-26 |
| QUOTIENT TECHNOLOGY INC COM | P | 2017-02-10 | 2017-09-26 |
| QUOTIENT TECHNOLOGY INC COM | P | 2017-02-10 | 2017-09-26 |

Form 990PF Part IV - Capital Gains and Losses for Tax on Investment Income - Columns e - h

| (e) Gross sales price | (f) Depreciation allowed (or allowable) | (g) Cost or other basis plus expense of sale | (h) Gain or (loss) (e) plus (f) minus (g) |
|-----------------------|--|---|--|
| 3,522 | | 2,739 | 783 |
| 10,158 | | 7,925 | 2,233 |
| 6,415 | | 4,641 | 1,774 |
| 1,289 | | 989 | 300 |
| 1,494 | | 1,092 | 402 |
| 1,447 | | 1,074 | 373 |
| 1,305 | | 994 | 311 |
| 1,289 | | 969 | 320 |
| 9,607 | | 8,017 | 1,590 |
| 7,909 | | 6,574 | 1,335 |

Form 990PF Part IV - Capital Gains and Losses for Tax on Investment Income - Columns i - l

| Complete only for assets showing gain in column (h) and owned by the foundation on 12/31/69 | | | (I) Gains (Col (h) gain minus col (k), but not less than -0-) or Losses (from col (h)) |
|---|--------------------------------------|---|--|
| (i) F M V as of 12/31/69 | (j) Adjusted basis as of 12/31/69 | (k) Excess of col (i) over col (j), if any | |
| | | | 783 |
| | | | 2,233 |
| | | | 1,774 |
| | | | 300 |
| | | | 402 |
| | | | 373 |
| | | | 311 |
| | | | 320 |
| | | | 1,590 |
| | | | 1,335 |

| Form 990PF Part IV - Capital Gains and Losses for Tax on Investment Income - Columns a - d | | | |
|--|---|---|-------------------------------------|
| List and describe the kind(s) of property sold (e g , real estate, (a) 2-story brick warehouse, or common stock, 200 shs MLC Co) | (b) How acquired P—Purchase D—Donation | (c) Date acquired (mo , day, yr) | (d) Date sold (mo , day, yr) |
| QUOTIENT TECHNOLOGY INC COM | P | 2017-02-13 | 2017-09-26 |
| QUOTIENT TECHNOLOGY INC COM | P | 2017-02-13 | 2017-09-26 |
| QUOTIENT TECHNOLOGY INC COM | P | 2017-02-14 | 2017-09-26 |
| QUOTIENT TECHNOLOGY INC COM | P | 2017-02-15 | 2017-09-26 |
| RBC BEARINGS INC COM | P | 2017-05-18 | 2017-09-26 |
| RBC BEARINGS INC COM | P | 2017-05-19 | 2017-09-26 |
| RBC BEARINGS INC COM | P | 2017-05-23 | 2017-09-26 |
| RBC BEARINGS INC COM | P | 2017-05-24 | 2017-09-26 |
| RBC BEARINGS INC COM | P | 2017-05-25 | 2017-09-26 |
| RBC BEARINGS INC COM | P | 2017-06-07 | 2017-09-26 |

Form 990PF Part IV - Capital Gains and Losses for Tax on Investment Income - Columns e - h

| (e) Gross sales price | (f) Depreciation allowed (or allowable) | (g) Cost or other basis plus expense of sale | (h) Gain or (loss) (e) plus (f) minus (g) |
|-----------------------|--|---|--|
| 2,673 | | 2,212 | 461 |
| 1,478 | | 1,246 | 232 |
| 2,028 | | 1,676 | 352 |
| 2,594 | | 2,129 | 465 |
| 16,284 | | 13,216 | 3,068 |
| 6,927 | | 5,673 | 1,254 |
| 10,573 | | 8,722 | 1,851 |
| 2,066 | | 1,713 | 353 |
| 10,573 | | 8,695 | 1,878 |
| 6,076 | | 5,241 | 835 |

Form 990PF Part IV - Capital Gains and Losses for Tax on Investment Income - Columns i - l

| Complete only for assets showing gain in column (h) and owned by the foundation on 12/31/69 | | | (I) Gains (Col (h) gain minus col (k), but not less than -0-) or Losses (from col (h)) |
|---|--------------------------------------|---|--|
| (i) F M V as of 12/31/69 | (j) Adjusted basis as of 12/31/69 | (k) Excess of col (i) over col (j), if any | |
| | | | 461 |
| | | | 232 |
| | | | 352 |
| | | | 465 |
| | | | 3,068 |
| | | | 1,254 |
| | | | 1,851 |
| | | | 353 |
| | | | 1,878 |
| | | | 835 |

| Form 990PF Part IV - Capital Gains and Losses for Tax on Investment Income - Columns a - d | | | |
|--|---|---|-------------------------------------|
| List and describe the kind(s) of property sold (e g , real estate, (a) 2-story brick warehouse, or common stock, 200 shs MLC Co) | (b) How acquired P—Purchase D—Donation | (c) Date acquired (mo , day, yr) | (d) Date sold (mo , day, yr) |
| RBC BEARINGS INC COM | P | 2017-06-07 | 2017-09-26 |
| RBC BEARINGS INC COM | P | 2017-06-08 | 2017-09-26 |
| RBC BEARINGS INC COM | P | 2017-06-23 | 2017-09-26 |
| REGIONS FINL CORP NEW COM | P | 2014-11-13 | 2017-09-26 |
| REGIONS FINL CORP NEW COM | P | 2014-11-14 | 2017-09-26 |
| REGIONS FINL CORP NEW COM | P | 2014-11-17 | 2017-09-26 |
| REGIONS FINL CORP NEW COM | P | 2015-04-02 | 2017-09-26 |
| REGIONS FINL CORP NEW COM | P | 2015-04-07 | 2017-09-26 |
| REGIONS FINL CORP NEW COM | P | 2015-04-08 | 2017-09-26 |
| REGIONS FINL CORP NEW COM | P | 2015-04-09 | 2017-09-26 |

Form 990PF Part IV - Capital Gains and Losses for Tax on Investment Income - Columns e - h

| (e) Gross sales price | Depreciation allowed (f) (or allowable) | Cost or other basis (g) plus expense of sale | Gain or (loss) (h) (e) plus (f) minus (g) |
|-----------------------|--|---|--|
| 8,264 | | 7,110 | 1,154 |
| 17,135 | | 14,841 | 2,294 |
| 5,712 | | 4,763 | 949 |
| 156,367 | | 108,200 | 48,167 |
| 41,943 | | 29,032 | 12,911 |
| 86,829 | | 59,755 | 27,074 |
| 49,095 | | 32,024 | 17,071 |
| 34,953 | | 22,859 | 12,094 |
| 7,358 | | 4,825 | 2,533 |
| 9,566 | | 6,261 | 3,305 |

Form 990PF Part IV - Capital Gains and Losses for Tax on Investment Income - Columns i - l

| Complete only for assets showing gain in column (h) and owned by the foundation on 12/31/69 | | | (I) Gains (Col (h) gain minus col (k), but not less than -0-) or Losses (from col (h)) |
|---|--------------------------------------|---|--|
| (i) F M V as of 12/31/69 | Adjusted basis (j) as of 12/31/69 | Excess of col (i) (k) over col (j), if any | |
| | | | 1,154 |
| | | | 2,294 |
| | | | 949 |
| | | | 48,167 |
| | | | 12,911 |
| | | | 27,074 |
| | | | 17,071 |
| | | | 12,094 |
| | | | 2,533 |
| | | | 3,305 |

| Form 990PF Part IV - Capital Gains and Losses for Tax on Investment Income - Columns a - d | | | |
|--|---|---|-------------------------------------|
| List and describe the kind(s) of property sold (e g , real estate, (a) 2-story brick warehouse, or common stock, 200 shs MLC Co) | (b) How acquired P—Purchase D—Donation | (c) Date acquired (mo , day, yr) | (d) Date sold (mo , day, yr) |
| REGIONS FINL CORP NEW COM | P | 2015-07-08 | 2017-09-26 |
| REGIONS FINL CORP NEW COM | P | 2015-07-09 | 2017-09-26 |
| REGIONS FINL CORP NEW COM | P | 2015-07-09 | 2017-09-26 |
| REGIONS FINL CORP NEW COM | P | 2015-07-10 | 2017-09-26 |
| REGIONS FINL CORP NEW COM | P | 2015-07-10 | 2017-09-26 |
| ROCKWELL AUTOMATION | P | 2015-08-03 | 2017-09-26 |
| RPC INC COM | P | 2015-08-03 | 2017-09-26 |
| RPC INC COM | P | 2016-08-15 | 2017-09-26 |
| SCANA CORP NEW COM | P | 2016-08-15 | 2017-09-26 |
| SCANA CORP NEW COM | P | 2016-12-12 | 2017-09-26 |

Form 990PF Part IV - Capital Gains and Losses for Tax on Investment Income - Columns e - h

| (e) Gross sales price | (f) Depreciation allowed (or allowable) | (g) Cost or other basis plus expense of sale | (h) Gain or (loss) (e) plus (f) minus (g) |
|-----------------------|--|---|--|
| 54,820 | | 36,861 | 17,959 |
| 39,736 | | 27,080 | 12,656 |
| 10,302 | | 7,036 | 3,266 |
| 260,856 | | 180,246 | 80,610 |
| 30,905 | | 21,354 | 9,551 |
| 93,632 | | 61,004 | 32,628 |
| 35,687 | | 17,675 | 18,012 |
| 21,587 | | 14,172 | 7,415 |
| 42,287 | | 55,188 | -12,901 |
| 18,893 | | 24,787 | -5,894 |

Form 990PF Part IV - Capital Gains and Losses for Tax on Investment Income - Columns i - l

| Complete only for assets showing gain in column (h) and owned by the foundation on 12/31/69 | | | (l) Gains (Col (h) gain minus col (k), but not less than -0-) or Losses (from col (h)) |
|---|--------------------------------------|---|--|
| (i) F M V as of 12/31/69 | (j) Adjusted basis as of 12/31/69 | (k) Excess of col (i) over col (j), if any | |
| | | | 17,959 |
| | | | 12,656 |
| | | | 3,266 |
| | | | 80,610 |
| | | | 9,551 |
| | | | 32,628 |
| | | | 18,012 |
| | | | 7,415 |
| | | | -12,901 |
| | | | -5,894 |

| Form 990PF Part IV - Capital Gains and Losses for Tax on Investment Income - Columns a - d | | | |
|--|---|---|-------------------------------------|
| List and describe the kind(s) of property sold (e g , real estate, (a) 2-story brick warehouse, or common stock, 200 shs MLC Co) | (b) How acquired P—Purchase D—Donation | (c) Date acquired (mo , day, yr) | (d) Date sold (mo , day, yr) |
| SCANSOURCE INC COM | P | 2016-03-03 | 2017-09-26 |
| SCANSOURCE INC COM | P | 2016-03-04 | 2017-09-26 |
| SCANSOURCE INC COM | P | 2016-03-07 | 2017-09-26 |
| SCANSOURCE INC COM | P | 2016-03-08 | 2017-09-26 |
| SCANSOURCE INC COM | P | 2016-03-09 | 2017-09-26 |
| SCANSOURCE INC COM | P | 2016-03-09 | 2017-09-26 |
| SCANSOURCE INC COM | P | 2016-03-10 | 2017-09-26 |
| SCANSOURCE INC COM | P | 2016-03-10 | 2017-09-26 |
| SCANSOURCE INC COM | P | 2016-03-11 | 2017-09-26 |
| SCANSOURCE INC COM | P | 2016-03-11 | 2017-09-26 |

Form 990PF Part IV - Capital Gains and Losses for Tax on Investment Income - Columns e - h

| (e) Gross sales price | Depreciation allowed (f) (or allowable) | Cost or other basis (g) plus expense of sale | Gain or (loss) (h) (e) plus (f) minus (g) |
|-----------------------|--|---|--|
| 2,237 | | 2,033 | 204 |
| 4,010 | | 3,649 | 361 |
| 1,013 | | 935 | 78 |
| 3,082 | | 2,833 | 249 |
| 2,111 | | 1,929 | 182 |
| 1,773 | | 1,618 | 155 |
| 1,055 | | 957 | 98 |
| 1,055 | | 953 | 102 |
| 1,055 | | 956 | 99 |
| 2,111 | | 1,920 | 191 |

Form 990PF Part IV - Capital Gains and Losses for Tax on Investment Income - Columns i - l

| Complete only for assets showing gain in column (h) and owned by the foundation on 12/31/69 | | | (I) Gains (Col (h) gain minus col (k), but not less than -0-) or Losses (from col (h)) |
|---|--------------------------------------|---|--|
| (i) F M V as of 12/31/69 | Adjusted basis (j) as of 12/31/69 | Excess of col (i) (k) over col (j), if any | |
| | | | 204 |
| | | | 361 |
| | | | 78 |
| | | | 249 |
| | | | 182 |
| | | | 155 |
| | | | 98 |
| | | | 102 |
| | | | 99 |
| | | | 191 |

| Form 990PF Part IV - Capital Gains and Losses for Tax on Investment Income - Columns a - d | | | |
|--|---|---|-------------------------------------|
| List and describe the kind(s) of property sold (e g , real estate, (a) 2-story brick warehouse, or common stock, 200 shs MLC Co) | (b) How acquired P—Purchase D—Donation | (c) Date acquired (mo , day, yr) | (d) Date sold (mo , day, yr) |
| SCANSOURCE INC COM | P | 2016-03-14 | 2017-09-26 |
| SCANSOURCE INC COM | P | 2016-03-15 | 2017-09-26 |
| SCANSOURCE INC COM | P | 2016-03-15 | 2017-09-26 |
| SCANSOURCE INC COM | P | 2016-03-17 | 2017-09-26 |
| SCANSOURCE INC COM | P | 2016-03-18 | 2017-09-26 |
| SCANSOURCE INC COM | P | 2016-03-21 | 2017-09-26 |
| SCANSOURCE INC COM | P | 2016-03-22 | 2017-09-26 |
| SCANSOURCE INC COM | P | 2016-03-23 | 2017-09-26 |
| SCANSOURCE INC COM | P | 2016-03-24 | 2017-09-26 |
| SCANSOURCE INC COM | P | 2016-03-28 | 2017-09-26 |

Form 990PF Part IV - Capital Gains and Losses for Tax on Investment Income - Columns e - h

| (e) Gross sales price | Depreciation allowed (f) (or allowable) | Cost or other basis (g) plus expense of sale | Gain or (loss) (h) (e) plus (f) minus (g) |
|-----------------------|--|---|--|
| 2,111 | | 1,930 | 181 |
| 5,277 | | 4,808 | 469 |
| 5,277 | | 4,817 | 460 |
| 1,731 | | 1,598 | 133 |
| 7,388 | | 7,034 | 354 |
| 6,206 | | 5,855 | 351 |
| 4,812 | | 4,553 | 259 |
| 12,496 | | 11,685 | 811 |
| 1,055 | | 981 | 74 |
| 6,332 | | 5,868 | 464 |

Form 990PF Part IV - Capital Gains and Losses for Tax on Investment Income - Columns i - l

| Complete only for assets showing gain in column (h) and owned by the foundation on 12/31/69 | | | (I) Gains (Col (h) gain minus col (k), but not less than -0-) or Losses (from col (h)) |
|---|--------------------------------------|---|--|
| (i) F M V as of 12/31/69 | Adjusted basis (j) as of 12/31/69 | Excess of col (i) (k) over col (j), if any | |
| | | | 181 |
| | | | 469 |
| | | | 460 |
| | | | 133 |
| | | | 354 |
| | | | 351 |
| | | | 259 |
| | | | 811 |
| | | | 74 |
| | | | 464 |

| Form 990PF Part IV - Capital Gains and Losses for Tax on Investment Income - Columns a - d | | | |
|--|---|---|-------------------------------------|
| List and describe the kind(s) of property sold (e g , real estate, (a) 2-story brick warehouse, or common stock, 200 shs MLC Co) | (b) How acquired P—Purchase D—Donation | (c) Date acquired (mo , day, yr) | (d) Date sold (mo , day, yr) |
| SCANSOURCE INC COM | P | 2016-03-29 | 2017-09-26 |
| SCANSOURCE INC COM | P | 2016-03-29 | 2017-09-26 |
| SCANSOURCE INC COM | P | 2016-03-30 | 2017-09-26 |
| SCANSOURCE INC COM | P | 2016-03-31 | 2017-09-26 |
| SCANSOURCE INC COM | P | 2016-04-04 | 2017-09-26 |
| SCANSOURCE INC COM | P | 2016-04-05 | 2017-09-26 |
| SCANSOURCE INC COM | P | 2016-04-06 | 2017-09-26 |
| SCANSOURCE INC COM | P | 2016-04-07 | 2017-09-26 |
| SCANSOURCE INC COM | P | 2016-04-08 | 2017-09-26 |
| SCANSOURCE INC COM | P | 2016-04-14 | 2017-09-26 |

Form 990PF Part IV - Capital Gains and Losses for Tax on Investment Income - Columns e - h

| (e) Gross sales price | Depreciation allowed (f) (or allowable) | Cost or other basis (g) plus expense of sale | Gain or (loss) (h) (e) plus (f) minus (g) |
|-----------------------|--|---|--|
| 1,055 | | 997 | 58 |
| 1,055 | | 983 | 72 |
| 3,166 | | 2,999 | 167 |
| 1,055 | | 1,001 | 54 |
| 3,166 | | 3,025 | 141 |
| 4,221 | | 3,960 | 261 |
| 1,900 | | 1,790 | 110 |
| 2,997 | | 2,782 | 215 |
| 4,221 | | 3,946 | 275 |
| 5,277 | | 5,139 | 138 |

Form 990PF Part IV - Capital Gains and Losses for Tax on Investment Income - Columns i - l

| Complete only for assets showing gain in column (h) and owned by the foundation on 12/31/69 | | | (I) Gains (Col (h) gain minus col (k), but not less than -0-) or Losses (from col (h)) |
|---|--------------------------------------|---|--|
| (i) F M V as of 12/31/69 | Adjusted basis (j) as of 12/31/69 | Excess of col (i) (k) over col (j), if any | |
| | | | 58 |
| | | | 72 |
| | | | 167 |
| | | | 54 |
| | | | 141 |
| | | | 261 |
| | | | 110 |
| | | | 215 |
| | | | 275 |
| | | | 138 |

| Form 990PF Part IV - Capital Gains and Losses for Tax on Investment Income - Columns a - d | | | |
|--|---|---|-------------------------------------|
| List and describe the kind(s) of property sold (e g , real estate, (a) 2-story brick warehouse, or common stock, 200 shs MLC Co) | (b) How acquired P—Purchase D—Donation | (c) Date acquired (mo , day, yr) | (d) Date sold (mo , day, yr) |
| SCANSOURCE INC COM | P | 2016-04-18 | 2017-09-26 |
| SCANSOURCE INC COM | P | 2016-04-21 | 2017-09-26 |
| SCANSOURCE INC COM | P | 2016-06-09 | 2017-09-26 |
| SCANSOURCE INC COM | P | 2016-06-16 | 2017-09-26 |
| SCANSOURCE INC COM | P | 2016-06-17 | 2017-09-26 |
| SCANSOURCE INC COM | P | 2016-06-23 | 2017-09-26 |
| SCANSOURCE INC COM | P | 2016-06-24 | 2017-09-26 |
| SCANSOURCE INC COM | P | 2016-06-27 | 2017-09-26 |
| SCANSOURCE INC COM | P | 2016-09-22 | 2017-09-26 |
| SCANSOURCE INC COM | P | 2016-09-30 | 2017-09-26 |

Form 990PF Part IV - Capital Gains and Losses for Tax on Investment Income - Columns e - h

| (e) Gross sales price | Depreciation allowed (f) (or allowable) | Cost or other basis (g) plus expense of sale | Gain or (loss) (h) (e) plus (f) minus (g) |
|-----------------------|--|---|--|
| 1,562 | | 1,523 | 39 |
| 2,111 | | 2,051 | 60 |
| 2,111 | | 1,955 | 156 |
| 2,111 | | 1,903 | 208 |
| 1,055 | | 952 | 103 |
| 1,055 | | 969 | 86 |
| 5,277 | | 4,661 | 616 |
| 3,166 | | 2,701 | 465 |
| 19,208 | | 16,538 | 2,670 |
| 1,478 | | 1,280 | 198 |

Form 990PF Part IV - Capital Gains and Losses for Tax on Investment Income - Columns i - l

| Complete only for assets showing gain in column (h) and owned by the foundation on 12/31/69 | | | (I) Gains (Col (h) gain minus col (k), but not less than -0-) or Losses (from col (h)) |
|---|--------------------------------------|---|--|
| (i) F M V as of 12/31/69 | Adjusted basis (j) as of 12/31/69 | Excess of col (i) (k) over col (j), if any | |
| | | | 39 |
| | | | 60 |
| | | | 156 |
| | | | 208 |
| | | | 103 |
| | | | 86 |
| | | | 616 |
| | | | 465 |
| | | | 2,670 |
| | | | 198 |

| Form 990PF Part IV - Capital Gains and Losses for Tax on Investment Income - Columns a - d | | | |
|--|---|---|-------------------------------------|
| List and describe the kind(s) of property sold (e g , real estate, (a) 2-story brick warehouse, or common stock, 200 shs MLC Co) | (b) How acquired P—Purchase D—Donation | (c) Date acquired (mo , day, yr) | (d) Date sold (mo , day, yr) |
| SCANSOURCE INC COM | P | 2016-10-03 | 2017-09-26 |
| SCANSOURCE INC COM | P | 2016-10-04 | 2017-09-26 |
| SCANSOURCE INC COM | P | 2016-10-06 | 2017-09-26 |
| SCANSOURCE INC COM | P | 2016-10-07 | 2017-09-26 |
| SCANSOURCE INC COM | P | 2016-10-11 | 2017-09-26 |
| SCANSOURCE INC COM | P | 2016-10-12 | 2017-09-26 |
| SCANSOURCE INC COM | P | 2016-10-13 | 2017-09-26 |
| SCANSOURCE INC COM | P | 2016-10-14 | 2017-09-26 |
| SCANSOURCE INC COM | P | 2016-10-17 | 2017-09-26 |
| SCANSOURCE INC COM | P | 2016-10-18 | 2017-09-26 |

Form 990PF Part IV - Capital Gains and Losses for Tax on Investment Income - Columns e - h

| (e) Gross sales price | Depreciation allowed (f) (or allowable) | Cost or other basis (g) plus expense of sale | Gain or (loss) (h) (e) plus (f) minus (g) |
|-----------------------|--|---|--|
| 1,182 | | 1,026 | 156 |
| 549 | | 481 | 68 |
| 1,942 | | 1,698 | 244 |
| 2,111 | | 1,842 | 269 |
| 2,111 | | 1,837 | 274 |
| 2,111 | | 1,827 | 284 |
| 2,111 | | 1,801 | 310 |
| 2,111 | | 1,812 | 299 |
| 2,111 | | 1,799 | 312 |
| 2,111 | | 1,787 | 324 |

Form 990PF Part IV - Capital Gains and Losses for Tax on Investment Income - Columns i - l

| Complete only for assets showing gain in column (h) and owned by the foundation on 12/31/69 | | | (I) Gains (Col (h) gain minus col (k), but not less than -0-) or Losses (from col (h)) |
|---|--------------------------------------|---|--|
| (i) F M V as of 12/31/69 | Adjusted basis (j) as of 12/31/69 | Excess of col (i) (k) over col (j), if any | |
| | | | 156 |
| | | | 68 |
| | | | 244 |
| | | | 269 |
| | | | 274 |
| | | | 284 |
| | | | 310 |
| | | | 299 |
| | | | 312 |
| | | | 324 |

| Form 990PF Part IV - Capital Gains and Losses for Tax on Investment Income - Columns a - d | | | |
|--|---|---|-------------------------------------|
| List and describe the kind(s) of property sold (e g , real estate, (a) 2-story brick warehouse, or common stock, 200 shs MLC Co) | (b) How acquired P—Purchase D—Donation | (c) Date acquired (mo , day, yr) | (d) Date sold (mo , day, yr) |
| SCANSOURCE INC COM | P | 2016-10-18 | 2017-09-26 |
| SCANSOURCE INC COM | P | 2016-10-19 | 2017-09-26 |
| SCANSOURCE INC COM | P | 2016-10-20 | 2017-09-26 |
| SCANSOURCE INC COM | P | 2016-10-21 | 2017-09-26 |
| SCANSOURCE INC COM | P | 2016-10-25 | 2017-09-26 |
| SCANSOURCE INC COM | P | 2016-10-27 | 2017-09-26 |
| SCANSOURCE INC COM | P | 2016-11-22 | 2017-09-26 |
| SCANSOURCE INC COM | P | 2016-11-23 | 2017-09-26 |
| SCANSOURCE INC COM | P | 2016-11-25 | 2017-09-26 |
| SCANSOURCE INC COM | P | 2016-11-28 | 2017-09-26 |

Form 990PF Part IV - Capital Gains and Losses for Tax on Investment Income - Columns e - h

| (e) Gross sales price | Depreciation allowed (f) (or allowable) | Cost or other basis (g) plus expense of sale | Gain or (loss) (h) (e) plus (f) minus (g) |
|-----------------------|--|---|--|
| 5,277 | | 4,442 | 835 |
| 2,111 | | 1,787 | 324 |
| 338 | | 284 | 54 |
| 1,309 | | 1,123 | 186 |
| 211 | | 184 | 27 |
| 84 | | 73 | 11 |
| 9,498 | | 8,159 | 1,339 |
| 2,111 | | 1,835 | 276 |
| 1,055 | | 924 | 131 |
| 2,111 | | 1,860 | 251 |

Form 990PF Part IV - Capital Gains and Losses for Tax on Investment Income - Columns i - l

| Complete only for assets showing gain in column (h) and owned by the foundation on 12/31/69 | | | (I) Gains (Col (h) gain minus col (k), but not less than -0-) or Losses (from col (h)) |
|---|--------------------------------------|---|--|
| (i) F M V as of 12/31/69 | Adjusted basis (j) as of 12/31/69 | Excess of col (i) (k) over col (j), if any | |
| | | | 835 |
| | | | 324 |
| | | | 54 |
| | | | 186 |
| | | | 27 |
| | | | 11 |
| | | | 1,339 |
| | | | 276 |
| | | | 131 |
| | | | 251 |

| Form 990PF Part IV - Capital Gains and Losses for Tax on Investment Income - Columns a - d | | | |
|--|---|---|-------------------------------------|
| List and describe the kind(s) of property sold (e g , real estate, (a) 2-story brick warehouse, or common stock, 200 shs MLC Co) | (b) How acquired P—Purchase D—Donation | (c) Date acquired (mo , day, yr) | (d) Date sold (mo , day, yr) |
| SCANSOURCE INC COM | P | 2016-12-01 | 2017-09-26 |
| SCANSOURCE INC COM | P | 2016-12-02 | 2017-09-26 |
| SEAGATE TECHNOLOGY PLC COM USD0 00001 | P | 2016-01-15 | 2017-09-26 |
| SEAGATE TECHNOLOGY PLC COM USD0 00001 | P | 2016-05-16 | 2017-09-26 |
| SEAGATE TECHNOLOGY PLC COM USD0 00001 | P | 2016-05-17 | 2017-09-26 |
| SEAGATE TECHNOLOGY PLC COM USD0 00001 | P | 2016-05-18 | 2017-09-26 |
| SEAGATE TECHNOLOGY PLC COM USD0 00001 | P | 2016-05-18 | 2017-09-26 |
| SEAGATE TECHNOLOGY PLC COM USD0 00001 | P | 2016-05-19 | 2017-09-26 |
| SEAGATE TECHNOLOGY PLC COM USD0 00001 | P | 2016-05-20 | 2017-09-26 |
| SEAGATE TECHNOLOGY PLC COM USD0 00001 | P | 2016-05-26 | 2017-09-26 |

Form 990PF Part IV - Capital Gains and Losses for Tax on Investment Income - Columns e - h

| (e) Gross sales price | Depreciation allowed (f) (or allowable) | Cost or other basis (g) plus expense of sale | Gain or (loss) (h) (e) plus (f) minus (g) |
|-----------------------|--|---|--|
| 2,111 | | 1,848 | 263 |
| 2,111 | | 1,849 | 262 |
| 2,465 | | 2,314 | 151 |
| 59,632 | | 34,760 | 24,872 |
| 7,396 | | 4,362 | 3,034 |
| 32,873 | | 20,309 | 12,564 |
| 8,218 | | 5,069 | 3,149 |
| 79,718 | | 49,341 | 30,377 |
| 10,684 | | 6,623 | 4,061 |
| 27,120 | | 17,572 | 9,548 |

Form 990PF Part IV - Capital Gains and Losses for Tax on Investment Income - Columns i - l

| Complete only for assets showing gain in column (h) and owned by the foundation on 12/31/69 | | | (I) Gains (Col (h) gain minus col (k), but not less than -0-) or Losses (from col (h)) |
|---|--------------------------------------|---|--|
| (i) F M V as of 12/31/69 | Adjusted basis (j) as of 12/31/69 | Excess of col (i) (k) over col (j), if any | |
| | | | 263 |
| | | | 262 |
| | | | 151 |
| | | | 24,872 |
| | | | 3,034 |
| | | | 12,564 |
| | | | 3,149 |
| | | | 30,377 |
| | | | 4,061 |
| | | | 9,548 |

Form 990PF Part IV - Capital Gains and Losses for Tax on Investment Income - Columns a - d

| List and describe the kind(s) of property sold (e g , real estate, (a) 2-story brick warehouse, or common stock, 200 shs MLC Co) | (b) How acquired P—Purchase D—Donation | (c) Date acquired (mo , day, yr) | (d) Date sold (mo , day, yr) |
|--|---|---|-------------------------------------|
| SEAGATE TECHNOLOGY PLC COM USD0 00001 | P | 2016-05-26 | 2017-09-26 |
| SEMPRA ENERGY INC COM STK | P | 2015-08-03 | 2017-09-26 |
| SEMPRA ENERGY INC COM STK | P | 2016-08-15 | 2017-09-26 |
| SHERWIN-WILLIAMS CO COM | P | 2016-04-05 | 2017-09-26 |
| SHERWIN-WILLIAMS CO COM | P | 2016-08-15 | 2017-09-26 |
| SHOPIFY INC CL A SHOPIFY INC | P | 2016-08-17 | 2017-09-26 |
| SHOPIFY INC CL A SHOPIFY INC | P | 2016-11-14 | 2017-09-26 |
| SLM CORP COM | P | 2016-12-15 | 2017-09-26 |
| SLM CORP COM | P | 2016-12-15 | 2017-09-26 |
| SLM CORP COM | P | 2016-12-16 | 2017-09-26 |

Form 990PF Part IV - Capital Gains and Losses for Tax on Investment Income - Columns e - h

| (e) Gross sales price | (f) Depreciation allowed (or allowable) | (g) Cost or other basis plus expense of sale | (h) Gain or (loss) (e) plus (f) minus (g) |
|-----------------------|--|---|--|
| 34,517 | | 22,362 | 12,155 |
| 44,913 | | 39,665 | 5,248 |
| 48,753 | | 44,611 | 4,142 |
| 13,031 | | 10,649 | 2,382 |
| 116,922 | | 98,502 | 18,420 |
| 42,104 | | 14,191 | 27,913 |
| 20,541 | | 6,855 | 13,686 |
| 476 | | 469 | 7 |
| 4,785 | | 4,719 | 66 |
| 5,361 | | 5,325 | 36 |

Form 990PF Part IV - Capital Gains and Losses for Tax on Investment Income - Columns i - l

| Complete only for assets showing gain in column (h) and owned by the foundation on 12/31/69 | | | (I) Gains (Col (h) gain minus col (k), but not less than -0-) or Losses (from col (h)) |
|---|--------------------------------------|---|--|
| (i) F M V as of 12/31/69 | (j) Adjusted basis as of 12/31/69 | (k) Excess of col (i) over col (j), if any | |
| | | | 12,155 |
| | | | 5,248 |
| | | | 4,142 |
| | | | 2,382 |
| | | | 18,420 |
| | | | 27,913 |
| | | | 13,686 |
| | | | 7 |
| | | | 66 |
| | | | 36 |

| Form 990PF Part IV - Capital Gains and Losses for Tax on Investment Income - Columns a - d | | | |
|--|---|---|-------------------------------------|
| List and describe the kind(s) of property sold (e g , real estate, (a) 2-story brick warehouse, or common stock, 200 shs MLC Co) | (b) How acquired P—Purchase D—Donation | (c) Date acquired (mo , day, yr) | (d) Date sold (mo , day, yr) |
| SLM CORP COM | P | 2016-12-29 | 2017-09-26 |
| SLM CORP COM | P | 2016-12-29 | 2017-09-26 |
| SLM CORP COM | P | 2016-12-30 | 2017-09-26 |
| SLM CORP COM | P | 2016-12-30 | 2017-09-26 |
| SLM CORP COM | P | 2017-01-12 | 2017-09-26 |
| SLM CORP COM | P | 2017-01-17 | 2017-09-26 |
| SQUARE INC CL A CL A | P | 2009-11-03 | 2017-09-26 |
| SQUARE INC CL A CL A | P | 2009-11-03 | 2017-09-26 |
| SQUARE INC CL A CL A | P | 2009-11-03 | 2017-09-26 |
| STAMPS COM INC COM NEW | P | 2016-01-06 | 2017-09-26 |

Form 990PF Part IV - Capital Gains and Losses for Tax on Investment Income - Columns e - h

| (e) Gross sales price | Depreciation allowed (f) (or allowable) | Cost or other basis (g) plus expense of sale | Gain or (loss) (h) (e) plus (f) minus (g) |
|-----------------------|--|---|--|
| 1,296 | | 1,278 | 18 |
| 5,272 | | 5,223 | 49 |
| 4,198 | | 4,196 | 2 |
| 3,389 | | 3,409 | -20 |
| 321 | | 320 | 1 |
| 6,579 | | 6,593 | -14 |
| 19,188 | | 150 | 19,038 |
| 149,557 | | 1,172 | 148,385 |
| 137,851 | | 1,080 | 136,771 |
| 4,471 | | 2,338 | 2,133 |

Form 990PF Part IV - Capital Gains and Losses for Tax on Investment Income - Columns i - l

| Complete only for assets showing gain in column (h) and owned by the foundation on 12/31/69 | | | (I) Gains (Col (h) gain minus col (k), but not less than -0-) or Losses (from col (h)) |
|---|--------------------------------------|---|--|
| (i) F M V as of 12/31/69 | Adjusted basis (j) as of 12/31/69 | Excess of col (i) (k) over col (j), if any | |
| | | | 18 |
| | | | 49 |
| | | | 2 |
| | | | -20 |
| | | | 1 |
| | | | -14 |
| | | | 19,038 |
| | | | 148,385 |
| | | | 136,771 |
| | | | 2,133 |

| Form 990PF Part IV - Capital Gains and Losses for Tax on Investment Income - Columns a - d | | | |
|--|---|---|-------------------------------------|
| List and describe the kind(s) of property sold (e g , real estate, (a) 2-story brick warehouse, or common stock, 200 shs MLC Co) | (b) How acquired P—Purchase D—Donation | (c) Date acquired (mo , day, yr) | (d) Date sold (mo , day, yr) |
| STAMPS COM INC COM NEW | P | 2016-01-07 | 2017-09-26 |
| STAMPS COM INC COM NEW | P | 2016-01-08 | 2017-09-26 |
| STAMPS COM INC COM NEW | P | 2016-01-13 | 2017-09-26 |
| STAMPS COM INC COM NEW | P | 2016-01-13 | 2017-09-26 |
| STAMPS COM INC COM NEW | P | 2016-01-14 | 2017-09-26 |
| STAMPS COM INC COM NEW | P | 2016-01-26 | 2017-09-26 |
| STAMPS COM INC COM NEW | P | 2016-01-26 | 2017-09-26 |
| STAMPS COM INC COM NEW | P | 2016-01-27 | 2017-09-26 |
| STAMPS COM INC COM NEW | P | 2016-04-18 | 2017-09-26 |
| STAMPS COM INC COM NEW | P | 2016-04-19 | 2017-09-26 |

Form 990PF Part IV - Capital Gains and Losses for Tax on Investment Income - Columns e - h

| (e) Gross sales price | Depreciation allowed (f) (or allowable) | Cost or other basis (g) plus expense of sale | Gain or (loss) (h) (e) plus (f) minus (g) |
|-----------------------|--|---|--|
| 4,065 | | 2,028 | 2,037 |
| 7,114 | | 3,552 | 3,562 |
| 4,471 | | 2,153 | 2,318 |
| 18,495 | | 9,666 | 8,829 |
| 4,268 | | 2,033 | 2,235 |
| 3,049 | | 1,432 | 1,617 |
| 6,504 | | 3,055 | 3,449 |
| 23,170 | | 10,839 | 12,331 |
| 14,024 | | 6,512 | 7,512 |
| 8,943 | | 4,171 | 4,772 |

Form 990PF Part IV - Capital Gains and Losses for Tax on Investment Income - Columns i - l

| Complete only for assets showing gain in column (h) and owned by the foundation on 12/31/69 | | | (I) Gains (Col (h) gain minus col (k), but not less than -0-) or Losses (from col (h)) |
|---|--------------------------------------|---|--|
| (i) F M V as of 12/31/69 | Adjusted basis (j) as of 12/31/69 | Excess of col (i) (k) over col (j), if any | |
| | | | 2,037 |
| | | | 3,562 |
| | | | 2,318 |
| | | | 8,829 |
| | | | 2,235 |
| | | | 1,617 |
| | | | 3,449 |
| | | | 12,331 |
| | | | 7,512 |
| | | | 4,772 |

| Form 990PF Part IV - Capital Gains and Losses for Tax on Investment Income - Columns a - d | | | |
|--|---|---|-------------------------------------|
| List and describe the kind(s) of property sold (e g , real estate, (a) 2-story brick warehouse, or common stock, 200 shs MLC Co) | (b) How acquired P—Purchase D—Donation | (c) Date acquired (mo , day, yr) | (d) Date sold (mo , day, yr) |
| STAMPS COM INC COM NEW | P | 2016-04-20 | 2017-09-26 |
| STAMPS COM INC COM NEW | P | 2016-04-21 | 2017-09-26 |
| STANLEY BLACK & DECKER INC COM | P | 2014-12-09 | 2017-09-26 |
| STANLEY BLACK & DECKER INC COM | P | 2014-12-10 | 2017-09-26 |
| STANLEY BLACK & DECKER INC COM | P | 2014-12-10 | 2017-09-26 |
| STANLEY BLACK & DECKER INC COM | P | 2014-12-12 | 2017-09-26 |
| STANLEY BLACK & DECKER INC COM | P | 2014-12-12 | 2017-09-26 |
| STANLEY BLACK & DECKER INC COM | P | 2015-01-23 | 2017-09-26 |
| STANLEY BLACK & DECKER INC COM | P | 2015-01-23 | 2017-09-26 |
| STATE STR CORP COM | P | 2013-10-11 | 2017-09-26 |

Form 990PF Part IV - Capital Gains and Losses for Tax on Investment Income - Columns e - h

| (e) Gross sales price | (f) Depreciation allowed (or allowable) | (g) Cost or other basis plus expense of sale | (h) Gain or (loss) (e) plus (f) minus (g) |
|-----------------------|--|---|--|
| 4,471 | | 2,116 | 2,355 |
| 12,601 | | 5,983 | 6,618 |
| 44,711 | | 28,300 | 16,411 |
| 43,817 | | 27,923 | 15,894 |
| 48,437 | | 30,743 | 17,694 |
| 100,600 | | 63,479 | 37,121 |
| 7,452 | | 4,707 | 2,745 |
| 82,716 | | 51,899 | 30,817 |
| 108,052 | | 67,806 | 40,246 |
| 84,488 | | 60,188 | 24,300 |

Form 990PF Part IV - Capital Gains and Losses for Tax on Investment Income - Columns i - l

| Complete only for assets showing gain in column (h) and owned by the foundation on 12/31/69 | | | (l) Gains (Col (h) gain minus col (k), but not less than -0-) or Losses (from col (h)) |
|---|--------------------------------------|---|---|
| (i) F M V as of 12/31/69 | (j) Adjusted basis as of 12/31/69 | (k) Excess of col (i) over col (j), if any | |
| | | | 2,355 |
| | | | 6,618 |
| | | | 16,411 |
| | | | 15,894 |
| | | | 17,694 |
| | | | 37,121 |
| | | | 2,745 |
| | | | 30,817 |
| | | | 40,246 |
| | | | 24,300 |

| Form 990PF Part IV - Capital Gains and Losses for Tax on Investment Income - Columns a - d | | | |
|--|---|---|-------------------------------------|
| List and describe the kind(s) of property sold (e g , real estate, (a) 2-story brick warehouse, or common stock, 200 shs MLC Co) | (b) How acquired P—Purchase D—Donation | (c) Date acquired (mo , day, yr) | (d) Date sold (mo , day, yr) |
| STATE STR CORP COM | P | 2014-02-07 | 2017-09-26 |
| STATE STR CORP COM | P | 2014-02-07 | 2017-09-26 |
| STATE STR CORP COM | P | 2014-02-07 | 2017-09-26 |
| STATE STR CORP COM | P | 2014-02-18 | 2017-09-26 |
| STATE STR CORP COM | P | 2014-02-18 | 2017-09-26 |
| STATE STR CORP COM | P | 2014-02-18 | 2017-09-26 |
| STATE STR CORP COM | P | 2014-02-18 | 2017-09-26 |
| STATE STR CORP COM | P | 2014-02-19 | 2017-09-26 |
| STATE STR CORP COM | P | 2014-02-19 | 2017-09-26 |
| STATE STR CORP COM | P | 2014-02-19 | 2017-09-26 |
| STATE STR CORP COM | P | 2014-02-19 | 2017-09-26 |

Form 990PF Part IV - Capital Gains and Losses for Tax on Investment Income - Columns e - h

| (e) Gross sales price | Depreciation allowed (f) (or allowable) | Cost or other basis (g) plus expense of sale | Gain or (loss) (h) (e) plus (f) minus (g) |
|-----------------------|--|---|--|
| 32,856 | | 23,496 | 9,360 |
| 39,897 | | 28,527 | 11,370 |
| 11,734 | | 8,391 | 3,343 |
| 21,122 | | 15,330 | 5,792 |
| 4,694 | | 3,407 | 1,287 |
| 7,041 | | 5,111 | 1,930 |
| 11,734 | | 8,516 | 3,218 |
| 25,816 | | 18,731 | 7,085 |
| 18,775 | | 13,635 | 5,140 |
| 2,347 | | 1,695 | 652 |

Form 990PF Part IV - Capital Gains and Losses for Tax on Investment Income - Columns i - l

| Complete only for assets showing gain in column (h) and owned by the foundation on 12/31/69 | | | (l) Gains (Col (h) gain minus col (k), but not less than -0-) or Losses (from col (h)) |
|---|--------------------------------------|---|---|
| (i) F M V as of 12/31/69 | Adjusted basis (j) as of 12/31/69 | Excess of col (i) (k) over col (j), if any | |
| | | | 9,360 |
| | | | 11,370 |
| | | | 3,343 |
| | | | 5,792 |
| | | | 1,287 |
| | | | 1,930 |
| | | | 3,218 |
| | | | 7,085 |
| | | | 5,140 |
| | | | 652 |

| Form 990PF Part IV - Capital Gains and Losses for Tax on Investment Income - Columns a - d | | | |
|--|---|---|-------------------------------------|
| List and describe the kind(s) of property sold (e g , real estate, (a) 2-story brick warehouse, or common stock, 200 shs MLC Co) | (b) How acquired P—Purchase D—Donation | (c) Date acquired (mo , day, yr) | (d) Date sold (mo , day, yr) |
| STATE STR CORP COM | P | 2014-02-19 | 2017-09-26 |
| STATE STR CORP COM | P | 2014-02-19 | 2017-09-26 |
| STATE STR CORP COM | P | 2014-02-19 | 2017-09-26 |
| STATE STR CORP COM | P | 2014-02-20 | 2017-09-26 |
| STATE STR CORP COM | P | 2014-02-20 | 2017-09-26 |
| STATE STR CORP COM | P | 2014-02-20 | 2017-09-26 |
| STATE STR CORP COM | P | 2014-03-07 | 2017-09-26 |
| STATE STR CORP COM | P | 2014-03-07 | 2017-09-26 |
| STATE STR CORP COM | P | 2014-03-07 | 2017-09-26 |
| STATE STR CORP COM | P | 2014-03-10 | 2017-09-26 |

Form 990PF Part IV - Capital Gains and Losses for Tax on Investment Income - Columns e - h

| (e) Gross sales price | Depreciation allowed (f) (or allowable) | Cost or other basis (g) plus expense of sale | Gain or (loss) (h) (e) plus (f) minus (g) |
|-----------------------|--|---|--|
| 11,734 | | 8,514 | 3,220 |
| 14,081 | | 10,218 | 3,863 |
| 14,081 | | 10,226 | 3,855 |
| 4,694 | | 3,367 | 1,327 |
| 4,694 | | 3,365 | 1,329 |
| 2,347 | | 1,694 | 653 |
| 68,060 | | 49,459 | 18,601 |
| 11,734 | | 8,523 | 3,211 |
| 68,060 | | 49,457 | 18,603 |
| 49,285 | | 35,767 | 13,518 |

Form 990PF Part IV - Capital Gains and Losses for Tax on Investment Income - Columns i - l

| Complete only for assets showing gain in column (h) and owned by the foundation on 12/31/69 | | | (I) Gains (Col (h) gain minus col (k), but not less than -0-) or Losses (from col (h)) |
|---|--------------------------------------|---|--|
| (i) F M V as of 12/31/69 | Adjusted basis (j) as of 12/31/69 | Excess of col (i) (k) over col (j), if any | |
| | | | 3,220 |
| | | | 3,863 |
| | | | 3,855 |
| | | | 1,327 |
| | | | 1,329 |
| | | | 653 |
| | | | 18,601 |
| | | | 3,211 |
| | | | 18,603 |
| | | | 13,518 |

| Form 990PF Part IV - Capital Gains and Losses for Tax on Investment Income - Columns a - d | | | |
|--|---|---|-------------------------------------|
| List and describe the kind(s) of property sold (e g , real estate, (a) 2-story brick warehouse, or common stock, 200 shs MLC Co) | (b) How acquired P—Purchase D—Donation | (c) Date acquired (mo , day, yr) | (d) Date sold (mo , day, yr) |
| STATE STR CORP COM | P | 2014-03-11 | 2017-09-26 |
| STATE STR CORP COM | P | 2014-04-24 | 2017-09-26 |
| STATE STR CORP COM | P | 2014-04-25 | 2017-09-26 |
| STATE STR CORP COM | P | 2014-04-25 | 2017-09-26 |
| STATE STR CORP COM | P | 2015-08-03 | 2017-09-26 |
| STATE STR CORP COM | P | 2016-10-25 | 2017-09-26 |
| STONERIDGE INC COM | P | 2014-01-24 | 2017-09-26 |
| STONERIDGE INC COM | P | 2014-01-27 | 2017-09-26 |
| STONERIDGE INC COM | P | 2014-01-28 | 2017-09-26 |
| STONERIDGE INC COM | P | 2014-02-03 | 2017-09-26 |

Form 990PF Part IV - Capital Gains and Losses for Tax on Investment Income - Columns e - h

| (e) Gross sales price | Depreciation allowed (f) (or allowable) | Cost or other basis (g) plus expense of sale | Gain or (loss) (h) (e) plus (f) minus (g) |
|-----------------------|--|---|--|
| 4,694 | | 3,388 | 1,306 |
| 143,160 | | 100,315 | 42,845 |
| 23,469 | | 16,043 | 7,426 |
| 67,027 | | 45,689 | 21,338 |
| 44,403 | | 36,516 | 7,887 |
| 98,006 | | 74,787 | 23,219 |
| 488 | | 275 | 213 |
| 488 | | 274 | 214 |
| 1,954 | | 1,102 | 852 |
| 3,908 | | 2,215 | 1,693 |

Form 990PF Part IV - Capital Gains and Losses for Tax on Investment Income - Columns i - l

| Complete only for assets showing gain in column (h) and owned by the foundation on 12/31/69 | | | (I) Gains (Col (h) gain minus col (k), but not less than -0-) or Losses (from col (h)) |
|---|--------------------------------------|---|--|
| (i) F M V as of 12/31/69 | Adjusted basis (j) as of 12/31/69 | Excess of col (i) (k) over col (j), if any | |
| | | | 1,306 |
| | | | 42,845 |
| | | | 7,426 |
| | | | 21,338 |
| | | | 7,887 |
| | | | 23,219 |
| | | | 213 |
| | | | 214 |
| | | | 852 |
| | | | 1,693 |

| Form 990PF Part IV - Capital Gains and Losses for Tax on Investment Income - Columns a - d | | | |
|--|---|---|-------------------------------------|
| List and describe the kind(s) of property sold (e g , real estate, (a) 2-story brick warehouse, or common stock, 200 shs MLC Co) | (b) How acquired P—Purchase D—Donation | (c) Date acquired (mo , day, yr) | (d) Date sold (mo , day, yr) |
| STONERIDGE INC COM | P | 2014-02-04 | 2017-09-26 |
| STONERIDGE INC COM | P | 2014-02-05 | 2017-09-26 |
| STONERIDGE INC COM | P | 2014-02-06 | 2017-09-26 |
| STONERIDGE INC COM | P | 2014-02-10 | 2017-09-26 |
| STONERIDGE INC COM | P | 2014-02-11 | 2017-09-26 |
| STONERIDGE INC COM | P | 2014-02-12 | 2017-09-26 |
| STONERIDGE INC COM | P | 2014-02-13 | 2017-09-26 |
| STONERIDGE INC COM | P | 2014-02-14 | 2017-09-26 |
| STONERIDGE INC COM | P | 2014-02-18 | 2017-09-26 |
| STONERIDGE INC COM | P | 2014-02-19 | 2017-09-26 |

Form 990PF Part IV - Capital Gains and Losses for Tax on Investment Income - Columns e - h

| (e) Gross sales price | Depreciation allowed (f) (or allowable) | Cost or other basis (g) plus expense of sale | Gain or (loss) (h) (e) plus (f) minus (g) |
|-----------------------|--|---|--|
| 1,465 | | 820 | 645 |
| 2,442 | | 1,353 | 1,089 |
| 2,071 | | 1,106 | 965 |
| 9,281 | | 4,562 | 4,719 |
| 5,862 | | 2,905 | 2,957 |
| 3,419 | | 1,741 | 1,678 |
| 2,442 | | 1,283 | 1,159 |
| 3,419 | | 1,783 | 1,636 |
| 1,465 | | 767 | 698 |
| 1,954 | | 1,029 | 925 |

Form 990PF Part IV - Capital Gains and Losses for Tax on Investment Income - Columns i - l

| Complete only for assets showing gain in column (h) and owned by the foundation on 12/31/69 | | | (I) Gains (Col (h) gain minus col (k), but not less than -0-) or Losses (from col (h)) |
|---|--------------------------------------|---|---|
| (i) F M V as of 12/31/69 | Adjusted basis (j) as of 12/31/69 | Excess of col (i) (k) over col (j), if any | |
| | | | 645 |
| | | | 1,089 |
| | | | 965 |
| | | | 4,719 |
| | | | 2,957 |
| | | | 1,678 |
| | | | 1,159 |
| | | | 1,636 |
| | | | 698 |
| | | | 925 |

| Form 990PF Part IV - Capital Gains and Losses for Tax on Investment Income - Columns a - d | | | |
|--|---|---|-------------------------------------|
| List and describe the kind(s) of property sold (e g , real estate, (a) 2-story brick warehouse, or common stock, 200 shs MLC Co) | (b) How acquired P—Purchase D—Donation | (c) Date acquired (mo , day, yr) | (d) Date sold (mo , day, yr) |
| STONERIDGE INC COM | P | 2014-02-20 | 2017-09-26 |
| STONERIDGE INC COM | P | 2014-02-21 | 2017-09-26 |
| STONERIDGE INC COM | P | 2014-02-25 | 2017-09-26 |
| STONERIDGE INC COM | P | 2014-03-28 | 2017-09-26 |
| STONERIDGE INC COM | P | 2014-06-30 | 2017-09-26 |
| STONERIDGE INC COM | P | 2014-07-02 | 2017-09-26 |
| STONERIDGE INC COM | P | 2014-07-10 | 2017-09-26 |
| STONERIDGE INC COM | P | 2014-07-11 | 2017-09-26 |
| STONERIDGE INC COM | P | 2014-07-17 | 2017-09-26 |
| STONERIDGE INC COM | P | 2014-07-25 | 2017-09-26 |

Form 990PF Part IV - Capital Gains and Losses for Tax on Investment Income - Columns e - h

| (e) Gross sales price | Depreciation allowed (f) (or allowable) | Cost or other basis (g) plus expense of sale | Gain or (loss) (h) (e) plus (f) minus (g) |
|-----------------------|--|---|--|
| 1,954 | | 1,046 | 908 |
| 1,465 | | 791 | 674 |
| 4,396 | | 2,400 | 1,996 |
| 1,133 | | 644 | 489 |
| 2,931 | | 1,611 | 1,320 |
| 488 | | 274 | 214 |
| 1,465 | | 799 | 666 |
| 977 | | 533 | 444 |
| 488 | | 275 | 213 |
| 2,931 | | 1,664 | 1,267 |

Form 990PF Part IV - Capital Gains and Losses for Tax on Investment Income - Columns i - l

| Complete only for assets showing gain in column (h) and owned by the foundation on 12/31/69 | | | (I) Gains (Col (h) gain minus col (k), but not less than -0-) or Losses (from col (h)) |
|---|--------------------------------------|---|--|
| (i) F M V as of 12/31/69 | Adjusted basis (j) as of 12/31/69 | Excess of col (i) (k) over col (j), if any | |
| | | | 908 |
| | | | 674 |
| | | | 1,996 |
| | | | 489 |
| | | | 1,320 |
| | | | 214 |
| | | | 666 |
| | | | 444 |
| | | | 213 |
| | | | 1,267 |

| Form 990PF Part IV - Capital Gains and Losses for Tax on Investment Income - Columns a - d | | | |
|--|---|---|-------------------------------------|
| List and describe the kind(s) of property sold (e g , real estate, (a) 2-story brick warehouse, or common stock, 200 shs MLC Co) | (b) How acquired P—Purchase D—Donation | (c) Date acquired (mo , day, yr) | (d) Date sold (mo , day, yr) |
| STONERIDGE INC COM | P | 2014-07-28 | 2017-09-26 |
| STONERIDGE INC COM | P | 2014-07-29 | 2017-09-26 |
| STONERIDGE INC COM | P | 2014-07-31 | 2017-09-26 |
| STONERIDGE INC COM | P | 2014-08-01 | 2017-09-26 |
| SUMMIT MATLS INC CL A CL A | P | 2016-11-16 | 2017-09-26 |
| SUMMIT MATLS INC CL A CL A | P | 2016-11-16 | 2017-09-26 |
| SUMMIT MATLS INC CL A CL A | P | 2016-11-17 | 2017-09-26 |
| SUMMIT MATLS INC CL A CL A | P | 2016-11-22 | 2017-09-26 |
| SUMMIT MATLS INC CL A CL A | P | 2016-11-23 | 2017-09-26 |
| SUMMIT MATLS INC CL A CL A | P | 2016-11-23 | 2017-09-26 |

Form 990PF Part IV - Capital Gains and Losses for Tax on Investment Income - Columns e - h

| (e) Gross sales price | Depreciation allowed (f) (or allowable) | Cost or other basis (g) plus expense of sale | Gain or (loss) (h) (e) plus (f) minus (g) |
|-----------------------|--|---|--|
| 977 | | 546 | 431 |
| 977 | | 549 | 428 |
| 3,908 | | 2,191 | 1,717 |
| 488 | | 270 | 218 |
| 17,716 | | 13,279 | 4,437 |
| 4,725 | | 3,556 | 1,169 |
| 4,540 | | 3,425 | 1,115 |
| 2,489 | | 1,865 | 624 |
| 6 | | 5 | 1 |
| 15,011 | | 11,367 | 3,644 |

Form 990PF Part IV - Capital Gains and Losses for Tax on Investment Income - Columns i - l

| Complete only for assets showing gain in column (h) and owned by the foundation on 12/31/69 | | | (I) Gains (Col (h) gain minus col (k), but not less than -0-) or Losses (from col (h)) |
|---|--------------------------------------|---|--|
| (i) F M V as of 12/31/69 | Adjusted basis (j) as of 12/31/69 | Excess of col (i) (k) over col (j), if any | |
| | | | 431 |
| | | | 428 |
| | | | 1,717 |
| | | | 218 |
| | | | 4,437 |
| | | | 1,169 |
| | | | 1,115 |
| | | | 624 |
| | | | 1 |
| | | | 3,644 |

| Form 990PF Part IV - Capital Gains and Losses for Tax on Investment Income - Columns a - d | | | |
|--|---|---|-------------------------------------|
| List and describe the kind(s) of property sold (e g , real estate, (a) 2-story brick warehouse, or common stock, 200 shs MLC Co) | (b) How acquired P—Purchase D—Donation | (c) Date acquired (mo , day, yr) | (d) Date sold (mo , day, yr) |
| SUMMIT MATLS INC CL A CL A | P | 2016-12-09 | 2017-09-26 |
| SUMMIT MATLS INC CL A CL A | P | 2016-12-12 | 2017-09-26 |
| SUPERIOR ENERGY SVCS INC COM | P | 2014-12-05 | 2017-09-26 |
| SUPERIOR ENERGY SVCS INC COM | P | 2014-12-09 | 2017-09-26 |
| SUPERIOR ENERGY SVCS INC COM | P | 2014-12-10 | 2017-09-26 |
| SUPERIOR ENERGY SVCS INC COM | P | 2014-12-11 | 2017-09-26 |
| SUPERIOR ENERGY SVCS INC COM | P | 2015-06-26 | 2017-09-26 |
| SUPERIOR ENERGY SVCS INC COM | P | 2015-06-29 | 2017-09-26 |
| SUPERIOR ENERGY SVCS INC COM | P | 2015-06-29 | 2017-09-26 |
| SUPERIOR ENERGY SVCS INC COM | P | 2015-07-01 | 2017-09-26 |

Form 990PF Part IV - Capital Gains and Losses for Tax on Investment Income - Columns e - h

| (e) Gross sales price | (f) Depreciation allowed (or allowable) | (g) Cost or other basis plus expense of sale | (h) Gain or (loss) (e) plus (f) minus (g) |
|-----------------------|--|---|--|
| 12,643 | | 9,773 | 2,870 |
| 11,012 | | 8,394 | 2,618 |
| 12,433 | | 22,838 | -10,405 |
| 1,323 | | 2,285 | -962 |
| 13,227 | | 22,464 | -9,237 |
| 2,381 | | 4,051 | -1,670 |
| 794 | | 1,563 | -769 |
| 8,465 | | 16,636 | -8,171 |
| 10,317 | | 20,242 | -9,925 |
| 1,058 | | 2,024 | -966 |

Form 990PF Part IV - Capital Gains and Losses for Tax on Investment Income - Columns i - l

| Complete only for assets showing gain in column (h) and owned by the foundation on 12/31/69 | | | (I) Gains (Col (h) gain minus col (k), but not less than -0-) or Losses (from col (h)) |
|---|--------------------------------------|---|---|
| (i) F M V as of 12/31/69 | (j) Adjusted basis as of 12/31/69 | (k) Excess of col (i) over col (j), if any | |
| | | | 2,870 |
| | | | 2,618 |
| | | | -10,405 |
| | | | -962 |
| | | | -9,237 |
| | | | -1,670 |
| | | | -769 |
| | | | -8,171 |
| | | | -9,925 |
| | | | -966 |

| Form 990PF Part IV - Capital Gains and Losses for Tax on Investment Income - Columns a - d | | | |
|--|---|---|-------------------------------------|
| List and describe the kind(s) of property sold (e g , real estate, (a) 2-story brick warehouse, or common stock, 200 shs MLC Co) | (b) How acquired P—Purchase D—Donation | (c) Date acquired (mo , day, yr) | (d) Date sold (mo , day, yr) |
| SYNOVUS FINL CORP COM NEW COM NEW | P | 2013-07-19 | 2017-09-26 |
| SYNOVUS FINL CORP COM NEW COM NEW | P | 2014-01-23 | 2017-09-26 |
| SYNOVUS FINL CORP COM NEW COM NEW | P | 2014-02-11 | 2017-09-26 |
| SYNOVUS FINL CORP COM NEW COM NEW | P | 2014-02-12 | 2017-09-26 |
| SYNOVUS FINL CORP COM NEW COM NEW | P | 2014-02-13 | 2017-09-26 |
| SYNOVUS FINL CORP COM NEW COM NEW | P | 2014-02-14 | 2017-09-26 |
| SYNOVUS FINL CORP COM NEW COM NEW | P | 2014-07-14 | 2017-09-26 |
| TALEND SA ADR EACH REP 1 ORD SHS | P | 2017-03-16 | 2017-09-26 |
| TALEND SA ADR EACH REP 1 ORD SHS | P | 2017-03-31 | 2017-09-26 |
| TALEND SA ADR EACH REP 1 ORD SHS | P | 2017-04-03 | 2017-09-26 |

Form 990PF Part IV - Capital Gains and Losses for Tax on Investment Income - Columns e - h

| (e) Gross sales price | (f) Depreciation allowed (or allowable) | (g) Cost or other basis plus expense of sale | (h) Gain or (loss) (e) plus (f) minus (g) |
|-----------------------|--|---|--|
| 11,672 | | 5,692 | 5,980 |
| 11,247 | | 6,418 | 4,829 |
| 30,098 | | 16,160 | 13,938 |
| 2,693 | | 1,472 | 1,221 |
| 7,920 | | 4,301 | 3,619 |
| 951 | | 519 | 432 |
| 17,742 | | 9,703 | 8,039 |
| 39,441 | | 28,643 | 10,798 |
| 13,422 | | 10,170 | 3,252 |
| 3,257 | | 2,446 | 811 |

Form 990PF Part IV - Capital Gains and Losses for Tax on Investment Income - Columns i - l

| Complete only for assets showing gain in column (h) and owned by the foundation on 12/31/69 | | | (I) Gains (Col (h) gain minus col (k), but not less than -0-) or Losses (from col (h)) |
|---|--------------------------------------|---|--|
| (i) F M V as of 12/31/69 | (j) Adjusted basis as of 12/31/69 | (k) Excess of col (i) over col (j), if any | |
| | | | 5,980 |
| | | | 4,829 |
| | | | 13,938 |
| | | | 1,221 |
| | | | 3,619 |
| | | | 432 |
| | | | 8,039 |
| | | | 10,798 |
| | | | 3,252 |
| | | | 811 |

Form 990PF Part IV - Capital Gains and Losses for Tax on Investment Income - Columns a - d

| List and describe the kind(s) of property sold (e g , real estate, (a) 2-story brick warehouse, or common stock, 200 shs MLC Co) | (b) How acquired P—Purchase D—Donation | (c) Date acquired (mo , day, yr) | (d) Date sold (mo , day, yr) |
|--|---|---|-------------------------------------|
| TARGET CORP COM STK | P | 2015-08-03 | 2017-09-26 |
| TECHNI CN COM USD1 | P | 2017-01-17 | 2017-09-26 |
| TEREX CORP NEW COM | P | 2015-09-28 | 2017-09-26 |
| TEREX CORP NEW COM | P | 2015-09-29 | 2017-09-26 |
| TEREX CORP NEW COM | P | 2015-10-01 | 2017-09-26 |
| TEREX CORP NEW COM | P | 2015-10-02 | 2017-09-26 |
| TEREX CORP NEW COM | P | 2015-10-15 | 2017-09-26 |
| TEREX CORP NEW COM | P | 2015-10-16 | 2017-09-26 |
| TEREX CORP NEW COM | P | 2016-05-27 | 2017-09-26 |
| TEREX CORP NEW COM | P | 2016-05-27 | 2017-09-26 |

Form 990PF Part IV - Capital Gains and Losses for Tax on Investment Income - Columns e - h

| (e) Gross sales price | (f) Depreciation allowed (or allowable) | (g) Cost or other basis plus expense of sale | (h) Gain or (loss) (e) plus (f) minus (g) |
|-----------------------|--|---|--|
| 17,468 | | 23,959 | -6,491 |
| 35,072 | | 46,544 | -11,472 |
| 18,654 | | 7,260 | 11,394 |
| 10,973 | | 4,275 | 6,698 |
| 5,487 | | 2,205 | 3,282 |
| 2,195 | | 877 | 1,318 |
| 27,433 | | 11,454 | 15,979 |
| 7,681 | | 3,254 | 4,427 |
| 36,211 | | 16,440 | 19,771 |
| 30,110 | | 13,944 | 16,166 |

Form 990PF Part IV - Capital Gains and Losses for Tax on Investment Income - Columns i - l

| Complete only for assets showing gain in column (h) and owned by the foundation on 12/31/69 | | | (l) Gains (Col (h) gain minus col (k), but not less than -0-) or Losses (from col (h)) |
|---|--------------------------------------|---|--|
| (i) F M V as of 12/31/69 | (j) Adjusted basis as of 12/31/69 | (k) Excess of col (i) over col (j), if any | |
| | | | -6,491 |
| | | | -11,472 |
| | | | 11,394 |
| | | | 6,698 |
| | | | 3,282 |
| | | | 1,318 |
| | | | 15,979 |
| | | | 4,427 |
| | | | 19,771 |
| | | | 16,166 |

Form 990PF Part IV - Capital Gains and Losses for Tax on Investment Income - Columns a - d

| List and describe the kind(s) of property sold (e g , real estate, (a) 2-story brick warehouse, or common stock, 200 shs MLC Co) | (b) How acquired P—Purchase D—Donation | (c) Date acquired (mo , day, yr) | (d) Date sold (mo , day, yr) |
|--|---|---|-------------------------------------|
| TREX CO INC COM | P | 2014-08-20 | 2017-09-26 |
| TREX CO INC COM | P | 2014-09-05 | 2017-09-26 |
| TREX CO INC COM | P | 2014-11-03 | 2017-09-26 |
| TRIMAS CORP COM NEW COM NEW | P | 2014-10-24 | 2017-09-26 |
| TRIMAS CORP COM NEW COM NEW | P | 2014-10-27 | 2017-09-26 |
| TRIMAS CORP COM NEW COM NEW | P | 2014-12-15 | 2017-09-26 |
| TRIMAS CORP COM NEW COM NEW | P | 2016-03-28 | 2017-09-26 |
| TRIMAS CORP COM NEW COM NEW | P | 2016-04-06 | 2017-09-26 |
| TRIMAS CORP COM NEW COM NEW | P | 2016-04-14 | 2017-09-26 |
| TRIMAS CORP COM NEW COM NEW | P | 2016-04-15 | 2017-09-26 |

Form 990PF Part IV - Capital Gains and Losses for Tax on Investment Income - Columns e - h

| (e) Gross sales price | (f) Depreciation allowed (or allowable) | (g) Cost or other basis plus expense of sale | (h) Gain or (loss) (e) plus (f) minus (g) |
|-----------------------|--|---|--|
| 4,617 | | 2,013 | 2,604 |
| 10,260 | | 4,590 | 5,670 |
| 21,203 | | 10,599 | 10,604 |
| 2,682 | | 2,185 | 497 |
| 25,481 | | 20,366 | 5,115 |
| 2,012 | | 1,759 | 253 |
| 4,694 | | 2,955 | 1,739 |
| 2,682 | | 1,712 | 970 |
| 2,682 | | 1,783 | 899 |
| 14,752 | | 9,716 | 5,036 |

Form 990PF Part IV - Capital Gains and Losses for Tax on Investment Income - Columns i - l

| Complete only for assets showing gain in column (h) and owned by the foundation on 12/31/69 | | | (I) Gains (Col (h) gain minus col (k), but not less than -0-) or Losses (from col (h)) |
|---|-----------------------------------|--|--|
| (i) F M V as of 12/31/69 | (j) Adjusted basis as of 12/31/69 | (k) Excess of col (i) over col (j), if any | |
| | | | 2,604 |
| | | | 5,670 |
| | | | 10,604 |
| | | | 497 |
| | | | 5,115 |
| | | | 253 |
| | | | 1,739 |
| | | | 970 |
| | | | 899 |
| | | | 5,036 |

| Form 990PF Part IV - Capital Gains and Losses for Tax on Investment Income - Columns a - d | | | |
|--|---|---|-------------------------------------|
| List and describe the kind(s) of property sold (e g , real estate, (a) 2-story brick warehouse, or common stock, 200 shs MLC Co) | (b) How acquired P—Purchase D—Donation | (c) Date acquired (mo , day, yr) | (d) Date sold (mo , day, yr) |
| TRIMAS CORP COM NEW COM NEW | P | 2016-04-20 | 2017-09-26 |
| TRIMAS CORP COM NEW COM NEW | P | 2016-04-21 | 2017-09-26 |
| TRIMAS CORP COM NEW COM NEW | P | 2016-04-25 | 2017-09-26 |
| TRIMAS CORP COM NEW COM NEW | P | 2016-04-28 | 2017-09-26 |
| TRIMAS CORP COM NEW COM NEW | P | 2016-08-15 | 2017-09-26 |
| TRIMAS CORP COM NEW COM NEW | P | 2016-08-16 | 2017-09-26 |
| TRIMAS CORP COM NEW COM NEW | P | 2016-08-16 | 2017-09-26 |
| TRIMAS CORP COM NEW COM NEW | P | 2016-08-17 | 2017-09-26 |
| TRIMAS CORP COM NEW COM NEW | P | 2016-08-17 | 2017-09-26 |
| TRIMAS CORP COM NEW COM NEW | P | 2016-08-17 | 2017-09-26 |
| TRIMAS CORP COM NEW COM NEW | P | 2016-08-17 | 2017-09-26 |

Form 990PF Part IV - Capital Gains and Losses for Tax on Investment Income - Columns e - h

| (e) Gross sales price | (f) Depreciation allowed (or allowable) | (g) Cost or other basis plus expense of sale | (h) Gain or (loss) (e) plus (f) minus (g) |
|-----------------------|--|---|--|
| 16,093 | | 10,935 | 5,158 |
| 2,682 | | 1,814 | 868 |
| 5,364 | | 3,628 | 1,736 |
| 4,694 | | 3,170 | 1,524 |
| 1,073 | | 737 | 336 |
| 5,981 | | 4,120 | 1,861 |
| 161 | | 111 | 50 |
| 1,180 | | 809 | 371 |
| 671 | | 460 | 211 |
| 402 | | 276 | 126 |

Form 990PF Part IV - Capital Gains and Losses for Tax on Investment Income - Columns i - l

| Complete only for assets showing gain in column (h) and owned by the foundation on 12/31/69 | | | (I) Gains (Col (h) gain minus col (k), but not less than -0-) or Losses (from col (h)) |
|---|--------------------------------------|---|--|
| (i) F M V as of 12/31/69 | (j) Adjusted basis as of 12/31/69 | (k) Excess of col (i) over col (j), if any | |
| | | | 5,158 |
| | | | 868 |
| | | | 1,736 |
| | | | 1,524 |
| | | | 336 |
| | | | 1,861 |
| | | | 50 |
| | | | 371 |
| | | | 211 |
| | | | 126 |

| Form 990PF Part IV - Capital Gains and Losses for Tax on Investment Income - Columns a - d | | | |
|--|---|---|-------------------------------------|
| List and describe the kind(s) of property sold (e g , real estate, (a) 2-story brick warehouse, or common stock, 200 shs MLC Co) | (b) How acquired P—Purchase D—Donation | (c) Date acquired (mo , day, yr) | (d) Date sold (mo , day, yr) |
| TRIMAS CORP COM NEW COM NEW | P | 2016-08-18 | 2017-09-26 |
| TRIMAS CORP COM NEW COM NEW | P | 2016-08-24 | 2017-09-26 |
| TRIMAS CORP COM NEW COM NEW | P | 2016-08-25 | 2017-09-26 |
| TRIMAS CORP COM NEW COM NEW | P | 2016-09-07 | 2017-09-26 |
| TRIMAS CORP COM NEW COM NEW | P | 2016-09-07 | 2017-09-26 |
| TRIMAS CORP COM NEW COM NEW | P | 2016-09-08 | 2017-09-26 |
| TRIMAS CORP COM NEW COM NEW | P | 2016-09-09 | 2017-09-26 |
| TRIMAS CORP COM NEW COM NEW | P | 2016-09-12 | 2017-09-26 |
| TRIMAS CORP COM NEW COM NEW | P | 2016-09-13 | 2017-09-26 |
| TRIMAS CORP COM NEW COM NEW | P | 2016-12-09 | 2017-09-26 |

Form 990PF Part IV - Capital Gains and Losses for Tax on Investment Income - Columns e - h

| (e) Gross sales price | (f) Depreciation allowed (or allowable) | (g) Cost or other basis plus expense of sale | (h) Gain or (loss) (e) plus (f) minus (g) |
|-----------------------|--|---|--|
| 1,502 | | 1,032 | 470 |
| 1,019 | | 715 | 304 |
| 590 | | 414 | 176 |
| 992 | | 704 | 288 |
| 8,181 | | 5,815 | 2,366 |
| 6,893 | | 4,865 | 2,028 |
| 1,663 | | 1,157 | 506 |
| 4,828 | | 3,272 | 1,556 |
| 1,073 | | 717 | 356 |
| 30,175 | | 26,703 | 3,472 |

Form 990PF Part IV - Capital Gains and Losses for Tax on Investment Income - Columns i - l

| Complete only for assets showing gain in column (h) and owned by the foundation on 12/31/69 | | | (I) Gains (Col (h) gain minus col (k), but not less than -0-) or Losses (from col (h)) |
|---|--------------------------------------|---|--|
| (i) F M V as of 12/31/69 | (j) Adjusted basis as of 12/31/69 | (k) Excess of col (i) over col (j), if any | |
| | | | 470 |
| | | | 304 |
| | | | 176 |
| | | | 288 |
| | | | 2,366 |
| | | | 2,028 |
| | | | 506 |
| | | | 1,556 |
| | | | 356 |
| | | | 3,472 |

| Form 990PF Part IV - Capital Gains and Losses for Tax on Investment Income - Columns a - d | | | |
|--|---|---|-------------------------------------|
| List and describe the kind(s) of property sold (e g , real estate, (a) 2-story brick warehouse, or common stock, 200 shs MLC Co) | (b) How acquired P—Purchase D—Donation | (c) Date acquired (mo , day, yr) | (d) Date sold (mo , day, yr) |
| TRIMAS CORP COM NEW COM NEW | P | 2016-12-16 | 2017-09-26 |
| TRIMAS CORP COM NEW COM NEW | P | 2016-12-19 | 2017-09-26 |
| TRIMAS CORP COM NEW COM NEW | P | 2016-12-22 | 2017-09-26 |
| TRIMAS CORP COM NEW COM NEW | P | 2016-12-30 | 2017-09-26 |
| TRIMAS CORP COM NEW COM NEW | P | 2017-01-04 | 2017-09-26 |
| TRIMAS CORP COM NEW COM NEW | P | 2017-01-05 | 2017-09-26 |
| TRIMAS CORP COM NEW COM NEW | P | 2017-01-06 | 2017-09-26 |
| TRIMAS CORP COM NEW COM NEW | P | 2017-01-09 | 2017-09-26 |
| TRIMAS CORP COM NEW COM NEW | P | 2017-01-10 | 2017-09-26 |
| TRIMAS CORP COM NEW COM NEW | P | 2017-02-02 | 2017-09-26 |

Form 990PF Part IV - Capital Gains and Losses for Tax on Investment Income - Columns e - h

| (e) Gross sales price | (f) Depreciation allowed (or allowable) | (g) Cost or other basis plus expense of sale | (h) Gain or (loss) (e) plus (f) minus (g) |
|-----------------------|--|---|--|
| 11,399 | | 9,759 | 1,640 |
| 671 | | 587 | 84 |
| 8,047 | | 7,067 | 980 |
| 3,353 | | 2,943 | 410 |
| 9,870 | | 8,735 | 1,135 |
| 2,682 | | 2,341 | 341 |
| 4,694 | | 4,075 | 619 |
| 11,399 | | 9,778 | 1,621 |
| 2,682 | | 2,312 | 370 |
| 7,510 | | 6,068 | 1,442 |

Form 990PF Part IV - Capital Gains and Losses for Tax on Investment Income - Columns i - l

| Complete only for assets showing gain in column (h) and owned by the foundation on 12/31/69 | | | (I) Gains (Col (h) gain minus col (k), but not less than -0-) or Losses (from col (h)) |
|---|--------------------------------------|---|--|
| (i) F M V as of 12/31/69 | (j) Adjusted basis as of 12/31/69 | (k) Excess of col (i) over col (j), if any | |
| | | | 1,640 |
| | | | 84 |
| | | | 980 |
| | | | 410 |
| | | | 1,135 |
| | | | 341 |
| | | | 619 |
| | | | 1,621 |
| | | | 370 |
| | | | 1,442 |

| Form 990PF Part IV - Capital Gains and Losses for Tax on Investment Income - Columns a - d | | | |
|--|---|---|-------------------------------------|
| List and describe the kind(s) of property sold (e g , real estate, (a) 2-story brick warehouse, or common stock, 200 shs MLC Co) | (b) How acquired P—Purchase D—Donation | (c) Date acquired (mo , day, yr) | (d) Date sold (mo , day, yr) |
| TRIMAS CORP COM NEW COM NEW | P | 2017-02-02 | 2017-09-26 |
| TRIMAS CORP COM NEW COM NEW | P | 2017-02-02 | 2017-09-26 |
| TRIMAS CORP COM NEW COM NEW | P | 2017-02-03 | 2017-09-26 |
| TRIPLE-S MGMT CORP CL B CL B | P | 2015-05-04 | 2017-09-26 |
| TRIPLE-S MGMT CORP CL B CL B | P | 2015-05-05 | 2017-09-26 |
| TRIPLE-S MGMT CORP CL B CL B | P | 2015-05-06 | 2017-09-26 |
| TRIPLE-S MGMT CORP CL B CL B | P | 2015-05-06 | 2017-09-26 |
| TRIPLE-S MGMT CORP CL B CL B | P | 2015-05-07 | 2017-09-26 |
| TRIPLE-S MGMT CORP CL B CL B | P | 2015-05-07 | 2017-09-26 |
| TRIPLE-S MGMT CORP CL B CL B | P | 2015-05-12 | 2017-09-26 |

Form 990PF Part IV - Capital Gains and Losses for Tax on Investment Income - Columns e - h

| (e) Gross sales price | (f) Depreciation allowed (or allowable) | (g) Cost or other basis plus expense of sale | (h) Gain or (loss) (e) plus (f) minus (g) |
|-----------------------|--|---|--|
| 671 | | 543 | 128 |
| 6,035 | | 4,874 | 1,161 |
| 671 | | 552 | 119 |
| 4,356 | | 3,881 | 475 |
| 1,634 | | 1,436 | 198 |
| 3,267 | | 2,885 | 382 |
| 3,812 | | 3,374 | 438 |
| 2,178 | | 1,984 | 194 |
| 1,634 | | 1,462 | 172 |
| 3,267 | | 3,474 | -207 |

Form 990PF Part IV - Capital Gains and Losses for Tax on Investment Income - Columns i - l

| Complete only for assets showing gain in column (h) and owned by the foundation on 12/31/69 | | | (I) Gains (Col (h) gain minus col (k), but not less than -0-) or Losses (from col (h)) |
|---|-----------------------------------|--|--|
| (i) F M V as of 12/31/69 | (j) Adjusted basis as of 12/31/69 | (k) Excess of col (i) over col (j), if any | |
| | | | 128 |
| | | | 1,161 |
| | | | 119 |
| | | | 475 |
| | | | 198 |
| | | | 382 |
| | | | 438 |
| | | | 194 |
| | | | 172 |
| | | | -207 |

| Form 990PF Part IV - Capital Gains and Losses for Tax on Investment Income - Columns a - d | | | |
|--|---|---|-------------------------------------|
| List and describe the kind(s) of property sold (e g , real estate, (a) 2-story brick warehouse, or common stock, 200 shs MLC Co) | (b) How acquired P—Purchase D—Donation | (c) Date acquired (mo , day, yr) | (d) Date sold (mo , day, yr) |
| TRIPLE-S MGMT CORP CL B CL B | P | 2015-05-15 | 2017-09-26 |
| TRIPLE-S MGMT CORP CL B CL B | P | 2015-05-19 | 2017-09-26 |
| TRIPLE-S MGMT CORP CL B CL B | P | 2015-05-20 | 2017-09-26 |
| TRIPLE-S MGMT CORP CL B CL B | P | 2015-05-21 | 2017-09-26 |
| TRIPLE-S MGMT CORP CL B CL B | P | 2015-05-22 | 2017-09-26 |
| TRIPLE-S MGMT CORP CL B CL B | P | 2015-05-26 | 2017-09-26 |
| TRIPLE-S MGMT CORP CL B CL B | P | 2015-05-28 | 2017-09-26 |
| TRIPLE-S MGMT CORP CL B CL B | P | 2015-05-29 | 2017-09-26 |
| TRIPLE-S MGMT CORP CL B CL B | P | 2015-06-11 | 2017-09-26 |
| TRIPLE-S MGMT CORP CL B CL B | P | 2015-06-12 | 2017-09-26 |

Form 990PF Part IV - Capital Gains and Losses for Tax on Investment Income - Columns e - h

| (e) Gross sales price | Depreciation allowed (f) (or allowable) | Cost or other basis (g) plus expense of sale | Gain or (loss) (h) (e) plus (f) minus (g) |
|-----------------------|--|---|--|
| 2,178 | | 2,344 | -166 |
| 10,890 | | 11,807 | -917 |
| 1,634 | | 1,768 | -134 |
| 1,634 | | 1,767 | -133 |
| 3,812 | | 4,118 | -306 |
| 7,079 | | 7,615 | -536 |
| 828 | | 889 | -61 |
| 392 | | 421 | -29 |
| 6,425 | | 7,192 | -767 |
| 2,766 | | 3,109 | -343 |

Form 990PF Part IV - Capital Gains and Losses for Tax on Investment Income - Columns i - l

| Complete only for assets showing gain in column (h) and owned by the foundation on 12/31/69 | | | (I) Gains (Col (h) gain minus col (k), but not less than -0-) or Losses (from col (h)) |
|---|--------------------------------------|---|--|
| (i) F M V as of 12/31/69 | Adjusted basis (j) as of 12/31/69 | Excess of col (i) (k) over col (j), if any | |
| | | | -166 |
| | | | -917 |
| | | | -134 |
| | | | -133 |
| | | | -306 |
| | | | -536 |
| | | | -61 |
| | | | -29 |
| | | | -767 |
| | | | -343 |

| Form 990PF Part IV - Capital Gains and Losses for Tax on Investment Income - Columns a - d | | | |
|--|---|---|-------------------------------------|
| List and describe the kind(s) of property sold (e g , real estate, (a) 2-story brick warehouse, or common stock, 200 shs MLC Co) | (b) How acquired P—Purchase D—Donation | (c) Date acquired (mo , day, yr) | (d) Date sold (mo , day, yr) |
| TRIPLE-S MGMT CORP CL B CL B | P | 2015-06-12 | 2017-09-26 |
| TRIPLE-S MGMT CORP CL B CL B | P | 2015-06-15 | 2017-09-26 |
| TRIPLE-S MGMT CORP CL B CL B | P | 2015-06-26 | 2017-09-26 |
| TRIPLE-S MGMT CORP CL B CL B | P | 2015-06-29 | 2017-09-26 |
| TRIPLE-S MGMT CORP CL B CL B | P | 2015-06-30 | 2017-09-26 |
| TRIPLE-S MGMT CORP CL B CL B | P | 2015-07-01 | 2017-09-26 |
| TRIPLE-S MGMT CORP CL B CL B | P | 2015-07-02 | 2017-09-26 |
| TRIPLE-S MGMT CORP CL B CL B | P | 2015-07-02 | 2017-09-26 |
| TRIPLE-S MGMT CORP CL B CL B | P | 2015-07-06 | 2017-09-26 |
| TRIPLE-S MGMT CORP CL B CL B | P | 2015-07-16 | 2017-09-26 |

Form 990PF Part IV - Capital Gains and Losses for Tax on Investment Income - Columns e - h

| (e) Gross sales price | Depreciation allowed (f) (or allowable) | Cost or other basis (g) plus expense of sale | Gain or (loss) (h) (e) plus (f) minus (g) |
|-----------------------|--|---|--|
| 5,140 | | 5,782 | -642 |
| 7,449 | | 8,357 | -908 |
| 2,723 | | 3,249 | -526 |
| 5,445 | | 6,430 | -985 |
| 1,634 | | 1,919 | -285 |
| 1,634 | | 1,847 | -213 |
| 2,178 | | 2,132 | 46 |
| 3,267 | | 3,037 | 230 |
| 10,346 | | 9,902 | 444 |
| 1,089 | | 1,083 | 6 |

Form 990PF Part IV - Capital Gains and Losses for Tax on Investment Income - Columns i - l

| Complete only for assets showing gain in column (h) and owned by the foundation on 12/31/69 | | | (I) Gains (Col (h) gain minus col (k), but not less than -0-) or Losses (from col (h)) |
|---|--------------------------------------|---|--|
| (i) F M V as of 12/31/69 | Adjusted basis (j) as of 12/31/69 | Excess of col (i) (k) over col (j), if any | |
| | | | -642 |
| | | | -908 |
| | | | -526 |
| | | | -985 |
| | | | -285 |
| | | | -213 |
| | | | 46 |
| | | | 230 |
| | | | 444 |
| | | | 6 |

| Form 990PF Part IV - Capital Gains and Losses for Tax on Investment Income - Columns a - d | | | |
|--|---|---|-------------------------------------|
| List and describe the kind(s) of property sold (e g , real estate, (a) 2-story brick warehouse, or common stock, 200 shs MLC Co) | (b) How acquired P—Purchase D—Donation | (c) Date acquired (mo , day, yr) | (d) Date sold (mo , day, yr) |
| TRIPLE-S MGMT CORP CL B CL B | P | 2015-07-20 | 2017-09-26 |
| TRIPLE-S MGMT CORP CL B CL B | P | 2015-07-22 | 2017-09-26 |
| TRIPLE-S MGMT CORP CL B CL B | P | 2015-07-23 | 2017-09-26 |
| TRIPLE-S MGMT CORP CL B CL B | P | 2015-07-30 | 2017-09-26 |
| TRIPLE-S MGMT CORP CL B CL B | P | 2015-09-01 | 2017-09-26 |
| TRIPLE-S MGMT CORP CL B CL B | P | 2015-09-08 | 2017-09-26 |
| TRIPLE-S MGMT CORP CL B CL B | P | 2015-09-09 | 2017-09-26 |
| TRIPLE-S MGMT CORP CL B CL B | P | 2015-09-10 | 2017-09-26 |
| TRIPLE-S MGMT CORP CL B CL B | P | 2015-09-11 | 2017-09-26 |
| TRIPLE-S MGMT CORP CL B CL B | P | 2015-09-14 | 2017-09-26 |

Form 990PF Part IV - Capital Gains and Losses for Tax on Investment Income - Columns e - h

| (e) Gross sales price | Depreciation allowed (f) (or allowable) | Cost or other basis (g) plus expense of sale | Gain or (loss) (h) (e) plus (f) minus (g) |
|-----------------------|--|---|--|
| 1,089 | | 1,078 | 11 |
| 545 | | 542 | 3 |
| 545 | | 543 | 2 |
| 545 | | 526 | 19 |
| 4,356 | | 4,169 | 187 |
| 2,178 | | 2,106 | 72 |
| 7,079 | | 6,898 | 181 |
| 2,723 | | 2,657 | 66 |
| 1,634 | | 1,582 | 52 |
| 545 | | 527 | 18 |

Form 990PF Part IV - Capital Gains and Losses for Tax on Investment Income - Columns i - l

| Complete only for assets showing gain in column (h) and owned by the foundation on 12/31/69 | | | (I) Gains (Col (h) gain minus col (k), but not less than -0-) or Losses (from col (h)) |
|---|--------------------------------------|---|--|
| (i) F M V as of 12/31/69 | Adjusted basis (j) as of 12/31/69 | Excess of col (i) (k) over col (j), if any | |
| | | | 11 |
| | | | 3 |
| | | | 2 |
| | | | 19 |
| | | | 187 |
| | | | 72 |
| | | | 181 |
| | | | 66 |
| | | | 52 |
| | | | 18 |

| Form 990PF Part IV - Capital Gains and Losses for Tax on Investment Income - Columns a - d | | | |
|--|---|---|-------------------------------------|
| List and describe the kind(s) of property sold (e g , real estate, (a) 2-story brick warehouse, or common stock, 200 shs MLC Co) | (b) How acquired P—Purchase D—Donation | (c) Date acquired (mo , day, yr) | (d) Date sold (mo , day, yr) |
| TRIPLE-S MGMT CORP CL B CL B | P | 2016-05-12 | 2017-09-26 |
| TRIPLE-S MGMT CORP CL B CL B | P | 2016-05-13 | 2017-09-26 |
| TRIPLE-S MGMT CORP CL B CL B | P | 2016-05-16 | 2017-09-26 |
| TRIPLE-S MGMT CORP CL B CL B | P | 2016-05-17 | 2017-09-26 |
| TRIPLE-S MGMT CORP CL B CL B | P | 2016-05-18 | 2017-09-26 |
| TRIPLE-S MGMT CORP CL B CL B | P | 2016-05-19 | 2017-09-26 |
| TRIPLE-S MGMT CORP CL B CL B | P | 2016-05-19 | 2017-09-26 |
| TRIPLE-S MGMT CORP CL B CL B | P | 2016-05-20 | 2017-09-26 |
| TRIPLE-S MGMT CORP CL B CL B | P | 2016-05-23 | 2017-09-26 |
| TRIPLE-S MGMT CORP CL B CL B | P | 2016-05-25 | 2017-09-26 |

Form 990PF Part IV - Capital Gains and Losses for Tax on Investment Income - Columns e - h

| (e) Gross sales price | Depreciation allowed (f) (or allowable) | Cost or other basis (g) plus expense of sale | Gain or (loss) (h) (e) plus (f) minus (g) |
|-----------------------|--|---|--|
| 1,437 | | 1,428 | 9 |
| 3,419 | | 3,449 | -30 |
| 1,503 | | 1,529 | -26 |
| 2,439 | | 2,457 | -18 |
| 545 | | 548 | -3 |
| 261 | | 261 | |
| 1,024 | | 1,026 | -2 |
| 784 | | 791 | -7 |
| 479 | | 491 | -12 |
| 632 | | 661 | -29 |

Form 990PF Part IV - Capital Gains and Losses for Tax on Investment Income - Columns i - l

| Complete only for assets showing gain in column (h) and owned by the foundation on 12/31/69 | | | (I) Gains (Col (h) gain minus col (k), but not less than -0-) or Losses (from col (h)) |
|---|--------------------------------------|---|--|
| (i) F M V as of 12/31/69 | Adjusted basis (j) as of 12/31/69 | Excess of col (i) (k) over col (j), if any | |
| | | | 9 |
| | | | -30 |
| | | | -26 |
| | | | -18 |
| | | | -3 |
| | | | |
| | | | -2 |
| | | | -7 |
| | | | -12 |
| | | | -29 |

| Form 990PF Part IV - Capital Gains and Losses for Tax on Investment Income - Columns a - d | | | |
|--|---|---|-------------------------------------|
| List and describe the kind(s) of property sold (e g , real estate, (a) 2-story brick warehouse, or common stock, 200 shs MLC Co) | (b) How acquired P—Purchase D—Donation | (c) Date acquired (mo , day, yr) | (d) Date sold (mo , day, yr) |
| TRIPLE-S MGMT CORP CL B CL B | P | 2016-08-15 | 2017-09-26 |
| TRIPLE-S MGMT CORP CL B CL B | P | 2016-08-15 | 2017-09-26 |
| TRIPLE-S MGMT CORP CL B CL B | P | 2016-08-16 | 2017-09-26 |
| TRIPLE-S MGMT CORP CL B CL B | P | 2016-08-17 | 2017-09-26 |
| TRIPLE-S MGMT CORP CL B CL B | P | 2016-08-18 | 2017-09-26 |
| TRIPLE-S MGMT CORP CL B CL B | P | 2016-08-19 | 2017-09-26 |
| TRIPLE-S MGMT CORP CL B CL B | P | 2016-08-22 | 2017-09-26 |
| TRIPLE-S MGMT CORP CL B CL B | P | 2016-08-23 | 2017-09-26 |
| TRIPLE-S MGMT CORP CL B CL B | P | 2016-08-24 | 2017-09-26 |
| TRIPLE-S MGMT CORP CL B CL B | P | 2016-08-25 | 2017-09-26 |

Form 990PF Part IV - Capital Gains and Losses for Tax on Investment Income - Columns e - h

| (e) Gross sales price | (f) Depreciation allowed (or allowable) | (g) Cost or other basis plus expense of sale | (h) Gain or (loss) (e) plus (f) minus (g) |
|-----------------------|--|---|--|
| 5,728 | | 6,024 | -296 |
| 3,115 | | 3,278 | -163 |
| 1,481 | | 1,539 | -58 |
| 1,220 | | 1,260 | -40 |
| 1,024 | | 1,069 | -45 |
| 719 | | 749 | -30 |
| 545 | | 568 | -23 |
| 1,089 | | 1,146 | -57 |
| 1,394 | | 1,452 | -58 |
| 1,263 | | 1,322 | -59 |

Form 990PF Part IV - Capital Gains and Losses for Tax on Investment Income - Columns i - l

| Complete only for assets showing gain in column (h) and owned by the foundation on 12/31/69 | | | (l) Gains (Col (h) gain minus col (k), but not less than -0-) or Losses (from col (h)) |
|---|--------------------------------------|---|--|
| (i) F M V as of 12/31/69 | (j) Adjusted basis as of 12/31/69 | (k) Excess of col (i) over col (j), if any | |
| | | | -296 |
| | | | -163 |
| | | | -58 |
| | | | -40 |
| | | | -45 |
| | | | -30 |
| | | | -23 |
| | | | -57 |
| | | | -58 |
| | | | -59 |

| Form 990PF Part IV - Capital Gains and Losses for Tax on Investment Income - Columns a - d | | | |
|--|---|---|-------------------------------------|
| List and describe the kind(s) of property sold (e g , real estate, (a) 2-story brick warehouse, or common stock, 200 shs MLC Co) | (b) How acquired P—Purchase D—Donation | (c) Date acquired (mo , day, yr) | (d) Date sold (mo , day, yr) |
| TRIPLE-S MGMT CORP CL B CL B | P | 2016-08-26 | 2017-09-26 |
| TRIPLE-S MGMT CORP CL B CL B | P | 2016-08-29 | 2017-09-26 |
| TRIPLE-S MGMT CORP CL B CL B | P | 2016-08-30 | 2017-09-26 |
| TRIPLE-S MGMT CORP CL B CL B | P | 2016-08-31 | 2017-09-26 |
| TRIPLE-S MGMT CORP CL B CL B | P | 2016-09-01 | 2017-09-26 |
| TRIPLE-S MGMT CORP CL B CL B | P | 2016-09-06 | 2017-09-26 |
| TRIPLE-S MGMT CORP CL B CL B | P | 2016-09-09 | 2017-09-26 |
| TRIPLE-S MGMT CORP CL B CL B | P | 2016-09-12 | 2017-09-26 |
| TRIPLE-S MGMT CORP CL B CL B | P | 2016-09-13 | 2017-09-26 |
| TRIPLE-S MGMT CORP CL B CL B | P | 2016-09-14 | 2017-09-26 |

Form 990PF Part IV - Capital Gains and Losses for Tax on Investment Income - Columns e - h

| (e) Gross sales price | Depreciation allowed (f) (or allowable) | Cost or other basis (g) plus expense of sale | Gain or (loss) (h) (e) plus (f) minus (g) |
|-----------------------|--|---|--|
| 632 | | 638 | -6 |
| 2,178 | | 2,187 | -9 |
| 1,089 | | 1,103 | -14 |
| 1,634 | | 1,646 | -12 |
| 1,634 | | 1,646 | -12 |
| 545 | | 556 | -11 |
| 545 | | 563 | -18 |
| 545 | | 556 | -11 |
| 545 | | 550 | -5 |
| 479 | | 482 | -3 |

Form 990PF Part IV - Capital Gains and Losses for Tax on Investment Income - Columns i - l

| Complete only for assets showing gain in column (h) and owned by the foundation on 12/31/69 | | | (I) Gains (Col (h) gain minus col (k), but not less than -0-) or Losses (from col (h)) |
|---|--------------------------------------|---|--|
| (i) F M V as of 12/31/69 | Adjusted basis (j) as of 12/31/69 | Excess of col (i) (k) over col (j), if any | |
| | | | -6 |
| | | | -9 |
| | | | -14 |
| | | | -12 |
| | | | -12 |
| | | | -11 |
| | | | -18 |
| | | | -11 |
| | | | -5 |
| | | | -3 |

| Form 990PF Part IV - Capital Gains and Losses for Tax on Investment Income - Columns a - d | | | |
|--|---|---|-------------------------------------|
| List and describe the kind(s) of property sold (e g , real estate, (a) 2-story brick warehouse, or common stock, 200 shs MLC Co) | (b) How acquired P—Purchase D—Donation | (c) Date acquired (mo , day, yr) | (d) Date sold (mo , day, yr) |
| TRIPLE-S MGMT CORP CL B CL B | P | 2016-11-22 | 2017-09-26 |
| TRIPLE-S MGMT CORP CL B CL B | P | 2016-11-22 | 2017-09-26 |
| TRIPLE-S MGMT CORP CL B CL B | P | 2016-11-23 | 2017-09-26 |
| TRIPLE-S MGMT CORP CL B CL B | P | 2016-11-23 | 2017-09-26 |
| TRIPLE-S MGMT CORP CL B CL B | P | 2016-11-28 | 2017-09-26 |
| TRIPLE-S MGMT CORP CL B CL B | P | 2016-11-29 | 2017-09-26 |
| TRIPLE-S MGMT CORP CL B CL B | P | 2016-11-30 | 2017-09-26 |
| TRIPLE-S MGMT CORP CL B CL B | P | 2016-12-01 | 2017-09-26 |
| U S CONCRETE INC COMMON STOCK | P | 2016-03-21 | 2017-09-26 |
| U S CONCRETE INC COMMON STOCK | P | 2016-03-22 | 2017-09-26 |

Form 990PF Part IV - Capital Gains and Losses for Tax on Investment Income - Columns e - h

| (e) Gross sales price | (f) Depreciation allowed (or allowable) | (g) Cost or other basis plus expense of sale | (h) Gain or (loss) (e) plus (f) minus (g) |
|-----------------------|--|---|--|
| 2,178 | | 2,202 | -24 |
| 1,634 | | 1,656 | -22 |
| 545 | | 559 | -14 |
| 1,089 | | 1,105 | -16 |
| 545 | | 556 | -11 |
| 1,089 | | 1,121 | -32 |
| 1,089 | | 1,118 | -29 |
| 545 | | 559 | -14 |
| 25,503 | | 21,060 | 4,443 |
| 2,536 | | 2,155 | 381 |

Form 990PF Part IV - Capital Gains and Losses for Tax on Investment Income - Columns i - l

| Complete only for assets showing gain in column (h) and owned by the foundation on 12/31/69 | | | (I) Gains (Col (h) gain minus col (k), but not less than -0-) or Losses (from col (h)) |
|---|--------------------------------------|---|--|
| (i) F M V as of 12/31/69 | (j) Adjusted basis as of 12/31/69 | (k) Excess of col (i) over col (j), if any | |
| | | | -24 |
| | | | -22 |
| | | | -14 |
| | | | -16 |
| | | | -11 |
| | | | -32 |
| | | | -29 |
| | | | -14 |
| | | | 4,443 |
| | | | 381 |

| Form 990PF Part IV - Capital Gains and Losses for Tax on Investment Income - Columns a - d | | | |
|--|---|---|-------------------------------------|
| List and describe the kind(s) of property sold (e g , real estate, (a) 2-story brick warehouse, or common stock, 200 shs MLC Co) | (b) How acquired P—Purchase D—Donation | (c) Date acquired (mo , day, yr) | (d) Date sold (mo , day, yr) |
| U S CONCRETE INC COMMON STOCK | P | 2016-04-04 | 2017-09-26 |
| U S CONCRETE INC COMMON STOCK | P | 2016-04-05 | 2017-09-26 |
| U S CONCRETE INC COMMON STOCK | P | 2016-04-06 | 2017-09-26 |
| U S CONCRETE INC COMMON STOCK | P | 2016-04-12 | 2017-09-26 |
| U S CONCRETE INC COMMON STOCK | P | 2016-04-13 | 2017-09-26 |
| U S CONCRETE INC COMMON STOCK | P | 2016-05-11 | 2017-09-26 |
| U S CONCRETE INC COMMON STOCK | P | 2016-05-13 | 2017-09-26 |
| U S CONCRETE INC COMMON STOCK | P | 2016-05-23 | 2017-09-26 |
| U S CONCRETE INC COMMON STOCK | P | 2016-05-24 | 2017-09-26 |
| U S CONCRETE INC COMMON STOCK | P | 2016-05-25 | 2017-09-26 |

Form 990PF Part IV - Capital Gains and Losses for Tax on Investment Income - Columns e - h

| (e) Gross sales price | (f) Depreciation allowed (or allowable) | (g) Cost or other basis plus expense of sale | (h) Gain or (loss) (e) plus (f) minus (g) |
|-----------------------|--|---|--|
| 5,868 | | 5,063 | 805 |
| 7,607 | | 6,495 | 1,112 |
| 2,463 | | 2,127 | 336 |
| 6,955 | | 5,955 | 1,000 |
| 10,650 | | 9,069 | 1,581 |
| 6,013 | | 5,426 | 587 |
| 5,724 | | 5,077 | 647 |
| 10,143 | | 8,824 | 1,319 |
| 2,681 | | 2,380 | 301 |
| 1,521 | | 1,341 | 180 |

Form 990PF Part IV - Capital Gains and Losses for Tax on Investment Income - Columns i - l

| Complete only for assets showing gain in column (h) and owned by the foundation on 12/31/69 | | | (l) Gains (Col (h) gain minus col (k), but not less than -0-) or Losses (from col (h)) |
|---|--------------------------------------|---|--|
| (i) F M V as of 12/31/69 | (j) Adjusted basis as of 12/31/69 | (k) Excess of col (i) over col (j), if any | |
| | | | 805 |
| | | | 1,112 |
| | | | 336 |
| | | | 1,000 |
| | | | 1,581 |
| | | | 587 |
| | | | 647 |
| | | | 1,319 |
| | | | 301 |
| | | | 180 |

| Form 990PF Part IV - Capital Gains and Losses for Tax on Investment Income - Columns a - d | | | |
|--|---|---|-------------------------------------|
| List and describe the kind(s) of property sold (e g , real estate, (a) 2-story brick warehouse, or common stock, 200 shs MLC Co) | (b) How acquired P—Purchase D—Donation | (c) Date acquired (mo , day, yr) | (d) Date sold (mo , day, yr) |
| U S CONCRETE INC COMMON STOCK | P | 2016-06-02 | 2017-09-26 |
| U S CONCRETE INC COMMON STOCK | P | 2016-06-03 | 2017-09-26 |
| U S CONCRETE INC COMMON STOCK | P | 2016-08-19 | 2017-09-26 |
| U S CONCRETE INC COMMON STOCK | P | 2016-08-22 | 2017-09-26 |
| U S CONCRETE INC COMMON STOCK | P | 2016-08-24 | 2017-09-26 |
| U S CONCRETE INC COMMON STOCK | P | 2016-11-16 | 2017-09-26 |
| U S CONCRETE INC COMMON STOCK | P | 2016-11-16 | 2017-09-26 |
| U S CONCRETE INC COMMON STOCK | P | 2016-11-16 | 2017-09-26 |
| U S CONCRETE INC COMMON STOCK | P | 2016-11-17 | 2017-09-26 |
| U S CONCRETE INC COMMON STOCK | P | 2016-11-28 | 2017-09-26 |

Form 990PF Part IV - Capital Gains and Losses for Tax on Investment Income - Columns e - h

| (e) Gross sales price | (f) Depreciation allowed (or allowable) | (g) Cost or other basis plus expense of sale | (h) Gain or (loss) (e) plus (f) minus (g) |
|-----------------------|--|---|--|
| 7,390 | | 6,293 | 1,097 |
| 10,433 | | 8,680 | 1,753 |
| 2,101 | | 1,595 | 506 |
| 4,782 | | 3,643 | 1,139 |
| 2,536 | | 1,971 | 565 |
| 8,549 | | 6,639 | 1,910 |
| 4,275 | | 3,305 | 970 |
| 3,405 | | 2,638 | 767 |
| 4,999 | | 3,893 | 1,106 |
| 10,723 | | 8,685 | 2,038 |

Form 990PF Part IV - Capital Gains and Losses for Tax on Investment Income - Columns i - l

| Complete only for assets showing gain in column (h) and owned by the foundation on 12/31/69 | | | (l) Gains (Col (h) gain minus col (k), but not less than -0-) or Losses (from col (h)) |
|---|--------------------------------------|---|--|
| (i) F M V as of 12/31/69 | (j) Adjusted basis as of 12/31/69 | (k) Excess of col (i) over col (j), if any | |
| | | | 1,097 |
| | | | 1,753 |
| | | | 506 |
| | | | 1,139 |
| | | | 565 |
| | | | 1,910 |
| | | | 970 |
| | | | 767 |
| | | | 1,106 |
| | | | 2,038 |

| Form 990PF Part IV - Capital Gains and Losses for Tax on Investment Income - Columns a - d | | | |
|--|---|---|-------------------------------------|
| List and describe the kind(s) of property sold (e g , real estate, (a) 2-story brick warehouse, or common stock, 200 shs MLC Co) | (b) How acquired P—Purchase D—Donation | (c) Date acquired (mo , day, yr) | (d) Date sold (mo , day, yr) |
| UBS GROUP AG COMMON STOCK | P | 2012-10-10 | 2017-09-26 |
| UBS GROUP AG COMMON STOCK | P | 2013-01-31 | 2017-09-26 |
| UBS GROUP AG COMMON STOCK | P | 2013-02-04 | 2017-09-26 |
| UBS GROUP AG COMMON STOCK | P | 2013-04-08 | 2017-09-26 |
| UBS GROUP AG COMMON STOCK | P | 2013-08-13 | 2017-09-26 |
| UBS GROUP AG COMMON STOCK | P | 2013-10-31 | 2017-09-26 |
| UBS GROUP AG COMMON STOCK | P | 2013-11-07 | 2017-09-26 |
| UBS GROUP AG COMMON STOCK | P | 2013-11-07 | 2017-09-26 |
| UBS GROUP AG COMMON STOCK | P | 2013-11-07 | 2017-09-26 |
| UBS GROUP AG COMMON STOCK | P | 2014-12-05 | 2017-09-26 |

Form 990PF Part IV - Capital Gains and Losses for Tax on Investment Income - Columns e - h

| (e) Gross sales price | (f) Depreciation allowed (or allowable) | (g) Cost or other basis plus expense of sale | (h) Gain or (loss) (e) plus (f) minus (g) |
|-----------------------|--|---|--|
| 7,505 | | 5,609 | 1,896 |
| 138,420 | | 144,227 | -5,807 |
| 57,536 | | 59,702 | -2,166 |
| 64,207 | | 58,385 | 5,822 |
| 3,335 | | 4,087 | -752 |
| 45,028 | | 52,340 | -7,312 |
| 17,928 | | 19,619 | -1,691 |
| 8,339 | | 9,119 | -780 |
| 8,755 | | 9,585 | -830 |
| 12,925 | | 14,113 | -1,188 |

Form 990PF Part IV - Capital Gains and Losses for Tax on Investment Income - Columns i - l

| Complete only for assets showing gain in column (h) and owned by the foundation on 12/31/69 | | | (l) Gains (Col (h) gain minus col (k), but not less than -0-) or Losses (from col (h)) |
|---|--------------------------------------|---|--|
| (i) F M V as of 12/31/69 | (j) Adjusted basis as of 12/31/69 | (k) Excess of col (i) over col (j), if any | |
| | | | 1,896 |
| | | | -5,807 |
| | | | -2,166 |
| | | | 5,822 |
| | | | -752 |
| | | | -7,312 |
| | | | -1,691 |
| | | | -780 |
| | | | -830 |
| | | | -1,188 |

| Form 990PF Part IV - Capital Gains and Losses for Tax on Investment Income - Columns a - d | | | |
|--|---|---|-------------------------------------|
| List and describe the kind(s) of property sold (e g , real estate, (a) 2-story brick warehouse, or common stock, 200 shs MLC Co) | (b) How acquired P—Purchase D—Donation | (c) Date acquired (mo , day, yr) | (d) Date sold (mo , day, yr) |
| UBS GROUP AG COMMON STOCK | P | 2014-12-08 | 2017-09-26 |
| UBS GROUP AG COMMON STOCK | P | 2014-12-09 | 2017-09-26 |
| UBS GROUP AG COMMON STOCK | P | 2014-12-24 | 2017-09-26 |
| UBS GROUP AG COMMON STOCK | P | 2014-12-29 | 2017-09-26 |
| UBS GROUP AG COMMON STOCK | P | 2016-10-25 | 2017-09-26 |
| ULTIMATE SOFTWARE GROUP INC COM | P | 2016-04-05 | 2017-09-26 |
| ULTIMATE SOFTWARE GROUP INC COM | P | 2017-03-21 | 2017-09-26 |
| UNITED TECHNOLOGIES CORP COM | P | 2015-08-03 | 2017-09-26 |
| VERIFONE SYSTEMS INC COM | P | 2017-02-02 | 2017-09-26 |
| VERIFONE SYSTEMS INC COM | P | 2017-02-03 | 2017-09-26 |

Form 990PF Part IV - Capital Gains and Losses for Tax on Investment Income - Columns e - h

| (e) Gross sales price | (f) Depreciation allowed (or allowable) | (g) Cost or other basis plus expense of sale | (h) Gain or (loss) (e) plus (f) minus (g) |
|-----------------------|--|---|--|
| 34,605 | | 37,556 | -2,951 |
| 4,169 | | 4,493 | -324 |
| 17,511 | | 18,504 | -993 |
| 20,846 | | 21,748 | -902 |
| 293,517 | | 242,977 | 50,540 |
| 67,498 | | 70,641 | -3,143 |
| 44,938 | | 47,037 | -2,099 |
| 81,486 | | 70,595 | 10,891 |
| 10,956 | | 10,121 | 835 |
| 2,490 | | 2,308 | 182 |

Form 990PF Part IV - Capital Gains and Losses for Tax on Investment Income - Columns i - l

| Complete only for assets showing gain in column (h) and owned by the foundation on 12/31/69 | | | (l) Gains (Col (h) gain minus col (k), but not less than -0-) or Losses (from col (h)) |
|---|--------------------------------------|---|--|
| (i) F M V as of 12/31/69 | (j) Adjusted basis as of 12/31/69 | (k) Excess of col (i) over col (j), if any | |
| | | | -2,951 |
| | | | -324 |
| | | | -993 |
| | | | -902 |
| | | | 50,540 |
| | | | -3,143 |
| | | | -2,099 |
| | | | 10,891 |
| | | | 835 |
| | | | 182 |

| Form 990PF Part IV - Capital Gains and Losses for Tax on Investment Income - Columns a - d | | | |
|--|---|---|-------------------------------------|
| List and describe the kind(s) of property sold (e g , real estate, (a) 2-story brick warehouse, or common stock, 200 shs MLC Co) | (b) How acquired P—Purchase D—Donation | (c) Date acquired (mo , day, yr) | (d) Date sold (mo , day, yr) |
| VERIFONE SYSTEMS INC COM | P | 2017-02-07 | 2017-09-26 |
| VERIFONE SYSTEMS INC COM | P | 2017-02-08 | 2017-09-26 |
| VERIFONE SYSTEMS INC COM | P | 2017-02-09 | 2017-09-26 |
| VERIFONE SYSTEMS INC COM | P | 2017-02-10 | 2017-09-26 |
| VERIFONE SYSTEMS INC COM | P | 2017-02-13 | 2017-09-26 |
| VERIFONE SYSTEMS INC COM | P | 2017-02-14 | 2017-09-26 |
| VERIFONE SYSTEMS INC COM | P | 2017-02-15 | 2017-09-26 |
| VERIFONE SYSTEMS INC COM | P | 2017-02-16 | 2017-09-26 |
| VERIFONE SYSTEMS INC COM | P | 2017-02-17 | 2017-09-26 |
| VERIFONE SYSTEMS INC COM | P | 2017-03-02 | 2017-09-26 |

Form 990PF Part IV - Capital Gains and Losses for Tax on Investment Income - Columns e - h

| (e) Gross sales price | Depreciation allowed (f) (or allowable) | Cost or other basis (g) plus expense of sale | Gain or (loss) (h) (e) plus (f) minus (g) |
|-----------------------|--|---|--|
| 3,984 | | 3,715 | 269 |
| 8,466 | | 7,977 | 489 |
| 11,454 | | 10,987 | 467 |
| 13,944 | | 13,611 | 333 |
| 10,797 | | 10,520 | 277 |
| 8,466 | | 8,221 | 245 |
| 4,681 | | 4,553 | 128 |
| 17,430 | | 16,892 | 538 |
| 7,948 | | 7,796 | 152 |
| 3,984 | | 4,094 | -110 |

Form 990PF Part IV - Capital Gains and Losses for Tax on Investment Income - Columns i - l

| Complete only for assets showing gain in column (h) and owned by the foundation on 12/31/69 | | | (I) Gains (Col (h) gain minus col (k), but not less than -0-) or Losses (from col (h)) |
|---|--------------------------------------|---|--|
| (i) F M V as of 12/31/69 | Adjusted basis (j) as of 12/31/69 | Excess of col (i) (k) over col (j), if any | |
| | | | 269 |
| | | | 489 |
| | | | 467 |
| | | | 333 |
| | | | 277 |
| | | | 245 |
| | | | 128 |
| | | | 538 |
| | | | 152 |
| | | | -110 |

| Form 990PF Part IV - Capital Gains and Losses for Tax on Investment Income - Columns a - d | | | |
|--|---|---|-------------------------------------|
| List and describe the kind(s) of property sold (e g , real estate, (a) 2-story brick warehouse, or common stock, 200 shs MLC Co) | (b) How acquired P—Purchase D—Donation | (c) Date acquired (mo , day, yr) | (d) Date sold (mo , day, yr) |
| VERIFONE SYSTEMS INC COM | P | 2017-03-07 | 2017-09-26 |
| VERIFONE SYSTEMS INC COM | P | 2017-03-10 | 2017-09-26 |
| VERIFONE SYSTEMS INC COM | P | 2017-03-17 | 2017-09-26 |
| VERIFONE SYSTEMS INC COM | P | 2017-03-20 | 2017-09-26 |
| VERIFONE SYSTEMS INC COM | P | 2017-03-21 | 2017-09-26 |
| VERIZON COMMUNICATIONS COM | P | 2015-08-03 | 2017-09-26 |
| VIRTUSA CORP COM | P | 2016-12-19 | 2017-09-26 |
| VIRTUSA CORP COM | P | 2016-12-19 | 2017-09-26 |
| VIRTUSA CORP COM | P | 2016-12-20 | 2017-09-26 |
| VIRTUSA CORP COM | P | 2016-12-20 | 2017-09-26 |

Form 990PF Part IV - Capital Gains and Losses for Tax on Investment Income - Columns e - h

| (e) Gross sales price | Depreciation allowed (f) (or allowable) | Cost or other basis (g) plus expense of sale | Gain or (loss) (h) (e) plus (f) minus (g) |
|-----------------------|--|---|--|
| 2,988 | | 2,988 | |
| 9,502 | | 9,240 | 262 |
| 12,430 | | 11,871 | 559 |
| 23,725 | | 22,637 | 1,088 |
| 14,821 | | 14,001 | 820 |
| 62,667 | | 59,477 | 3,190 |
| 2,777 | | 1,876 | 901 |
| 5,554 | | 3,751 | 1,803 |
| 15,551 | | 10,529 | 5,022 |
| 3,703 | | 2,491 | 1,212 |

Form 990PF Part IV - Capital Gains and Losses for Tax on Investment Income - Columns i - l

| Complete only for assets showing gain in column (h) and owned by the foundation on 12/31/69 | | | (I) Gains (Col (h) gain minus col (k), but not less than -0-) or Losses (from col (h)) |
|---|--------------------------------------|---|--|
| (i) F M V as of 12/31/69 | Adjusted basis (j) as of 12/31/69 | Excess of col (i) (k) over col (j), if any | |
| | | | |
| | | | 262 |
| | | | 559 |
| | | | 1,088 |
| | | | 820 |
| | | | 3,190 |
| | | | 901 |
| | | | 1,803 |
| | | | 5,022 |
| | | | 1,212 |

| Form 990PF Part IV - Capital Gains and Losses for Tax on Investment Income - Columns a - d | | | |
|--|---|---|-------------------------------------|
| List and describe the kind(s) of property sold (e g , real estate, (a) 2-story brick warehouse, or common stock, 200 shs MLC Co) | (b) How acquired P—Purchase D—Donation | (c) Date acquired (mo , day, yr) | (d) Date sold (mo , day, yr) |
| VIRTUSA CORP COM | P | 2016-12-27 | 2017-09-26 |
| VIRTUSA CORP COM | P | 2016-12-28 | 2017-09-26 |
| VIRTUSA CORP COM | P | 2016-12-29 | 2017-09-26 |
| VIRTUSA CORP COM | P | 2016-12-30 | 2017-09-26 |
| VIRTUSA CORP COM | P | 2017-01-03 | 2017-09-26 |
| VIRTUSA CORP COM | P | 2017-01-05 | 2017-09-26 |
| VIRTUSA CORP COM | P | 2017-02-02 | 2017-09-26 |
| VIRTUSA CORP COM | P | 2017-02-03 | 2017-09-26 |
| VISA INC COM CL A STK | P | 2015-08-03 | 2017-09-26 |
| VMWARE INC CL A COM CL A COM | P | 2016-04-05 | 2017-09-26 |

Form 990PF Part IV - Capital Gains and Losses for Tax on Investment Income - Columns e - h

| (e) Gross sales price | Depreciation allowed (f) (or allowable) | Cost or other basis (g) plus expense of sale | Gain or (loss) (h) (e) plus (f) minus (g) |
|-----------------------|---|---|--|
| 2,777 | | 1,887 | 890 |
| 4,628 | | 3,127 | 1,501 |
| 3,851 | | 2,586 | 1,265 |
| 9,812 | | 6,580 | 3,232 |
| 926 | | 627 | 299 |
| 2,777 | | 1,917 | 860 |
| 13,885 | | 9,532 | 4,353 |
| 6,480 | | 4,507 | 1,973 |
| 74,219 | | 54,637 | 19,582 |
| 43,717 | | 20,603 | 23,114 |

Form 990PF Part IV - Capital Gains and Losses for Tax on Investment Income - Columns i - l

| Complete only for assets showing gain in column (h) and owned by the foundation on 12/31/69 | | | (I) Gains (Col (h) gain minus col (k), but not less than -0-) or Losses (from col (h)) |
|---|--------------------------------------|---|---|
| (i) F M V as of 12/31/69 | Adjusted basis (j) as of 12/31/69 | Excess of col (i) (k) over col (j), if any | |
| | | | 890 |
| | | | 1,501 |
| | | | 1,265 |
| | | | 3,232 |
| | | | 299 |
| | | | 860 |
| | | | 4,353 |
| | | | 1,973 |
| | | | 19,582 |
| | | | 23,114 |

| Form 990PF Part IV - Capital Gains and Losses for Tax on Investment Income - Columns a - d | | | |
|--|---|---|-------------------------------------|
| List and describe the kind(s) of property sold (e g , real estate, (a) 2-story brick warehouse, or common stock, 200 shs MLC Co) | (b) How acquired P—Purchase D—Donation | (c) Date acquired (mo , day, yr) | (d) Date sold (mo , day, yr) |
| VOYA FINL INC COM | P | 2013-05-02 | 2017-09-26 |
| VOYA FINL INC COM | P | 2016-02-05 | 2017-09-26 |
| VOYA FINL INC COM | P | 2016-06-16 | 2017-09-26 |
| VOYA FINL INC COM | P | 2016-06-23 | 2017-09-26 |
| VOYA FINL INC COM | P | 2016-06-24 | 2017-09-26 |
| VOYA FINL INC COM | P | 2016-07-15 | 2017-09-26 |
| VOYA FINL INC COM | P | 2016-07-18 | 2017-09-26 |
| VOYA FINL INC COM | P | 2016-07-19 | 2017-09-26 |
| VOYA FINL INC COM | P | 2016-07-20 | 2017-09-26 |
| VOYA FINL INC COM | P | 2016-07-21 | 2017-09-26 |

Form 990PF Part IV - Capital Gains and Losses for Tax on Investment Income - Columns e - h

| (e) Gross sales price | Depreciation allowed (f) (or allowable) | Cost or other basis (g) plus expense of sale | Gain or (loss) (h) (e) plus (f) minus (g) |
|-----------------------|--|---|--|
| 254,829 | | 125,385 | 129,444 |
| 7,926 | | 5,874 | 2,052 |
| 194,193 | | 139,626 | 54,567 |
| 1,982 | | 1,450 | 532 |
| 293,272 | | 201,249 | 92,023 |
| 11,889 | | 7,566 | 4,323 |
| 4,954 | | 3,168 | 1,786 |
| 36,659 | | 23,493 | 13,166 |
| 5,945 | | 3,817 | 2,128 |
| 1,982 | | 1,281 | 701 |

Form 990PF Part IV - Capital Gains and Losses for Tax on Investment Income - Columns i - l

| Complete only for assets showing gain in column (h) and owned by the foundation on 12/31/69 | | | (I) Gains (Col (h) gain minus col (k), but not less than -0-) or Losses (from col (h)) |
|---|--------------------------------------|---|--|
| (i) F M V as of 12/31/69 | Adjusted basis (j) as of 12/31/69 | Excess of col (i) (k) over col (j), if any | |
| | | | 129,444 |
| | | | 2,052 |
| | | | 54,567 |
| | | | 532 |
| | | | 92,023 |
| | | | 4,323 |
| | | | 1,786 |
| | | | 13,166 |
| | | | 2,128 |
| | | | 701 |

| Form 990PF Part IV - Capital Gains and Losses for Tax on Investment Income - Columns a - d | | | |
|--|---|---|-------------------------------------|
| List and describe the kind(s) of property sold (e g , real estate, (a) 2-story brick warehouse, or common stock, 200 shs MLC Co) | (b) How acquired P—Purchase D—Donation | (c) Date acquired (mo , day, yr) | (d) Date sold (mo , day, yr) |
| VOYA FINL INC COM | P | 2016-07-25 | 2017-09-26 |
| VOYA FINL INC COM | P | 2016-07-27 | 2017-09-26 |
| WAGEWORKS INC COM USD0 001 | P | 2016-06-20 | 2017-09-26 |
| WAGEWORKS INC COM USD0 001 | P | 2016-06-22 | 2017-09-26 |
| WAGEWORKS INC COM USD0 001 | P | 2016-06-22 | 2017-09-26 |
| WAGEWORKS INC COM USD0 001 | P | 2016-07-06 | 2017-09-26 |
| WAGEWORKS INC COM USD0 001 | P | 2016-07-06 | 2017-09-26 |
| WAGEWORKS INC COM USD0 001 | P | 2016-08-10 | 2017-09-26 |
| WAGEWORKS INC COM USD0 001 | P | 2016-08-10 | 2017-09-26 |
| WAGEWORKS INC COM USD0 001 | P | 2016-08-11 | 2017-09-26 |

Form 990PF Part IV - Capital Gains and Losses for Tax on Investment Income - Columns e - h

| (e) Gross sales price | (f) Depreciation allowed (or allowable) | (g) Cost or other basis plus expense of sale | (h) Gain or (loss) (e) plus (f) minus (g) |
|-----------------------|--|---|--|
| 108,986 | | 70,423 | 38,563 |
| 128,802 | | 84,078 | 44,724 |
| 6,958 | | 6,966 | -8 |
| 2,889 | | 2,884 | 5 |
| 1,710 | | 1,712 | -2 |
| 2,359 | | 2,354 | 5 |
| 6,191 | | 6,173 | 18 |
| 3,125 | | 3,043 | 82 |
| 943 | | 923 | 20 |
| 5,071 | | 5,060 | 11 |

Form 990PF Part IV - Capital Gains and Losses for Tax on Investment Income - Columns i - l

| Complete only for assets showing gain in column (h) and owned by the foundation on 12/31/69 | | | (I) Gains (Col (h) gain minus col (k), but not less than -0-) or Losses (from col (h)) |
|---|-----------------------------------|--|--|
| (i) F M V as of 12/31/69 | (j) Adjusted basis as of 12/31/69 | (k) Excess of col (i) over col (j), if any | |
| | | | 38,563 |
| | | | 44,724 |
| | | | -8 |
| | | | 5 |
| | | | -2 |
| | | | 5 |
| | | | 18 |
| | | | 82 |
| | | | 20 |
| | | | 11 |

| Form 990PF Part IV - Capital Gains and Losses for Tax on Investment Income - Columns a - d | | | |
|--|---|---|-------------------------------------|
| List and describe the kind(s) of property sold (e g , real estate, (a) 2-story brick warehouse, or common stock, 200 shs MLC Co) | (b) How acquired P—Purchase D—Donation | (c) Date acquired (mo , day, yr) | (d) Date sold (mo , day, yr) |
| WAGEWORKS INC COM USD0 001 | P | 2016-08-12 | 2017-09-26 |
| WAGEWORKS INC COM USD0 001 | P | 2016-08-15 | 2017-09-26 |
| WAGEWORKS INC COM USD0 001 | P | 2017-01-26 | 2017-09-26 |
| WAGEWORKS INC COM USD0 001 | P | 2017-01-26 | 2017-09-26 |
| WAGEWORKS INC COM USD0 001 | P | 2017-01-30 | 2017-09-26 |
| WALMART INC COM | P | 2015-08-03 | 2017-09-26 |
| WEC ENERGY GROUP INC COM | P | 2016-08-15 | 2017-09-26 |
| WEC ENERGY GROUP INC COM | P | 2016-12-12 | 2017-09-26 |
| WESCO AIRCRAFT HOLDINGS INC | P | 2016-09-19 | 2017-09-26 |
| WESCO AIRCRAFT HOLDINGS INC | P | 2016-09-20 | 2017-09-26 |

Form 990PF Part IV - Capital Gains and Losses for Tax on Investment Income - Columns e - h

| (e) Gross sales price | Depreciation allowed (f) (or allowable) | Cost or other basis (g) plus expense of sale | Gain or (loss) (h) (e) plus (f) minus (g) |
|-----------------------|--|---|--|
| 1,179 | | 1,176 | 3 |
| 649 | | 656 | -7 |
| 2,418 | | 2,930 | -512 |
| 708 | | 859 | -151 |
| 2,653 | | 3,205 | -552 |
| 48,597 | | 44,180 | 4,417 |
| 27,041 | | 26,047 | 994 |
| 18,539 | | 16,716 | 1,823 |
| 1,207 | | 1,688 | -481 |
| 1,482 | | 2,083 | -601 |

Form 990PF Part IV - Capital Gains and Losses for Tax on Investment Income - Columns i - l

| Complete only for assets showing gain in column (h) and owned by the foundation on 12/31/69 | | | (I) Gains (Col (h) gain minus col (k), but not less than -0-) or Losses (from col (h)) |
|---|--------------------------------------|---|--|
| (i) F M V as of 12/31/69 | Adjusted basis (j) as of 12/31/69 | Excess of col (i) (k) over col (j), if any | |
| | | | 3 |
| | | | -7 |
| | | | -512 |
| | | | -151 |
| | | | -552 |
| | | | 4,417 |
| | | | 994 |
| | | | 1,823 |
| | | | -481 |
| | | | -601 |

| Form 990PF Part IV - Capital Gains and Losses for Tax on Investment Income - Columns a - d | | | |
|--|---|---|-------------------------------------|
| List and describe the kind(s) of property sold (e g , real estate, (a) 2-story brick warehouse, or common stock, 200 shs MLC Co) | (b) How acquired P—Purchase D—Donation | (c) Date acquired (mo , day, yr) | (d) Date sold (mo , day, yr) |
| WESCO AIRCRAFT HOLDINGS INC | P | 2016-09-21 | 2017-09-26 |
| WESCO AIRCRAFT HOLDINGS INC | P | 2016-09-21 | 2017-09-26 |
| WESCO AIRCRAFT HOLDINGS INC | P | 2016-09-22 | 2017-09-26 |
| WESCO AIRCRAFT HOLDINGS INC | P | 2016-09-23 | 2017-09-26 |
| WESCO AIRCRAFT HOLDINGS INC | P | 2016-09-26 | 2017-09-26 |
| WESCO AIRCRAFT HOLDINGS INC | P | 2016-09-27 | 2017-09-26 |
| WESCO AIRCRAFT HOLDINGS INC | P | 2016-09-27 | 2017-09-26 |
| WESCO AIRCRAFT HOLDINGS INC | P | 2016-09-28 | 2017-09-26 |
| WESCO AIRCRAFT HOLDINGS INC | P | 2016-09-29 | 2017-09-26 |
| WESCO AIRCRAFT HOLDINGS INC | P | 2016-09-30 | 2017-09-26 |

Form 990PF Part IV - Capital Gains and Losses for Tax on Investment Income - Columns e - h

| (e) Gross sales price | (f) Depreciation allowed (or allowable) | (g) Cost or other basis plus expense of sale | (h) Gain or (loss) (e) plus (f) minus (g) |
|-----------------------|--|---|--|
| 352 | | 482 | -130 |
| 1,520 | | 2,095 | -575 |
| 418 | | 593 | -175 |
| 2,357 | | 3,342 | -985 |
| 1,188 | | 1,687 | -499 |
| 884 | | 1,253 | -369 |
| 713 | | 1,017 | -304 |
| 713 | | 1,012 | -299 |
| 950 | | 1,350 | -400 |
| 1,425 | | 2,021 | -596 |

Form 990PF Part IV - Capital Gains and Losses for Tax on Investment Income - Columns i - l

| Complete only for assets showing gain in column (h) and owned by the foundation on 12/31/69 | | | (l) Gains (Col (h) gain minus col (k), but not less than -0-) or Losses (from col (h)) |
|---|--------------------------------------|---|--|
| (i) F M V as of 12/31/69 | (j) Adjusted basis as of 12/31/69 | (k) Excess of col (i) over col (j), if any | |
| | | | -130 |
| | | | -575 |
| | | | -175 |
| | | | -985 |
| | | | -499 |
| | | | -369 |
| | | | -304 |
| | | | -299 |
| | | | -400 |
| | | | -596 |

| Form 990PF Part IV - Capital Gains and Losses for Tax on Investment Income - Columns a - d | | | |
|--|---|---|-------------------------------------|
| List and describe the kind(s) of property sold (e g , real estate, (a) 2-story brick warehouse, or common stock, 200 shs MLC Co) | (b) How acquired P—Purchase D—Donation | (c) Date acquired (mo , day, yr) | (d) Date sold (mo , day, yr) |
| WESCO AIRCRAFT HOLDINGS INC | P | 2016-10-03 | 2017-09-26 |
| WESCO AIRCRAFT HOLDINGS INC | P | 2016-10-04 | 2017-09-26 |
| WESCO AIRCRAFT HOLDINGS INC | P | 2016-10-05 | 2017-09-26 |
| WESCO AIRCRAFT HOLDINGS INC | P | 2016-10-06 | 2017-09-26 |
| WESCO AIRCRAFT HOLDINGS INC | P | 2016-10-07 | 2017-09-26 |
| WESCO AIRCRAFT HOLDINGS INC | P | 2016-10-07 | 2017-09-26 |
| WESCO AIRCRAFT HOLDINGS INC | P | 2016-10-10 | 2017-09-26 |
| WESCO AIRCRAFT HOLDINGS INC | P | 2016-10-10 | 2017-09-26 |
| WESCO AIRCRAFT HOLDINGS INC | P | 2016-10-11 | 2017-09-26 |
| WESCO AIRCRAFT HOLDINGS INC | P | 2016-10-11 | 2017-09-26 |

Form 990PF Part IV - Capital Gains and Losses for Tax on Investment Income - Columns e - h

| (e) Gross sales price | (f) Depreciation allowed (or allowable) | (g) Cost or other basis plus expense of sale | (h) Gain or (loss) (e) plus (f) minus (g) |
|-----------------------|--|---|--|
| 475 | | 674 | -199 |
| 2,043 | | 2,902 | -859 |
| 48 | | 68 | -20 |
| 2,651 | | 3,838 | -1,187 |
| 950 | | 1,342 | -392 |
| 3,088 | | 4,366 | -1,278 |
| 238 | | 340 | -102 |
| 931 | | 1,328 | -397 |
| 713 | | 981 | -268 |
| 646 | | 894 | -248 |

Form 990PF Part IV - Capital Gains and Losses for Tax on Investment Income - Columns i - l

| Complete only for assets showing gain in column (h) and owned by the foundation on 12/31/69 | | | (I) Gains (Col (h) gain minus col (k), but not less than -0-) or Losses (from col (h)) |
|---|--------------------------------------|---|--|
| (i) F M V as of 12/31/69 | (j) Adjusted basis as of 12/31/69 | (k) Excess of col (i) over col (j), if any | |
| | | | -199 |
| | | | -859 |
| | | | -20 |
| | | | -1,187 |
| | | | -392 |
| | | | -1,278 |
| | | | -102 |
| | | | -397 |
| | | | -268 |
| | | | -248 |

| Form 990PF Part IV - Capital Gains and Losses for Tax on Investment Income - Columns a - d | | | |
|--|---|---|-------------------------------------|
| List and describe the kind(s) of property sold (e g , real estate, (a) 2-story brick warehouse, or common stock, 200 shs MLC Co) | (b) How acquired P—Purchase D—Donation | (c) Date acquired (mo , day, yr) | (d) Date sold (mo , day, yr) |
| WESCO AIRCRAFT HOLDINGS INC | P | 2016-10-12 | 2017-09-26 |
| WESCO AIRCRAFT HOLDINGS INC | P | 2017-01-13 | 2017-09-26 |
| WESCO AIRCRAFT HOLDINGS INC | P | 2017-01-13 | 2017-09-26 |
| WESCO AIRCRAFT HOLDINGS INC | P | 2017-01-13 | 2017-09-26 |
| WESCO AIRCRAFT HOLDINGS INC | P | 2017-01-17 | 2017-09-26 |
| WESCO AIRCRAFT HOLDINGS INC | P | 2017-01-18 | 2017-09-26 |
| WESCO AIRCRAFT HOLDINGS INC | P | 2017-01-19 | 2017-09-26 |
| WESCO AIRCRAFT HOLDINGS INC | P | 2017-01-20 | 2017-09-26 |
| WESCO AIRCRAFT HOLDINGS INC | P | 2017-01-23 | 2017-09-26 |
| XYLEM INC COM | P | 2015-08-03 | 2017-09-26 |

Form 990PF Part IV - Capital Gains and Losses for Tax on Investment Income - Columns e - h

| (e) Gross sales price | (f) Depreciation allowed (or allowable) | (g) Cost or other basis plus expense of sale | (h) Gain or (loss) (e) plus (f) minus (g) |
|-----------------------|--|---|--|
| 713 | | 982 | -269 |
| 5,939 | | 9,622 | -3,683 |
| 2,376 | | 3,836 | -1,460 |
| 4,514 | | 7,311 | -2,797 |
| 1,900 | | 3,015 | -1,115 |
| 1,425 | | 2,236 | -811 |
| 1,663 | | 2,659 | -996 |
| 950 | | 1,520 | -570 |
| 713 | | 1,141 | -428 |
| 74,735 | | 39,955 | 34,780 |

Form 990PF Part IV - Capital Gains and Losses for Tax on Investment Income - Columns i - l

| Complete only for assets showing gain in column (h) and owned by the foundation on 12/31/69 | | | (I) Gains (Col (h) gain minus col (k), but not less than -0-) or Losses (from col (h)) |
|---|--------------------------------------|---|--|
| (i) F M V as of 12/31/69 | (j) Adjusted basis as of 12/31/69 | (k) Excess of col (i) over col (j), if any | |
| | | | -269 |
| | | | -3,683 |
| | | | -1,460 |
| | | | -2,797 |
| | | | -1,115 |
| | | | -811 |
| | | | -996 |
| | | | -570 |
| | | | -428 |
| | | | 34,780 |

| Form 990PF Part IV - Capital Gains and Losses for Tax on Investment Income - Columns a - d | | | |
|--|---|---|-------------------------------------|
| List and describe the kind(s) of property sold (e g , real estate, (a) 2-story brick warehouse, or common stock, 200 shs MLC Co) | (b) How acquired P—Purchase D—Donation | (c) Date acquired (mo , day, yr) | (d) Date sold (mo , day, yr) |
| YUM CHINA HLDGS INC COM | P | 2015-08-03 | 2017-09-26 |
| 608 BANK OF AMERICA CORP | P | 2010-10-13 | 2017-09-09 |
| 1400 BANK OF AMERICA CORP | P | 2016-06-16 | 2017-10-18 |
| 1000 BANK OF AMERICA CORP | P | 2016-06-16 | 2017-12-08 |
| 846 CAPITAL ONE FINL CORP COM | P | 2016-07-19 | 2017-10-18 |
| 154 CAPITAL ONE FINL CORP COM | P | 2016-07-19 | 2017-10-18 |
| 200 CIGNA CORPORATION | P | 2014-04-29 | 2017-10-16 |
| 34 CORNING INC COM | P | 2014-01-24 | 2017-10-18 |
| 2116 CORNING INC COM | P | 2014-01-23 | 2017-10-18 |
| 2825 CORNING INC COM | P | 2014-01-23 | 2017-10-18 |

Form 990PF Part IV - Capital Gains and Losses for Tax on Investment Income - Columns e - h

| (e) Gross sales price | (f) Depreciation allowed (or allowable) | (g) Cost or other basis plus expense of sale | (h) Gain or (loss) (e) plus (f) minus (g) |
|-----------------------|--|---|--|
| 14,925 | | 9,368 | 5,557 |
| 15,370 | | 8,234 | 7,136 |
| 36,686 | | 18,613 | 18,073 |
| 28,838 | | 13,295 | 15,543 |
| 72,888 | | 57,384 | 15,504 |
| 13,268 | | 10,454 | 2,814 |
| 37,475 | | 15,579 | 21,896 |
| 1,018 | | 636 | 382 |
| 63,368 | | 40,039 | 23,329 |
| 84,600 | | 53,570 | 31,030 |

Form 990PF Part IV - Capital Gains and Losses for Tax on Investment Income - Columns i - l

| Complete only for assets showing gain in column (h) and owned by the foundation on 12/31/69 | | | (I) Gains (Col (h) gain minus col (k), but not less than -0-) or Losses (from col (h)) |
|---|--------------------------------------|---|--|
| (i) F M V as of 12/31/69 | (j) Adjusted basis as of 12/31/69 | (k) Excess of col (i) over col (j), if any | |
| | | | 5,557 |
| | | | 7,136 |
| | | | 18,073 |
| | | | 15,543 |
| | | | 15,504 |
| | | | 2,814 |
| | | | 21,896 |
| | | | 382 |
| | | | 23,329 |
| | | | 31,030 |

| Form 990PF Part IV - Capital Gains and Losses for Tax on Investment Income - Columns a - d | | | |
|--|---|---|-------------------------------------|
| List and describe the kind(s) of property sold (e g , real estate, (a) 2-story brick warehouse, or common stock, 200 shs MLC Co) | (b) How acquired P—Purchase D—Donation | (c) Date acquired (mo , day, yr) | (d) Date sold (mo , day, yr) |
| 925 CORNING INC COM | P | 2014-01-23 | 2017-10-18 |
| 150 GOLDMAN SACHS GROUP INC COM | P | 2014-04-16 | 2017-10-13 |
| 350 GOLDMAN SACHS GROUP INC COM | P | 2013-03-08 | 2017-10-13 |
| 450 GOLDMAN SACHS GROUP INC COM | P | 2016-02-08 | 2017-10-18 |
| 50 GOLDMAN SACHS GROUP INC COM | P | 2014-04-16 | 2017-10-18 |
| 75 GOLDMAN SACHS GROUP INC COM | P | 2016-02-08 | 2017-12-07 |
| 50 GOLDMAN SACHS GROUP INC COM | P | 2013-03-21 | 2017-12-07 |
| 75 GOLDMAN SACHS GROUP INC COM | P | 2013-03-20 | 2017-12-07 |
| 150 GOLDMAN SACHS GROUP INC COM | P | 2016-06-16 | 2017-12-07 |
| HEWLETT PACKARD ENTERPRISE CO COM | P | 2016-07-19 | 2017-09-25 |

Form 990PF Part IV - Capital Gains and Losses for Tax on Investment Income - Columns e - h

| (e) Gross sales price | Depreciation allowed (f) (or allowable) | Cost or other basis (g) plus expense of sale | Gain or (loss) (h) (e) plus (f) minus (g) |
|-----------------------|--|---|--|
| 27,701 | | 17,531 | 10,170 |
| 36,349 | | 23,319 | 13,030 |
| 84,815 | | 54,612 | 30,203 |
| 108,558 | | 67,823 | 40,735 |
| 12,062 | | 7,773 | 4,289 |
| 18,672 | | 11,304 | 7,368 |
| 12,448 | | 7,471 | 4,977 |
| 18,672 | | 11,264 | 7,408 |
| 37,344 | | 21,913 | 15,431 |
| 358,924 | | 348,905 | -10,019 |

Form 990PF Part IV - Capital Gains and Losses for Tax on Investment Income - Columns i - l

| Complete only for assets showing gain in column (h) and owned by the foundation on 12/31/69 | | | (I) Gains (Col (h) gain minus col (k), but not less than -0-) or Losses (from col (h)) |
|---|--------------------------------------|---|--|
| (i) F M V as of 12/31/69 | Adjusted basis (j) as of 12/31/69 | Excess of col (i) (k) over col (j), if any | |
| | | | 10,170 |
| | | | 13,030 |
| | | | 30,203 |
| | | | 40,735 |
| | | | 4,289 |
| | | | 7,368 |
| | | | 4,977 |
| | | | 7,408 |
| | | | 15,431 |
| | | | -10,019 |

| Form 990PF Part IV - Capital Gains and Losses for Tax on Investment Income - Columns a - d | | | |
|--|---|---|-------------------------------------|
| List and describe the kind(s) of property sold (e g , real estate, (a) 2-story brick warehouse, or common stock, 200 shs MLC Co) | (b) How acquired P—Purchase D—Donation | (c) Date acquired (mo , day, yr) | (d) Date sold (mo , day, yr) |
| HEWLETT PACKARD ENTERPRISE CO COM | P | 2016-07-19 | 2017-09-25 |
| 1561 HEWLETT PACKARD ENTERPRISE CO COM | P | 2017-06-16 | 2017-10-18 |
| 1840 HEWLETT PACKARD ENTERPRISE CO COM | P | 2016-10-25 | 2017-10-18 |
| 1599 HEWLETT PACKARD ENTERPRISE CO COM | P | 2017-06-20 | 2017-10-18 |
| HEWLETT PACKARD ENTERPRISE CO COM | P | 2016-07-19 | 2017-10-18 |
| HEWLETT PACKARD ENTERPRISE CO COM | P | 2016-07-19 | 2017-10-18 |
| 1000 HP INC COM | P | 2013-10-10 | 2017-10-18 |
| 1000 JPMORGAN CHASE & CO COM | P | 2013-10-24 | 2017-10-18 |
| 1300 METLIFE INC COM STK USD0 01 | P | 2016-10-25 | 2017-10-05 |
| 200 METLIFE INC COM STK USD0 01 | P | 2013-10-10 | 2017-10-05 |

Form 990PF Part IV - Capital Gains and Losses for Tax on Investment Income - Columns e - h

| (e) Gross sales price | (f) Depreciation allowed (or allowable) | (g) Cost or other basis plus expense of sale | (h) Gain or (loss) (e) plus (f) minus (g) |
|-----------------------|--|---|--|
| 358,924 | | 349,924 | 9,000 |
| 23,142 | | 20,064 | 3,078 |
| 27,278 | | 23,226 | 4,052 |
| 23,705 | | 20,673 | 3,032 |
| 74,124 | | 63,963 | -10,161 |
| 74,124 | | 64,150 | 9,974 |
| 21,764 | | 10,526 | 11,238 |
| 97,383 | | 52,335 | 45,048 |
| 67,863 | | 54,284 | 13,579 |
| 10,440 | | 8,537 | 1,903 |

Form 990PF Part IV - Capital Gains and Losses for Tax on Investment Income - Columns i - l

| Complete only for assets showing gain in column (h) and owned by the foundation on 12/31/69 | | | (l) Gains (Col (h) gain minus col (k), but not less than -0-) or Losses (from col (h)) |
|---|--------------------------------------|---|--|
| (i) F M V as of 12/31/69 | (j) Adjusted basis as of 12/31/69 | (k) Excess of col (i) over col (j), if any | |
| | | | 9,000 |
| | | | 3,078 |
| | | | 4,052 |
| | | | 3,032 |
| | | | -10,161 |
| | | | 9,974 |
| | | | 11,238 |
| | | | 45,048 |
| | | | 13,579 |
| | | | 1,903 |

Form 990PF Part IV - Capital Gains and Losses for Tax on Investment Income - Columns a - d

| List and describe the kind(s) of property sold (e g , real estate, (a) 2-story brick warehouse, or common stock, 200 shs MLC Co) | (b) How acquired P—Purchase D—Donation | (c) Date acquired (mo , day, yr) | (d) Date sold (mo , day, yr) |
|--|---|---|-------------------------------------|
| 1000 METLIFE INC COM STK USD0 01 | P | 2016-10-25 | 2017-10-18 |
| 675 WALMART INC COM | P | 2015-04-29 | 2017-10-13 |
| 1400 WALMART INC COM | P | 2015-04-29 | 2017-10-13 |
| 925 WALMART INC COM | P | 2015-04-28 | 2017-10-13 |
| 200 WALMART INC COM | P | 2015-04-29 | 2017-12-08 |
| 200 WALMART INC COM | P | 2015-04-29 | 2017-12-11 |
| 75 WALMART INC COM | P | 2015-04-29 | 2017-12-13 |
| 125 WALMART INC COM | P | 2015-04-29 | 2017-12-13 |
| 200 WALMART INC COM | P | 2015-04-29 | 2017-12-18 |
| 200 WALMART INC COM | P | 2015-04-29 | 2017-12-19 |

Form 990PF Part IV - Capital Gains and Losses for Tax on Investment Income - Columns e - h

| (e) Gross sales price | (f) Depreciation allowed (or allowable) | (g) Cost or other basis plus expense of sale | (h) Gain or (loss) (e) plus (f) minus (g) |
|-----------------------|--|---|--|
| 52,854 | | 41,757 | 11,097 |
| 57,823 | | 53,038 | 4,785 |
| 119,930 | | 110,067 | 9,863 |
| 79,239 | | 73,082 | 6,157 |
| 19,494 | | 15,715 | 3,779 |
| 19,435 | | 15,715 | 3,720 |
| 7,290 | | 5,880 | 1,410 |
| 12,150 | | 9,822 | 2,328 |
| 19,647 | | 15,679 | 3,968 |
| 19,631 | | 15,679 | 3,952 |

Form 990PF Part IV - Capital Gains and Losses for Tax on Investment Income - Columns i - l

| Complete only for assets showing gain in column (h) and owned by the foundation on 12/31/69 | | | (l) Gains (Col (h) gain minus col (k), but not less than -0-) or Losses (from col (h)) |
|---|--------------------------------------|---|--|
| (i) F M V as of 12/31/69 | (j) Adjusted basis as of 12/31/69 | (k) Excess of col (i) over col (j), if any | |
| | | | 11,097 |
| | | | 4,785 |
| | | | 9,863 |
| | | | 6,157 |
| | | | 3,779 |
| | | | 3,720 |
| | | | 1,410 |
| | | | 2,328 |
| | | | 3,968 |
| | | | 3,952 |

| Form 990PF Part IV - Capital Gains and Losses for Tax on Investment Income - Columns a - d | | | |
|--|---|---|-------------------------------------|
| List and describe the kind(s) of property sold (e g , real estate, (a) 2-story brick warehouse, or common stock, 200 shs MLC Co) | (b) How acquired P—Purchase D—Donation | (c) Date acquired (mo , day, yr) | (d) Date sold (mo , day, yr) |
| 500 WALMART INC COM | P | 2015-04-29 | 2017-12-21 |
| 400 WALMART INC COM | P | 2015-04-29 | 2017-12-21 |
| 300 WALMART INC COM | P | 2015-04-29 | 2017-12-22 |
| AA PLC ORD GBPO 001 | P | 2016-11-18 | 2017-10-05 |
| AA PLC ORD GBPO 001 | P | 2016-11-18 | 2017-10-09 |
| AA PLC ORD GBPO 001 | P | 2016-11-18 | 2017-10-10 |
| AA PLC ORD GBPO 001 | P | 2016-11-18 | 2017-10-12 |
| AA PLC ORD GBPO 001 | P | 2016-11-18 | 2017-10-13 |
| AA PLC ORD GBPO 001 | P | 2016-11-18 | 2017-10-16 |
| AA PLC ORD GBPO 001 | P | 2016-11-18 | 2017-10-17 |

Form 990PF Part IV - Capital Gains and Losses for Tax on Investment Income - Columns e - h

| (e) Gross sales price | Depreciation allowed (f) (or allowable) | Cost or other basis (g) plus expense of sale | Gain or (loss) (h) (e) plus (f) minus (g) |
|-----------------------|--|---|--|
| 49,602 | | 39,198 | 10,404 |
| 39,525 | | 31,358 | 8,167 |
| 29,650 | | 23,519 | 6,131 |
| 6,354 | | 15,241 | -8,887 |
| 6,634 | | 16,678 | -10,044 |
| 6,475 | | 15,929 | -9,454 |
| 6,301 | | 15,276 | -8,975 |
| 3,990 | | 9,648 | -5,658 |
| 18,914 | | 46,191 | -27,277 |
| 12,024 | | 28,372 | -16,348 |

Form 990PF Part IV - Capital Gains and Losses for Tax on Investment Income - Columns i - l

| Complete only for assets showing gain in column (h) and owned by the foundation on 12/31/69 | | | (I) Gains (Col (h) gain minus col (k), but not less than -0-) or Losses (from col (h)) |
|---|--------------------------------------|---|--|
| (i) F M V as of 12/31/69 | Adjusted basis (j) as of 12/31/69 | Excess of col (i) (k) over col (j), if any | |
| | | | 10,404 |
| | | | 8,167 |
| | | | 6,131 |
| | | | -8,887 |
| | | | -10,044 |
| | | | -9,454 |
| | | | -8,975 |
| | | | -5,658 |
| | | | -27,277 |
| | | | -16,348 |

| Form 990PF Part IV - Capital Gains and Losses for Tax on Investment Income - Columns a - d | | | |
|--|---|---|-------------------------------------|
| List and describe the kind(s) of property sold (e g , real estate, (a) 2-story brick warehouse, or common stock, 200 shs MLC Co) | (b) How acquired P—Purchase D—Donation | (c) Date acquired (mo , day, yr) | (d) Date sold (mo , day, yr) |
| AA PLC ORD GBP0 001 | P | 2016-11-18 | 2017-10-19 |
| AA PLC ORD GBP0 001 | P | 2016-11-18 | 2017-10-20 |
| ABN AMRO GROUP NV DR EACH REP SHS | P | 2016-03-11 | 2017-12-12 |
| ABN AMRO GROUP NV DR EACH REP SHS | P | 2016-03-11 | 2017-12-13 |
| ABN AMRO GROUP NV DR EACH REP SHS | P | 2016-03-14 | 2017-12-13 |
| ABN AMRO GROUP NV DR EACH REP SHS | P | 2016-03-15 | 2017-12-13 |
| ABN AMRO GROUP NV DR EACH REP SHS | P | 2016-03-16 | 2017-12-13 |
| ABN AMRO GROUP NV DR EACH REP SHS | P | 2016-03-21 | 2017-12-13 |
| AIA GROUP LTD | P | 2011-01-13 | 2017-01-01 |
| ANDRITZ AG | P | 2011-10-27 | 2017-01-01 |

Form 990PF Part IV - Capital Gains and Losses for Tax on Investment Income - Columns e - h

| (e) Gross sales price | Depreciation allowed (f) (or allowable) | Cost or other basis (g) plus expense of sale | Gain or (loss) (h) (e) plus (f) minus (g) |
|-----------------------|--|---|--|
| 7,948 | | 16,154 | -8,206 |
| 6,035 | | 12,205 | -6,170 |
| 2,988 | | 2,026 | 962 |
| 14,876 | | 10,109 | 4,767 |
| 13,621 | | 9,105 | 4,516 |
| 15,190 | | 10,093 | 5,097 |
| 34,931 | | 22,925 | 12,006 |
| 4,394 | | 2,857 | 1,537 |
| 114,537 | | 53,267 | 61,270 |
| 8,232 | | 5,168 | 3,064 |

Form 990PF Part IV - Capital Gains and Losses for Tax on Investment Income - Columns i - l

| Complete only for assets showing gain in column (h) and owned by the foundation on 12/31/69 | | | (I) Gains (Col (h) gain minus col (k), but not less than -0-) or Losses (from col (h)) |
|---|--------------------------------------|---|---|
| (i) F M V as of 12/31/69 | Adjusted basis (j) as of 12/31/69 | Excess of col (i) (k) over col (j), if any | |
| | | | -8,206 |
| | | | -6,170 |
| | | | 962 |
| | | | 4,767 |
| | | | 4,516 |
| | | | 5,097 |
| | | | 12,006 |
| | | | 1,537 |
| | | | 61,270 |
| | | | 3,064 |

| Form 990PF Part IV - Capital Gains and Losses for Tax on Investment Income - Columns a - d | | | |
|--|---|---|-------------------------------------|
| List and describe the kind(s) of property sold (e g , real estate, (a) 2-story brick warehouse, or common stock, 200 shs MLC Co) | (b) How acquired P—Purchase D—Donation | (c) Date acquired (mo , day, yr) | (d) Date sold (mo , day, yr) |
| ANDRITZ AG | P | 2011-10-27 | 2017-01-01 |
| ANDRITZ AG | P | 2011-10-27 | 2017-01-01 |
| ANDRITZ AG | P | 2011-10-27 | 2017-01-01 |
| ANDRITZ AG | P | 2011-10-27 | 2017-01-01 |
| ANDRITZ AG | P | 2011-10-27 | 2017-01-01 |
| ANDRITZ AG | P | 2011-10-27 | 2017-01-01 |
| ANDRITZ AG | P | 2011-10-27 | 2017-01-01 |
| ANDRITZ AG | P | 2011-10-27 | 2017-01-01 |
| ANDRITZ AG | P | 2011-10-27 | 2017-01-01 |
| ANDRITZ AG | P | 2011-10-27 | 2017-01-01 |
| ANDRITZ AG | P | 2011-10-27 | 2017-01-01 |

Form 990PF Part IV - Capital Gains and Losses for Tax on Investment Income - Columns e - h

| (e) Gross sales price | Depreciation allowed (f) (or allowable) | Cost or other basis (g) plus expense of sale | Gain or (loss) (h) (e) plus (f) minus (g) |
|-----------------------|--|---|--|
| 1,920 | | 1,212 | 708 |
| 10,310 | | 8,226 | 2,084 |
| 3,942 | | 3,100 | 842 |
| 10,238 | | 8,029 | 2,209 |
| 6,736 | | 5,135 | 1,601 |
| 103 | | 77 | 26 |
| 1,470 | | 1,120 | 350 |
| 10,842 | | 7,953 | 2,889 |
| 106 | | 76 | 30 |
| 8,614 | | 6,701 | 1,913 |

Form 990PF Part IV - Capital Gains and Losses for Tax on Investment Income - Columns i - l

| Complete only for assets showing gain in column (h) and owned by the foundation on 12/31/69 | | | (I) Gains (Col (h) gain minus col (k), but not less than -0-) or Losses (from col (h)) |
|---|--------------------------------------|---|--|
| (i) F M V as of 12/31/69 | Adjusted basis (j) as of 12/31/69 | Excess of col (i) (k) over col (j), if any | |
| | | | 708 |
| | | | 2,084 |
| | | | 842 |
| | | | 2,209 |
| | | | 1,601 |
| | | | 26 |
| | | | 350 |
| | | | 2,889 |
| | | | 30 |
| | | | 1,913 |

Form 990PF Part IV - Capital Gains and Losses for Tax on Investment Income - Columns a - d

| List and describe the kind(s) of property sold (e g , real estate, (a) 2-story brick warehouse, or common stock, 200 shs MLC Co) | (b) How acquired P—Purchase D—Donation | (c) Date acquired (mo , day, yr) | (d) Date sold (mo , day, yr) |
|--|---|---|-------------------------------------|
| ANDRITZ AG | P | 2011-10-27 | 2017-01-01 |
| ANDRITZ AG | P | 2011-10-27 | 2017-01-01 |
| ANDRITZ AG | P | 2011-10-27 | 2017-01-01 |
| ANDRITZ AG | P | 2011-10-27 | 2017-01-01 |
| ASML HOLDING NV | P | 2011-10-27 | 2017-01-01 |
| BAYERISCHE MOTOREN WERKE A G COM | P | 2013-04-30 | 2017-02-22 |
| BAYERISCHE MOTOREN WERKE A G COM | P | 2013-11-21 | 2017-02-22 |
| BAYERISCHE MOTOREN WERKE A G COM | P | 2016-11-18 | 2017-02-22 |
| BAYERISCHE MOTOREN WERKE A G COM | P | 2016-11-18 | 2017-02-22 |
| BMW AG | P | 2011-10-27 | 2017-02-24 |

Form 990PF Part IV - Capital Gains and Losses for Tax on Investment Income - Columns e - h

| (e) Gross sales price | (f) Depreciation allowed (or allowable) | (g) Cost or other basis plus expense of sale | (h) Gain or (loss) (e) plus (f) minus (g) |
|-----------------------|--|---|--|
| 1,382 | | 1,081 | 301 |
| 3,988 | | 3,129 | 859 |
| 8,347 | | 6,551 | 1,796 |
| 13,572 | | 9,638 | 3,934 |
| 142,537 | | 37,925 | 104,612 |
| 33,142 | | 33,484 | -342 |
| 38,072 | | 46,332 | -8,260 |
| 11,778 | | 11,136 | 642 |
| 13,924 | | 13,207 | 717 |
| 17,256 | | 15,765 | 1,491 |

Form 990PF Part IV - Capital Gains and Losses for Tax on Investment Income - Columns i - l

| Complete only for assets showing gain in column (h) and owned by the foundation on 12/31/69 | | | (I) Gains (Col (h) gain minus col (k), but not less than -0-) or Losses (from col (h)) |
|---|--------------------------------------|---|--|
| (i) F M V as of 12/31/69 | (j) Adjusted basis as of 12/31/69 | (k) Excess of col (i) over col (j), if any | |
| | | | 301 |
| | | | 859 |
| | | | 1,796 |
| | | | 3,934 |
| | | | 104,612 |
| | | | -342 |
| | | | -8,260 |
| | | | 642 |
| | | | 717 |
| | | | 1,491 |

| Form 990PF Part IV - Capital Gains and Losses for Tax on Investment Income - Columns a - d | | | |
|--|---|---|-------------------------------------|
| List and describe the kind(s) of property sold (e g , real estate, (a) 2-story brick warehouse, or common stock, 200 shs MLC Co) | (b) How acquired P—Purchase D—Donation | (c) Date acquired (mo , day, yr) | (d) Date sold (mo , day, yr) |
| BNP PARIBAS | P | 2011-10-27 | 2017-01-01 |
| DBS GROUP HLDGS NPV | P | 2013-02-08 | 2017-10-24 |
| DBS GROUP HLDGS NPV | P | 2013-06-27 | 2017-10-24 |
| DBS GROUP HLDGS NPV | P | 2013-11-21 | 2017-10-24 |
| DEUTSCHE WOHNEN SE NPV (BR) | P | 2014-04-04 | 2017-12-05 |
| DEUTSCHE WOHNEN SE NPV (BR) | P | 2014-04-10 | 2017-12-05 |
| DEUTSCHE WOHNEN SE NPV (BR) | P | 2014-04-11 | 2017-12-05 |
| DEUTSCHE WOHNEN SE NPV (BR) | P | 2014-04-14 | 2017-12-05 |
| DEUTSCHE WOHNEN SE NPV (BR) | P | 2014-06-26 | 2017-12-05 |
| DEUTSCHE WOHNEN SE NPV (BR) | P | 2014-06-27 | 2017-12-05 |

Form 990PF Part IV - Capital Gains and Losses for Tax on Investment Income - Columns e - h

| (e) Gross sales price | (f) Depreciation allowed (or allowable) | (g) Cost or other basis plus expense of sale | (h) Gain or (loss) (e) plus (f) minus (g) |
|-----------------------|--|---|--|
| 10,771 | | 17,664 | -6,893 |
| 30,262 | | 23,144 | 7,118 |
| 5,881 | | 5,076 | 805 |
| 79,468 | | 68,120 | 11,348 |
| 21,189 | | 9,610 | 11,579 |
| 22,068 | | 9,997 | 12,071 |
| 17,189 | | 7,642 | 9,547 |
| 8,572 | | 3,784 | 4,788 |
| 19,167 | | 8,782 | 10,385 |
| 11,518 | | 5,299 | 6,219 |

Form 990PF Part IV - Capital Gains and Losses for Tax on Investment Income - Columns i - l

| Complete only for assets showing gain in column (h) and owned by the foundation on 12/31/69 | | | (I) Gains (Col (h) gain minus col (k), but not less than -0-) or Losses (from col (h)) |
|---|--------------------------------------|---|--|
| (i) F M V as of 12/31/69 | (j) Adjusted basis as of 12/31/69 | (k) Excess of col (i) over col (j), if any | |
| | | | -6,893 |
| | | | 7,118 |
| | | | 805 |
| | | | 11,348 |
| | | | 11,579 |
| | | | 12,071 |
| | | | 9,547 |
| | | | 4,788 |
| | | | 10,385 |
| | | | 6,219 |

| Form 990PF Part IV - Capital Gains and Losses for Tax on Investment Income - Columns a - d | | | |
|--|---|---|-------------------------------------|
| List and describe the kind(s) of property sold (e g , real estate, (a) 2-story brick warehouse, or common stock, 200 shs MLC Co) | (b) How acquired P—Purchase D—Donation | (c) Date acquired (mo , day, yr) | (d) Date sold (mo , day, yr) |
| DEUTSCHE WOHNEN SE NPV (BR) | P | 2014-06-27 | 2017-12-05 |
| DEUTSCHE WOHNEN SE NPV (BR) | P | 2014-06-30 | 2017-12-05 |
| DEUTSCHE WOHNEN SE NPV (BR) | P | 2014-06-30 | 2017-12-06 |
| DEUTSCHE WOHNEN SE NPV (BR) | P | 2014-07-03 | 2017-12-06 |
| DEUTSCHE WOHNEN SE NPV (BR) | P | 2014-07-07 | 2017-12-06 |
| FANUC CO | P | 2010-07-07 | 2017-12-11 |
| FANUC CO | P | 2011-10-27 | 2017-12-11 |
| FANUC CO | P | 2011-10-27 | 2017-12-12 |
| FANUC CORP NPV | P | 2011-08-24 | 2017-12-11 |
| GEMALTO EUR1 | P | 2013-04-30 | 2017-05-03 |

Form 990PF Part IV - Capital Gains and Losses for Tax on Investment Income - Columns e - h

| (e) Gross sales price | (f) Depreciation allowed (or allowable) | (g) Cost or other basis plus expense of sale | (h) Gain or (loss) (e) plus (f) minus (g) |
|-----------------------|--|---|--|
| 11,650 | | 5,368 | 6,282 |
| 6,199 | | 2,873 | 3,326 |
| 19,232 | | 8,945 | 10,287 |
| 24,927 | | 11,647 | 13,280 |
| 5,169 | | 2,402 | 2,767 |
| 23,810 | | 9,986 | 13,824 |
| 23,810 | | 16,879 | 6,931 |
| 21,356 | | 15,191 | 6,165 |
| 23,810 | | 15,369 | 8,441 |
| 458 | | 657 | -199 |

Form 990PF Part IV - Capital Gains and Losses for Tax on Investment Income - Columns i - l

| Complete only for assets showing gain in column (h) and owned by the foundation on 12/31/69 | | | (I) Gains (Col (h) gain minus col (k), but not less than -0-) or Losses (from col (h)) |
|---|--------------------------------------|---|--|
| (i) F M V as of 12/31/69 | (j) Adjusted basis as of 12/31/69 | (k) Excess of col (i) over col (j), if any | |
| | | | 6,282 |
| | | | 3,326 |
| | | | 10,287 |
| | | | 13,280 |
| | | | 2,767 |
| | | | 13,824 |
| | | | 6,931 |
| | | | 6,165 |
| | | | 8,441 |
| | | | -199 |

| Form 990PF Part IV - Capital Gains and Losses for Tax on Investment Income - Columns a - d | | | |
|--|---|---|-------------------------------------|
| List and describe the kind(s) of property sold (e g , real estate, (a) 2-story brick warehouse, or common stock, 200 shs MLC Co) | (b) How acquired P—Purchase D—Donation | (c) Date acquired (mo , day, yr) | (d) Date sold (mo , day, yr) |
| GEMALTO EUR1 | P | 2013-05-02 | 2017-05-03 |
| GEMALTO EUR1 | P | 2013-05-02 | 2017-05-03 |
| GEMALTO EUR1 | P | 2013-05-02 | 2017-05-04 |
| GEMALTO EUR1 | P | 2013-05-02 | 2017-05-04 |
| GEMALTO EUR1 | P | 2013-05-02 | 2017-05-04 |
| GEMALTO EUR1 | P | 2013-05-03 | 2017-05-04 |
| GEMALTO EUR1 | P | 2013-05-07 | 2017-05-04 |
| GEMALTO EUR1 | P | 2013-11-21 | 2017-05-04 |
| GEMALTO EUR1 | P | 2013-11-21 | 2017-05-05 |
| GEMALTO EUR1 | P | 2013-11-21 | 2017-05-08 |

Form 990PF Part IV - Capital Gains and Losses for Tax on Investment Income - Columns e - h

| (e) Gross sales price | Depreciation allowed (f) (or allowable) | Cost or other basis (g) plus expense of sale | Gain or (loss) (h) (e) plus (f) minus (g) |
|-----------------------|--|---|--|
| 458 | | 647 | -189 |
| 2,463 | | 3,485 | -1,022 |
| 3,728 | | 5,092 | -1,364 |
| 2,545 | | 3,473 | -928 |
| 2,236 | | 3,069 | -833 |
| 6,237 | | 8,500 | -2,263 |
| 5,236 | | 7,184 | -1,948 |
| 2,059 | | 3,803 | -1,744 |
| 14,848 | | 26,835 | -11,987 |
| 4,893 | | 8,692 | -3,799 |

Form 990PF Part IV - Capital Gains and Losses for Tax on Investment Income - Columns i - l

| Complete only for assets showing gain in column (h) and owned by the foundation on 12/31/69 | | | (I) Gains (Col (h) gain minus col (k), but not less than -0-) or Losses (from col (h)) |
|---|--------------------------------------|---|--|
| (i) F M V as of 12/31/69 | Adjusted basis (j) as of 12/31/69 | Excess of col (i) (k) over col (j), if any | |
| | | | -189 |
| | | | -1,022 |
| | | | -1,364 |
| | | | -928 |
| | | | -833 |
| | | | -2,263 |
| | | | -1,948 |
| | | | -1,744 |
| | | | -11,987 |
| | | | -3,799 |

| Form 990PF Part IV - Capital Gains and Losses for Tax on Investment Income - Columns a - d | | | |
|--|---|---|-------------------------------------|
| List and describe the kind(s) of property sold (e g , real estate, (a) 2-story brick warehouse, or common stock, 200 shs MLC Co) | (b) How acquired P—Purchase D—Donation | (c) Date acquired (mo , day, yr) | (d) Date sold (mo , day, yr) |
| GEMALTO EUR1 | P | 2013-11-21 | 2017-05-08 |
| GEMALTO EUR1 | P | 2013-11-21 | 2017-05-09 |
| GEMALTO EUR1 | P | 2014-04-02 | 2017-05-09 |
| GEMALTO EUR1 | P | 2014-04-02 | 2017-05-19 |
| GEMALTO EUR1 | P | 2014-04-02 | 2017-05-22 |
| GEMALTO EUR1 | P | 2014-05-30 | 2017-05-22 |
| GEMALTO EUR1 | P | 2014-10-29 | 2017-05-22 |
| GEMALTO EUR1 | P | 2016-11-18 | 2017-05-22 |
| GEMALTO EUR1 | P | 2016-11-18 | 2017-06-14 |
| GEMALTO EUR1 | P | 2016-11-18 | 2017-06-16 |

Form 990PF Part IV - Capital Gains and Losses for Tax on Investment Income - Columns e - h

| (e) Gross sales price | Depreciation allowed (f) (or allowable) | Cost or other basis (g) plus expense of sale | Gain or (loss) (h) (e) plus (f) minus (g) |
|-----------------------|--|---|--|
| 8,204 | | 14,776 | -6,572 |
| 6,124 | | 10,973 | -4,849 |
| 5,518 | | 10,804 | -5,286 |
| 13,624 | | 26,475 | -12,851 |
| 1,290 | | 2,493 | -1,203 |
| 12,283 | | 21,779 | -9,496 |
| 7,554 | | 8,880 | -1,326 |
| 1,167 | | 988 | 179 |
| 9,168 | | 7,802 | 1,366 |
| 5,355 | | 4,525 | 830 |

Form 990PF Part IV - Capital Gains and Losses for Tax on Investment Income - Columns i - l

| Complete only for assets showing gain in column (h) and owned by the foundation on 12/31/69 | | | (I) Gains (Col (h) gain minus col (k), but not less than -0-) or Losses (from col (h)) |
|---|--------------------------------------|---|---|
| (i) F M V as of 12/31/69 | Adjusted basis (j) as of 12/31/69 | Excess of col (i) (k) over col (j), if any | |
| | | | -6,572 |
| | | | -4,849 |
| | | | -5,286 |
| | | | -12,851 |
| | | | -1,203 |
| | | | -9,496 |
| | | | -1,326 |
| | | | 179 |
| | | | 1,366 |
| | | | 830 |

| Form 990PF Part IV - Capital Gains and Losses for Tax on Investment Income - Columns a - d | | | |
|--|---|---|-------------------------------------|
| List and describe the kind(s) of property sold (e g , real estate, (a) 2-story brick warehouse, or common stock, 200 shs MLC Co) | (b) How acquired P—Purchase D—Donation | (c) Date acquired (mo , day, yr) | (d) Date sold (mo , day, yr) |
| GEMALTO EUR1 | P | 2016-11-18 | 2017-10-10 |
| GEMALTO EUR1 | P | 2016-11-18 | 2017-10-11 |
| GEMALTO EUR1 | P | 2016-11-18 | 2017-10-11 |
| GEMALTO EUR1 | P | 2016-11-18 | 2017-10-12 |
| GEMALTO EUR1 | P | 2016-11-18 | 2017-10-24 |
| GEMALTO EUR1 | P | 2017-01-27 | 2017-10-24 |
| GEMALTO EUR1 | P | 2017-01-30 | 2017-10-24 |
| GEMALTO EUR1 | P | 2017-01-30 | 2017-10-25 |
| GEMALTO EUR1 | P | 2017-01-30 | 2017-10-25 |
| GEMALTO EUR1 | P | 2017-01-30 | 2017-10-27 |

Form 990PF Part IV - Capital Gains and Losses for Tax on Investment Income - Columns e - h

| (e) Gross sales price | Depreciation allowed (f) (or allowable) | Cost or other basis (g) plus expense of sale | Gain or (loss) (h) (e) plus (f) minus (g) |
|-----------------------|--|---|--|
| 17,098 | | 20,856 | -3,758 |
| 9,116 | | 11,078 | -1,962 |
| 2,566 | | 3,121 | -555 |
| 3,616 | | 4,421 | -805 |
| 2,578 | | 3,485 | -907 |
| 6,735 | | 10,137 | -3,402 |
| 4,887 | | 7,334 | -2,447 |
| 3,458 | | 5,243 | -1,785 |
| 2,546 | | 3,869 | -1,323 |
| 3,046 | | 4,724 | -1,678 |

Form 990PF Part IV - Capital Gains and Losses for Tax on Investment Income - Columns i - l

| Complete only for assets showing gain in column (h) and owned by the foundation on 12/31/69 | | | (I) Gains (Col (h) gain minus col (k), but not less than -0-) or Losses (from col (h)) |
|---|--------------------------------------|---|--|
| (i) F M V as of 12/31/69 | Adjusted basis (j) as of 12/31/69 | Excess of col (i) (k) over col (j), if any | |
| | | | -3,758 |
| | | | -1,962 |
| | | | -555 |
| | | | -805 |
| | | | -907 |
| | | | -3,402 |
| | | | -2,447 |
| | | | -1,785 |
| | | | -1,323 |
| | | | -1,678 |

| Form 990PF Part IV - Capital Gains and Losses for Tax on Investment Income - Columns a - d | | | |
|--|---|---|-------------------------------------|
| List and describe the kind(s) of property sold (e g , real estate, (a) 2-story brick warehouse, or common stock, 200 shs MLC Co) | (b) How acquired P—Purchase D—Donation | (c) Date acquired (mo , day, yr) | (d) Date sold (mo , day, yr) |
| GEMALTO EUR1 | P | 2017-01-31 | 2017-10-27 |
| GEMALTO EUR1 | P | 2017-01-31 | 2017-10-30 |
| GEMALTO EUR1 | P | 2017-01-31 | 2017-10-30 |
| GEMALTO EUR1 | P | 2017-01-31 | 2017-11-01 |
| GEMALTO EUR1 | P | 2017-01-31 | 2017-11-01 |
| GENMAB AS DKK1 | P | 2014-05-09 | 2017-12-12 |
| GENMAB AS DKK1 | P | 2014-05-13 | 2017-12-12 |
| GENMAB AS DKK1 | P | 2014-05-19 | 2017-12-12 |
| GREENE KING ORD GBP0 125 | P | 2017-02-08 | 2017-10-24 |
| GREENE KING ORD GBP0 125 | P | 2017-02-09 | 2017-10-24 |

Form 990PF Part IV - Capital Gains and Losses for Tax on Investment Income - Columns e - h

| (e) Gross sales price | (f) Depreciation allowed (or allowable) | (g) Cost or other basis plus expense of sale | (h) Gain or (loss) (e) plus (f) minus (g) |
|-----------------------|--|---|--|
| 891 | | 1,409 | -518 |
| 4,028 | | 6,398 | -2,370 |
| 3,695 | | 5,853 | -2,158 |
| 6,320 | | 9,130 | -2,810 |
| 3,808 | | 5,429 | -1,621 |
| 42,922 | | 9,156 | 33,766 |
| 17,838 | | 3,830 | 14,008 |
| 5,388 | | 1,125 | 4,263 |
| 12,052 | | 15,109 | -3,057 |
| 3,544 | | 4,442 | -898 |

Form 990PF Part IV - Capital Gains and Losses for Tax on Investment Income - Columns i - l

| Complete only for assets showing gain in column (h) and owned by the foundation on 12/31/69 | | | (I) Gains (Col (h) gain minus col (k), but not less than -0-) or Losses (from col (h)) |
|---|--------------------------------------|---|--|
| (i) F M V as of 12/31/69 | (j) Adjusted basis as of 12/31/69 | (k) Excess of col (i) over col (j), if any | |
| | | | -518 |
| | | | -2,370 |
| | | | -2,158 |
| | | | -2,810 |
| | | | -1,621 |
| | | | 33,766 |
| | | | 14,008 |
| | | | 4,263 |
| | | | -3,057 |
| | | | -898 |

| Form 990PF Part IV - Capital Gains and Losses for Tax on Investment Income - Columns a - d | | | |
|--|---|---|-------------------------------------|
| List and describe the kind(s) of property sold (e g , real estate, (a) 2-story brick warehouse, or common stock, 200 shs MLC Co) | (b) How acquired P—Purchase D—Donation | (c) Date acquired (mo , day, yr) | (d) Date sold (mo , day, yr) |
| GREENE KING ORD GBP0 125 | P | 2017-02-09 | 2017-10-24 |
| GREENE KING ORD GBP0 125 | P | 2017-02-09 | 2017-10-24 |
| GREENE KING ORD GBP0 125 | P | 2017-02-09 | 2017-10-25 |
| GREENE KING ORD GBP0 125 | P | 2017-02-10 | 2017-10-25 |
| GREENE KING ORD GBP0 125 | P | 2017-02-10 | 2017-10-27 |
| GREENE KING ORD GBP0 125 | P | 2017-02-10 | 2017-10-30 |
| GREENE KING ORD GBP0 125 | P | 2017-08-30 | 2017-10-30 |
| GREENE KING ORD GBP0 125 | P | 2017-09-01 | 2017-10-30 |
| HAMAMATSU PHOTONIC NPV | P | 2012-05-17 | 2017-12-11 |
| HAMAMATSU PHOTONIC NPV | P | 2012-05-18 | 2017-12-11 |

Form 990PF Part IV - Capital Gains and Losses for Tax on Investment Income - Columns e - h

| (e) Gross sales price | (f) Depreciation allowed (or allowable) | (g) Cost or other basis plus expense of sale | (h) Gain or (loss) (e) plus (f) minus (g) |
|-----------------------|--|---|--|
| 9,216 | | 11,550 | -2,334 |
| 4,250 | | 5,331 | -1,081 |
| 1,427 | | 1,777 | -350 |
| 3,566 | | 4,285 | -719 |
| 3,487 | | 4,285 | -798 |
| 4,585 | | 5,742 | -1,157 |
| 2,053 | | 2,610 | -557 |
| 4,961 | | 6,260 | -1,299 |
| 3,346 | | 1,822 | 1,524 |
| 6,692 | | 3,642 | 3,050 |

Form 990PF Part IV - Capital Gains and Losses for Tax on Investment Income - Columns i - l

| Complete only for assets showing gain in column (h) and owned by the foundation on 12/31/69 | | | (I) Gains (Col (h) gain minus col (k), but not less than -0-) or Losses (from col (h)) |
|---|--------------------------------------|---|--|
| (i) F M V as of 12/31/69 | (j) Adjusted basis as of 12/31/69 | (k) Excess of col (i) over col (j), if any | |
| | | | -2,334 |
| | | | -1,081 |
| | | | -350 |
| | | | -719 |
| | | | -798 |
| | | | -1,157 |
| | | | -557 |
| | | | -1,299 |
| | | | 1,524 |
| | | | 3,050 |

| Form 990PF Part IV - Capital Gains and Losses for Tax on Investment Income - Columns a - d | | | |
|--|---|---|-------------------------------------|
| List and describe the kind(s) of property sold (e g , real estate, (a) 2-story brick warehouse, or common stock, 200 shs MLC Co) | (b) How acquired P—Purchase D—Donation | (c) Date acquired (mo , day, yr) | (d) Date sold (mo , day, yr) |
| HAMAMATSU PHOTONIC NPV | P | 2012-05-18 | 2017-12-12 |
| HAMAMATSU PHOTONIC NPV | P | 2012-05-18 | 2017-12-13 |
| HAMAMATSU PHOTONIC NPV | P | 2012-05-23 | 2017-12-13 |
| HAMAMATSU PHOTONIC NPV | P | 2012-05-23 | 2017-12-14 |
| HAMAMATSU PHOTONIC NPV | P | 2012-10-17 | 2017-12-14 |
| HENDERSON GROUP PL ORD USD0 15 | P | 2015-09-01 | 2017-04-07 |
| HENDERSON GROUP PL ORD USD0 15 | P | 2015-09-01 | 2017-04-11 |
| HENDERSON GROUP PL ORD USD0 15 | P | 2015-09-01 | 2017-04-13 |
| HENDERSON GROUP PL ORD USD0 15 | P | 2015-09-01 | 2017-04-19 |
| HENDERSON GROUP PL ORD USD0 15 | P | 2015-09-01 | 2017-04-20 |

Form 990PF Part IV - Capital Gains and Losses for Tax on Investment Income - Columns e - h

| (e) Gross sales price | (f) Depreciation allowed (or allowable) | (g) Cost or other basis plus expense of sale | (h) Gain or (loss) (e) plus (f) minus (g) |
|-----------------------|--|---|--|
| 3,346 | | 1,821 | 1,525 |
| 3,352 | | 1,821 | 1,531 |
| 3,352 | | 1,824 | 1,528 |
| 10,082 | | 5,471 | 4,611 |
| 3,361 | | 1,726 | 1,635 |
| 3,113 | | 4,140 | -1,027 |
| 2,886 | | 3,763 | -877 |
| 4,065 | | 5,268 | -1,203 |
| 2,962 | | 3,763 | -801 |
| 3,304 | | 4,140 | -836 |

Form 990PF Part IV - Capital Gains and Losses for Tax on Investment Income - Columns i - l

| Complete only for assets showing gain in column (h) and owned by the foundation on 12/31/69 | | | (I) Gains (Col (h) gain minus col (k), but not less than -0-) or Losses (from col (h)) |
|---|--------------------------------------|---|---|
| (i) F M V as of 12/31/69 | (j) Adjusted basis as of 12/31/69 | (k) Excess of col (i) over col (j), if any | |
| | | | 1,525 |
| | | | 1,531 |
| | | | 1,528 |
| | | | 4,611 |
| | | | 1,635 |
| | | | -1,027 |
| | | | -877 |
| | | | -1,203 |
| | | | -801 |
| | | | -836 |

| Form 990PF Part IV - Capital Gains and Losses for Tax on Investment Income - Columns a - d | | | |
|--|---|---|-------------------------------------|
| List and describe the kind(s) of property sold (e g , real estate, (a) 2-story brick warehouse, or common stock, 200 shs MLC Co) | (b) How acquired P—Purchase D—Donation | (c) Date acquired (mo , day, yr) | (d) Date sold (mo , day, yr) |
| HENDERSON GROUP PL ORD USD0 15 | P | 2015-09-01 | 2017-04-24 |
| HENDERSON GROUP PL ORD USD0 15 | P | 2015-09-01 | 2017-04-27 |
| HENDERSON GROUP PL ORD USD0 15 | P | 2015-09-01 | 2017-04-27 |
| HENDERSON GROUP PL ORD USD0 15 | P | 2015-09-01 | 2017-04-28 |
| HENDERSON GROUP PL ORD USD0 15 | P | 2015-09-01 | 2017-04-28 |
| HENDERSON GROUP PL ORD USD0 15 | P | 2015-09-02 | 2017-04-28 |
| HENDERSON GROUP PL ORD USD0 15 | P | 2015-09-02 | 2017-05-02 |
| ING GROEP N V EURO 01 | P | 2015-03-02 | 2017-08-25 |
| ING GROEP N V EURO 01 | P | 2015-03-02 | 2017-08-25 |
| ING GROEP N V EURO 01 | P | 2015-03-02 | 2017-08-28 |

Form 990PF Part IV - Capital Gains and Losses for Tax on Investment Income - Columns e - h

| (e) Gross sales price | (f) Depreciation allowed (or allowable) | (g) Cost or other basis plus expense of sale | (h) Gain or (loss) (e) plus (f) minus (g) |
|-----------------------|--|---|--|
| 4,156 | | 5,268 | -1,112 |
| 3,019 | | 3,763 | -744 |
| 3,881 | | 4,892 | -1,011 |
| 3,012 | | 3,707 | -695 |
| 2,409 | | 3,011 | -602 |
| 903 | | 1,122 | -219 |
| 2,662 | | 3,365 | -703 |
| 4,127 | | 3,489 | 638 |
| 5,942 | | 5,015 | 927 |
| 4,221 | | 3,565 | 656 |

Form 990PF Part IV - Capital Gains and Losses for Tax on Investment Income - Columns i - l

| Complete only for assets showing gain in column (h) and owned by the foundation on 12/31/69 | | | (l) Gains (Col (h) gain minus col (k), but not less than -0-) or Losses (from col (h)) |
|---|--------------------------------------|---|--|
| (i) F M V as of 12/31/69 | (j) Adjusted basis as of 12/31/69 | (k) Excess of col (i) over col (j), if any | |
| | | | -1,112 |
| | | | -744 |
| | | | -1,011 |
| | | | -695 |
| | | | -602 |
| | | | -219 |
| | | | -703 |
| | | | 638 |
| | | | 927 |
| | | | 656 |

Form 990PF Part IV - Capital Gains and Losses for Tax on Investment Income - Columns a - d

| List and describe the kind(s) of property sold (e g , real estate, (a) 2-story brick warehouse, or common stock, 200 shs MLC Co) | (b) How acquired P—Purchase D—Donation | (c) Date acquired (mo , day, yr) | (d) Date sold (mo , day, yr) |
|--|---|---|-------------------------------------|
| ING GROEP N V EUR0 01 | P | 2015-03-02 | 2017-08-29 |
| ING GROEP N V EUR0 01 | P | 2015-03-02 | 2017-08-29 |
| ING GROEP N V EUR0 01 | P | 2015-03-02 | 2017-08-30 |
| ING GROEP N V EUR0 01 | P | 2015-03-02 | 2017-08-30 |
| ING GROEP N V EUR0 01 | P | 2015-03-02 | 2017-08-31 |
| ING GROEP N V EUR0 01 | P | 2015-03-02 | 2017-09-01 |
| ING GROEP N V EUR0 01 | P | 2015-03-02 | 2017-09-04 |
| ING GROEP N V EUR0 01 | P | 2015-03-02 | 2017-09-05 |
| ING GROEP N V EUR0 01 | P | 2015-03-02 | 2017-09-05 |
| ING GROEP N V EUR0 01 | P | 2016-11-18 | 2017-09-05 |

Form 990PF Part IV - Capital Gains and Losses for Tax on Investment Income - Columns e - h

| (e) Gross sales price | Depreciation allowed (f) (or allowable) | Cost or other basis (g) plus expense of sale | Gain or (loss) (h) (e) plus (f) minus (g) |
|-----------------------|--|---|--|
| 7,006 | | 5,967 | 1,039 |
| 11,553 | | 9,849 | 1,704 |
| 8,724 | | 7,507 | 1,217 |
| 2,926 | | 2,523 | 403 |
| 8,920 | | 7,598 | 1,322 |
| 5,304 | | 4,532 | 772 |
| 7,275 | | 6,193 | 1,082 |
| 7,468 | | 6,480 | 988 |
| 2,710 | | 2,311 | 399 |
| 762 | | 581 | 181 |

Form 990PF Part IV - Capital Gains and Losses for Tax on Investment Income - Columns i - l

| Complete only for assets showing gain in column (h) and owned by the foundation on 12/31/69 | | | (I) Gains (Col (h) gain minus col (k), but not less than -0-) or Losses (from col (h)) |
|---|--------------------------------------|---|---|
| (i) F M V as of 12/31/69 | Adjusted basis (j) as of 12/31/69 | Excess of col (i) (k) over col (j), if any | |
| | | | 1,039 |
| | | | 1,704 |
| | | | 1,217 |
| | | | 403 |
| | | | 1,322 |
| | | | 772 |
| | | | 1,082 |
| | | | 988 |
| | | | 399 |
| | | | 181 |

Form 990PF Part IV - Capital Gains and Losses for Tax on Investment Income - Columns a - d

| List and describe the kind(s) of property sold (e g , real estate, (a) 2-story brick warehouse, or common stock, 200 shs MLC Co) | (b) How acquired P—Purchase D—Donation | (c) Date acquired (mo , day, yr) | (d) Date sold (mo , day, yr) |
|--|---|---|-------------------------------------|
| ING GROEP N V EUR0 01 | P | 2016-11-18 | 2017-09-06 |
| ING GROEP N V EUR0 01 | P | 2016-11-18 | 2017-09-07 |
| ING GROEP N V EUR0 01 | P | 2016-11-18 | 2017-09-11 |
| ING GROEP N V EUR0 01 | P | 2016-11-18 | 2017-09-11 |
| ING GROEP N V EUR0 01 | P | 2016-11-18 | 2017-09-11 |
| ING GROEP N V EUR0 01 | P | 2016-11-18 | 2017-09-11 |
| KDDI CORP NPV | P | 2015-09-24 | 2017-06-14 |
| KDDI CORP NPV | P | 2015-09-24 | 2017-06-15 |
| KDDI CORP NPV | P | 2015-09-25 | 2017-06-15 |
| KDDI CORP NPV | P | 2016-01-08 | 2017-06-15 |

Form 990PF Part IV - Capital Gains and Losses for Tax on Investment Income - Columns e - h

| (e) Gross sales price | (f) Depreciation allowed (or allowable) | (g) Cost or other basis plus expense of sale | (h) Gain or (loss) (e) plus (f) minus (g) |
|-----------------------|--|---|--|
| 4,515 | | 3,499 | 1,016 |
| 2,557 | | 1,959 | 598 |
| 3,914 | | 2,972 | 942 |
| 1,724 | | 1,310 | 414 |
| 3,717 | | 2,823 | 894 |
| 7,667 | | 5,836 | 1,831 |
| 51,856 | | 43,018 | 8,838 |
| 2,751 | | 2,264 | 487 |
| 46,764 | | 38,965 | 7,799 |
| 2,751 | | 2,545 | 206 |

Form 990PF Part IV - Capital Gains and Losses for Tax on Investment Income - Columns i - l

| Complete only for assets showing gain in column (h) and owned by the foundation on 12/31/69 | | | (l) Gains (Col (h) gain minus col (k), but not less than -0-) or Losses (from col (h)) |
|---|--------------------------------------|---|--|
| (i) F M V as of 12/31/69 | (j) Adjusted basis as of 12/31/69 | (k) Excess of col (i) over col (j), if any | |
| | | | 1,016 |
| | | | 598 |
| | | | 942 |
| | | | 414 |
| | | | 894 |
| | | | 1,831 |
| | | | 8,838 |
| | | | 487 |
| | | | 7,799 |
| | | | 206 |

| Form 990PF Part IV - Capital Gains and Losses for Tax on Investment Income - Columns a - d | | | |
|--|---|---|-------------------------------------|
| List and describe the kind(s) of property sold (e g , real estate, (a) 2-story brick warehouse, or common stock, 200 shs MLC Co) | (b) How acquired P—Purchase D—Donation | (c) Date acquired (mo , day, yr) | (d) Date sold (mo , day, yr) |
| KDDI CORP NPV | P | 2016-01-08 | 2017-12-20 |
| KDDI CORP NPV | P | 2016-01-08 | 2017-12-20 |
| KDDI CORP NPV | P | 2016-01-08 | 2017-12-21 |
| KEYENCE CORP | P | 2011-10-27 | 2017-01-01 |
| KEYENCE CORP | P | 2011-10-27 | 2017-01-01 |
| KEYENCE CORP | P | 2011-10-27 | 2017-02-09 |
| KEYENCE CORP NPV | P | 2009-01-08 | 2017-02-06 |
| KEYENCE CORP NPV | P | 2009-02-18 | 2017-02-06 |
| KEYENCE CORP NPV | P | 2011-08-24 | 2017-02-06 |
| KEYENCE CORP NPV | P | 2011-08-24 | 2017-02-22 |

Form 990PF Part IV - Capital Gains and Losses for Tax on Investment Income - Columns e - h

| (e) Gross sales price | Depreciation allowed (f) (or allowable) | Cost or other basis (g) plus expense of sale | Gain or (loss) (h) (e) plus (f) minus (g) |
|-----------------------|--|---|--|
| 27,502 | | 27,996 | -494 |
| 9,975 | | 10,180 | -205 |
| 9,915 | | 10,180 | -265 |
| 27,895 | | 18,403 | 9,492 |
| 44,410 | | 16,010 | 28,400 |
| 15,634 | | 3,818 | 11,816 |
| 94,584 | | 19,660 | 74,924 |
| 17,197 | | 3,709 | 13,488 |
| 68,007 | | 20,067 | 47,940 |
| 38,378 | | 11,533 | 26,845 |

Form 990PF Part IV - Capital Gains and Losses for Tax on Investment Income - Columns i - l

| Complete only for assets showing gain in column (h) and owned by the foundation on 12/31/69 | | | (l) Gains (Col (h) gain minus col (k), but not less than -0-) or Losses (from col (h)) |
|---|--------------------------------------|---|--|
| (i) F M V as of 12/31/69 | Adjusted basis (j) as of 12/31/69 | Excess of col (i) (k) over col (j), if any | |
| | | | -494 |
| | | | -205 |
| | | | -265 |
| | | | 9,492 |
| | | | 28,400 |
| | | | 11,816 |
| | | | 74,924 |
| | | | 13,488 |
| | | | 47,940 |
| | | | 26,845 |

| Form 990PF Part IV - Capital Gains and Losses for Tax on Investment Income - Columns a - d | | | |
|--|---|---|-------------------------------------|
| List and describe the kind(s) of property sold (e g , real estate, (a) 2-story brick warehouse, or common stock, 200 shs MLC Co) | (b) How acquired P—Purchase D—Donation | (c) Date acquired (mo , day, yr) | (d) Date sold (mo , day, yr) |
| KEYENCE CORP NPV | P | 2011-08-24 | 2017-10-16 |
| KEYENCE CORP NPV | P | 2011-08-24 | 2017-10-16 |
| KEYENCE CORP NPV | P | 2012-03-21 | 2017-10-16 |
| KEYENCE CORP NPV | P | 2012-03-21 | 2017-11-22 |
| KEYENCE CORP NPV | P | 2012-03-21 | 2017-12-11 |
| KEYENCE CORP NPV | P | 2012-03-21 | 2017-12-15 |
| LIBERTY GLOBAL PLC -SERIES C COM | P | 2014-05-02 | 2017-05-11 |
| LIBERTY GLOBAL PLC -SERIES C COM | P | 2014-05-05 | 2017-05-11 |
| LIBERTY GLOBAL PLC -SERIES C COM | P | 2014-05-05 | 2017-05-12 |
| LIBERTY GLOBAL PLC -SERIES C COM | P | 2014-05-06 | 2017-05-12 |

Form 990PF Part IV - Capital Gains and Losses for Tax on Investment Income - Columns e - h

| (e) Gross sales price | Depreciation allowed (f) (or allowable) | Cost or other basis (g) plus expense of sale | Gain or (loss) (h) (e) plus (f) minus (g) |
|-----------------------|--|---|--|
| 53,970 | | 11,533 | 42,437 |
| 35,667 | | 7,611 | 28,056 |
| 18,374 | | 3,876 | 14,498 |
| 121,075 | | 22,801 | 98,274 |
| 111,190 | | 22,801 | 88,389 |
| 16,741 | | 3,420 | 13,321 |
| 2,962 | | 3,304 | -342 |
| 5,925 | | 6,736 | -811 |
| 2,974 | | 3,368 | -394 |
| 5,930 | | 6,817 | -887 |

Form 990PF Part IV - Capital Gains and Losses for Tax on Investment Income - Columns i - l

| Complete only for assets showing gain in column (h) and owned by the foundation on 12/31/69 | | | (I) Gains (Col (h) gain minus col (k), but not less than -0-) or Losses (from col (h)) |
|---|--------------------------------------|---|--|
| (i) F M V as of 12/31/69 | Adjusted basis (j) as of 12/31/69 | Excess of col (i) (k) over col (j), if any | |
| | | | 42,437 |
| | | | 28,056 |
| | | | 14,498 |
| | | | 98,274 |
| | | | 88,389 |
| | | | 13,321 |
| | | | -342 |
| | | | -811 |
| | | | -394 |
| | | | -887 |

| Form 990PF Part IV - Capital Gains and Losses for Tax on Investment Income - Columns a - d | | | |
|--|---|---|-------------------------------------|
| List and describe the kind(s) of property sold (e g , real estate, (a) 2-story brick warehouse, or common stock, 200 shs MLC Co) | (b) How acquired P—Purchase D—Donation | (c) Date acquired (mo , day, yr) | (d) Date sold (mo , day, yr) |
| LIBERTY GLOBAL PLC -SERIES C COM | P | 2014-05-08 | 2017-05-12 |
| LIBERTY GLOBAL PLC USD0 01 A | P | 2014-04-24 | 2017-05-11 |
| LIBERTY GLOBAL PLC USD0 01 A | P | 2014-04-24 | 2017-05-11 |
| LIBERTY GLOBAL PLC USD0 01 A | P | 2014-04-24 | 2017-05-11 |
| LIBERTY GLOBAL PLC USD0 01 A | P | 2014-04-25 | 2017-05-11 |
| LIBERTY GLOBAL PLC USD0 01 A | P | 2014-04-25 | 2017-05-12 |
| LIBERTY GLOBAL PLC USD0 01 A | P | 2014-04-25 | 2017-05-12 |
| LIBERTY GLOBAL PLC USD0 01 A | P | 2014-04-25 | 2017-05-12 |
| LIBERTY GLOBAL PLC USD0 01 A | P | 2014-04-25 | 2017-05-12 |
| LIBERTY GLOBAL PLC USD0 01 A | P | 2014-04-25 | 2017-05-12 |

Form 990PF Part IV - Capital Gains and Losses for Tax on Investment Income - Columns e - h

| (e) Gross sales price | (f) Depreciation allowed (or allowable) | (g) Cost or other basis plus expense of sale | (h) Gain or (loss) (e) plus (f) minus (g) |
|-----------------------|--|---|--|
| 741 | | 854 | -113 |
| 12,082 | | 14,622 | -2,540 |
| 9,062 | | 10,949 | -1,887 |
| 6,041 | | 7,294 | -1,253 |
| 3,021 | | 3,653 | -632 |
| 6,087 | | 7,306 | -1,219 |
| 6,073 | | 7,306 | -1,233 |
| 3,037 | | 3,359 | -322 |
| 2,731 | | 3,019 | -288 |
| 30,341 | | 33,593 | -3,252 |

Form 990PF Part IV - Capital Gains and Losses for Tax on Investment Income - Columns i - l

| Complete only for assets showing gain in column (h) and owned by the foundation on 12/31/69 | | | (I) Gains (Col (h) gain minus col (k), but not less than -0-) or Losses (from col (h)) |
|---|-----------------------------------|--|--|
| (i) F M V as of 12/31/69 | (j) Adjusted basis as of 12/31/69 | (k) Excess of col (i) over col (j), if any | |
| | | | -113 |
| | | | -2,540 |
| | | | -1,887 |
| | | | -1,253 |
| | | | -632 |
| | | | -1,219 |
| | | | -1,233 |
| | | | -322 |
| | | | -288 |
| | | | -3,252 |

| Form 990PF Part IV - Capital Gains and Losses for Tax on Investment Income - Columns a - d | | | |
|--|---|---|-------------------------------------|
| List and describe the kind(s) of property sold (e g , real estate, (a) 2-story brick warehouse, or common stock, 200 shs MLC Co) | (b) How acquired P—Purchase D—Donation | (c) Date acquired (mo , day, yr) | (d) Date sold (mo , day, yr) |
| LIBERTY GLOBAL PLC USD0 01 A | P | 2014-04-25 | 2017-06-01 |
| LIBERTY GLOBAL PLC USD0 01 A | P | 2014-04-25 | 2017-06-02 |
| LIBERTY GLOBAL PLC USD0 01 A | P | 2014-05-01 | 2017-06-02 |
| LIBERTY GLOBAL PLC USD0 01 A | P | 2014-05-01 | 2017-06-02 |
| LIBERTY GLOBAL PLC USD0 01 A | P | 2014-05-01 | 2017-06-02 |
| LIBERTY GLOBAL PLC USD0 01 A | P | 2014-05-01 | 2017-06-28 |
| LIBERTY GLOBAL PLC USD0 01 A | P | 2014-05-02 | 2017-06-28 |
| LIBERTY GLOBAL PLC USD0 01 A | P | 2014-05-02 | 2017-06-29 |
| LIBERTY GLOBAL PLC USD0 01 A | P | 2014-05-02 | 2017-06-30 |
| LIBERTY GLOBAL PLC USD0 01 A | P | 2014-05-02 | 2017-07-18 |

Form 990PF Part IV - Capital Gains and Losses for Tax on Investment Income - Columns e - h

| (e) Gross sales price | (f) Depreciation allowed (or allowable) | (g) Cost or other basis plus expense of sale | (h) Gain or (loss) (e) plus (f) minus (g) |
|-----------------------|--|---|--|
| 12,543 | | 13,419 | -876 |
| 3,478 | | 3,690 | -212 |
| 6,007 | | 6,465 | -458 |
| 3,162 | | 3,409 | -247 |
| 3,176 | | 3,402 | -226 |
| 316 | | 340 | -24 |
| 2,840 | | 3,116 | -276 |
| 3,173 | | 3,462 | -289 |
| 3,231 | | 3,462 | -231 |
| 328 | | 346 | -18 |

Form 990PF Part IV - Capital Gains and Losses for Tax on Investment Income - Columns i - l

| Complete only for assets showing gain in column (h) and owned by the foundation on 12/31/69 | | | (l) Gains (Col (h) gain minus col (k), but not less than -0-) or Losses (from col (h)) |
|---|--------------------------------------|---|---|
| (i) F M V as of 12/31/69 | (j) Adjusted basis as of 12/31/69 | (k) Excess of col (i) over col (j), if any | |
| | | | -876 |
| | | | -212 |
| | | | -458 |
| | | | -247 |
| | | | -226 |
| | | | -24 |
| | | | -276 |
| | | | -289 |
| | | | -231 |
| | | | -18 |

| Form 990PF Part IV - Capital Gains and Losses for Tax on Investment Income - Columns a - d | | | |
|--|---|---|-------------------------------------|
| List and describe the kind(s) of property sold (e g , real estate, (a) 2-story brick warehouse, or common stock, 200 shs MLC Co) | (b) How acquired P—Purchase D—Donation | (c) Date acquired (mo , day, yr) | (d) Date sold (mo , day, yr) |
| LIBERTY GLOBAL PLC USD0 01 A | P | 2014-05-05 | 2017-07-18 |
| LIBERTY GLOBAL PLC USD0 01 A | P | 2014-05-05 | 2017-07-19 |
| LIBERTY GLOBAL PLC USD0 01 A | P | 2014-05-05 | 2017-07-20 |
| LIBERTY GLOBAL PLC USD0 01 A | P | 2014-05-05 | 2017-07-24 |
| LIBERTY GLOBAL PLC USD0 01 A | P | 2014-05-06 | 2017-07-24 |
| LIBERTY GLOBAL PLC USD0 01 A | P | 2014-05-06 | 2017-07-25 |
| LIBERTY GLOBAL PLC USD0 01 A | P | 2014-05-06 | 2017-07-27 |
| LIBERTY GLOBAL PLC USD0 01 A | P | 2014-05-07 | 2017-07-27 |
| LIBERTY GLOBAL PLC USD0 01 A | P | 2014-05-07 | 2017-08-14 |
| LIBERTY GLOBAL PLC USD0 01 A | P | 2014-05-08 | 2017-08-14 |

Form 990PF Part IV - Capital Gains and Losses for Tax on Investment Income - Columns e - h

| (e) Gross sales price | Depreciation allowed (f) (or allowable) | Cost or other basis (g) plus expense of sale | Gain or (loss) (h) (e) plus (f) minus (g) |
|-----------------------|--|---|--|
| 2,952 | | 3,172 | -220 |
| 3,263 | | 3,524 | -261 |
| 3,305 | | 3,524 | -219 |
| 328 | | 352 | -24 |
| 6,239 | | 6,803 | -564 |
| 3,280 | | 3,581 | -301 |
| 3,678 | | 3,939 | -261 |
| 3,010 | | 3,222 | -212 |
| 10,712 | | 11,099 | -387 |
| 8,639 | | 9,009 | -370 |

Form 990PF Part IV - Capital Gains and Losses for Tax on Investment Income - Columns i - l

| Complete only for assets showing gain in column (h) and owned by the foundation on 12/31/69 | | | (I) Gains (Col (h) gain minus col (k), but not less than -0-) or Losses (from col (h)) |
|---|--------------------------------------|---|--|
| (i) F M V as of 12/31/69 | Adjusted basis (j) as of 12/31/69 | Excess of col (i) (k) over col (j), if any | |
| | | | -220 |
| | | | -261 |
| | | | -219 |
| | | | -24 |
| | | | -564 |
| | | | -301 |
| | | | -261 |
| | | | -212 |
| | | | -387 |
| | | | -370 |

| Form 990PF Part IV - Capital Gains and Losses for Tax on Investment Income - Columns a - d | | | |
|--|---|---|-------------------------------------|
| List and describe the kind(s) of property sold (e g , real estate, (a) 2-story brick warehouse, or common stock, 200 shs MLC Co) | (b) How acquired P—Purchase D—Donation | (c) Date acquired (mo , day, yr) | (d) Date sold (mo , day, yr) |
| LIBERTY GLOBAL PLC USD0 01 A | P | 2014-06-27 | 2017-08-14 |
| LIBERTY GLOBAL PLC USD0 01 A | P | 2014-06-27 | 2017-08-14 |
| LIBERTY GLOBAL PLC USD0 01 A | P | 2014-06-30 | 2017-08-14 |
| LIBERTY GLOBAL PLC USD0 01 A | P | 2014-07-01 | 2017-08-14 |
| LIBERTY GLOBAL PLC USD0 01 A | P | 2014-07-03 | 2017-08-14 |
| LIBERTY GLOBAL PLC USD0 01 A | P | 2014-09-25 | 2017-08-14 |
| LIBERTY GLOBAL PLC USD0 01 A | P | 2015-02-27 | 2017-08-14 |
| MEDTRONIC PLC COMMON STOCK STOCK | P | 2015-09-25 | 2017-08-25 |
| MEDTRONIC PLC COMMON STOCK STOCK | P | 2015-09-25 | 2017-12-05 |
| MEDTRONIC PLC COMMON STOCK STOCK | P | 2015-09-25 | 2017-12-05 |

Form 990PF Part IV - Capital Gains and Losses for Tax on Investment Income - Columns e - h

| (e) Gross sales price | (f) Depreciation allowed (or allowable) | (g) Cost or other basis plus expense of sale | (h) Gain or (loss) (e) plus (f) minus (g) |
|-----------------------|--|---|--|
| 3,455 | | 3,682 | -227 |
| 3,455 | | 3,672 | -217 |
| 3,455 | | 3,700 | -245 |
| 3,283 | | 3,557 | -274 |
| 3,455 | | 3,757 | -302 |
| 13,822 | | 14,392 | -570 |
| 26,261 | | 34,459 | -8,198 |
| 63,400 | | 52,425 | 10,975 |
| 8,088 | | 6,594 | 1,494 |
| 86,038 | | 70,230 | 15,808 |

Form 990PF Part IV - Capital Gains and Losses for Tax on Investment Income - Columns i - l

| Complete only for assets showing gain in column (h) and owned by the foundation on 12/31/69 | | | (l) Gains (Col (h) gain minus col (k), but not less than -0-) or Losses (from col (h)) |
|---|-----------------------------------|--|--|
| (i) F M V as of 12/31/69 | (j) Adjusted basis as of 12/31/69 | (k) Excess of col (i) over col (j), if any | |
| | | | -227 |
| | | | -217 |
| | | | -245 |
| | | | -274 |
| | | | -302 |
| | | | -570 |
| | | | -8,198 |
| | | | 10,975 |
| | | | 1,494 |
| | | | 15,808 |

| Form 990PF Part IV - Capital Gains and Losses for Tax on Investment Income - Columns a - d | | | |
|--|---|---|-------------------------------------|
| List and describe the kind(s) of property sold (e g , real estate, (a) 2-story brick warehouse, or common stock, 200 shs MLC Co) | (b) How acquired P—Purchase D—Donation | (c) Date acquired (mo , day, yr) | (d) Date sold (mo , day, yr) |
| MURATA MANUFACTURING CO LTD | P | 2010-02-23 | 2017-12-15 |
| MURATA MANUFACTURING CO NPV | P | 2010-01-18 | 2017-12-15 |
| MURATA MANUFACTURING CO NPV | P | 2010-02-22 | 2017-12-15 |
| MURATA MANUFACTURING CO NPV | P | 2010-02-23 | 2017-12-15 |
| MURATA MANUFACTURING CO NPV | P | 2011-08-24 | 2017-12-18 |
| NATIONAL GRID ORD GBP0 113953 | P | 2011-08-24 | 2017-04-03 |
| NATIONAL GRID ORD GBP0 113953 | P | 2013-03-05 | 2017-04-03 |
| NATIONAL GRID ORD GBP0 113953 | P | 2013-11-21 | 2017-04-03 |
| NATIONAL GRID ORD GBP0 113953 | P | 2013-11-21 | 2017-04-03 |
| NATIONAL GRID ORD GBP0 113953 | P | 2013-11-21 | 2017-04-04 |

Form 990PF Part IV - Capital Gains and Losses for Tax on Investment Income - Columns e - h

| (e) Gross sales price | (f) Depreciation allowed (or allowable) | (g) Cost or other basis plus expense of sale | (h) Gain or (loss) (e) plus (f) minus (g) |
|-----------------------|--|---|--|
| 38,935 | | 16,206 | 22,729 |
| 12,968 | | 5,602 | 7,366 |
| 12,968 | | 5,298 | 7,670 |
| 12,978 | | 5,402 | 7,576 |
| 65,836 | | 29,331 | 36,505 |
| 7,685 | | 6,076 | 1,609 |
| 29,073 | | 25,687 | 3,386 |
| 10,011 | | 9,833 | 178 |
| 29,022 | | 28,555 | 467 |
| 13,991 | | 13,756 | 235 |

Form 990PF Part IV - Capital Gains and Losses for Tax on Investment Income - Columns i - l

| Complete only for assets showing gain in column (h) and owned by the foundation on 12/31/69 | | | (l) Gains (Col (h) gain minus col (k), but not less than -0-) or Losses (from col (h)) |
|---|--------------------------------------|---|---|
| (i) F M V as of 12/31/69 | (j) Adjusted basis as of 12/31/69 | (k) Excess of col (i) over col (j), if any | |
| | | | 22,729 |
| | | | 7,366 |
| | | | 7,670 |
| | | | 7,576 |
| | | | 36,505 |
| | | | 1,609 |
| | | | 3,386 |
| | | | 178 |
| | | | 467 |
| | | | 235 |

| Form 990PF Part IV - Capital Gains and Losses for Tax on Investment Income - Columns a - d | | | |
|--|---|---|-------------------------------------|
| List and describe the kind(s) of property sold (e g , real estate, (a) 2-story brick warehouse, or common stock, 200 shs MLC Co) | (b) How acquired P—Purchase D—Donation | (c) Date acquired (mo , day, yr) | (d) Date sold (mo , day, yr) |
| NATIONAL GRID ORD GBP0 113953 | P | 2014-08-18 | 2017-04-04 |
| NATIONAL GRID ORD GBP0 113953 | P | 2014-08-18 | 2017-04-04 |
| NATIONAL GRID ORD GBP0 113953 | P | 2014-08-18 | 2017-04-04 |
| NATIONAL GRID ORD GBP0 113953 | P | 2014-08-18 | 2017-04-04 |
| NATIONAL GRID ORD GBP0 113953 | P | 2014-08-18 | 2017-04-04 |
| NATIONAL GRID ORD GBP0 113953 | P | 2014-08-18 | 2017-04-05 |
| NATIONAL GRID ORD GBP0 113953 | P | 2014-08-18 | 2017-04-12 |
| NATIONAL GRID ORD GBP0 113953 | P | 2014-08-18 | 2017-05-17 |
| NATIONAL GRID ORD GBP0 113953 | P | 2015-03-03 | 2017-05-17 |
| NATIONAL GRID ORD GBP0 113953 | P | 2015-03-03 | 2017-05-17 |

Form 990PF Part IV - Capital Gains and Losses for Tax on Investment Income - Columns e - h

| (e) Gross sales price | (f) Depreciation allowed (or allowable) | (g) Cost or other basis plus expense of sale | (h) Gain or (loss) (e) plus (f) minus (g) |
|-----------------------|--|---|--|
| 5,058 | | 5,935 | -877 |
| 8,843 | | 10,385 | -1,542 |
| 2,512 | | 2,967 | -455 |
| 10,042 | | 11,869 | -1,827 |
| 18,840 | | 22,136 | -3,296 |
| 17,592 | | 20,697 | -3,105 |
| 7,080 | | 8,160 | -1,080 |
| 4,935 | | 5,386 | -451 |
| 14,956 | | 15,122 | -166 |
| 5,443 | | 5,499 | -56 |

Form 990PF Part IV - Capital Gains and Losses for Tax on Investment Income - Columns i - l

| Complete only for assets showing gain in column (h) and owned by the foundation on 12/31/69 | | | (I) Gains (Col (h) gain minus col (k), but not less than -0-) or Losses (from col (h)) |
|---|--------------------------------------|---|---|
| (i) F M V as of 12/31/69 | (j) Adjusted basis as of 12/31/69 | (k) Excess of col (i) over col (j), if any | |
| | | | -877 |
| | | | -1,542 |
| | | | -455 |
| | | | -1,827 |
| | | | -3,296 |
| | | | -3,105 |
| | | | -1,080 |
| | | | -451 |
| | | | -166 |
| | | | -56 |

Form 990PF Part IV - Capital Gains and Losses for Tax on Investment Income - Columns a - d

| List and describe the kind(s) of property sold (e g , real estate, (a) 2-story brick warehouse, or common stock, 200 shs MLC Co) | (b) How acquired P—Purchase D—Donation | (c) Date acquired (mo , day, yr) | (d) Date sold (mo , day, yr) |
|--|---|---|-------------------------------------|
| NOVARTIS AG NAMEN | P | 2009-01-05 | 2017-01-01 |
| NOVARTIS AG NAMEN | P | 2010-07-28 | 2017-01-01 |
| OIL SEARCH LTD NPV | P | 2015-03-02 | 2017-01-18 |
| OIL SEARCH LTD NPV | P | 2015-10-08 | 2017-01-19 |
| OIL SEARCH LTD NPV | P | 2015-10-07 | 2017-01-19 |
| OIL SEARCH LTD NPV | P | 2015-10-08 | 2017-01-19 |
| OIL SEARCH LTD NPV | P | 2015-10-08 | 2017-01-23 |
| OIL SEARCH LTD NPV | P | 2015-10-08 | 2017-01-24 |
| OIL SEARCH LTD NPV | P | 2015-10-08 | 2017-01-25 |
| OIL SEARCH LTD NPV | P | 2015-10-08 | 2017-01-25 |

Form 990PF Part IV - Capital Gains and Losses for Tax on Investment Income - Columns e - h

| (e) Gross sales price | (f) Depreciation allowed (or allowable) | (g) Cost or other basis plus expense of sale | (h) Gain or (loss) (e) plus (f) minus (g) |
|-----------------------|--|---|--|
| 12,830 | | 8,833 | 3,997 |
| 9,971 | | 6,630 | 3,341 |
| 10,209 | | 11,961 | -1,752 |
| 3,955 | | 4,696 | -741 |
| 4,635 | | 4,785 | -150 |
| 4,462 | | 4,567 | -105 |
| 7,757 | | 8,139 | -382 |
| 2,938 | | 3,086 | -148 |
| 3,087 | | 3,248 | -161 |
| 2,670 | | 2,819 | -149 |

Form 990PF Part IV - Capital Gains and Losses for Tax on Investment Income - Columns i - l

| Complete only for assets showing gain in column (h) and owned by the foundation on 12/31/69 | | | (I) Gains (Col (h) gain minus col (k), but not less than -0-) or Losses (from col (h)) |
|---|--------------------------------------|---|--|
| (i) F M V as of 12/31/69 | (j) Adjusted basis as of 12/31/69 | (k) Excess of col (i) over col (j), if any | |
| | | | 3,997 |
| | | | 3,341 |
| | | | -1,752 |
| | | | -741 |
| | | | -150 |
| | | | -105 |
| | | | -382 |
| | | | -148 |
| | | | -161 |
| | | | -149 |

| Form 990PF Part IV - Capital Gains and Losses for Tax on Investment Income - Columns a - d | | | |
|--|---|---|-------------------------------------|
| List and describe the kind(s) of property sold (e g , real estate, (a) 2-story brick warehouse, or common stock, 200 shs MLC Co) | (b) How acquired P—Purchase D—Donation | (c) Date acquired (mo , day, yr) | (d) Date sold (mo , day, yr) |
| OIL SEARCH LTD NPV | P | 2015-10-09 | 2017-01-27 |
| OIL SEARCH LTD NPV | P | 2015-10-09 | 2017-01-27 |
| OIL SEARCH LTD NPV | P | 2015-10-09 | 2017-02-02 |
| OIL SEARCH LTD NPV | P | 2015-10-12 | 2017-02-02 |
| OIL SEARCH LTD NPV | P | 2015-10-12 | 2017-02-06 |
| OIL SEARCH LTD NPV | P | 2015-10-12 | 2017-02-09 |
| OIL SEARCH LTD NPV | P | 2015-10-12 | 2017-02-10 |
| OIL SEARCH LTD NPV | P | 2015-10-13 | 2017-02-10 |
| OIL SEARCH LTD NPV | P | 2015-10-13 | 2017-02-10 |
| RICHEMONT CIE FIN | P | 2009-08-04 | 2017-01-01 |

Form 990PF Part IV - Capital Gains and Losses for Tax on Investment Income - Columns e - h

| (e) Gross sales price | Depreciation allowed (f) (or allowable) | Cost or other basis (g) plus expense of sale | Gain or (loss) (h) (e) plus (f) minus (g) |
|-----------------------|---|---|--|
| 1,984 | | 2,095 | -111 |
| 1,324 | | 1,407 | -83 |
| 4,680 | | 4,898 | -218 |
| 10,773 | | 10,939 | -166 |
| 7,315 | | 7,503 | -188 |
| 6,817 | | 7,025 | -208 |
| 7,635 | | 7,737 | -102 |
| 8,332 | | 8,340 | -8 |
| 6,300 | | 6,278 | 22 |
| 9,933 | | 3,866 | 6,067 |

Form 990PF Part IV - Capital Gains and Losses for Tax on Investment Income - Columns i - l

| Complete only for assets showing gain in column (h) and owned by the foundation on 12/31/69 | | | (I) Gains (Col (h) gain minus col (k), but not less than -0-) or Losses (from col (h)) |
|---|--------------------------------------|---|---|
| (i) F M V as of 12/31/69 | Adjusted basis (j) as of 12/31/69 | Excess of col (i) (k) over col (j), if any | |
| | | | -111 |
| | | | -83 |
| | | | -218 |
| | | | -166 |
| | | | -188 |
| | | | -208 |
| | | | -102 |
| | | | -8 |
| | | | 22 |
| | | | 6,067 |

| Form 990PF Part IV - Capital Gains and Losses for Tax on Investment Income - Columns a - d | | | |
|--|---|---|-------------------------------------|
| List and describe the kind(s) of property sold (e g , real estate, (a) 2-story brick warehouse, or common stock, 200 shs MLC Co) | (b) How acquired P—Purchase D—Donation | (c) Date acquired (mo , day, yr) | (d) Date sold (mo , day, yr) |
| RICHEMONT CIE FIN | P | 2009-08-04 | 2017-01-01 |
| RYOHIN KEIKAKU CO NPV | P | 2013-08-12 | 2017-12-12 |
| RYOHIN KEIKAKU CO NPV | P | 2013-08-13 | 2017-12-12 |
| RYOHIN KEIKAKU CO NPV | P | 2013-08-14 | 2017-12-13 |
| RYOHIN KEIKAKU CO NPV | P | 2013-08-15 | 2017-12-13 |
| RYOHIN KEIKAKU CO NPV | P | 2013-08-16 | 2017-12-13 |
| RYOHIN KEIKAKU CO NPV | P | 2013-08-20 | 2017-12-14 |
| SES FDR EACH REP 1 'A' NPV | P | 2013-11-21 | 2017-12-04 |
| SES FDR EACH REP 1 'A' NPV | P | 2013-11-21 | 2017-12-06 |
| SES FDR EACH REP 1 'A' NPV | P | 2013-11-21 | 2017-12-06 |

Form 990PF Part IV - Capital Gains and Losses for Tax on Investment Income - Columns e - h

| (e) Gross sales price | (f) Depreciation allowed (or allowable) | (g) Cost or other basis plus expense of sale | (h) Gain or (loss) (e) plus (f) minus (g) |
|-----------------------|--|---|--|
| 9,804 | | 3,822 | 5,982 |
| 31,955 | | 8,646 | 23,309 |
| 31,955 | | 8,643 | 23,312 |
| 31,248 | | 8,447 | 22,801 |
| 31,248 | | 8,327 | 22,921 |
| 31,248 | | 8,318 | 22,930 |
| 31,141 | | 8,234 | 22,907 |
| 41,932 | | 72,692 | -30,760 |
| 26,204 | | 45,163 | -18,959 |
| 3,074 | | 5,313 | -2,239 |

Form 990PF Part IV - Capital Gains and Losses for Tax on Investment Income - Columns i - l

| Complete only for assets showing gain in column (h) and owned by the foundation on 12/31/69 | | | (I) Gains (Col (h) gain minus col (k), but not less than -0-) or Losses (from col (h)) |
|---|--------------------------------------|---|--|
| (i) F M V as of 12/31/69 | (j) Adjusted basis as of 12/31/69 | (k) Excess of col (i) over col (j), if any | |
| | | | 5,982 |
| | | | 23,309 |
| | | | 23,312 |
| | | | 22,801 |
| | | | 22,921 |
| | | | 22,930 |
| | | | 22,907 |
| | | | -30,760 |
| | | | -18,959 |
| | | | -2,239 |

| Form 990PF Part IV - Capital Gains and Losses for Tax on Investment Income - Columns a - d | | | |
|--|---|---|-------------------------------------|
| List and describe the kind(s) of property sold (e g , real estate, (a) 2-story brick warehouse, or common stock, 200 shs MLC Co) | (b) How acquired P—Purchase D—Donation | (c) Date acquired (mo , day, yr) | (d) Date sold (mo , day, yr) |
| SES FDR EACH REP 1 'A' NPV | P | 2016-06-29 | 2017-12-06 |
| SES FDR EACH REP 1 'A' NPV | P | 2016-06-29 | 2017-12-06 |
| SES FDR EACH REP 1 'A' NPV | P | 2016-06-30 | 2017-12-06 |
| SINGAPORE TELECOMMUNICATIONS NEW COM STK | P | 2012-11-14 | 2017-10-11 |
| SINGAPORE TELECOMMUNICATIONS NEW COM STK | P | 2012-11-14 | 2017-10-11 |
| SINGAPORE TELECOMMUNICATIONS NEW COM STK | P | 2012-11-14 | 2017-10-12 |
| SINGAPORE TELECOMMUNICATIONS NEW COM STK | P | 2012-11-14 | 2017-10-13 |
| SINGAPORE TELECOMMUNICATIONS NEW COM STK | P | 2012-12-12 | 2017-10-13 |
| SONOVA HOLDING AG | P | 2011-04-07 | 2017-01-01 |
| SONOVA HOLDING AG | P | 2011-06-22 | 2017-01-01 |

Form 990PF Part IV - Capital Gains and Losses for Tax on Investment Income - Columns e - h

| (e) Gross sales price | Depreciation allowed (f) (or allowable) | Cost or other basis (g) plus expense of sale | Gain or (loss) (h) (e) plus (f) minus (g) |
|-----------------------|--|---|--|
| 2,838 | | 3,590 | -752 |
| 4,544 | | 5,727 | -1,183 |
| 4,290 | | 5,472 | -1,182 |
| 23,188 | | 22,288 | 900 |
| 14,817 | | 14,254 | 563 |
| 15,903 | | 15,290 | 613 |
| 5,419 | | 5,183 | 236 |
| 8,400 | | 8,608 | -208 |
| 1,279 | | 1,061 | 218 |
| 2,209 | | 1,853 | 356 |

Form 990PF Part IV - Capital Gains and Losses for Tax on Investment Income - Columns i - l

| Complete only for assets showing gain in column (h) and owned by the foundation on 12/31/69 | | | (I) Gains (Col (h) gain minus col (k), but not less than -0-) or Losses (from col (h)) |
|---|--------------------------------------|---|---|
| (i) F M V as of 12/31/69 | Adjusted basis (j) as of 12/31/69 | Excess of col (i) (k) over col (j), if any | |
| | | | -752 |
| | | | -1,183 |
| | | | -1,182 |
| | | | 900 |
| | | | 563 |
| | | | 613 |
| | | | 236 |
| | | | -208 |
| | | | 218 |
| | | | 356 |

| Form 990PF Part IV - Capital Gains and Losses for Tax on Investment Income - Columns a - d | | | |
|--|---|---|-------------------------------------|
| List and describe the kind(s) of property sold (e g , real estate, (a) 2-story brick warehouse, or common stock, 200 shs MLC Co) | (b) How acquired P—Purchase D—Donation | (c) Date acquired (mo , day, yr) | (d) Date sold (mo , day, yr) |
| SONOVA HOLDING AG | P | 2011-06-22 | 2017-01-01 |
| SONOVA HOLDING AG | P | 2011-06-22 | 2017-01-01 |
| SONOVA HOLDING AG | P | 2011-06-22 | 2017-01-01 |
| SYDNEY AIRPORT CORPORATION LTD NPV (STAPLED SECURITY) | P | 2015-10-14 | 2017-10-25 |
| SYDNEY AIRPORT CORPORATION LTD NPV (STAPLED SECURITY) | P | 2015-10-14 | 2017-11-01 |
| SYDNEY AIRPORT CORPORATION LTD NPV (STAPLED SECURITY) | P | 2015-10-15 | 2017-11-01 |
| SYDNEY AIRPORT CORPORATION LTD NPV (STAPLED SECURITY) | P | 2015-10-15 | 2017-11-01 |
| SYDNEY AIRPORT CORPORATION LTD NPV (STAPLED SECURITY) | P | 2015-10-15 | 2017-11-02 |
| SYDNEY AIRPORT CORPORATION LTD NPV (STAPLED SECURITY) | P | 2015-10-15 | 2017-11-03 |
| SYDNEY AIRPORT CORPORATION LTD NPV (STAPLED SECURITY) | P | 2015-10-15 | 2017-11-06 |

Form 990PF Part IV - Capital Gains and Losses for Tax on Investment Income - Columns e - h

| (e) Gross sales price | (f) Depreciation allowed (or allowable) | (g) Cost or other basis plus expense of sale | (h) Gain or (loss) (e) plus (f) minus (g) |
|-----------------------|--|---|--|
| 915 | | 780 | 135 |
| 6,505 | | 5,463 | 1,042 |
| 581 | | 488 | 93 |
| 23,669 | | 18,575 | 5,094 |
| 11 | | 9 | 2 |
| 2,636 | | 2,124 | 512 |
| 3,041 | | 2,441 | 600 |
| 3,543 | | 2,824 | 719 |
| 4,318 | | 3,441 | 877 |
| 15,074 | | 11,896 | 3,178 |

Form 990PF Part IV - Capital Gains and Losses for Tax on Investment Income - Columns i - l

| Complete only for assets showing gain in column (h) and owned by the foundation on 12/31/69 | | | (I) Gains (Col (h) gain minus col (k), but not less than -0-) or Losses (from col (h)) |
|---|--------------------------------------|---|---|
| (i) F M V as of 12/31/69 | (j) Adjusted basis as of 12/31/69 | (k) Excess of col (i) over col (j), if any | |
| | | | 135 |
| | | | 1,042 |
| | | | 93 |
| | | | 5,094 |
| | | | 2 |
| | | | 512 |
| | | | 600 |
| | | | 719 |
| | | | 877 |
| | | | 3,178 |

| Form 990PF Part IV - Capital Gains and Losses for Tax on Investment Income - Columns a - d | | | |
|--|---|---|-------------------------------------|
| List and describe the kind(s) of property sold (e g , real estate, (a) 2-story brick warehouse, or common stock, 200 shs MLC Co) | (b) How acquired P—Purchase D—Donation | (c) Date acquired (mo , day, yr) | (d) Date sold (mo , day, yr) |
| SYDNEY AIRPORT CORPORATION LTD NPV (STAPLED SECURITY) | P | 2015-10-20 | 2017-11-06 |
| SYDNEY AIRPORT CORPORATION LTD NPV (STAPLED SECURITY) | P | 2015-10-20 | 2017-11-06 |
| SYDNEY AIRPORT CORPORATION LTD NPV (STAPLED SECURITY) | P | 2015-10-20 | 2017-11-07 |
| SYDNEY AIRPORT CORPORATION LTD NPV (STAPLED SECURITY) | P | 2015-10-20 | 2017-11-08 |
| SYDNEY AIRPORT CORPORATION LTD NPV (STAPLED SECURITY) | P | 2015-10-20 | 2017-11-10 |
| SYDNEY AIRPORT CORPORATION LTD NPV (STAPLED SECURITY) | P | 2015-10-22 | 2017-11-10 |
| SYDNEY AIRPORT CORPORATION LTD NPV (STAPLED SECURITY) | P | 2015-10-22 | 2017-11-16 |
| SYDNEY AIRPORT CORPORATION LTD NPV (STAPLED SECURITY) | P | 2015-10-22 | 2017-11-17 |
| SYDNEY AIRPORT CORPORATION LTD NPV (STAPLED SECURITY) | P | 2015-10-26 | 2017-11-17 |
| SYDNEY AIRPORT CORPORATION LTD NPV (STAPLED SECURITY) | P | 2015-10-26 | 2017-11-20 |

Form 990PF Part IV - Capital Gains and Losses for Tax on Investment Income - Columns e - h

| (e) Gross sales price | Depreciation allowed (f) (or allowable) | Cost or other basis (g) plus expense of sale | Gain or (loss) (h) (e) plus (f) minus (g) |
|-----------------------|--|---|--|
| 16,067 | | 13,313 | 2,754 |
| 3,267 | | 2,701 | 566 |
| 2,591 | | 2,123 | 468 |
| 2,569 | | 2,095 | 474 |
| 1,268 | | 1,036 | 232 |
| 1,409 | | 1,140 | 269 |
| 5,672 | | 4,748 | 924 |
| 11,496 | | 9,551 | 1,945 |
| 507 | | 426 | 81 |
| 13,026 | | 11,089 | 1,937 |

Form 990PF Part IV - Capital Gains and Losses for Tax on Investment Income - Columns i - l

| Complete only for assets showing gain in column (h) and owned by the foundation on 12/31/69 | | | (I) Gains (Col (h) gain minus col (k), but not less than -0-) or Losses (from col (h)) |
|---|--------------------------------------|---|--|
| (i) F M V as of 12/31/69 | Adjusted basis (j) as of 12/31/69 | Excess of col (i) (k) over col (j), if any | |
| | | | 2,754 |
| | | | 566 |
| | | | 468 |
| | | | 474 |
| | | | 232 |
| | | | 269 |
| | | | 924 |
| | | | 1,945 |
| | | | 81 |
| | | | 1,937 |

Form 990PF Part IV - Capital Gains and Losses for Tax on Investment Income - Columns a - d

| List and describe the kind(s) of property sold (e g , real estate, (a) 2-story brick warehouse, or common stock, 200 shs MLC Co) | (b) How acquired P—Purchase D—Donation | (c) Date acquired (mo , day, yr) | (d) Date sold (mo , day, yr) |
|--|---|---|-------------------------------------|
| SYDNEY AIRPORT CORPORATION LTD NPV (STAPLED SECURITY) | P | 2015-10-28 | 2017-11-20 |
| SYDNEY AIRPORT CORPORATION LTD NPV (STAPLED SECURITY) | P | 2015-10-28 | 2017-11-20 |
| SYDNEY AIRPORT CORPORATION LTD NPV (STAPLED SECURITY) | P | 2015-10-28 | 2017-11-21 |
| SYDNEY AIRPORT CORPORATION LTD NPV (STAPLED SECURITY) | P | 2015-10-28 | 2017-11-22 |
| SYDNEY AIRPORT CORPORATION LTD NPV (STAPLED SECURITY) | P | 2015-10-29 | 2017-11-22 |
| SYDNEY AIRPORT CORPORATION LTD NPV (STAPLED SECURITY) | P | 2015-10-29 | 2017-11-22 |
| SYDNEY AIRPORT CORPORATION LTD NPV (STAPLED SECURITY) | P | 2015-10-30 | 2017-11-22 |
| SYDNEY AIRPORT CORPORATION LTD NPV (STAPLED SECURITY) | P | 2015-11-03 | 2017-11-22 |
| SYDNEY AIRPORT CORPORATION LTD NPV (STAPLED SECURITY) | P | 2015-11-04 | 2017-11-22 |
| SYDNEY AIRPORT CORPORATION LTD NPV (STAPLED SECURITY) | P | 2015-11-04 | 2017-11-22 |

Form 990PF Part IV - Capital Gains and Losses for Tax on Investment Income - Columns e - h

| (e) Gross sales price | (f) Depreciation allowed (or allowable) | (g) Cost or other basis plus expense of sale | (h) Gain or (loss) (e) plus (f) minus (g) |
|-----------------------|--|---|--|
| 674 | | 582 | 92 |
| 10,396 | | 8,916 | 1,480 |
| 6,870 | | 5,783 | 1,087 |
| 11,737 | | 9,849 | 1,888 |
| 33,215 | | 27,325 | 5,890 |
| 6,090 | | 5,002 | 1,088 |
| 10,310 | | 8,478 | 1,832 |
| 4,881 | | 4,028 | 853 |
| 6,952 | | 5,708 | 1,244 |
| 286 | | 234 | 52 |

Form 990PF Part IV - Capital Gains and Losses for Tax on Investment Income - Columns i - l

| Complete only for assets showing gain in column (h) and owned by the foundation on 12/31/69 | | | (l) Gains (Col (h) gain minus col (k), but not less than -0-) or Losses (from col (h)) |
|---|--------------------------------------|---|--|
| (i) F M V as of 12/31/69 | (j) Adjusted basis as of 12/31/69 | (k) Excess of col (i) over col (j), if any | |
| | | | 92 |
| | | | 1,480 |
| | | | 1,087 |
| | | | 1,888 |
| | | | 5,890 |
| | | | 1,088 |
| | | | 1,832 |
| | | | 853 |
| | | | 1,244 |
| | | | 52 |

| Form 990PF Part IV - Capital Gains and Losses for Tax on Investment Income - Columns a - d | | | |
|--|---|---|-------------------------------------|
| List and describe the kind(s) of property sold (e g , real estate, (a) 2-story brick warehouse, or common stock, 200 shs MLC Co) | (b) How acquired P—Purchase D—Donation | (c) Date acquired (mo , day, yr) | (d) Date sold (mo , day, yr) |
| SYDNEY AIRPORT CORPORATION LTD NPV (STAPLED SECURITY) | P | 2016-11-14 | 2017-11-22 |
| SYDNEY AIRPORT CORPORATION LTD NPV (STAPLED SECURITY) | P | 2016-11-14 | 2017-12-11 |
| SYSMEX CORP NPV | P | 2012-03-21 | 2017-07-13 |
| SYSMEX CORP NPV | P | 2012-03-21 | 2017-07-13 |
| SYSMEX CORP NPV | P | 2014-05-30 | 2017-07-13 |
| SYSMEX CORP NPV | P | 2014-05-30 | 2017-07-14 |
| SYSMEX CORP NPV | P | 2014-05-30 | 2017-07-18 |
| SYSMEX CORP NPV | P | 2014-05-30 | 2017-07-19 |
| SYSMEX CORP NPV | P | 2014-06-05 | 2017-07-19 |
| SYSMEX CORP NPV | P | 2014-06-05 | 2017-07-19 |

Form 990PF Part IV - Capital Gains and Losses for Tax on Investment Income - Columns e - h

| (e) Gross sales price | Depreciation allowed (f) (or allowable) | Cost or other basis (g) plus expense of sale | Gain or (loss) (h) (e) plus (f) minus (g) |
|-----------------------|--|---|--|
| 7,111 | | 5,715 | 1,396 |
| 63,350 | | 52,042 | 11,308 |
| 5,609 | | 1,869 | 3,740 |
| 5,610 | | 1,869 | 3,741 |
| 5,609 | | 3,526 | 2,083 |
| 5,648 | | 3,526 | 2,122 |
| 5,661 | | 3,526 | 2,135 |
| 22,432 | | 14,103 | 8,329 |
| 39,256 | | 24,949 | 14,307 |
| 5,623 | | 3,564 | 2,059 |

Form 990PF Part IV - Capital Gains and Losses for Tax on Investment Income - Columns i - l

| Complete only for assets showing gain in column (h) and owned by the foundation on 12/31/69 | | | (I) Gains (Col (h) gain minus col (k), but not less than -0-) or Losses (from col (h)) |
|---|--------------------------------------|---|--|
| (i) F M V as of 12/31/69 | Adjusted basis (j) as of 12/31/69 | Excess of col (i) (k) over col (j), if any | |
| | | | 1,396 |
| | | | 11,308 |
| | | | 3,740 |
| | | | 3,741 |
| | | | 2,083 |
| | | | 2,122 |
| | | | 2,135 |
| | | | 8,329 |
| | | | 14,307 |
| | | | 2,059 |

| Form 990PF Part IV - Capital Gains and Losses for Tax on Investment Income - Columns a - d | | | |
|--|---|---|-------------------------------------|
| List and describe the kind(s) of property sold (e g , real estate, (a) 2-story brick warehouse, or common stock, 200 shs MLC Co) | (b) How acquired P—Purchase D—Donation | (c) Date acquired (mo , day, yr) | (d) Date sold (mo , day, yr) |
| SYSMEX CORP NPV | P | 2014-06-05 | 2017-07-20 |
| SYSMEX CORP NPV | P | 2014-06-05 | 2017-07-21 |
| SYSMEX CORP NPV | P | 2014-06-05 | 2017-07-25 |
| SYSMEX CORP NPV | P | 2014-06-06 | 2017-07-26 |
| SYSMEX CORP NPV | P | 2014-06-06 | 2017-07-27 |
| SYSMEX CORP NPV | P | 2014-06-06 | 2017-07-28 |
| SYSMEX CORP NPV | P | 2014-06-06 | 2017-07-31 |
| SYSMEX CORP NPV | P | 2014-06-06 | 2017-08-01 |
| TREND MICRO INC NPV | P | 2013-04-08 | 2017-04-12 |
| TREND MICRO INC NPV | P | 2013-06-12 | 2017-04-12 |

Form 990PF Part IV - Capital Gains and Losses for Tax on Investment Income - Columns e - h

| (e) Gross sales price | Depreciation allowed (f) (or allowable) | Cost or other basis (g) plus expense of sale | Gain or (loss) (h) (e) plus (f) minus (g) |
|-----------------------|--|---|--|
| 5,637 | | 3,564 | 2,073 |
| 5,670 | | 3,564 | 2,106 |
| 5,613 | | 3,564 | 2,049 |
| 11,253 | | 7,146 | 4,107 |
| 5,666 | | 3,573 | 2,093 |
| 5,744 | | 3,573 | 2,171 |
| 5,739 | | 3,573 | 2,166 |
| 5,908 | | 3,573 | 2,335 |
| 21,679 | | 14,350 | 7,329 |
| 4,336 | | 3,107 | 1,229 |

Form 990PF Part IV - Capital Gains and Losses for Tax on Investment Income - Columns i - l

| Complete only for assets showing gain in column (h) and owned by the foundation on 12/31/69 | | | (I) Gains (Col (h) gain minus col (k), but not less than -0-) or Losses (from col (h)) |
|---|--------------------------------------|---|--|
| (i) F M V as of 12/31/69 | Adjusted basis (j) as of 12/31/69 | Excess of col (i) (k) over col (j), if any | |
| | | | 2,073 |
| | | | 2,106 |
| | | | 2,049 |
| | | | 4,107 |
| | | | 2,093 |
| | | | 2,171 |
| | | | 2,166 |
| | | | 2,335 |
| | | | 7,329 |
| | | | 1,229 |

| Form 990PF Part IV - Capital Gains and Losses for Tax on Investment Income - Columns a - d | | | |
|--|---|---|-------------------------------------|
| List and describe the kind(s) of property sold (e g , real estate, (a) 2-story brick warehouse, or common stock, 200 shs MLC Co) | (b) How acquired P—Purchase D—Donation | (c) Date acquired (mo , day, yr) | (d) Date sold (mo , day, yr) |
| TREND MICRO INC NPV | P | 2013-06-13 | 2017-04-12 |
| TREND MICRO INC NPV | P | 2013-06-14 | 2017-04-12 |
| TREND MICRO INC NPV | P | 2013-06-17 | 2017-04-12 |
| TREND MICRO INC NPV | P | 2013-06-18 | 2017-04-12 |
| TREND MICRO INC NPV | P | 2013-06-20 | 2017-04-12 |
| TREND MICRO INC NPV | P | 2013-06-21 | 2017-04-12 |
| TREND MICRO INC NPV | P | 2013-06-24 | 2017-04-12 |
| TREND MICRO INC NPV | P | 2013-06-25 | 2017-04-12 |
| TREND MICRO INC NPV | P | 2013-07-02 | 2017-04-12 |
| UNILEVER PLC ORD GBP0 031111 | P | 2013-11-21 | 2017-02-20 |

Form 990PF Part IV - Capital Gains and Losses for Tax on Investment Income - Columns e - h

| (e) Gross sales price | Depreciation allowed (f) (or allowable) | Cost or other basis (g) plus expense of sale | Gain or (loss) (h) (e) plus (f) minus (g) |
|-----------------------|--|---|--|
| 17,343 | | 12,153 | 5,190 |
| 8,672 | | 6,405 | 2,267 |
| 4,336 | | 3,228 | 1,108 |
| 4,336 | | 3,234 | 1,102 |
| 4,336 | | 3,161 | 1,175 |
| 4,336 | | 3,034 | 1,302 |
| 4,336 | | 3,105 | 1,231 |
| 4,336 | | 3,078 | 1,258 |
| 21,679 | | 16,046 | 5,633 |
| 4,382 | | 4,027 | 355 |

Form 990PF Part IV - Capital Gains and Losses for Tax on Investment Income - Columns i - l

| Complete only for assets showing gain in column (h) and owned by the foundation on 12/31/69 | | | (I) Gains (Col (h) gain minus col (k), but not less than -0-) or Losses (from col (h)) |
|---|--------------------------------------|---|--|
| (i) F M V as of 12/31/69 | Adjusted basis (j) as of 12/31/69 | Excess of col (i) (k) over col (j), if any | |
| | | | 5,190 |
| | | | 2,267 |
| | | | 1,108 |
| | | | 1,102 |
| | | | 1,175 |
| | | | 1,302 |
| | | | 1,231 |
| | | | 1,258 |
| | | | 5,633 |
| | | | 355 |

| Form 990PF Part IV - Capital Gains and Losses for Tax on Investment Income - Columns a - d | | | |
|--|---|---|-------------------------------------|
| List and describe the kind(s) of property sold (e g , real estate, (a) 2-story brick warehouse, or common stock, 200 shs MLC Co) | (b) How acquired P—Purchase D—Donation | (c) Date acquired (mo , day, yr) | (d) Date sold (mo , day, yr) |
| UNILEVER PLC ORD GBP0 031111 | P | 2013-11-21 | 2017-02-20 |
| UNILEVER PLC ORD GBP0 031111 | P | 2013-11-21 | 2017-02-20 |
| UNILEVER PLC ORD GBP0 031111 | P | 2013-11-21 | 2017-02-21 |
| UNILEVER PLC ORD GBP0 031111 | P | 2013-11-21 | 2017-02-21 |
| UNILEVER PLC ORD GBP0 031111 | P | 2013-11-21 | 2017-02-21 |
| UNILEVER PLC ORD GBP0 031111 | P | 2013-11-21 | 2017-02-21 |
| UNILEVER PLC ORD GBP0 031111 | P | 2013-11-21 | 2017-04-03 |
| UNILEVER PLC ORD GBP0 031111 | P | 2015-03-03 | 2017-04-03 |
| UNILEVER PLC ORD GBP0 031111 | P | 2015-03-03 | 2017-04-04 |
| UNILEVER PLC ORD GBP0 031111 | P | 2016-11-18 | 2017-04-04 |

Form 990PF Part IV - Capital Gains and Losses for Tax on Investment Income - Columns e - h

| (e) Gross sales price | (f) Depreciation allowed (or allowable) | (g) Cost or other basis plus expense of sale | (h) Gain or (loss) (e) plus (f) minus (g) |
|-----------------------|--|---|--|
| 26,303 | | 24,160 | 2,143 |
| 17,567 | | 16,107 | 1,460 |
| 9,495 | | 8,657 | 838 |
| 4,445 | | 4,027 | 418 |
| 4,419 | | 4,027 | 392 |
| 8,898 | | 8,053 | 845 |
| 28,523 | | 23,355 | 5,168 |
| 30,490 | | 27,889 | 2,601 |
| 13,665 | | 12,595 | 1,070 |
| 4,880 | | 3,877 | 1,003 |

Form 990PF Part IV - Capital Gains and Losses for Tax on Investment Income - Columns i - l

| Complete only for assets showing gain in column (h) and owned by the foundation on 12/31/69 | | | (l) Gains (Col (h) gain minus col (k), but not less than -0-) or Losses (from col (h)) |
|---|--------------------------------------|---|--|
| (i) F M V as of 12/31/69 | (j) Adjusted basis as of 12/31/69 | (k) Excess of col (i) over col (j), if any | |
| | | | 2,143 |
| | | | 1,460 |
| | | | 838 |
| | | | 418 |
| | | | 392 |
| | | | 845 |
| | | | 5,168 |
| | | | 2,601 |
| | | | 1,070 |
| | | | 1,003 |

Form 990PF Part IV - Capital Gains and Losses for Tax on Investment Income - Columns a - d

| List and describe the kind(s) of property sold (e g , real estate, (a) 2-story brick warehouse, or common stock, 200 shs MLC Co) | (b) How acquired P—Purchase D—Donation | (c) Date acquired (mo , day, yr) | (d) Date sold (mo , day, yr) |
|--|---|---|-------------------------------------|
| UNILEVER PLC ORD GBP0 031111 | P | 2016-11-18 | 2017-04-04 |
| WPP PLC ORD GBP0 10 | P | 2013-11-21 | 2017-03-06 |
| WPP PLC ORD GBP0 10 | P | 2013-11-21 | 2017-03-07 |
| WPP PLC ORD GBP0 10 | P | 2013-11-21 | 2017-03-07 |
| WPP PLC ORD GBP0 10 | P | 2013-11-21 | 2017-03-07 |
| YAHOO JAPAN CORP NPV | P | 2016-01-08 | 2017-04-12 |
| Northern Trust-Other Securities | P | 2012-01-01 | 2017-12-31 |

Form 990PF Part IV - Capital Gains and Losses for Tax on Investment Income - Columns e - h

| (e) Gross sales price | (f) Depreciation allowed (or allowable) | (g) Cost or other basis plus expense of sale | (h) Gain or (loss) (e) plus (f) minus (g) |
|-----------------------|--|---|--|
| 9,772 | | 7,754 | 2,018 |
| 35,825 | | 38,015 | -2,190 |
| 8,400 | | 8,945 | -545 |
| 29,832 | | 31,306 | -1,474 |
| 12,785 | | 13,711 | -926 |
| 69,504 | | 59,776 | 9,728 |
| 41,424,225 | | 31,248,975 | 10,175,250 |

Form 990PF Part IV - Capital Gains and Losses for Tax on Investment Income - Columns i - l

| Complete only for assets showing gain in column (h) and owned by the foundation on 12/31/69 | | | (l) Gains (Col (h) gain minus col (k), but not less than -0-) or Losses (from col (h)) |
|---|--------------------------------------|---|--|
| (i) F M V as of 12/31/69 | (j) Adjusted basis as of 12/31/69 | (k) Excess of col (i) over col (j), if any | |
| | | | 2,018 |
| | | | -2,190 |
| | | | -545 |
| | | | -1,474 |
| | | | -926 |
| | | | 9,728 |
| | | | 10,175,250 |

Form 990PF Part VIII Line 1 - List all officers, directors, trustees, foundation managers and their compensation

| (a) Name and address | Title, and average hours per week (b) devoted to position | (c) Compensation (If not paid, enter -0-) | (d) Contributions to employee benefit plans and deferred compensation | Expense account, (e) other allowances |
|---|--|---|---|---------------------------------------|
| NANCY KAMI 1 Montgomery Street 3440 SAN FRANCISCO, CA 94104 | Exec Director 40 00 | 294,000 | 18,000 | 20,764 |
| Douglas E Goldman 1 Montgomery Street 3440 SAN FRANCISCO, CA 94104 | President 1 60 | 0 | | |
| Lisa M Goldman 1 Montgomery Street 3440 SAN FRANCISCO, CA 94104 | Secretary 0 40 | 0 | | |
| Jennifer R Goldman 1 Montgomery Street 3440 SAN FRANCISCO, CA 94104 | Treasurer 0 50 | 0 | | |
| Jason E Goldman 1 Montgomery Street 3440 SAN FRANCISCO, CA 94104 | Board Member 0 50 | 0 | | |
| Matthew W Goldman 1 Montgomery Street 3440 SAN FRANCISCO, CA 94104 | Board Member 0 50 | 0 | | |
| Deborah E Findling 1 Montgomery Street 3440 SAN FRANCISCO, CA 94104 | Key Employee 32 00 | 250,000 | 18,000 | 15,574 |


Form 990PF Part XV Line 1a - List any managers of the foundation who have contributed more than 2% of the total contributions received by the foundation before the close of any tax year (but only if they have contributed more than \$5,000).


| |
|-------------------|
| Douglas E Goldman |
| Lisa M Goldman |

| Form 990PF Part XV Line 3 - Grants and Contributions Paid During the Year or Approved for Future Payment | | | | |
|--|---|--------------------------------|----------------------------------|-----------|
| Recipient | If recipient is an individual, show any relationship to any foundation manager or substantial contributor | Foundation status of recipient | Purpose of grant or contribution | Amount |
| Name and address (home or business) | | | | |
| a <i>Paid during the year</i> | | | | |
| American Friends Israel Museum 545 Fifth Avenue 920 New York, NY 10017 | Unrelated 3rd Party | PC | GENERAL CHARITABLE PURPOSES | 10,000 |
| American Jewish World Service 45 West 36th Street New York, NY 10018 | Unrelated 3rd Party | PC | GENERAL CHARITABLE PURPOSES | 35,000 |
| Asian Art Museum Foundation 200 Larkin Street San Francisco, CA 94102 | Unrelated 3rd Party | PC | GENERAL CHARITABLE PURPOSES | 2,500 |
| Total ▶ 3a | | | | 8,666,150 |


| Form 990PF Part XV Line 3 - Grants and Contributions Paid During the Year or Approved for Future Payment | | | | |
|--|---|--------------------------------|----------------------------------|-----------|
| Recipient | If recipient is an individual, show any relationship to any foundation manager or substantial contributor | Foundation status of recipient | Purpose of grant or contribution | Amount |
| Name and address (home or business) | | | | |
| a <i>Paid during the year</i> | | | | |
| Hillel The Fdn for Jewish Campus Li 2736 Bancroft Way Berkeley, CA 94704 | Unrelated 3rd Party | PC | GENERAL CHARITABLE PURPOSES | 422,000 |
| California Academy of Sciences 55 Concourse Drive Golden Gate Park San Francisco, CA 94118 | Unrelated 3rd Party | PC | GENERAL CHARITABLE PURPOSES | 5,000 |
| Central City Hospitality House 290 Turk Street San Francisco, CA 94102 | Unrelated 3rd Party | PC | GENERAL CHARITABLE PURPOSES | 1,000 |
| Total ▶ 3a | | | | 8,666,150 |


| Form 990PF Part XV Line 3 - Grants and Contributions Paid During the Year or Approved for Future Payment | | | | |
|--|---|--------------------------------|----------------------------------|-----------|
| Recipient | If recipient is an individual, show any relationship to any foundation manager or substantial contributor | Foundation status of recipient | Purpose of grant or contribution | Amount |
| Name and address (home or business) | | | | |
| a <i>Paid during the year</i> | | | | |
| Children's Book Project3433 21st Street San Francisco, CA 94110 | Unrelated 3rd Party | PC | GENERAL CHARITABLE PURPOSES | 1,000 |
| Congregation Emanu-El2 Lake Street San Francisco, CA 94118 | Unrelated 3rd Party | PC | GENERAL CHARITABLE PURPOSES | 37,500 |
| Crohn's Colitis Foundation 733 3rd Avenue Suite 510 New York, NY 10017 | Unrelated 3rd Party | PC | GENERAL CHARITABLE PURPOSES | 55,000 |
| Total ▶ 3a | | | | 8,666,150 |


| Form 990PF Part XV Line 3 - Grants and Contributions Paid During the Year or Approved for Future Payment | | | | |
|--|---|--------------------------------|----------------------------------|-----------|
| Recipient | If recipient is an individual, show any relationship to any foundation manager or substantial contributor | Foundation status of recipient | Purpose of grant or contribution | Amount |
| Name and address (home or business) | | | | |
| a <i>Paid during the year</i> | | | | |
| Delta Gamma Foundation 3250 Riverside Drive Columbus, OH 43221 | Unrelated 3rd Party | PC | GENERAL CHARITABLE PURPOSES | 1,000 |
| Environmental Defense Fund 123 Mission Street 28th floor San Francisco, CA 94105 | Unrelated 3rd Party | PC | GENERAL CHARITABLE PURPOSES | 8,000 |
| Environmental Traveling Companions Fort Mason Center Building C San Francisco, CA 94123 | Unrelated 3rd Party | PC | GENERAL CHARITABLE PURPOSES | 1,000 |
| Total  | | | | 8,666,150 |
| 3a | | | | |

| Form 990PF Part XV Line 3 - Grants and Contributions Paid During the Year or Approved for Future Payment | | | | |
|--|---|--------------------------------|----------------------------------|-----------|
| Recipient | If recipient is an individual, show any relationship to any foundation manager or substantial contributor | Foundation status of recipient | Purpose of grant or contribution | Amount |
| Name and address (home or business) | | | | |
| a <i>Paid during the year</i> | | | | |
| Foundation Center - San Francisco 312 Sutter Street Suite 606 San Francisco, CA 94108 | Unrelated 3rd Party | PC | GENERAL CHARITABLE PURPOSES | 5,000 |
| Friends of River Foundation 1418 20th Street Suite 100 Sacramento, CA 95811 | UNRELATED THIRD PARTY | PC | GENERAL CHARITABLE PURPOSES | 25,000 |
| Friends of the SF Public Library 710 Van Ness Avenue San Francisco, CA 94102 | Unrelated 3rd Party | PC | GENERAL CHARITABLE PURPOSES | 6,000 |
| Total  | | | | 8,666,150 |
| 3a | | | | |


| Form 990PF Part XV Line 3 - Grants and Contributions Paid During the Year or Approved for Future Payment | | | | |
|--|---|--------------------------------|----------------------------------|-----------|
| Recipient | If recipient is an individual, show any relationship to any foundation manager or substantial contributor | Foundation status of recipient | Purpose of grant or contribution | Amount |
| Name and address (home or business) | | | | |
| a Paid during the year | | | | |
| Friends of the Urban Forest 1007 General Kennedy Avenue 1 San Francisco, CA 94129 | Unrelated 3rd Party | PC | GENERAL CHARITABLE PURPOSES | 6,500 |
| Habitat for Humanity San Francisco 78 Ocean Avenue San Francisco, CA 94112 | Unrelated 3rd Party | 501c3 | GENERAL CHARITABLE PURPOSES | 1,000 |
| Hamilton Families1631 Hayes Street San Francisco, CA 94117 | Unrelated 3rd Party | PC | GENERAL CHARITABLE PURPOSES | 50 |
| Total ▶ 3a | | | | 8,666,150 |

| Form 990PF Part XV Line 3 - Grants and Contributions Paid During the Year or Approved for Future Payment | | | | |
|--|---|--------------------------------|---|-----------|
| Recipient | If recipient is an individual, show any relationship to any foundation manager or substantial contributor | Foundation status of recipient | Purpose of grant or contribution | Amount |
| Name and address (home or business) | | | | |
| a <i>Paid during the year</i> | | | | |
| Hamlin School2120 Broadway San Francisco, CA 94115 | Unrelated 3rd Party | PC | GENERAL CHARITABLE PURPOSES | 2,000 |
| Hearing and Speech Center Northern 1234 Dividadero St San Francisco, CA 94115 | Unrelated 3rd Party | PC | GENERAL CHARITABLE PURPOSES | 1,000 |
| Jewish Community Center of SF 3200 California Street San Francisco, CA 94118 | Nonprofit Org | PC | GENERAL CHARITABLE PURPOSES and JCC Maccabi Games | 66,000 |
| Total  | | | | 8,666,150 |
| 3a | | | | |

| Form 990PF Part XV Line 3 - Grants and Contributions Paid During the Year or Approved for Future Payment | | | | |
|--|---|--------------------------------|----------------------------------|-----------|
| Recipient | If recipient is an individual, show any relationship to any foundation manager or substantial contributor | Foundation status of recipient | Purpose of grant or contribution | Amount |
| Name and address (home or business) | | | | |
| a <i>Paid during the year</i> | | | | |
| Jewish Vocational Career Counseling 225 Bush Street Suite 400 San Francisco, CA 94104 | Unrelated 3rd Party | PC | GENERAL CHARITABLE PURPOSES | 1,000 |
| KQED Inc2601 Mariposa Street San Francisco, CA 94110 | Unrelated 3rd Party | PC | GENERAL CHARITABLE PURPOSES | 32,500 |
| La Casa de las Madres 1663 Mission Street 225 San Francisco, CA 94103 | Unrelated 3rd Party | PC | GENERAL CHARITABLE PURPOSES | 1,000 |
| Total  | | | | 8,666,150 |
| 3a | | | | |

| Form 990PF Part XV Line 3 - Grants and Contributions Paid During the Year or Approved for Future Payment | | | | |
|--|---|--------------------------------|----------------------------------|-----------|
| Recipient | If recipient is an individual, show any relationship to any foundation manager or substantial contributor | Foundation status of recipient | Purpose of grant or contribution | Amount |
| Name and address (home or business) | | | | |
| a <i>Paid during the year</i> | | | | |
| Lick-Wilmerding High School 755 Ocean Avenue San Francisco, CA 94112 | Unrelated 3rd Party | PC | GENERAL CHARITABLE PURPOSES | 26,000 |
| Marine Mammal Center 2000 Bunker Road Sausalito, CA 94965 | Unrelated 3rd Party | PC | GENERAL CHARITABLE PURPOSES | 53,000 |
| Mayo Clinic Foundation 200 First Street SW Rochester, MN 55590 | Unrelated 3rd Party | PC | GENERAL CHARITABLE PURPOSES | 1,000 |
| Total  | | | | 8,666,150 |
| 3a | | | | |


| Form 990PF Part XV Line 3 - Grants and Contributions Paid During the Year or Approved for Future Payment | | | | |
|--|---|--------------------------------|----------------------------------|-----------|
| Recipient | If recipient is an individual, show any relationship to any foundation manager or substantial contributor | Foundation status of recipient | Purpose of grant or contribution | Amount |
| Name and address (home or business) | | | | |
| a <i>Paid during the year</i> | | | | |
| Meals on Wheels of San Francisco 1375 Fairfax Avenue San Francisco, CA 94124 | Unrelated 3rd Party | PC | GENERAL CHARITABLE PURPOSES | 2,500 |
| Medical Students For Choice PO Box 40188 Philadelphia, PA 19106 | Unrelated 3rd Party | PC | GENERAL CHARITABLE PURPOSES | 52,500 |
| Menlo School50 Valparaiso Avenue Atherton, CA 94027 | Unrelated 3rd Party | PC | GENERAL CHARITABLE PURPOSES | 2,000 |
| Total ▶ 3a | | | | 8,666,150 |

| Form 990PF Part XV Line 3 - Grants and Contributions Paid During the Year or Approved for Future Payment | | | | |
|--|---|--------------------------------|----------------------------------|-----------|
| Recipient | If recipient is an individual, show any relationship to any foundation manager or substantial contributor | Foundation status of recipient | Purpose of grant or contribution | Amount |
| Name and address (home or business) | | | | |
| a <i>Paid during the year</i> | | | | |
| NARAL Pro-Choice America Foundation 1156 15th Street NW Suite 700 Washington, DC 20005 | Unrelated 3rd Party | PC | GENERAL CHARITABLE PURPOSES | 15,000 |
| Natural Resources Defense Council 40 West 20th Street 11th Fl New York, NY 10011 | Unrelated 3rd Party | PC | GENERAL CHARITABLE PURPOSES | 2,000 |
| Nature Conservancy of California 201 Mission Street 4th Floor San Francisco, CA 94105 | Unrelated 3rd Party | PC | GENERAL CHARITABLE PURPOSES | 1,000 |
| Total  | | | | 8,666,150 |
| 3a | | | | |

| Form 990PF Part XV Line 3 - Grants and Contributions Paid During the Year or Approved for Future Payment | | | | |
|--|---|--------------------------------|----------------------------------|-----------|
| Recipient | If recipient is an individual, show any relationship to any foundation manager or substantial contributor | Foundation status of recipient | Purpose of grant or contribution | Amount |
| Name and address (home or business) | | | | |
| a <i>Paid during the year</i> | | | | |
| New Israel Fund 235 Montgomery Street 920 San Francisco, CA 94104 | Unrelated 3rd Party | PC | GENERAL CHARITABLE PURPOSES | 5,000 |
| Northern California Golf Associatio PO Box 1157 Pebble Beach, CA 93953 | Unrelated 3rd Party | PC | GENERAL CHARITABLE PURPOSES | 130,000 |
| Northern California Grantmakers 160 Spear Street 360 San Francisco, CA 94105 | Unrelated 3rd Party | PC | GENERAL CHARITABLE PURPOSES | 5,000 |
| Total ▶ 3a | | | | 8,666,150 |

| Form 990PF Part XV Line 3 - Grants and Contributions Paid During the Year or Approved for Future Payment | | | | |
|--|---|--------------------------------|----------------------------------|-----------|
| Recipient | If recipient is an individual, show any relationship to any foundation manager or substantial contributor | Foundation status of recipient | Purpose of grant or contribution | Amount |
| Name and address (home or business) | | | | |
| a <i>Paid during the year</i> | | | | |
| Oakland Museum of California Founda 1000 Oak Street Oakland, CA 94607 | Unrelated 3rd Party | PC | GENERAL CHARITABLE PURPOSES | 1,000 |
| Pesticide Action Network American R 49 Powell Street Suite 500 San Francisco, CA 94102 | UNRELATED THIRD PARTY | PC | GENERAL CHARITABLE PURPOSES | 60,000 |
| Planned Parenthood Shasta Diablo 2185 Pacheco St Concord, CA 94520 | Unrelated 3rd Party | PC | GENERAL CHARITABLE PURPOSES | 11,500 |
| Total ▶ 3a | | | | 8,666,150 |

| Form 990PF Part XV Line 3 - Grants and Contributions Paid During the Year or Approved for Future Payment | | | | |
|--|---|--------------------------------|----------------------------------|-----------|
| Recipient | If recipient is an individual, show any relationship to any foundation manager or substantial contributor | Foundation status of recipient | Purpose of grant or contribution | Amount |
| Name and address (home or business) | | | | |
| a <i>Paid during the year</i> | | | | |
| Push-2-Excel Inc 2269 Chestnut Street 473 San Francisco, CA 94123 | Unrelated 3rd Party | PC | GENERAL CHARITABLE PURPOSES | 2,500 |
| Rainforest Action Network 425 Bush Street 300 San Francisco, CA 94108 | Unrelated 3rd Party | PC | GENERAL CHARITABLE PURPOSES | 22,000 |
| Randall Museum Friends 199 Museum Way San Francisco, CA 94114 | Unrelated 3rd Party | PC | GENERAL CHARITABLE PURPOSES | 1,000 |
| Total ▶ 3a | | | | 8,666,150 |

| Form 990PF Part XV Line 3 - Grants and Contributions Paid During the Year or Approved for Future Payment | | | | |
|--|---|--------------------------------|----------------------------------|-----------|
| Recipient | If recipient is an individual, show any relationship to any foundation manager or substantial contributor | Foundation status of recipient | Purpose of grant or contribution | Amount |
| Name and address (home or business) | | | | |
| a <i>Paid during the year</i> | | | | |
| Reading Is Fundamental Inc 1730 Rhode Island Ave NW 11th Fl Washington, DC 20036 | Unrelated 3rd Party | PC | GENERAL CHARITABLE PURPOSES | 2,500 |
| Rebuilding Together SFPier 28 Suite 1 San Francisco, CA 94105 | Unrelated 3rd Party | PC | GENERAL CHARITABLE PURPOSES | 2,000 |
| Religious Action Center 2027 Massachusetts Avenue NW Washington, DC 20036 | Unrelated 3rd Party | PC | GENERAL CHARITABLE PURPOSES | 1,000 |
| Total  | | | | 8,666,150 |
| 3a | | | | |

| Form 990PF Part XV Line 3 - Grants and Contributions Paid During the Year or Approved for Future Payment | | | | |
|--|---|--------------------------------|----------------------------------|-----------|
| Recipient | If recipient is an individual, show any relationship to any foundation manager or substantial contributor | Foundation status of recipient | Purpose of grant or contribution | Amount |
| Name and address (home or business) | | | | |
| a Paid during the year | | | | |
| Ronald McDonald House SF 1640 Scott Street San Francisco, CA 94115 | Unrelated 3rd Party | PC | GENERAL CHARITABLE PURPOSES | 1,000 |
| Saint Anthony Foundation 150 Golden Gate Avenue San Francisco, CA 94102 | Unrelated 3rd Party | PC | GENERAL CHARITABLE PURPOSES | 2,000 |
| San Francisco Ballet455 Franklin Street San Francisco, CA 94102 | Unrelated 3rd Party | PC | GENERAL CHARITABLE PURPOSES | 6,500 |
| Total ▶ 3a | | | | 8,666,150 |

| Form 990PF Part XV Line 3 - Grants and Contributions Paid During the Year or Approved for Future Payment | | | | |
|--|---|--------------------------------|----------------------------------|-----------|
| Recipient | If recipient is an individual, show any relationship to any foundation manager or substantial contributor | Foundation status of recipient | Purpose of grant or contribution | Amount |
| Name and address (home or business) | | | | |
| a <i>Paid during the year</i> | | | | |
| San Francisco Education Fund 2730 Bryant Street 2nd Floor San Francisco, CA 94110 | Unrelated 3rd Party | PC | GENERAL CHARITABLE PURPOSES | 2,000 |
| San Francisco Food Bank 900 Pennsylvania Avenue San Francisco, CA 94107 | Unrelated 3rd Party | PC | GENERAL CHARITABLE PURPOSES | 15,000 |
| San Francisco Jewish Film Festival 145 Ninth Street Suite 200 San Francisco, CA 94103 | Unrelated 3rd Party | PC | GENERAL CHARITABLE PURPOSES | 40,000 |
| Total ▶ 3a | | | | 8,666,150 |

| Form 990PF Part XV Line 3 - Grants and Contributions Paid During the Year or Approved for Future Payment | | | | |
|--|---|--------------------------------|----------------------------------|-----------|
| Recipient | If recipient is an individual, show any relationship to any foundation manager or substantial contributor | Foundation status of recipient | Purpose of grant or contribution | Amount |
| Name and address (home or business) | | | | |
| a <i>Paid during the year</i> | | | | |
| San Francisco Museum of Modern Art 151 Third Street San Francisco, CA 94103 | Unrelated 3rd Party | PC | GENERAL CHARITABLE PURPOSES | 182,500 |
| San Francisco Opera 301 Van Ness Avenue San Francisco, CA 94102 | Unrelated 3rd Party | PC | GENERAL CHARITABLE PURPOSES | 1,000 |
| San Francisco Suicide Prevention PO Box 191350 San Francisco, CA 94119 | Unrelated 3rd Party | PC | GENERAL CHARITABLE PURPOSES | 1,000 |
| Total ▶ 3a | | | | 8,666,150 |

| Form 990PF Part XV Line 3 - Grants and Contributions Paid During the Year or Approved for Future Payment | | | | |
|--|---|--------------------------------|----------------------------------|-----------|
| Recipient | If recipient is an individual, show any relationship to any foundation manager or substantial contributor | Foundation status of recipient | Purpose of grant or contribution | Amount |
| Name and address (home or business) | | | | |
| a <i>Paid during the year</i> | | | | |
| San Francisco Symphony Davies Symphony Hall San Francisco, CA 94102 | Unrelated 3rd Party | PC | GENERAL CHARITABLE PURPOSES | 33,000 |
| San Francisco Zoological Society One Zoo Road San Francisco, CA 94132 | Unrelated 3rd Party | PC | GENERAL CHARITABLE PURPOSES | 1,000 |
| Southern Poverty Law Center 400 Washington Avenue Montgomery, AL 36104 | Unrelated 3rd Party | PC | GENERAL CHARITABLE PURPOSES | 110,000 |
| Total ▶ 3a | | | | 8,666,150 |

| Form 990PF Part XV Line 3 - Grants and Contributions Paid During the Year or Approved for Future Payment | | | | |
|--|---|--------------------------------|----------------------------------|-----------|
| Recipient | If recipient is an individual, show any relationship to any foundation manager or substantial contributor | Foundation status of recipient | Purpose of grant or contribution | Amount |
| Name and address (home or business) | | | | |
| a <i>Paid during the year</i> | | | | |
| Stern Grove Festival Association 832 Folsom Street 1000 San Francisco, CA 94107 | Unrelated 3rd Party | PC | GENERAL CHARITABLE PURPOSES | 295,600 |
| Town School for Boys 2750 Jackson Street San Francisco, CA 94115 | Unrelated 3rd Party | PC | GENERAL CHARITABLE PURPOSES | 4,000 |
| United States Fund for UNICEF 300 Montgomery Street 515 San Francisco, CA 94104 | Unrelated 3rd Party | PC | GENERAL CHARITABLE PURPOSES | 2,000 |
| Total ▶ 3a | | | | 8,666,150 |

| Form 990PF Part XV Line 3 - Grants and Contributions Paid During the Year or Approved for Future Payment | | | | |
|--|---|--------------------------------|--|-----------|
| Recipient | If recipient is an individual, show any relationship to any foundation manager or substantial contributor | Foundation status of recipient | Purpose of grant or contribution | Amount |
| Name and address (home or business) | | | | |
| a <i>Paid during the year</i> | | | | |
| UC Berkeley Foundation1 Alumni House Berkeley, CA 94720 | Unrelated 3rd Party | PC | GENERAL CHARITABLE PURPOSES (various programs) | 629,000 |
| United Way of the Bay Area 550 Kearny Street 1000 San Francisco, CA 94108 | Unrelated 3rd Party | PC | GENERAL CHARITABLE PURPOSES | 10,000 |
| Western States Jewish History Assn 22711 Cass Avenue Los Angeles, CA 91364 | Unrelated 3rd Party | PC | GENERAL CHARITABLE PURPOSES | 1,000 |
| Total ▶ 3a | | | | 8,666,150 |

| Form 990PF Part XV Line 3 - Grants and Contributions Paid During the Year or Approved for Future Payment | | | | |
|--|---|--------------------------------|----------------------------------|-----------|
| Recipient | If recipient is an individual, show any relationship to any foundation manager or substantial contributor | Foundation status of recipient | Purpose of grant or contribution | Amount |
| Name and address (home or business) | | | | |
| a <i>Paid during the year</i> | | | | |
| WildCare76 Albert Park Lane San Rafael, CA 94901 | Unrelated 3rd Party | PC | GENERAL CHARITABLE PURPOSES | 1,000 |
| Yosemite Conservancy 101 Montgomery Street 1700 San Francisco, CA 94104 | Unrelated 3rd Party | PC | GENERAL CHARITABLE PURPOSES | 2,000 |
| Youth Tennis AdvantagePO Box 330458 San Francisco, CA 94133 | Unrelated 3rd Party | PC | GENERAL CHARITABLE PURPOSES | 10,000 |
| Total ▶ 3a | | | | 8,666,150 |

| Form 990PF Part XV Line 3 - Grants and Contributions Paid During the Year or Approved for Future Payment | | | | |
|--|---|--------------------------------|----------------------------------|-----------|
| Recipient | If recipient is an individual, show any relationship to any foundation manager or substantial contributor | Foundation status of recipient | Purpose of grant or contribution | Amount |
| Name and address (home or business) | | | | |
| a <i>Paid during the year</i> | | | | |
| Center For Biological Diversity PO Box 710 Tucson, AZ 85702 | UNRELATED THIRD PARTY | PC | GENERAL CHARITABLE PURPOSES | 50 |
| Feminist Majority Foundation 433 S Beverly Drive Beverly Hills, CA 90212 | UNRELATED THIRD PARTY | PC | GENERAL CHARITABLE PURPOSES | 50,000 |
| Physicians For Reproductive Choice 55 West 39th Street 10th Fl New York, NY 10018 | Unrelated 3rd Party | PC | GENERAL CHARITABLE PURPOSES | 50,000 |
| Total ▶ 3a | | | | 8,666,150 |

| Form 990PF Part XV Line 3 - Grants and Contributions Paid During the Year or Approved for Future Payment | | | | |
|--|---|--------------------------------|----------------------------------|-----------|
| Recipient | If recipient is an individual, show any relationship to any foundation manager or substantial contributor | Foundation status of recipient | Purpose of grant or contribution | Amount |
| Name and address (home or business) | | | | |
| a <i>Paid during the year</i> | | | | |
| Tuolumne River Trust 312 Sutter Street 402 San Francisco, CA 94108 | Unrelated 3rd Party | PC | GENERAL CHARITABLE PURPOSES | 25,000 |
| Girls On the Run of the Bay Area In 3543 18th Street Suite 31 San Francisco, CA 94110 | UNRELATED THIRD PARTY | PC | GENERAL CHARITABLE PURPOSES | 2,500 |
| Jewish Community Federation 121 Steuart Street San Francisco, CA 94105 | Unrelated 3rd Party | PC | GENERAL CHARITABLE PURPOSES | 262,000 |
| Total ▶ 3a | | | | 8,666,150 |

| Form 990PF Part XV Line 3 - Grants and Contributions Paid During the Year or Approved for Future Payment | | | | |
|--|---|--------------------------------|----------------------------------|-----------|
| Recipient | If recipient is an individual, show any relationship to any foundation manager or substantial contributor | Foundation status of recipient | Purpose of grant or contribution | Amount |
| Name and address (home or business) | | | | |
| a <i>Paid during the year</i> | | | | |
| University of Southern California 3551 Trousdale Pkwy Los Angeles, CA 90007 | Unrelated 3rd Party | PC | GENERAL CHARITABLE PURPOSES | 77,000 |
| Contemporary Jewish Museum 736 Mission Street San Francisco, CA 94103 | Unrelated 3rd Party | PC | GENERAL CHARITABLE PURPOSES | 3,500 |
| Social Environmental Entrepreneurs 1 Haywood Street Suite 401 Asheville, NC 28801 | Unrelated 3rd Party | PC | GENERAL CHARITABLE PURPOSES | 20,000 |
| Total ▶ 3a | | | | 8,666,150 |

| Form 990PF Part XV Line 3 - Grants and Contributions Paid During the Year or Approved for Future Payment | | | | |
|--|---|--------------------------------|----------------------------------|-----------|
| Recipient | If recipient is an individual, show any relationship to any foundation manager or substantial contributor | Foundation status of recipient | Purpose of grant or contribution | Amount |
| Name and address (home or business) | | | | |
| a <i>Paid during the year</i> | | | | |
| Teach for America Inc940 Howard Street San Francisco, CA 94103 | Nonprofit Org | PC | GENERAL CHARITABLE PURPOSES | 12,500 |
| Harper for Kids2920 Buchanan Street 9 San Francisco, CA 94123 | Unrelated 3rd Party | PC | GENERAL CHARITABLE PURPOSES | 5,000 |
| Healthy Building Network 1710 Connecticut Ave NW 4th Fl Washington, DC 20009 | Nonprofit Org | PC | GENERAL CHARITABLE PURPOSES | 60,000 |
| Total ▶ 3a | | | | 8,666,150 |

| Form 990PF Part XV Line 3 - Grants and Contributions Paid During the Year or Approved for Future Payment | | | | |
|--|---|--------------------------------|-------------------------------------|-----------|
| Recipient | If recipient is an individual, show any relationship to any foundation manager or substantial contributor | Foundation status of recipient | Purpose of grant or contribution | Amount |
| Name and address (home or business) | | | | |
| a <i>Paid during the year</i> | | | | |
| My New Red Shoes 330 Twin Dolphin Drive 135 Redwood City, CA 94065 | Unrelated 3rd Party | PC | GENERAL CHARITABLE PURPOSES | 5,000 |
| Stanford University 3172 Porter Drive 320 Palo Alto, CA 94304 | Unrelated 3rd Party | PC | GENERAL CHARITABLE PURPOSES | 25,000 |
| Tides Canada Foundation 400-163 West Hastings Street Vancouver, Vancouver V6B 1H5 CA | UNRELATED THIRD PARTY | PC | Markets Initiative, GPLC Initiative | 65,000 |
| Total ► 3a | | | | 8,666,150 |

| Form 990PF Part XV Line 3 - Grants and Contributions Paid During the Year or Approved for Future Payment | | | | |
|--|---|--------------------------------|----------------------------------|-----------|
| Recipient | If recipient is an individual, show any relationship to any foundation manager or substantial contributor | Foundation status of recipient | Purpose of grant or contribution | Amount |
| Name and address (home or business) | | | | |
| a <i>Paid during the year</i> | | | | |
| USC Athletics3501 Watt Way Los Angeles, CA 90089 | Unrelated 3rd Party | PC | GENERAL CHARITABLE PURPOSES | 50,000 |
| Cancer Prevention Institute - Calif 2201 Walnut Ave Suite 300 Fremont, CA 94536 | Unrelated 3rd Party | PC | GENERAL CHARITABLE PURPOSES | 1,000 |
| Clean Water Fund 1010 Vermont Avenue NW 1100 Washington, DC 20005 | Unrelated 3rd Party | PC | GENERAL CHARITABLE PURPOSES | 50,000 |
| Total ▶ 3a | | | | 8,666,150 |

| Form 990PF Part XV Line 3 - Grants and Contributions Paid During the Year or Approved for Future Payment | | | | |
|--|---|--------------------------------|----------------------------------|-----------|
| Recipient | If recipient is an individual, show any relationship to any foundation manager or substantial contributor | Foundation status of recipient | Purpose of grant or contribution | Amount |
| Name and address (home or business) | | | | |
| a <i>Paid during the year</i> | | | | |
| Community Initiatives354 Pine St 700 San Francisco, CA 94104 | Unrelated 3rd Party | PC | GENERAL CHARITABLE PURPOSES | 30,000 |
| Golden Gate National Parks Conserva Building 201 Fort Mason San Francisco, CA 94123 | Unrelated 3rd Party | PC | GENERAL CHARITABLE PURPOSES | 230,000 |
| Upstart Bay Area332 Pine Street San Francisco, CA 94104 | Unrelated 3rd Party | PC | GENERAL CHARITABLE PURPOSES | 25,000 |
| Total ▶ 3a | | | | 8,666,150 |

| Form 990PF Part XV Line 3 - Grants and Contributions Paid During the Year or Approved for Future Payment | | | | |
|--|---|--------------------------------|----------------------------------|-----------|
| Recipient | If recipient is an individual, show any relationship to any foundation manager or substantial contributor | Foundation status of recipient | Purpose of grant or contribution | Amount |
| Name and address (home or business) | | | | |
| a <i>Paid during the year</i> | | | | |
| As You Sow 1611 Telegraph Avenue Suite 1450 Oakland, CA 94612 | UNRELATED THIRD PARTY | PC | GENERAL CHARITABLE PURPOSES | 25,000 |
| Immune Deficiency Foundation 110 West Road Suite 300 Towson, MD 21204 | Unrelated 3rd Party | PC | GENERAL CHARITABLE PURPOSES | 15,000 |
| Media Matters for AmericaPO Box 52155 Washington, DC 20091 | Unrelated 3rd Party | PC | GENERAL CHARITABLE PURPOSES | 75,000 |
| Total ▶ 3a | | | | 8,666,150 |


| Form 990PF Part XV Line 3 - Grants and Contributions Paid During the Year or Approved for Future Payment | | | | |
|--|---|--------------------------------|----------------------------------|-----------|
| Recipient | If recipient is an individual, show any relationship to any foundation manager or substantial contributor | Foundation status of recipient | Purpose of grant or contribution | Amount |
| Name and address (home or business) | | | | |
| a <i>Paid during the year</i> | | | | |
| UCSF Foundation 220 Montgomery St 5th Fl San Francisco, CA 94104 | Unrelated 3rd Party | PC | GENERAL CHARITABLE PURPOSES | 122,500 |
| Women's Community Clinic 1833 Fillmore Street San Francisco, CA 94115 | Nonprofit Org | PC | GENERAL CHARITABLE PURPOSES | 75,000 |
| Environmental Grantmakers Associati 475 Riverside Drive 960 New York, NY 10115 | Unrelated 3rd Party | PC | GENERAL CHARITABLE PURPOSES | 5,000 |
| Total ▶ 3a | | | | 8,666,150 |

| Form 990PF Part XV Line 3 - Grants and Contributions Paid During the Year or Approved for Future Payment | | | | |
|--|---|--------------------------------|----------------------------------|-----------|
| Recipient | If recipient is an individual, show any relationship to any foundation manager or substantial contributor | Foundation status of recipient | Purpose of grant or contribution | Amount |
| Name and address (home or business) | | | | |
| a <i>Paid during the year</i> | | | | |
| San Francisco Parks Alliance 1663 Mission Street 320 San Francisco, CA 94103 | Unrelated 3rd Party | PC | GENERAL CHARITABLE PURPOSES | 13,000 |
| Alzheimer's Disease Related Disorde 2290 N First Street 101 San Jose, CA 95131 | Unrelated 3rd Party | PC | GENERAL CHARITABLE PURPOSES | 50 |
| Americans United for Sep Church Sta 1310 L Street NW Suite 200 Washington, DC 20005 | Unrelated 3rd Party | PC | GENERAL CHARITABLE PURPOSES | 5,000 |
| Total ▶ 3a | | | | 8,666,150 |

| Form 990PF Part XV Line 3 - Grants and Contributions Paid During the Year or Approved for Future Payment | | | | |
|--|---|--------------------------------|----------------------------------|-----------|
| Recipient | If recipient is an individual, show any relationship to any foundation manager or substantial contributor | Foundation status of recipient | Purpose of grant or contribution | Amount |
| Name and address (home or business) | | | | |
| a <i>Paid during the year</i> | | | | |
| California Pacific Medical Center F 2015 Steiner Street San Francisco, CA 94115 | Unrelated 3rd Party | PC | GENERAL CHARITABLE PURPOSES | 15,000 |
| Center for Reproductive Rights 120 Wall Street New York, NY 10005 | Unrelated 3rd Party | PC | GENERAL CHARITABLE PURPOSES | 100,000 |
| Green America 1612 K Street NW Suite 600 Washington, DC 20006 | Unrelated 3rd Party | PC | GENERAL CHARITABLE PURPOSES | 50,000 |
| Total ▶ 3a | | | | 8,666,150 |


| Form 990PF Part XV Line 3 - Grants and Contributions Paid During the Year or Approved for Future Payment | | | | |
|--|---|--------------------------------|----------------------------------|-----------|
| Recipient | If recipient is an individual, show any relationship to any foundation manager or substantial contributor | Foundation status of recipient | Purpose of grant or contribution | Amount |
| Name and address (home or business) | | | | |
| a <i>Paid during the year</i> | | | | |
| Jewish Community Relations Council 121 Steuart Street 301 San Francisco, CA 94105 | Unrelated 3rd Party | PC | GENERAL CHARITABLE PURPOSES | 333,000 |
| Provide IncPO Box 410164 Cambridge, MA 02141 | Unrelated 3rd Party | PC | GENERAL CHARITABLE PURPOSES | 50,000 |
| Rose Fdn for Communities Environmen 1970 Broadway 600 Oakland, CA 94612 | Unrelated 3rd Party | PC | GENERAL CHARITABLE PURPOSES | 50,000 |
| Total ▶ 3a | | | | 8,666,150 |

| Form 990PF Part XV Line 3 - Grants and Contributions Paid During the Year or Approved for Future Payment | | | | |
|--|---|--------------------------------|----------------------------------|-----------|
| Recipient | If recipient is an individual, show any relationship to any foundation manager or substantial contributor | Foundation status of recipient | Purpose of grant or contribution | Amount |
| Name and address (home or business) | | | | |
| a <i>Paid during the year</i> | | | | |
| Siskiyou Land Conservancy PO Box 4209 Arcata, CA 95518 | Unrelated 3rd Party | PC | GENERAL CHARITABLE PURPOSES | 25,000 |
| Transform California 436 14th Street Suite 600 Oakland, CA 94612 | Unrelated 3rd Party | PC | GENERAL CHARITABLE PURPOSES | 65,000 |
| Urban Adamah 1050 Parker Street Berkeley, CA 94710 | Unrelated 3rd Party | PC | GENERAL CHARITABLE PURPOSES | 25,000 |
| Total ▶ 3a | | | | 8,666,150 |


| Form 990PF Part XV Line 3 - Grants and Contributions Paid During the Year or Approved for Future Payment | | | | |
|--|---|--------------------------------|----------------------------------|-----------|
| Recipient | If recipient is an individual, show any relationship to any foundation manager or substantial contributor | Foundation status of recipient | Purpose of grant or contribution | Amount |
| Name and address (home or business) | | | | |
| a <i>Paid during the year</i> | | | | |
| Creative Arts Charter School 1601 Turk Street San Francisco, CA 94115 | Unrelated 3rd Party | PC | GENERAL CHARITABLE PURPOSES | 2,000 |
| Jewish Funders Network 150 W 30th Street 900 New York, NY 10001 | Unrelated 3rd Party | PC | GENERAL CHARITABLE PURPOSES | 2,500 |
| Jewish Partisan Education Fdn Inc 2107 Van Ness Ave 302 San Francisco, CA 94109 | Unrelated 3rd Party | 501c3 | GENERAL CHARITABLE PURPOSES | 10,000 |
| Total  | | | | 8,666,150 |
| 3a | | | | |

| Form 990PF Part XV Line 3 - Grants and Contributions Paid During the Year or Approved for Future Payment | | | | |
|--|---|--------------------------------|----------------------------------|-----------|
| Recipient | If recipient is an individual, show any relationship to any foundation manager or substantial contributor | Foundation status of recipient | Purpose of grant or contribution | Amount |
| Name and address (home or business) | | | | |
| a <i>Paid during the year</i> | | | | |
| American Civil Liberties Union 39 Drumm Street San Francisco, CA 94111 | Unrelated 3rd Party | PC | GENERAL CHARITABLE PURPOSES | 10,000 |
| Corporation of the Fine Arts Museum 50 Hagiwara Tea Garden Drive San Francisco, CA 94118 | Unrelated 3rd Party | PC | GENERAL CHARITABLE PURPOSES | 263,000 |
| Demos A Network For Ideas And Actio 220 Fifth Avenue Floor 2 New York, NY 10001 | Unrelated 3rd Party | PC | GENERAL CHARITABLE PURPOSES | 50,000 |
| Total ▶ 3a | | | | 8,666,150 |

| Form 990PF Part XV Line 3 - Grants and Contributions Paid During the Year or Approved for Future Payment | | | | |
|--|---|--------------------------------|----------------------------------|-----------|
| Recipient | If recipient is an individual, show any relationship to any foundation manager or substantial contributor | Foundation status of recipient | Purpose of grant or contribution | Amount |
| Name and address (home or business) | | | | |
| a <i>Paid during the year</i> | | | | |
| Educational Fund To Stop Gun Violen 805 15th Street NW Suite 502 Washington, DC 20005 | Unrelated 3rd Party | PC | GENERAL CHARITABLE PURPOSES | 60,000 |
| Friends of Del Norte Conservation C PO Box 229 Gasquet, CA 95543 | Unrelated 3rd Party | 501c3 | GENERAL CHARITABLE PURPOSES | 25,000 |
| Kevah2095 Rose Street 202 Berkeley, CA 94709 | Unrelated 3rd Party | PC | GENERAL CHARITABLE PURPOSES | 25,000 |
| Total ▶ 3a | | | | 8,666,150 |

| Form 990PF Part XV Line 3 - Grants and Contributions Paid During the Year or Approved for Future Payment | | | | |
|--|---|--------------------------------|----------------------------------|-----------|
| Recipient | If recipient is an individual, show any relationship to any foundation manager or substantial contributor | Foundation status of recipient | Purpose of grant or contribution | Amount |
| Name and address (home or business) | | | | |
| a <i>Paid during the year</i> | | | | |
| Midwest Access Project 2000 W Armitage Avenue Chicago, IL 60647 | Unrelated 3rd Party | 501c3 | GENERAL CHARITABLE PURPOSES | 25,000 |
| National Abortion Federation 1090 Vermont Ave NW 1000 Washington, DC 20005 | Unrelated 3rd Party | PC | GENERAL CHARITABLE PURPOSES | 90,000 |
| National Network of Abortion Funds PO Box 170280 Boston, MA 02117 | Unrelated 3rd Party | 501c3 | GENERAL CHARITABLE PURPOSES | 15,000 |
| Total  | | | | 8,666,150 |
| 3a | | | | |

| Form 990PF Part XV Line 3 - Grants and Contributions Paid During the Year or Approved for Future Payment | | | | |
|--|---|--------------------------------|----------------------------------|-----------|
| Recipient | If recipient is an individual, show any relationship to any foundation manager or substantial contributor | Foundation status of recipient | Purpose of grant or contribution | Amount |
| Name and address (home or business) | | | | |
| a <i>Paid during the year</i> | | | | |
| San Francisco Film Society 39 Mesa Street Suite 110 San Francisco, CA 94129 | Unrelated 3rd Party | PC | GENERAL CHARITABLE PURPOSES | 10,000 |
| MDP Foundation225 Potrero Avenue San Francisco, CA 94103 | Unrelated 3rd Party | PC | GENERAL CHARITABLE PURPOSES | 5,500 |
| Headlands Center for the Arts 944 Fort Barry Sausalito, CA 94965 | Unrelated 3rd Party | PC | GENERAL CHARITABLE PURPOSES | 2,000 |
| Total ▶ 3a | | | | 8,666,150 |

| Form 990PF Part XV Line 3 - Grants and Contributions Paid During the Year or Approved for Future Payment | | | | |
|--|---|--------------------------------|----------------------------------|-----------|
| Recipient | If recipient is an individual, show any relationship to any foundation manager or substantial contributor | Foundation status of recipient | Purpose of grant or contribution | Amount |
| Name and address (home or business) | | | | |
| a <i>Paid during the year</i> | | | | |
| League of Women Voters Education Fu 582 Market Street 555 San Francisco, CA 94104 | Unrelated 3rd Party | PC | GENERAL CHARITABLE PURPOSES | 1,000 |
| Reboot Inc44 West 28th Street 8th Fl New York, NY 10001 | Unrelated 3rd Party | PC | GENERAL CHARITABLE PURPOSES | 1,500 |
| Challah For Hunger 201 S Camac Street Floor 2 Philadelphia, PA 19107 | Unrelated 3rd Party | PC | GENERAL CHARITABLE PURPOSES | 17,000 |
| Total  | | | | 8,666,150 |
| 3a | | | | |

| Form 990PF Part XV Line 3 - Grants and Contributions Paid During the Year or Approved for Future Payment | | | | |
|--|---|--------------------------------|----------------------------------|-----------|
| Recipient | If recipient is an individual, show any relationship to any foundation manager or substantial contributor | Foundation status of recipient | Purpose of grant or contribution | Amount |
| Name and address (home or business) | | | | |
| a <i>Paid during the year</i> | | | | |
| Commonwealth Club of California 555 Post Street San Francisco, CA 94102 | Unrelated 3rd Party | PC | GENERAL CHARITABLE PURPOSES | 2,000 |
| Foundation of City College of SF PO Box 40488 San Francisco, CA 94140 | Unrelated 3rd Party | 501c3 | GENERAL CHARITABLE PURPOSES | 5,000 |
| Jewish Community High School of the 1835 Ellis Street San Francisco, CA 94115 | Unrelated 3rd Party | PC | GENERAL CHARITABLE PURPOSES | 2,000 |
| Total ▶ 3a | | | | 8,666,150 |

| Form 990PF Part XV Line 3 - Grants and Contributions Paid During the Year or Approved for Future Payment | | | | |
|--|---|--------------------------------|----------------------------------|-----------|
| Recipient | If recipient is an individual, show any relationship to any foundation manager or substantial contributor | Foundation status of recipient | Purpose of grant or contribution | Amount |
| Name and address (home or business) | | | | |
| a <i>Paid during the year</i> | | | | |
| Jewish Learning Works601 14th Avenue San Francisco, CA 94118 | Unrelated 3rd Party | PC | GENERAL CHARITABLE PURPOSES | 2,000 |
| Jimena459 Fulton Street 207 San Francisco, CA 94102 | Unrelated 3rd Party | PC | GENERAL CHARITABLE PURPOSES | 10,000 |
| New Venture Fund 1201 Connecticut Ave NW 300 Washington, DC 20036 | Unrelated 3rd Party | 501c3 | GENERAL CHARITABLE PURPOSES | 50,050 |
| Total ▶ 3a | | | | 8,666,150 |


| Form 990PF Part XV Line 3 - Grants and Contributions Paid During the Year or Approved for Future Payment | | | | |
|--|---|--------------------------------|----------------------------------|-----------|
| Recipient | If recipient is an individual, show any relationship to any foundation manager or substantial contributor | Foundation status of recipient | Purpose of grant or contribution | Amount |
| Name and address (home or business) | | | | |
| a <i>Paid during the year</i> | | | | |
| Partnership for Haas Preeminence 2180 Sand Hill Road Ste 100 Menlo Park, CA 94025 | Unrelated 3rd Party | PC | GENERAL CHARITABLE PURPOSES | 1,000,000 |
| Playworks Education Energized 650 5th Street 311 San Francisco, CA 94107 | Unrelated 3rd Party | PC | GENERAL CHARITABLE PURPOSES | 5,000 |
| The Branson SchoolPO Box 887 Ross, CA 94957 | Unrelated 3rd Party | PC | GENERAL CHARITABLE PURPOSES | 1,750 |
| Total ▶ 3a | | | | 8,666,150 |

| Form 990PF Part XV Line 3 - Grants and Contributions Paid During the Year or Approved for Future Payment | | | | |
|--|---|--------------------------------|----------------------------------|-----------|
| Recipient | If recipient is an individual, show any relationship to any foundation manager or substantial contributor | Foundation status of recipient | Purpose of grant or contribution | Amount |
| Name and address (home or business) | | | | |
| a <i>Paid during the year</i> | | | | |
| Upstream Policy Institute Inc 87 Pleasant Street Rockland, ME 04841 | Unrelated 3rd Party | PC | GENERAL CHARITABLE PURPOSES | 60,000 |
| Western Rivers Conservancy 71 SW Oak Street 100 Portland, OR 97204 | Unrelated 3rd Party | PC | GENERAL CHARITABLE PURPOSES | 50,000 |
| American Friends of Israel Dem Inst 1266 West Paces Ferry Rd 615 Atlanta, GA 30327 | Unrelated 3rd Party | PC | GENERAL CHARITABLE PURPOSES | 50,000 |
| Total ▶ 3a | | | | 8,666,150 |

| Form 990PF Part XV Line 3 - Grants and Contributions Paid During the Year or Approved for Future Payment | | | | |
|--|---|--------------------------------|----------------------------------|-----------|
| Recipient | If recipient is an individual, show any relationship to any foundation manager or substantial contributor | Foundation status of recipient | Purpose of grant or contribution | Amount |
| Name and address (home or business) | | | | |
| a Paid during the year | | | | |
| American National Red Cross 1663 Market Street San Francisco, CA 94103 | Unrelated 3rd Party | PC | GENERAL CHARITABLE PURPOSES | 2,500 |
| MomsRising Education Fund 12011 Bel-Red Road 100 Bellevue, WA 98005 | Unrelated 3rd Party | PC | GENERAL CHARITABLE PURPOSES | 50,000 |
| National Center for Family Philanth 1667 K Street NW 550 Washington, DC 20006 | Unrelated 3rd Party | PC | GENERAL CHARITABLE PURPOSES | 5,000 |
| Total ▶ 3a | | | | 8,666,150 |

| Form 990PF Part XV Line 3 - Grants and Contributions Paid During the Year or Approved for Future Payment | | | | |
|--|---|--------------------------------|----------------------------------|-----------|
| Recipient | If recipient is an individual, show any relationship to any foundation manager or substantial contributor | Foundation status of recipient | Purpose of grant or contribution | Amount |
| Name and address (home or business) | | | | |
| a <i>Paid during the year</i> | | | | |
| NEO Philanthropy 45 W 36th Street 6th Fl New York, NY 10018 | Unrelated 3rd Party | PC | GENERAL CHARITABLE PURPOSES | 4,000 |
| Rainforest Connection 77 Van Ness Ave 101-1717 San Francisco, CA 94102 | Unrelated 3rd Party | PC | GENERAL CHARITABLE PURPOSES | 85,000 |
| SLS Preschool1335 Sutter Street San Francisco, CA 94109 | Unrelated 3rd Party | PC | GENERAL CHARITABLE PURPOSES | 50 |
| Total ▶ 3a | | | | 8,666,150 |

| Form 990PF Part XV Line 3 - Grants and Contributions Paid During the Year or Approved for Future Payment | | | | |
|--|---|--------------------------------|----------------------------------|-----------|
| Recipient | If recipient is an individual, show any relationship to any foundation manager or substantial contributor | Foundation status of recipient | Purpose of grant or contribution | Amount |
| Name and address (home or business) | | | | |
| a <i>Paid during the year</i> | | | | |
| Stanford Univ Bd of TTEE Leland Sta 850 Escondido Road Stanford, CA 94305 | Unrelated 3rd Party | PC | GENERAL CHARITABLE PURPOSES | 1,000 |
| The Story of Stuff Project 1442 A Walnut Street 272 Berkeley, CA 94709 | Unrelated 3rd Party | PC | GENERAL CHARITABLE PURPOSES | 35,000 |
| Urban School of San Francisco 1563 Page St San Francisco, CA 94117 | Unrelated 3rd Party | PC | GENERAL CHARITABLE PURPOSES | 4,000 |
| Total ▶ 3a | | | | 8,666,150 |

| Form 990PF Part XV Line 3 - Grants and Contributions Paid During the Year or Approved for Future Payment | | | | |
|--|---|--------------------------------|----------------------------------|-----------|
| Recipient | If recipient is an individual, show any relationship to any foundation manager or substantial contributor | Foundation status of recipient | Purpose of grant or contribution | Amount |
| Name and address (home or business) | | | | |
| a <i>Paid during the year</i> | | | | |
| Violence Policy Center 1730 Rhode Island Ave NW 1014 Washington, DC 20036 | Unrelated 3rd Party | PC | GENERAL CHARITABLE PURPOSES | 35,000 |
| Chico Feminist Womens Health Center 1469 Humboldt Rd 200 Chico, CA 95928 | Unrelated 3rd Party | PC | GENERAL CHARITABLE PURPOSES | 65,000 |
| Hopewell Fund 1201 Connecticut Ave NW Suite 300 Washington, DC 20036 | UNRELATED THIRD PARTY | PC | GENERAL CHARITABLE PURPOSES | 100,000 |
| Total  | | | | 8,666,150 |
| 3a | | | | |


| Form 990PF Part XV Line 3 - Grants and Contributions Paid During the Year or Approved for Future Payment | | | | |
|--|---|--------------------------------|----------------------------------|-----------|
| Recipient | If recipient is an individual, show any relationship to any foundation manager or substantial contributor | Foundation status of recipient | Purpose of grant or contribution | Amount |
| Name and address (home or business) | | | | |
| a <i>Paid during the year</i> | | | | |
| Jewish Agency For Israel-No Am Coun 633 Third Avenue 21st Floor New York, NY 10017 | UNRELATED THIRD PARTY | PC | GENERAL CHARITABLE PURPOSES | 25,000 |
| Joshua Venture Philanthropies 25 Broadway Suite 1700 New York, NY 10004 | UNRELATED THIRD PARTY | PC | GENERAL CHARITABLE PURPOSES | 25,000 |
| MapLight2223 Shattuck Ave Berkeley, CA 94704 | UNRELATED THIRD PARTY | PC | GENERAL CHARITABLE PURPOSES | 35,000 |
| Total ▶ 3a | | | | 8,666,150 |

| Form 990PF Part XV Line 3 - Grants and Contributions Paid During the Year or Approved for Future Payment | | | | |
|--|---|--------------------------------|----------------------------------|-----------|
| Recipient | If recipient is an individual, show any relationship to any foundation manager or substantial contributor | Foundation status of recipient | Purpose of grant or contribution | Amount |
| Name and address (home or business) | | | | |
| a <i>Paid during the year</i> | | | | |
| NatureBridge28 Geary Street 650 San Francisco, CA 94108 | UNRELATED THIRD PARTY | PC | GENERAL CHARITABLE PURPOSES | 50,000 |
| Save the Bay1330 Broadway Suite 1800 Oakland, CA 94612 | UNRELATED THIRD PARTY | PC | GENERAL CHARITABLE PURPOSES | 1,000 |
| SF Bay Area Little Brothers 909 Hyde Street Suite 628 San Francisco, CA 94109 | UNRELATED THIRD PARTY | PC | GENERAL CHARITABLE PURPOSES | 1,000 |
| Total ▶ 3a | | | | 8,666,150 |

| Form 990PF Part XV Line 3 - Grants and Contributions Paid During the Year or Approved for Future Payment | | | | |
|--|---|--------------------------------|----------------------------------|-----------|
| Recipient | If recipient is an individual, show any relationship to any foundation manager or substantial contributor | Foundation status of recipient | Purpose of grant or contribution | Amount |
| Name and address (home or business) | | | | |
| a <i>Paid during the year</i> | | | | |
| Standearth1 Haight Street San Francisco, CA 94102 | UNRELATED THIRD PARTY | PC | GENERAL CHARITABLE PURPOSES | 40,000 |
| The Campaign To Keep Guns Off Campu PO Box 658 Croton Falls, NY 10519 | UNRELATED THIRD PARTY | PC | GENERAL CHARITABLE PURPOSES | 25,000 |
| United States Holocaust Memorial Co 1880 Century Park East 820 Los Angeles, CA 90067 | UNRELATED THIRD PARTY | PC | GENERAL CHARITABLE PURPOSES | 1,000 |
| Total ▶ 3a | | | | 8,666,150 |

| Form 990PF Part XV Line 3 - Grants and Contributions Paid During the Year or Approved for Future Payment | | | | |
|--|---|--------------------------------|----------------------------------|-----------|
| Recipient | If recipient is an individual, show any relationship to any foundation manager or substantial contributor | Foundation status of recipient | Purpose of grant or contribution | Amount |
| Name and address (home or business) | | | | |
| a <i>Paid during the year</i> | | | | |
| American Friends of Vibe Israel 3 Haarad Street Tel Aviv, Tel Aviv 6971056 IS | Unrelated 3rd Party | PC | GENERAL CHARITABLE PURPOSES | 132,000 |
| American Junior Golf Association 1161 Trowbridge Way Danville, CA 94506 | Unrelated 3rd Party | PC | GENERAL CHARITABLE PURPOSES | 2,500 |
| Assn for the Adv of Sustain in High 2401 Walnut Street Philadelphia, PA 19103 | Unrelated 3rd Party | PC | GENERAL CHARITABLE PURPOSES | 36,000 |
| Total ► 3a | | | | 8,666,150 |

| Form 990PF Part XV Line 3 - Grants and Contributions Paid During the Year or Approved for Future Payment | | | | |
|--|---|--------------------------------|----------------------------------|-----------|
| Recipient | If recipient is an individual, show any relationship to any foundation manager or substantial contributor | Foundation status of recipient | Purpose of grant or contribution | Amount |
| Name and address (home or business) | | | | |
| a <i>Paid during the year</i> | | | | |
| Board of Trustees of the Glide Foun 330 Ellis Street San Francisco, CA 94102 | Unrelated 3rd Party | PC | GENERAL CHARITABLE PURPOSES | 50,000 |
| Center For American Progress 1333 H Street NW Washington, DC 20005 | Unrelated 3rd Party | PC | GENERAL CHARITABLE PURPOSES | 45,000 |
| Center for Disaster Philanthropy 1201 Connecticut Ave Washington, DC 20036 | Unrelated 3rd Party | PC | GENERAL CHARITABLE PURPOSES | 150,000 |
| Total ▶ 3a | | | | 8,666,150 |

| Form 990PF Part XV Line 3 - Grants and Contributions Paid During the Year or Approved for Future Payment | | | | |
|--|---|--------------------------------|----------------------------------|-----------|
| Recipient | If recipient is an individual, show any relationship to any foundation manager or substantial contributor | Foundation status of recipient | Purpose of grant or contribution | Amount |
| Name and address (home or business) | | | | |
| a <i>Paid during the year</i> | | | | |
| Center For Environmental Health 2201 Broadway 302 Oakland, CA 94612 | Unrelated 3rd Party | PC | GENERAL CHARITABLE PURPOSES | 30,000 |
| Charley Hoffman Foundation 7345 S DURANGO DRIVE STE 207 LAS VEGAS, NV 89113 | Unrelated 3rd Party | PC | GENERAL CHARITABLE PURPOSES | 8,800 |
| Chronicle Season of Sharing Fund PO Box 44740 San Francisco, CA 94144 | Unrelated 3rd Party | PC | GENERAL CHARITABLE PURPOSES | 60,000 |
| Total  | | | | 8,666,150 |
| 3a | | | | |

| Form 990PF Part XV Line 3 - Grants and Contributions Paid During the Year or Approved for Future Payment | | | | |
|--|---|--------------------------------|----------------------------------|-----------|
| Recipient | If recipient is an individual, show any relationship to any foundation manager or substantial contributor | Foundation status of recipient | Purpose of grant or contribution | Amount |
| Name and address (home or business) | | | | |
| a <i>Paid during the year</i> | | | | |
| Climate Collaborative3 Linden Road Hartland, VT 05048 | Unrelated 3rd Party | PC | GENERAL CHARITABLE PURPOSES | 25,000 |
| Community Foundation of Sonoma Coun 120 Stony Point Rd 220 Santa Rosa, CA 95401 | Unrelated 3rd Party | PC | GENERAL CHARITABLE PURPOSES | 25,000 |
| Community Foundation of the Napa Va 3299 Claremont Way 2 Napa, CA 94558 | Unrelated 3rd Party | PC | GENERAL CHARITABLE PURPOSES | 25,000 |
| Total ▶ 3a | | | | 8,666,150 |


| Form 990PF Part XV Line 3 - Grants and Contributions Paid During the Year or Approved for Future Payment | | | | |
|--|---|--------------------------------|----------------------------------|-----------|
| Recipient | If recipient is an individual, show any relationship to any foundation manager or substantial contributor | Foundation status of recipient | Purpose of grant or contribution | Amount |
| Name and address (home or business) | | | | |
| a <i>Paid during the year</i> | | | | |
| Community Partners 1000 N Alameda Street Suite 240 Los Angeles, CA 90012 | Unrelated 3rd Party | PC | GENERAL CHARITABLE PURPOSES | 25,000 |
| Democracy Initiative Education Fund 50 F Street Washington, DC 20001 | Unrelated 3rd Party | PC | GENERAL CHARITABLE PURPOSES | 85,000 |
| Discovery Land Company Foundation 301 N Canon Drive Suite 328 Beverly Hills, CA 90210 | Unrelated 3rd Party | PC | GENERAL CHARITABLE PURPOSES | 27,000 |
| Total ▶ 3a | | | | 8,666,150 |

| Form 990PF Part XV Line 3 - Grants and Contributions Paid During the Year or Approved for Future Payment | | | | |
|--|---|--------------------------------|----------------------------------|-----------|
| Recipient | If recipient is an individual, show any relationship to any foundation manager or substantial contributor | Foundation status of recipient | Purpose of grant or contribution | Amount |
| Name and address (home or business) | | | | |
| a <i>Paid during the year</i> | | | | |
| Earthjustice 50 California Street Suite 500 San Francisco, CA 94111 | Unrelated 3rd Party | PC | GENERAL CHARITABLE PURPOSES | 2,000 |
| Edward Charles Foundation 269 S Beverly Dr 338 Beverly Hills, CA 90212 | Unrelated 3rd Party | PC | GENERAL CHARITABLE PURPOSES | 100,000 |
| Enterprise for Youth200 Pine St San Francisco, CA 94104 | Unrelated 3rd Party | PC | GENERAL CHARITABLE PURPOSES | 2,000 |
| Total ▶ 3a | | | | 8,666,150 |


| Form 990PF Part XV Line 3 - Grants and Contributions Paid During the Year or Approved for Future Payment | | | | |
|--|---|--------------------------------|----------------------------------|-----------|
| Recipient | If recipient is an individual, show any relationship to any foundation manager or substantial contributor | Foundation status of recipient | Purpose of grant or contribution | Amount |
| Name and address (home or business) | | | | |
| a <i>Paid during the year</i> | | | | |
| Friends of Laguna Honda 375 Laguna Honda Blvd San Francisco, CA 94116 | Unrelated 3rd Party | PC | GENERAL CHARITABLE PURPOSES | 1,000 |
| Funders for Reproductive Equity Inc 1215 Veirs Mill Road Rockville, MD 20851 | Unrelated 3rd Party | PC | GENERAL CHARITABLE PURPOSES | 2,500 |
| Jane Goodall Inst for Wildlife Rese 1595 Spring Hill Rd Suite 550 Vienna, VA 22182 | Unrelated 3rd Party | PC | GENERAL CHARITABLE PURPOSES | 15,000 |
| Total ▶ 3a | | | | 8,666,150 |


| Form 990PF Part XV Line 3 - Grants and Contributions Paid During the Year or Approved for Future Payment | | | | |
|--|---|--------------------------------|----------------------------------|-----------|
| Recipient | If recipient is an individual, show any relationship to any foundation manager or substantial contributor | Foundation status of recipient | Purpose of grant or contribution | Amount |
| Name and address (home or business) | | | | |
| a <i>Paid during the year</i> | | | | |
| Jewish Community Center of the East 1414 Walnut St Berkeley, CA 94709 | Unrelated 3rd Party | PC | GENERAL CHARITABLE PURPOSES | 30,000 |
| La Piccola Scuola Italiana Di S F 728 20TH ST SAN FRANCISCO, CA 94107 | Unrelated 3rd Party | PC | GENERAL CHARITABLE PURPOSES | 1,000 |
| PEAK Grantmaking 1666 K St NW Ste 440 Washington, DC 20006 | Unrelated 3rd Party | PC | GENERAL CHARITABLE PURPOSES | 3,000 |
| Total ▶ 3a | | | | 8,666,150 |

| Form 990PF Part XV Line 3 - Grants and Contributions Paid During the Year or Approved for Future Payment | | | | |
|--|---|--------------------------------|----------------------------------|-----------|
| Recipient | If recipient is an individual, show any relationship to any foundation manager or substantial contributor | Foundation status of recipient | Purpose of grant or contribution | Amount |
| Name and address (home or business) | | | | |
| a <i>Paid during the year</i> | | | | |
| PICO National Network 171 Santa Rosa Ave Oakland, CA 94610 | Unrelated 3rd Party | PC | GENERAL CHARITABLE PURPOSES | 50,000 |
| Product Stewardship Institute Inc 29 Stanhope St 3 Boston, MA 02116 | Unrelated 3rd Party | PC | GENERAL CHARITABLE PURPOSES | 20,000 |
| Project Drawdown27 Gate 5 Rd Sausalito, CA 94965 | Unrelated 3rd Party | PC | GENERAL CHARITABLE PURPOSES | 5,000 |
| Total ▶ 3a | | | | 8,666,150 |


| Form 990PF Part XV Line 3 - Grants and Contributions Paid During the Year or Approved for Future Payment | | | | |
|--|---|--------------------------------|----------------------------------|-----------|
| Recipient | If recipient is an individual, show any relationship to any foundation manager or substantial contributor | Foundation status of recipient | Purpose of grant or contribution | Amount |
| Name and address (home or business) | | | | |
| a <i>Paid during the year</i> | | | | |
| Prosperity Now1200 G St NW 400 Washington, DC 20005 | Unrelated 3rd Party | PC | GENERAL CHARITABLE PURPOSES | 30,000 |
| SF Planning Urban Research Assoc 654 Mission St San Francisco, CA 94105 | Unrelated 3rd Party | PC | GENERAL CHARITABLE PURPOSES | 2,500 |
| San Francisco General Hospital Fdn 2789 25th St 2028 San Francisco, CA 94110 | Unrelated 3rd Party | PC | GENERAL CHARITABLE PURPOSES | 252,500 |
| Total  | | | | 8,666,150 |
| 3a | | | | |

| Form 990PF Part XV Line 3 - Grants and Contributions Paid During the Year or Approved for Future Payment | | | | |
|--|---|--------------------------------|----------------------------------|-----------|
| Recipient | If recipient is an individual, show any relationship to any foundation manager or substantial contributor | Foundation status of recipient | Purpose of grant or contribution | Amount |
| Name and address (home or business) | | | | |
| a <i>Paid during the year</i> | | | | |
| Social Good Fund12651 San Pablo Ave Richmond, CA 94805 | Unrelated 3rd Party | PC | GENERAL CHARITABLE PURPOSES | 50,000 |
| Tandem Partners In Early Learning 1275 Fairfax Ave 201 San Francisco, CA 94124 | Unrelated 3rd Party | PC | GENERAL CHARITABLE PURPOSES | 25,000 |
| Ten StrandsPO Box 150869 San Rafael, CA 94915 | Unrelated 3rd Party | PC | GENERAL CHARITABLE PURPOSES | 1,000 |
| Total ▶ 3a | | | | 8,666,150 |

| Form 990PF Part XV Line 3 - Grants and Contributions Paid During the Year or Approved for Future Payment | | | | |
|--|---|--------------------------------|----------------------------------|-----------|
| Recipient | If recipient is an individual, show any relationship to any foundation manager or substantial contributor | Foundation status of recipient | Purpose of grant or contribution | Amount |
| Name and address (home or business) | | | | |
| a Paid during the year | | | | |
| The Alliance for Youth Organizing 810 7TH ST NE Washington, DC 20002 | Unrelated 3rd Party | PC | GENERAL CHARITABLE PURPOSES | 50,000 |
| The Exploratorium Pier 15 The Embarcadero San Francisco, CA 94111 | Unrelated 3rd Party | PC | GENERAL CHARITABLE PURPOSES | 100,000 |
| The Glide Foundation434 Ellis St San Francisco, CA 94102 | Unrelated 3rd Party | PC | GENERAL CHARITABLE PURPOSES | 3,500 |
| Total  | | | | 8,666,150 |
| 3a | | | | |

| Form 990PF Part XV Line 3 - Grants and Contributions Paid During the Year or Approved for Future Payment | | | | |
|--|---|--------------------------------|----------------------------------|-----------|
| Recipient | If recipient is an individual, show any relationship to any foundation manager or substantial contributor | Foundation status of recipient | Purpose of grant or contribution | Amount |
| Name and address (home or business) | | | | |
| a <i>Paid during the year</i> | | | | |
| The Hamilton Family Center 1631 Hayes St San Francisco, CA 94117 | Unrelated 3rd Party | PC | GENERAL CHARITABLE PURPOSES | 2,500 |
| The San Francisco Foundation 1 Embarcadero Center San Francisco, CA 94111 | Unrelated 3rd Party | PC | GENERAL CHARITABLE PURPOSES | 60,000 |
| United States Ski Team Foundation 1 Victory Lane Park City, UT 84060 | Unrelated 3rd Party | PC | GENERAL CHARITABLE PURPOSES | 25,000 |
| Total  | | | | 8,666,150 |
| 3a | | | | |

| Form 990PF Part XV Line 3 - Grants and Contributions Paid During the Year or Approved for Future Payment | | | | |
|--|---|--------------------------------|----------------------------------|-----------|
| Recipient | If recipient is an individual, show any relationship to any foundation manager or substantial contributor | Foundation status of recipient | Purpose of grant or contribution | Amount |
| Name and address (home or business) | | | | |
| a Paid during the year | | | | |
| University of California Davis Foun 1 Shields Ave Davis, CA 95616 | Unrelated 3rd Party | PC | GENERAL CHARITABLE PURPOSES | 2,500 |
| Urban Habitat Program2000 Franklin St Oakland, CA 94612 | Unrelated 3rd Party | PC | GENERAL CHARITABLE PURPOSES | 35,000 |
| WGBH Educational Foundation 290 Huntington AVE Boston, MA 02115 | Unrelated 3rd Party | PC | GENERAL CHARITABLE PURPOSES | 50,000 |
| Total ▶ 3a | | | | 8,666,150 |

| Form 990PF Part XV Line 3 - Grants and Contributions Paid During the Year or Approved for Future Payment | | | | |
|--|---|--------------------------------|----------------------------------|-----------|
| Recipient | If recipient is an individual, show any relationship to any foundation manager or substantial contributor | Foundation status of recipient | Purpose of grant or contribution | Amount |
| Name and address (home or business) | | | | |
| a <i>Paid during the year</i> | | | | |
| US Committee Sports for Israel Inc 31 Hopkins Plaza Baltimore, MD 21201 | Unrelated 3rd Party | PC | GENERAL CHARITABLE PURPOSES | 5,750 |
| Total  | | | | 8,666,150 |
| 3a | | | | |

TY 2017 Accounting Fees Schedule**Name:** LISA AND DOUGLAS GOLDMAN FUND**EIN:** 94-3167546**Software ID:** 17005038**Software Version:** 2017v2.2**Accounting Fees Schedule**

| Category | Amount | Net Investment Income | Adjusted Net Income | Disbursements for Charitable Purposes |
|--------------------|---------------|----------------------------------|--------------------------------|--|
| Accounting & Taxes | 18,374 | 0 | 0 | 18,374 |
| Bookkeeping | 61,857 | 46,393 | 0 | 15,464 |

TY 2017 Investments - Other Schedule

Name: LISA AND DOUGLAS GOLDMAN FUND

EIN: 94-3167546

Software ID: 17005038

Software Version: 2017v2.2

Investments Other Schedule 2

| Category/ Item | Listed at Cost or FMV | Book Value | End of Year Fair Market Value |
|---------------------------------------|-----------------------|------------|-------------------------------|
| Capital Guardian Mutual Funds | AT COST | 13,173,470 | 16,173,470 |
| Dodge & Cox Global Stock | AT COST | 20,556,154 | 26,390,180 |
| JP Morgan Digital Growth | AT COST | 1,087,140 | 1,137,183 |
| Koshla Venture Partners | AT COST | 738,266 | 618,282 |
| Legacy Venture V, LLC | AT COST | 1,216,700 | 2,303,532 |
| Money Market/Cash Funds | AT COST | 5,440,427 | 5,440,427 |
| Next Century Growth | AT COST | | |
| NT Cap International | AT COST | 32,598,553 | 43,170,668 |
| Pzena Large Cap | AT COST | | |
| Silver Creek - Hedge Funds | AT COST | 586,745 | 980,661 |
| Other stocks and equities | AT COST | 270,195 | 292 |
| Aurora Harris | AT COST | 1,290,071 | 42,579 |
| Lightspeed Venture Partners | AT COST | 108,546 | 14,752 |
| Aperio | AT COST | 26,764,596 | 33,694,893 |
| Raven Asset Based Opportunity Fund II | AT COST | 2,500,000 | 2,500,000 |
| U.S. Venture Partners | AT COST | 34,247 | 42,151 |
| Wells Fargo Mutual Funds and Equities | AT COST | | |
| Francisco Partners, LP | AT COST | 247,250 | 6,563 |
| H.I.G. Brightpoint Cap | AT COST | 9,503 | 2,384 |
| Borealis | AT COST | | |
| OZ Overseas Fund | AT COST | 7,328,590 | 7,328,590 |
| Stevenson Street | AT COST | 294,028 | 66,604 |
| Vantage Point | AT COST | 812,318 | 257,688 |
| Baird Short Term Bond | AT COST | 44,150,417 | 44,300,799 |
| Wylan Energy Partners Fund II | AT COST | | |
| Jackson Square Partners | AT COST | 16,151,411 | 15,745,244 |
| Northern Trust | AT COST | 26,400,156 | 32,787,314 |
| Pzena Small Cap | AT COST | | |
| Two Sigma | AT COST | 5,783,398 | 5,885,445 |
| NT Equity | AT COST | 14,082,834 | 14,535,920 |

**TY 2017 Land, Etc.
Schedule****Name:** LISA AND DOUGLAS GOLDMAN FUND**EIN:** 94-3167546**Software ID:** 17005038**Software Version:** 2017v2.2

| Category / Item | Cost / Other Basis | Accumulated Depreciation | Book Value | End of Year Fair Market Value |
|-------------------------|--------------------|--------------------------|------------|-------------------------------|
| Machinery and Equipment | 217,776 | 168,104 | 49,672 | 49,672 |

TY 2017 Legal Fees Schedule**Name:** LISA AND DOUGLAS GOLDMAN FUND**EIN:** 94-3167546**Software ID:** 17005038**Software Version:** 2017v2.2

| Category | Amount | Net Investment Income | Adjusted Net Income | Disbursements for Charitable Purposes |
|----------|--------|--------------------------|------------------------|---|
| Legal | 25,873 | 0 | 0 | 25,873 |

TY 2017 Other Assets Schedule**Name:** LISA AND DOUGLAS GOLDMAN FUND**EIN:** 94-3167546**Software ID:** 17005038**Software Version:** 2017v2.2**Other Assets Schedule**

| Description | Beginning of Year - Book Value | End of Year - Book Value | End of Year - Fair Market Value |
|------------------|-----------------------------------|-----------------------------|------------------------------------|
| Security deposit | 16,805 | 16,805 | 16,805 |

TY 2017 Other Decreases Schedule**Name:** LISA AND DOUGLAS GOLDMAN FUND**EIN:** 94-3167546**Software ID:** 17005038**Software Version:** 2017v2.2

| Description | Amount |
|----------------------|-----------|
| GAAP tax differences | 2,058,792 |

TY 2017 Other Expenses Schedule**Name:** LISA AND DOUGLAS GOLDMAN FUND**EIN:** 94-3167546**Software ID:** 17005038**Software Version:** 2017v2.2**Other Expenses Schedule**

| Description | Revenue and Expenses per Books | Net Investment Income | Adjusted Net Income | Disbursements for Charitable Purposes |
|--------------------------------|--------------------------------|-----------------------|---------------------|---------------------------------------|
| Communication | 12,960 | | | 12,960 |
| Computer/Equipment/Maintenance | 33,400 | | | 33,400 |
| Education Expense | 10,446 | | | 10,446 |
| INSURANCE | 79,097 | | | 79,097 |
| INVESTMENT FEES | 1,539,695 | 1,539,695 | | |
| Supplies and Other | 7,327 | | | 7,327 |

TY 2017 Other Income Schedule**Name:** LISA AND DOUGLAS GOLDMAN FUND**EIN:** 94-3167546**Software ID:** 17005038**Software Version:** 2017v2.2**Other Income Schedule**

| Description | Revenue And Expenses Per Books | Net Investment Income | Adjusted Net Income |
|-------------------------|-----------------------------------|--------------------------|---------------------|
| Other investment income | 78,407 | 78,407 | |
| Refunds | 2,018 | | |

Note: To capture the full content of this document, please select landscape mode (11" x 8.5") when printing.

**TY 2017 Other
Notes/Loans Receivable
Long Schedule**

Name: LISA AND DOUGLAS GOLDMAN FUND

EIN: 94-3167546

Software ID: 17005038

Software Version: 2017v2.2

| Borrower's Name | Relationship to Insider | Original Amount of Loan | Balance Due | Date of Note | Maturity Date | Repayment Terms | Interest Rate | Security Provided by Borrower | Purpose of Loan | Description of Lender Consideration | Consideration FMV |
|------------------------------|-------------------------|-------------------------|-------------|--------------|---------------|------------------------|---------------|-------------------------------|-------------------------|-------------------------------------|-------------------|
| Partnership-Haas Preeminence | Unrelated Third Pary | 7,000,000 | 7,000,000 | 2017-05 | 2018-12 | Principal due Dec 2018 | 650 00 % | Construction | Haas School of Business | Construction in Progress | |

TY 2017 Other Professional Fees Schedule**Name:** LISA AND DOUGLAS GOLDMAN FUND**EIN:** 94-3167546**Software ID:** 17005038**Software Version:** 2017v2.2

| Category | Amount | Net Investment Income | Adjusted Net Income | Disbursements for Charitable Purposes |
|------------------|--------|--------------------------|------------------------|---|
| Outside Services | 53,012 | 0 | 0 | 53,012 |

TY 2017 Taxes Schedule**Name:** LISA AND DOUGLAS GOLDMAN FUND**EIN:** 94-3167546**Software ID:** 17005038**Software Version:** 2017v2.2

| Category | Amount | Net Investment Income | Adjusted Net Income | Disbursements for Charitable Purposes |
|---|---------------|----------------------------------|--------------------------------|--|
| Aurora K-1 Foreign Taxes Paid | 16 | 16 | | |
| Northern 1099 Foreign Taxes Paid-DodgeC | 4,615 | 4,615 | | |
| Northern 1099 Foreign Taxes Paid-DodgeC | 4,620 | 4,620 | | |
| Northern 1099 Foreign Taxes Paid-DodgeC | 4,639 | 4,639 | | |
| Northern 1099 Foreign Taxes Paid-DodgeC | 54,610 | 54,610 | | |
| Northern 1099 Foreign Taxes Paid-Variou | 79,953 | 79,953 | | |
| Northern 1099 Foreign Taxes Paid-WellsF | 17,429 | 17,429 | | |
| Nothern 1099 Foreign Taxes Paid-Abbott | 8,645 | 8,645 | | |
| TAXES | 344,662 | | | |

| | | | | | |
|--|--|--|--|--|------------------|
| efile GRAPHIC print - DO NOT PROCESS | | As Filed Data - | | DLN: 93491316019568 | |
| Schedule B (Form 990, 990-EZ, or 990-PF) Department of the Treasury Internal Revenue Service | | Schedule of Contributors ▶ Attach to Form 990, 990-EZ, or 990-PF ▶ Information about Schedule B (Form 990, 990-EZ, or 990-PF) and its instructions is at www.irs.gov/form990 | | | OMB No 1545-0047 |
| | | | | | 2017 |
| Name of the organization LISA AND DOUGLAS GOLDMAN FUND | | | | Employer identification number 94-3167546 | |

Organization type (check one)

| | |
|--------------------|---|
| Filers of: | Section: |
| Form 990 or 990-EZ | <input type="checkbox"/> 501(c)() (enter number) organization |
| | <input type="checkbox"/> 4947(a)(1) nonexempt charitable trust not treated as a private foundation |
| | <input type="checkbox"/> 527 political organization |
| Form 990-PF | <input checked="" type="checkbox"/> 501(c)(3) exempt private foundation |
| | <input type="checkbox"/> 4947(a)(1) nonexempt charitable trust treated as a private foundation |
| | <input type="checkbox"/> 501(c)(3) taxable private foundation |

Check if your organization is covered by the **General Rule** or a **Special Rule**.
Note. Only a section 501(c)(7), (8), or (10) organization can check boxes for both the General Rule and a Special Rule. See instructions.

General Rule

- ☒ For an organization filing Form 990, 990-EZ, or 990-PF that received, during the year, contributions totaling \$5,000 or more (in money or other property) from any one contributor. Complete Parts I and II. See instructions for determining a contributor's total contributions.

Special Rules

- ☐ For an organization described in section 501(c)(3) filing Form 990 or 990-EZ that met the 33¹/₃% support test of the regulations under sections 509(a)(1) and 170(b)(1)(A)(vi), that checked Schedule A (Form 990 or 990-EZ), Part II, line 13, 16a, or 16b, and that received from any one contributor, during the year, total contributions of the greater of (1) \$5,000 or (2) 2% of the amount on (i) Form 990, Part VIII, line 1h, or (ii) Form 990-EZ, line 1. Complete Parts I and II.
- ☐ For an organization described in section 501(c)(7), (8), or (10) filing Form 990 or 990-EZ that received from any one contributor, during the year, total contributions of more than \$1,000 *exclusively* for religious, charitable, scientific, literary, or educational purposes, or for the prevention of cruelty to children or animals. Complete Parts I, II, and III.
- ☐ For an organization described in section 501(c)(7), (8), or (10) filing Form 990 or 990-EZ that received from any one contributor, during the year, contributions *exclusively* for religious, charitable, etc., purposes, but no such contributions totaled more than \$1,000. If this box is checked, enter here the total contributions that were received during the year for an *exclusively* religious, charitable, etc., purpose. Don't complete any of the parts unless the **General Rule** applies to this organization because it received *nonexclusively* religious, charitable, etc., contributions totaling \$5,000 or more during the year. . . . ▶ \$ _____

Caution. An organization that isn't covered by the General Rule and/or the Special Rules doesn't file Schedule B (Form 990, 990-EZ, or 990-PF), but it **must** answer "No" on Part IV, line 2, of its Form 990, or check the box on line H of its Form 990-EZ or on its Form 990PF, Part I, line 2, to certify that it doesn't meet the filing requirements of Schedule B (Form 990, 990-EZ, or 990-PF).

| | |
|--|---|
| Name of organization LISA AND DOUGLAS GOLDMAN FUND | Employer identification number 94-3167546 |
|--|---|

| Part I Contributors (See instructions) Use duplicate copies of Part I if additional space is needed | | | |
|---|--|----------------------------|--|
| (a) No. | (b) Name, address, and ZIP + 4 | (c) Total contributions | (d) Type of contribution |
| 1 | Estate of Marianne Goldman 1 Montgomery Street San Francisco, CA 94104 | \$ 43,500 | Person <input checked="" type="checkbox"/> Payroll <input type="checkbox"/> Noncash <input type="checkbox"/> (Complete Part II for noncash contributions) |
| - | | \$ | Person <input type="checkbox"/> Payroll <input type="checkbox"/> Noncash <input type="checkbox"/> (Complete Part II for noncash contributions) |
| - | | \$ | Person <input type="checkbox"/> Payroll <input type="checkbox"/> Noncash <input type="checkbox"/> (Complete Part II for noncash contributions) |
| - | | \$ | Person <input type="checkbox"/> Payroll <input type="checkbox"/> Noncash <input type="checkbox"/> (Complete Part II for noncash contributions) |
| - | | \$ | Person <input type="checkbox"/> Payroll <input type="checkbox"/> Noncash <input type="checkbox"/> (Complete Part II for noncash contributions) |
| - | | \$ | Person <input type="checkbox"/> Payroll <input type="checkbox"/> Noncash <input type="checkbox"/> (Complete Part II for noncash contributions) |
| - | | \$ | Person <input type="checkbox"/> Payroll <input type="checkbox"/> Noncash <input type="checkbox"/> (Complete Part II for noncash contributions) |
| - | | \$ | Person <input type="checkbox"/> Payroll <input type="checkbox"/> Noncash <input type="checkbox"/> (Complete Part II for noncash contributions) |

| | |
|--|---|
| Name of organization LISA AND DOUGLAS GOLDMAN FUND | Employer identification number 94-3167546 |
|--|---|

| | |
|----------------|--|
| Part II | Noncash Property (See instructions) Use duplicate copies of Part II if additional space is needed |
|----------------|--|

| (a) No. from Part I | (b) Description of noncash property given | (c) FMV (or estimate) (See instructions) | (d) Date received |
|------------------------|--|--|----------------------|
| | | \$ | |
| | | | |
| | | | |
| (a) No. from Part I | (b) Description of noncash property given | (c) FMV (or estimate) (See instructions) | (d) Date received |
| | | \$ | |
| | | | |
| | | | |
| (a) No. from Part I | (b) Description of noncash property given | (c) FMV (or estimate) (See instructions) | (d) Date received |
| | | \$ | |
| | | | |
| | | | |
| (a) No. from Part I | (b) Description of noncash property given | (c) FMV (or estimate) (See instructions) | (d) Date received |
| | | \$ | |
| | | | |
| | | | |
| (a) No. from Part I | (b) Description of noncash property given | (c) FMV (or estimate) (See instructions) | (d) Date received |
| | | \$ | |
| | | | |
| | | | |
| (a) No. from Part I | (b) Description of noncash property given | (c) FMV (or estimate) (See instructions) | (d) Date received |
| | | \$ | |
| | | | |
| | | | |
| (a) No. from Part I | (b) Description of noncash property given | (c) FMV (or estimate) (See instructions) | (d) Date received |
| | | \$ | |
| | | | |
| | | | |

94-3167546

Use duplicate copies of Part III if additional space is needed

Schedule B (Form 990, 990-EZ, or 990-PF) (2017)