

Part II Balance Sheets		Attached schedules and amounts in the description column should be for end-of-year amounts only (See instructions)			
		Beginning of year (a) Book Value	End of year (b) Book Value (c) Fair Market Value		
Assets	1	Cash—non-interest-bearing	106,974	216,326	216,326
	2	Savings and temporary cash investments	186,626	212,037	212,037
	3	Accounts receivable ▶ _____ Less allowance for doubtful accounts ▶ _____		0	0
	4	Pledges receivable ▶ _____ Less allowance for doubtful accounts ▶ _____			
	5	Grants receivable			
	6	Receivables due from officers, directors, trustees, and other disqualified persons (attach schedule) (see instructions)			
	7	Other notes and loans receivable (attach schedule) ▶ _____ Less allowance for doubtful accounts ▶ _____ 0			
	8	Inventories for sale or use			
	9	Prepaid expenses and deferred charges			
	10a	Investments—U S and state government obligations (attach schedule)			
	b	Investments—corporate stock (attach schedule)	3,783,977	3,568,581	4,331,374
	c	Investments—corporate bonds (attach schedule)	1,938,279	2,010,123	1,949,825
	11	Investments—land, buildings, and equipment basis ▶ _____ Less accumulated depreciation (attach schedule) ▶ _____			
	12	Investments—mortgage loans			
	13	Investments—other (attach schedule)	1,123,415	1,489,688	1,506,055
	14	Land, buildings, and equipment basis ▶ _____ Less accumulated depreciation (attach schedule) ▶ _____			
15	Other assets (describe ▶ _____)	12	13	166,442	
16	Total assets (to be completed by all filers—see the instructions Also, see page 1, item I)	7,139,283	7,496,768	8,382,059	
Liabilities	17	Accounts payable and accrued expenses			
	18	Grants payable			
	19	Deferred revenue			
	20	Loans from officers, directors, trustees, and other disqualified persons			
	21	Mortgages and other notes payable (attach schedule)			
	22	Other liabilities (describe ▶ _____)			
	23	Total liabilities (add lines 17 through 22)		0	
Net Assets or Fund Balances	Foundations that follow SFAS 117, check here ▶ <input type="checkbox"/> and complete lines 24 through 26 and lines 30 and 31.				
	24	Unrestricted			
	25	Temporarily restricted			
	26	Permanently restricted			
	Foundations that do not follow SFAS 117, check here ▶ <input checked="" type="checkbox"/> and complete lines 27 through 31.				
	27	Capital stock, trust principal, or current funds	7,139,283	7,496,768	
	28	Paid-in or capital surplus, or land, bldg , and equipment fund			
29	Retained earnings, accumulated income, endowment, or other funds				
30	Total net assets or fund balances (see instructions)	7,139,283	7,496,768		
31	Total liabilities and net assets/fund balances (see instructions) .	7,139,283	7,496,768		

Part III Analysis of Changes in Net Assets or Fund Balances

1	Total net assets or fund balances at beginning of year—Part II, column (a), line 30 (must agree with end-of-year figure reported on prior year's return)	1	7,139,283
2	Enter amount from Part I, line 27a	2	358,630
3	Other increases not included in line 2 (itemize) ▶ _____	3	0
4	Add lines 1, 2, and 3	4	7,497,913
5	Decreases not included in line 2 (itemize) ▶ _____	5	1,145
6	Total net assets or fund balances at end of year (line 4 minus line 5)—Part II, column (b), line 30 .	6	7,496,768

Part IV Capital Gains and Losses for Tax on Investment Income

(a) List and describe the kind(s) of property sold (e g , real estate, 2-story brick warehouse, or common stock, 200 shs MLC Co)	(b) How acquired P—Purchase D—Donation	(c) Date acquired (mo , day, yr)	(d) Date sold (mo , day, yr)
1a See Additional Data Table			
b			
c			
d			
e			

(e) Gross sales price	(f) Depreciation allowed (or allowable)	(g) Cost or other basis plus expense of sale	(h) Gain or (loss) (e) plus (f) minus (g)
a See Additional Data Table			
b			
c			
d			
e			

Complete only for assets showing gain in column (h) and owned by the foundation on 12/31/69			(l) Gains (Col (h) gain minus col (k), but not less than -0-) or Losses (from col (h))
(i) F M V as of 12/31/69	(j) Adjusted basis as of 12/31/69	(k) Excess of col (i) over col (j), if any	
a See Additional Data Table			
b			
c			
d			
e			

2 Capital gain net income or (net capital loss) { If gain, also enter in Part I, line 7 If (loss), enter -0- in Part I, line 7 }	2	549,436
3 Net short-term capital gain or (loss) as defined in sections 1222(5) and (6) If gain, also enter in Part I, line 8, column (c) (see instructions) If (loss), enter -0- in Part I, line 8 { }	3	

Part V Qualification Under Section 4940(e) for Reduced Tax on Net Investment Income

(For optional use by domestic private foundations subject to the section 4940(a) tax on net investment income)

If section 4940(d)(2) applies, leave this part blank

Was the foundation liable for the section 4942 tax on the distributable amount of any year in the base period? ☐ Yes ☒ No

If "Yes," the foundation does not qualify under section 4940(e) Do not complete this part

1 Enter the appropriate amount in each column for each year, see instructions before making any entries

(a) Base period years Calendar year (or tax year beginning in)	(b) Adjusted qualifying distributions	(c) Net value of noncharitable-use assets	(d) Distribution ratio (col (b) divided by col (c))
2016	393,418	7,750,573	0 05076
2015	382,498	8,249,974	0 046364
2014	377,556	8,765,763	0 043072
2013	485,099	8,320,052	0 058305
2012	391,349	8,210,222	0 047666

2 Total of line 1, column (d) { }	2	0 246167
3 Average distribution ratio for the 5-year base period—divide the total on line 2 by 5, or by the number of years the foundation has been in existence if less than 5 years { }	3	0 049233
4 Enter the net value of noncharitable-use assets for 2017 from Part X, line 5 { }	4	8,034,727
5 Multiply line 4 by line 3 { }	5	395,574
6 Enter 1% of net investment income (1% of Part I, line 27b) { }	6	7,483
7 Add lines 5 and 6 { }	7	403,057
8 Enter qualifying distributions from Part XII, line 4 { }	8	396,143

If line 8 is equal to or greater than line 7, check the box in Part VI, line 1b, and complete that part using a 1% tax rate See the Part VI instructions

Part VI Excise Tax Based on Investment Income (Section 4940(a), 4940(b), 4940(e), or 4948—see instructions)

1a	Exempt operating foundations described in section 4940(d)(2), check here <input type="checkbox"/> and enter "N/A" on line 1 Date of ruling or determination letter _____ (attach copy of letter if necessary—see instructions)		
b	Domestic foundations that meet the section 4940(e) requirements in Part V, check here <input type="checkbox"/> and enter 1% of Part I, line 27b	1	14,966
c	All other domestic foundations enter 2% of line 27b. Exempt foreign organizations enter 4% of Part I, line 12, col (b)		
2	Tax under section 511 (domestic section 4947(a)(1) trusts and taxable foundations only. Others enter -0-)	2	0
3	Add lines 1 and 2.	3	14,966
4	Subtitle A (income) tax (domestic section 4947(a)(1) trusts and taxable foundations only. Others enter -0-)	4	0
5	Tax based on investment income. Subtract line 4 from line 3. If zero or less, enter -0-	5	14,966
6	Credits/Payments		
a	2017 estimated tax payments and 2016 overpayment credited to 2017	6a	1,700
b	Exempt foreign organizations—tax withheld at source	6b	
c	Tax paid with application for extension of time to file (Form 8868)	6c	
d	Backup withholding erroneously withheld	6d	
7	Total credits and payments. Add lines 6a through 6d.	7	22,400
8	Enter any penalty for underpayment of estimated tax. Check here <input type="checkbox"/> if Form 2220 is attached	8	0
9	Tax due. If the total of lines 5 and 8 is more than line 7, enter amount owed	9	
10	Overpayment. If line 7 is more than the total of lines 5 and 8, enter the amount overpaid	10	7,434
11	Enter the amount of line 10 to be Credited to 2018 estimated tax <input type="checkbox"/> 7,434 Refunded <input type="checkbox"/>	11	0

Part VII-A Statements Regarding Activities

	Yes	No
1a During the tax year, did the foundation attempt to influence any national, state, or local legislation or did it participate or intervene in any political campaign?	1a	No
b Did it spend more than \$100 during the year (either directly or indirectly) for political purposes (see Instructions for definition)? <i>If the answer is "Yes" to 1a or 1b, attach a detailed description of the activities and copies of any materials published or distributed by the foundation in connection with the activities</i>	1b	No
c Did the foundation file Form 1120-POL for this year?	1c	No
d Enter the amount (if any) of tax on political expenditures (section 4955) imposed during the year (1) On the foundation <input type="checkbox"/> \$ _____ (2) On foundation managers <input type="checkbox"/> \$ _____		
e Enter the reimbursement (if any) paid by the foundation during the year for political expenditure tax imposed on foundation managers <input type="checkbox"/> \$ _____		
2 Has the foundation engaged in any activities that have not previously been reported to the IRS? <i>If "Yes," attach a detailed description of the activities</i>	2	No
3 Has the foundation made any changes, not previously reported to the IRS, in its governing instrument, articles of incorporation, or bylaws, or other similar instruments? <i>If "Yes," attach a conformed copy of the changes</i>	3	No
4a Did the foundation have unrelated business gross income of \$1,000 or more during the year?	4a	No
b If "Yes," has it filed a tax return on Form 990-T for this year?	4b	
5 Was there a liquidation, termination, dissolution, or substantial contraction during the year? <i>If "Yes," attach the statement required by General Instruction T</i>	5	No
6 Are the requirements of section 508(e) (relating to sections 4941 through 4945) satisfied either • By language in the governing instrument, or • By state legislation that effectively amends the governing instrument so that no mandatory directions that conflict with the state law remain in the governing instrument?	6	Yes
7 Did the foundation have at least \$5,000 in assets at any time during the year? <i>If "Yes," complete Part II, col (c), and Part XV</i>	7	Yes
8a Enter the states to which the foundation reports or with which it is registered (see instructions) <input type="checkbox"/> TX _____		
b If the answer is "Yes" to line 7, has the foundation furnished a copy of Form 990-PF to the Attorney General (or designate) of each state as required by General Instruction G? <i>If "No," attach explanation</i> .	8b	Yes
9 Is the foundation claiming status as a private operating foundation within the meaning of section 4942(j)(3) or 4942(j)(5) for calendar year 2017 or the taxable year beginning in 2017 (see instructions for Part XIV)? <i>If "Yes," complete Part XIV</i>	9	No
10 Did any persons become substantial contributors during the tax year? <i>If "Yes," attach a schedule listing their names and addresses</i>	10	No

Part VII-A Statements Regarding Activities (continued)

11	At any time during the year, did the foundation, directly or indirectly, own a controlled entity within the meaning of section 512(b)(13)? If "Yes," attach schedule (see instructions).	11		No
12	Did the foundation make a distribution to a donor advised fund over which the foundation or a disqualified person had advisory privileges? If "Yes," attach statement (see instructions)	12		No
13	Did the foundation comply with the public inspection requirements for its annual returns and exemption application? Website address ▶	13	Yes	
14	The books are in care of ▶ JPMORGAN CHASE BANK NA Telephone no ▶ (800) 496-2583			

Located at ▶ 10 S DEARBORN IL 1-0111 CHICAGO IL ZIP+4 ▶ 60603


15	Section 4947(a)(1) nonexempt charitable trusts filing Form 990-PF in lieu of Form 1041 —Check here ▶ <input type="checkbox"/> and enter the amount of tax-exempt interest received or accrued during the year ▶ 15			
16	At any time during calendar year 2017, did the foundation have an interest in or a signature or other authority over a bank, securities, or other financial account in a foreign country? See instructions for exceptions and filing requirements for FinCEN Form 114, Report of Foreign Bank and Financial Accounts (FBAR). If "Yes," enter the name of the foreign country ▶	16	Yes	No

Part VII-B Statements Regarding Activities for Which Form 4720 May Be Required

File Form 4720 if any item is checked in the "Yes" column, unless an exception applies.

1a	During the year did the foundation (either directly or indirectly)		Yes	No
	(1) Engage in the sale or exchange, or leasing of property with a disqualified person? <input type="checkbox"/> Yes <input checked="" type="checkbox"/> No			
	(2) Borrow money from, lend money to, or otherwise extend credit to (or accept it from) a disqualified person? <input type="checkbox"/> Yes <input checked="" type="checkbox"/> No			
	(3) Furnish goods, services, or facilities to (or accept them from) a disqualified person? <input type="checkbox"/> Yes <input checked="" type="checkbox"/> No			
	(4) Pay compensation to, or pay or reimburse the expenses of, a disqualified person? <input checked="" type="checkbox"/> Yes <input type="checkbox"/> No			
	(5) Transfer any income or assets to a disqualified person (or make any of either available for the benefit or use of a disqualified person)? <input type="checkbox"/> Yes <input checked="" type="checkbox"/> No			
	(6) Agree to pay money or property to a government official? (Exception. Check "No" if the foundation agreed to make a grant to or to employ the official for a period after termination of government service, if terminating within 90 days). <input type="checkbox"/> Yes <input checked="" type="checkbox"/> No			
b	If any answer is "Yes" to 1a(1)–(6), did any of the acts fail to qualify under the exceptions described in Regulations section 53.4941(d)-3 or in a current notice regarding disaster assistance (see instructions)? <input type="checkbox"/> Organizations relying on a current notice regarding disaster assistance check here. ▶ <input type="checkbox"/>	1b		No
c	Did the foundation engage in a prior year in any of the acts described in 1a, other than excepted acts, that were not corrected before the first day of the tax year beginning in 2017? <input type="checkbox"/>	1c		No
2	Taxes on failure to distribute income (section 4942) (does not apply for years the foundation was a private operating foundation defined in section 4942(j)(3) or 4942(j)(5))			
a	At the end of tax year 2017, did the foundation have any undistributed income (lines 6d and 6e, Part XIII) for tax year(s) beginning before 2017? <input type="checkbox"/> Yes <input checked="" type="checkbox"/> No If "Yes," list the years ▶ 20____, 20____, 20____, 20____			
b	Are there any years listed in 2a for which the foundation is not applying the provisions of section 4942(a)(2) (relating to incorrect valuation of assets) to the year's undistributed income? (If applying section 4942(a)(2) to all years listed, answer "No" and attach statement—see instructions). <input type="checkbox"/>	2b		No
c	If the provisions of section 4942(a)(2) are being applied to any of the years listed in 2a, list the years here ▶ 20____, 20____, 20____, 20____			
3a	Did the foundation hold more than a 2% direct or indirect interest in any business enterprise at any time during the year? <input type="checkbox"/> Yes <input checked="" type="checkbox"/> No			
b	If "Yes," did it have excess business holdings in 2017 as a result of (1) any purchase by the foundation or disqualified persons after May 26, 1969, (2) the lapse of the 5-year period (or longer period approved by the Commissioner under section 4943(c)(7)) to dispose of holdings acquired by gift or bequest, or (3) the lapse of the 10-, 15-, or 20-year first phase holding period? (Use Schedule C, Form 4720, to determine if the foundation had excess business holdings in 2017). <input type="checkbox"/>	3b		
4a	Did the foundation invest during the year any amount in a manner that would jeopardize its charitable purposes?	4a		No
b	Did the foundation make any investment in a prior year (but after December 31, 1969) that could jeopardize its charitable purpose that had not been removed from jeopardy before the first day of the tax year beginning in 2017?	4b		No

Part VII-B **Statements Regarding Activities for Which Form 4720 May Be Required** (Continued)

5a	During the year did the foundation pay or incur any amount to			
	(1) Carry on propaganda, or otherwise attempt to influence legislation (section 4945(e))?	<input type="checkbox"/> Yes <input checked="" type="checkbox"/> No		
	(2) Influence the outcome of any specific public election (see section 4955), or to carry on, directly or indirectly, any voter registration drive?	<input type="checkbox"/> Yes <input checked="" type="checkbox"/> No		
	(3) Provide a grant to an individual for travel, study, or other similar purposes?	<input type="checkbox"/> Yes <input checked="" type="checkbox"/> No		
	(4) Provide a grant to an organization other than a charitable, etc., organization described in section 4945(d)(4)(A)? (see instructions).	<input type="checkbox"/> Yes <input checked="" type="checkbox"/> No		
	(5) Provide for any purpose other than religious, charitable, scientific, literary, or educational purposes, or for the prevention of cruelty to children or animals?	<input type="checkbox"/> Yes <input checked="" type="checkbox"/> No		
b	If any answer is "Yes" to 5a(1)–(5), did any of the transactions fail to qualify under the exceptions described in Regulations section 53.4945 or in a current notice regarding disaster assistance (see instructions)?	5b		
	Organizations relying on a current notice regarding disaster assistance check here. 	<input type="checkbox"/>		
c	If the answer is "Yes" to question 5a(4), does the foundation claim exemption from the tax because it maintained expenditure responsibility for the grant?	<input type="checkbox"/> Yes <input type="checkbox"/> No		
	<i>If "Yes," attach the statement required by Regulations section 53.4945–5(d)</i>			
6a	Did the foundation, during the year, receive any funds, directly or indirectly, to pay premiums on a personal benefit contract?	<input type="checkbox"/> Yes <input checked="" type="checkbox"/> No		
b	Did the foundation, during the year, pay premiums, directly or indirectly, on a personal benefit contract?	6b	No	
	<i>If "Yes" to 6b, file Form 8870</i>			
7a	At any time during the tax year, was the foundation a party to a prohibited tax shelter transaction?	<input type="checkbox"/> Yes <input checked="" type="checkbox"/> No		
b	If yes, did the foundation receive any proceeds or have any net income attributable to the transaction?	7b		

Part VIII Information About Officers, Directors, Trustees, Foundation Managers, Highly Paid Employees, and Contractors**1 List all officers, directors, trustees, foundation managers and their compensation (see instructions).**

(a) Name and address	Title, and average hours per week (b) devoted to position	(c) Compensation (If not paid, enter -0-)	(d) Contributions to employee benefit plans and deferred compensation	Expense account, (e) other allowances
JPMORGAN CHASE BANK NA 10 S DEARBORN IL1-0111 CHICAGO, IL 606032300	TRUSTEE 2	64,371		

2 Compensation of five highest-paid employees (other than those included on line 1—see instructions). If none, enter "NONE."

(a) Name and address of each employee paid more than \$50,000	Title, and average hours per week (b) devoted to position	(c) Compensation	(d) Contributions to employee benefit plans and deferred compensation	Expense account, (e) other allowances
NONE				

Total number of other employees paid over \$50,000. **0**

3 Five highest-paid independent contractors for professional services (see instructions). If none, enter "NONE".

(a) Name and address of each person paid more than \$50,000	(b) Type of service	(c) Compensation
NONE		

Total number of others receiving over \$50,000 for professional services. **0**

Part IX-A Summary of Direct Charitable Activities

List the foundation's four largest direct charitable activities during the tax year. Include relevant statistical information such as the number of organizations and other beneficiaries served, conferences convened, research papers produced, etc.

	Expenses
1	
2	
3	
4	

Part IX-B Summary of Program-Related Investments (see instructions)

Describe the two largest program-related investments made by the foundation during the tax year on lines 1 and 2	Amount
1	
2	
All other program-related investments. See instructions.	
3	

Total. Add lines 1 through 3. **0**

Part X Minimum Investment Return (All domestic foundations must complete this part. Foreign foundations, see instructions.)

1	Fair market value of assets not used (or held for use) directly in carrying out charitable, etc., purposes		
a	Average monthly fair market value of securities.	1a	7,629,962
b	Average of monthly cash balances.	1b	370,656
c	Fair market value of all other assets (see instructions).	1c	156,465
d	Total (add lines 1a, b, and c).	1d	8,157,083
e	Reduction claimed for blockage or other factors reported on lines 1a and 1c (attach detailed explanation).	1e	0
2	Acquisition indebtedness applicable to line 1 assets.	2	0
3	Subtract line 2 from line 1d.	3	8,157,083
4	Cash deemed held for charitable activities. Enter 1 1/2% of line 3 (for greater amount, see instructions).	4	122,356
5	Net value of noncharitable-use assets. Subtract line 4 from line 3. Enter here and on Part V, line 4.	5	8,034,727
6	Minimum investment return. Enter 5% of line 5.	6	401,736

Part XI Distributable Amount (see instructions) (Section 4942(j)(3) and (j)(5) private operating foundations and certain foreign organizations check here ☐ and do not complete this part.)

1	Minimum investment return from Part X, line 6.	1	401,736
2a	Tax on investment income for 2017 from Part VI, line 5.	2a	14,966
b	Income tax for 2017 (This does not include the tax from Part VI).	2b	
c	Add lines 2a and 2b.	2c	14,966
3	Distributable amount before adjustments. Subtract line 2c from line 1.	3	386,770
4	Recoveries of amounts treated as qualifying distributions.	4	0
5	Add lines 3 and 4.	5	386,770
6	Deduction from distributable amount (see instructions).	6	0
7	Distributable amount as adjusted. Subtract line 6 from line 5. Enter here and on Part XIII, line 1.	7	386,770

Part XII Qualifying Distributions (see instructions)

1	Amounts paid (including administrative expenses) to accomplish charitable, etc., purposes		
a	Expenses, contributions, gifts, etc.—total from Part I, column (d), line 26.	1a	396,143
b	Program-related investments—total from Part IX-B.	1b	0
2	Amounts paid to acquire assets used (or held for use) directly in carrying out charitable, etc., purposes.	2	0
3	Amounts set aside for specific charitable projects that satisfy the		
a	Suitability test (prior IRS approval required).	3a	0
b	Cash distribution test (attach the required schedule).	3b	0
4	Qualifying distributions. Add lines 1a through 3b. Enter here and on Part V, line 8, and Part XIII, line 4.	4	396,143
5	Foundations that qualify under section 4940(e) for the reduced rate of tax on net investment income. Enter 1% of Part I, line 27b (see instructions).	5	0
6	Adjusted qualifying distributions. Subtract line 5 from line 4.	6	396,143

Note: The amount on line 6 will be used in Part V, column (b), in subsequent years when calculating whether the foundation qualifies for the section 4940(e) reduction of tax in those years.

Part XIII Undistributed Income (see instructions)

	(a) Corpus	(b) Years prior to 2016	(c) 2016	(d) 2017
1 Distributable amount for 2017 from Part XI, line 7				386,770
2 Undistributed income, if any, as of the end of 2017				
a Enter amount for 2016 only.			358,997	
b Total for prior years 20____, 20____, 20____		0		
3 Excess distributions carryover, if any, to 2017				
a From 2012.	0			
b From 2013.	0			
c From 2014.	0			
d From 2015.	0			
e From 2016.	0			
f Total of lines 3a through e.	0			
4 Qualifying distributions for 2017 from Part XII, line 4 ▶ \$ 396,143				
a Applied to 2016, but not more than line 2a			358,997	
b Applied to undistributed income of prior years (Election required—see instructions).		0		
c Treated as distributions out of corpus (Election required—see instructions).	0			
d Applied to 2017 distributable amount.				37,146
e Remaining amount distributed out of corpus	0			
5 Excess distributions carryover applied to 2017 (If an amount appears in column (d), the same amount must be shown in column (a))	0			0
6 Enter the net total of each column as indicated below:				
a Corpus Add lines 3f, 4c, and 4e Subtract line 5	0			
b Prior years' undistributed income Subtract line 4b from line 2b		0		
c Enter the amount of prior years' undistributed income for which a notice of deficiency has been issued, or on which the section 4942(a) tax has been previously assessed.		0		
d Subtract line 6c from line 6b Taxable amount—see instructions		0		
e Undistributed income for 2016 Subtract line 4a from line 2a Taxable amount—see instructions			0	
f Undistributed income for 2017 Subtract lines 4d and 5 from line 1 This amount must be distributed in 2018				349,624
7 Amounts treated as distributions out of corpus to satisfy requirements imposed by section 170(b)(1)(F) or 4942(g)(3) (Election may be required - see instructions).	0			
8 Excess distributions carryover from 2012 not applied on line 5 or line 7 (see instructions).	0			
9 Excess distributions carryover to 2018. Subtract lines 7 and 8 from line 6a	0			
10 Analysis of line 9				
a Excess from 2013.	0			
b Excess from 2014.	0			
c Excess from 2015.	0			
d Excess from 2016.	0			
e Excess from 2017.	0			

Part XIV Private Operating Foundations (see instructions and Part VII-A, question 9)

1a If the foundation has received a ruling or determination letter that it is a private operating foundation, and the ruling is effective for 2017, enter the date of the ruling. ▶

b Check box to indicate whether the organization is a private operating foundation described in section ☐ 4942(j)(3) or ☐ 4942(j)(5)

2a Enter the lesser of the adjusted net income from Part I or the minimum investment return from Part X for each year listed

	Tax year	Prior 3 years			(e) Total
	(a) 2017	(b) 2016	(c) 2015	(d) 2014	
b 85% of line 2a					
c Qualifying distributions from Part XII, line 4 for each year listed					
d Amounts included in line 2c not used directly for active conduct of exempt activities					
e Qualifying distributions made directly for active conduct of exempt activities. Subtract line 2d from line 2c					
3 Complete 3a, b, or c for the alternative test relied upon					
a "Assets" alternative test—enter					
(1) Value of all assets					
(2) Value of assets qualifying under section 4942(j)(3)(B)(i)					
b "Endowment" alternative test— enter 2/3 of minimum investment return shown in Part X, line 6 for each year listed.					
c "Support" alternative test—enter					
(1) Total support other than gross investment income (interest, dividends, rents, payments on securities loans (section 512(a)(5)), or royalties)					
(2) Support from general public and 5 or more exempt organizations as provided in section 4942(j)(3)(B)(iii).					
(3) Largest amount of support from an exempt organization					
(4) Gross investment income					

Part XV Supplementary Information (Complete this part only if the organization had \$5,000 or more in assets at any time during the year—see instructions.)

1 Information Regarding Foundation Managers:

a List any managers of the foundation who have contributed more than 2% of the total contributions received by the foundation before the close of any tax year (but only if they have contributed more than \$5,000) (See section 507(d)(2))

b List any managers of the foundation who own 10% or more of the stock of a corporation (or an equally large portion of the ownership of a partnership or other entity) of which the foundation has a 10% or greater interest

2 Information Regarding Contribution, Grant, Gift, Loan, Scholarship, etc., Programs:

Check here ☐ if the foundation only makes contributions to preselected charitable organizations and does not accept unsolicited requests for funds. If the foundation makes gifts, grants, etc. (see instructions) to individuals or organizations under other conditions, complete items 2a, b, c, and d

a The name, address, and telephone number or e-mail address of the person to whom applications should be addressed

Kravik Susan
SEE WEBSITE
SEE WEBSITE, TX 75201
(999) 999-9999
susan.kravik@jpmorgan.com

b The form in which applications should be submitted and information and materials they should include

LETTER OF APPLICATION PREFERRED STATING APPLICATION OF FUNDS

c Any submission deadlines

NONE

d Any restrictions or limitations on awards, such as by geographical areas, charitable fields, kinds of institutions, or other factors

LIMITED TO EDUCATIONAL, MEDICAL AND CULTURAL

Part XV **Supplementary Information** (continued)**3 Grants and Contributions Paid During the Year or Approved for Future Payment**

Recipient	If recipient is an individual, show any relationship to any foundation manager or substantial contributor	Foundation status of recipient	Purpose of grant or contribution	Amount
Name and address (home or business)				
a <i>Paid during the year</i> See Additional Data Table				
Total			3a	370,395
b <i>Approved for future payment</i>				
Total			3b	

Enter gross amounts unless otherwise indicated

Part XVI-B Relationship of Activities to the Accomplishment of Exempt Purposes

Form **990-PF** (2017)

Part XVII Information Regarding Transfers To and Transactions and Relationships With Noncharitable Exempt Organizations

1 Did the organization directly or indirectly engage in any of the following with any other organization described in section 501(c) of the Code (other than section 501(c)(3) organizations) or in section 527, relating to political organizations?		Yes	No
a Transfers from the reporting foundation to a noncharitable exempt organization of			
(1) Cash.	1a(1)		No
(2) Other assets.	1a(2)		No
b Other transactions			
(1) Sales of assets to a noncharitable exempt organization.	1b(1)		No
(2) Purchases of assets from a noncharitable exempt organization.	1b(2)		No
(3) Rental of facilities, equipment, or other assets.	1b(3)		No
(4) Reimbursement arrangements.	1b(4)		No
(5) Loans or loan guarantees.	1b(5)		No
(6) Performance of services or membership or fundraising solicitations.	1b(6)		No
c Sharing of facilities, equipment, mailing lists, other assets, or paid employees.	1c		No
d If the answer to any of the above is "Yes," complete the following schedule. Column (b) should always show the fair market value of the goods, other assets, or services given by the reporting foundation. If the foundation received less than fair market value in any transaction or sharing arrangement, show in column (d) the value of the goods, other assets, or services received.			

(a) Line No	(b) Amount involved	(c) Name of noncharitable exempt organization	(d) Description of transfers, transactions, and sharing arrangements

2a Is the foundation directly or indirectly affiliated with, or related to, one or more tax-exempt organizations described in section 501(c) of the Code (other than section 501(c)(3)) or in section 527? ☐ Yes ☒ No

b If "Yes," complete the following schedule

(a) Name of organization	(b) Type of organization	(c) Description of relationship

Sign Here	Under penalties of perjury, I declare that I have examined this return, including accompanying schedules and statements, and to the best of my knowledge and belief, it is true, correct, and complete. Declaration of preparer (other than taxpayer) is based on all information of which preparer has any knowledge.		
	***** Signature of officer or trustee	2018-10-12 Date	***** Title

May the IRS discuss this return with the preparer shown below
 (see instr.)? ☒ Yes ☐ No

Paid Preparer Use Only	Print/Type preparer's name	Preparer's Signature	Date	Check if self-employed <input type="checkbox"/>	PTIN
	KELLY NEUGEBAUER		2018-10-12		P01285591
	Firm's name ▶ DELOITTE TAX LLP				Firm's EIN ▶ 86-1065772
	Firm's address ▶ 127 PUBLIC SQUARE CLEVELAND, OH 44114				Phone no. (312) 486-9652

Form 990PF Part IV - Capital Gains and Losses for Tax on Investment Income - Columns a - d

List and describe the kind(s) of property sold (e g , real estate, (a) 2-story brick warehouse, or common stock, 200 shs MLC Co)	(b) How acquired P—Purchase D—Donation	(c) Date acquired (mo , day, yr)	(d) Date sold (mo , day, yr)
698 ISHARES TR RUSSELL 2000 INDEX FD		2015-12-15	2017-01-09
310 75 BEAR STEARNS COMMERCIAL MORTGAGE SECURIT SER 2007-PW17 CL A4 5		2016-02-12	2017-01-13
1986 73 CALIFORNIA REPUBLIC AUTO RECEI 2015-2 CL A3 1 310% 08/15/2019		2015-11-17	2017-01-17
2260 92 CARMAX AUTO OWNER TRUST 2013-3 CL A4 1 490% 01/15/2019		2015-10-26	2017-01-17
558 7 FHLMC GOLD M30313 4% 06/01/19		2014-02-05	2017-01-17
177 01 FHLMC GOLD D97989 5 5% 03/01/23		2013-12-05	2017-01-17
434 79 FHLMC GOLD G12277 6% 08/01/21		2013-06-24	2017-01-17
489 21 FHLMC GOLD G12255 5 5% 07/01/21		2012-04-30	2017-01-17
512 6 FHLMC GOLD G13102 4 5% 08/01/22		2013-02-08	2017-01-17
335 43 FHLMC GOLD G13888 5% 06/01/25		2013-12-13	2017-01-17

Form 990PF Part IV - Capital Gains and Losses for Tax on Investment Income - Columns e - h

(e) Gross sales price	(f) Depreciation allowed (or allowable)	(g) Cost or other basis plus expense of sale	(h) Gain or (loss) (e) plus (f) minus (g)
94,078		78,562	15,516
311		324	-13
1,987		1,976	11
2,261		2,273	-12
559		575	-16
177		193	-16
435		473	-38
489		533	-44
513		545	-32
335		357	-22

Form 990PF Part IV - Capital Gains and Losses for Tax on Investment Income - Columns i - l

Complete only for assets showing gain in column (h) and owned by the foundation on 12/31/69			(I) Gains (Col (h) gain minus col (k), but not less than -0-) or Losses (from col (h))
(i) F M V as of 12/31/69	(j) Adjusted basis as of 12/31/69	(k) Excess of col (i) over col (j), if any	
			15,516
			-13
			11
			-12
			-16
			-16
			-38
			-44
			-32
			-22

Form 990PF Part IV - Capital Gains and Losses for Tax on Investment Income - Columns a - d			
List and describe the kind(s) of property sold (e g , real estate, (a) 2-story brick warehouse, or common stock, 200 shs MLC Co)	(b) How acquired P—Purchase D—Donation	(c) Date acquired (mo , day, yr)	(d) Date sold (mo , day, yr)
215 43 FREDDIE MAC		2009-10-19	2017-01-17
240 26 FHLMC GOLD G18222 5 5% 12/01/22		2014-04-17	2017-01-17
306 69 FHLMC GOLD J02968 6% 07/01/21		2014-03-18	2017-01-17
213 12 FHLMC GOLD J07188 4 5% 03/01/23		2014-05-07	2017-01-17
208 78 FHLMC GOLD J10018 4 5% 01/01/21		2012-03-01	2017-01-17
429 77 FHLMC GOLD E01655 5 5% 06/01/19		2011-02-22	2017-01-17
340 03 FHLMC GOLD C90238 6% 11/01/18		2010-05-03	2017-01-17
466 08 FHLMC GOLD G11880 5% 12/01/20		2013-05-28	2017-01-17
461 6 FREDDIE MAC		2010-01-13	2017-01-17
58 8 FREDDIE MAC		2009-10-16	2017-01-17

Form 990PF Part IV - Capital Gains and Losses for Tax on Investment Income - Columns e - h

(e) Gross sales price	Depreciation allowed (f) (or allowable)	Cost or other basis (g) plus expense of sale	Gain or (loss) (h) (e) plus (f) minus (g)
215		230	-15
240		261	-21
307		337	-30
213		228	-15
209		223	-14
430		464	-34
340		368	-28
466		498	-32
462		498	-36
59		66	-7

Form 990PF Part IV - Capital Gains and Losses for Tax on Investment Income - Columns i - l

Complete only for assets showing gain in column (h) and owned by the foundation on 12/31/69			(I) Gains (Col (h) gain minus col (k), but not less than -0-) or Losses (from col (h))
(i) F M V as of 12/31/69	Adjusted basis (j) as of 12/31/69	Excess of col (i) (k) over col (j), if any	
			-15
			-21
			-30
			-15
			-14
			-34
			-28
			-32
			-36
			-7

Form 990PF Part IV - Capital Gains and Losses for Tax on Investment Income - Columns a - d			
List and describe the kind(s) of property sold (e g , real estate, (a) 2-story brick warehouse, or common stock, 200 shs MLC Co)	(b) How acquired P—Purchase D—Donation	(c) Date acquired (mo , day, yr)	(d) Date sold (mo , day, yr)
102 3 FREDDIE MAC			2017-01-17
209 84 FREDDIE MAC			2017-01-17
526 24 FHLMC 4395 CL PA 2 500% 04/15/2037 DTD 10/01/2014		2016-03-10	2017-01-17
205 99 FEDERAL HOME LN MTG CORP MULTICLASS			2017-01-17
167 4 GNMA 700789 6% 10/15/23		2012-08-22	2017-01-17
2117 08 HYUNDAI AUTO RECEIVABLES TRUST 2013-B CL A4 1 010% 02/15/2019		2015-12-28	2017-01-17
3041 7 SANTANDER DRIVE AUTO RECEIVABL 2014-4 CL B 1 820% 05/15/2019		2015-10-20	2017-01-17
1977 28 CAPITAL AUTO RECEIVABLES ASSET 2014-2 CL A3 1 260% 05/21/2018		2016-02-09	2017-01-20
574 11 GNMA 2005-71 CL ZG 5 500% 09/20/2035 DTD 09/01/2005		2015-06-02	2017-01-20
1107 11 VOLKSWAGEN AUTO LOAN 2014-1 CL A3 10/22/2018 DTD 04/30/2014		2015-11-23	2017-01-20

Form 990PF Part IV - Capital Gains and Losses for Tax on Investment Income - Columns e - h

(e) Gross sales price	(f) Depreciation allowed (or allowable)	(g) Cost or other basis plus expense of sale	(h) Gain or (loss) (e) plus (f) minus (g)
102		115	-13
210		235	-25
526		525	1
206		220	-14
167		185	-18
2,117		2,113	4
3,042		3,052	-10
1,977		1,977	
574		634	-60
1,107		1,101	6

Form 990PF Part IV - Capital Gains and Losses for Tax on Investment Income - Columns i - l

Complete only for assets showing gain in column (h) and owned by the foundation on 12/31/69			(I) Gains (Col (h) gain minus col (k), but not less than -0-) or Losses (from col (h))
(i) F M V as of 12/31/69	(j) Adjusted basis as of 12/31/69	(k) Excess of col (i) over col (j), if any	
			-13
			-25
			1
			-14
			-18
			4
			-10
			-60
			6

Form 990PF Part IV - Capital Gains and Losses for Tax on Investment Income - Columns a - d			
List and describe the kind(s) of property sold (e.g., real estate, (a) 2-story brick warehouse, or common stock, 200 shs MLC Co.)	(b) How acquired P—Purchase D—Donation	(c) Date acquired (mo., day, yr.)	(d) Date sold (mo., day, yr.)
1216 13 FNMA 2011-74 CL PA 2 500% 08/25/2041 DTD 07/01/2011		2015-04-17	2017-01-25
205 51 FANNIE MAE		2009-10-30	2017-01-25
413 46 FEDERAL NATL MTG ASSN GTD REMIC PASS		2010-03-03	2017-01-25
1549 73 FANNIE MAE SER 2003-97 CL CA 5% OCT 25 2018		2015-09-01	2017-01-25
1462 78 FNMA 2005-64 CL PL 5 500% 07/25/2035 DTD 06/30/2005		2016-10-14	2017-01-25
937 83 FNMA 2010-66 CL QA 4 500% 08/25/2039 DTD 05/01/2010		2016-02-02	2017-01-25
1636 18 FNMA 2010-89 CL LD 1 750% 08/25/2020 DTD 07/01/2010		2016-06-22	2017-01-25
42 89 FNMA 725160 6 5% 04/01/18		2012-05-15	2017-01-25
176 46 FANNIE MAE		2009-10-26	2017-01-25
310 08 FNMA 785246 4 5% 06/01/19		2011-08-12	2017-01-25

Form 990PF Part IV - Capital Gains and Losses for Tax on Investment Income - Columns e - h

(e) Gross sales price	(f) Depreciation allowed (or allowable)	(g) Cost or other basis plus expense of sale	(h) Gain or (loss) (e) plus (f) minus (g)
1,216		1,207	9
206		223	-17
413		435	-22
1,550		1,612	-62
1,463		1,628	-165
938		975	-37
1,636		1,642	-6
43		46	-3
176		188	-12
310		332	-22

Form 990PF Part IV - Capital Gains and Losses for Tax on Investment Income - Columns i - l

Complete only for assets showing gain in column (h) and owned by the foundation on 12/31/69			(l) Gains (Col. (h) gain minus col. (k), but not less than -0-) or Losses (from col. (h))
(i) FMV as of 12/31/69	(j) Adjusted basis as of 12/31/69	(k) Excess of col. (i) over col. (j), if any	
			9
			-17
			-22
			-62
			-165
			-37
			-6
			-3
			-12
			-22

Form 990PF Part IV - Capital Gains and Losses for Tax on Investment Income - Columns a - d

List and describe the kind(s) of property sold (e g , real estate, (a) 2-story brick warehouse, or common stock, 200 shs MLC Co)	(b) How acquired P—Purchase D—Donation	(c) Date acquired (mo , day, yr)	(d) Date sold (mo , day, yr)
380 11 FNMA 852534 5% 01/01/21		2014-11-04	2017-01-25
316 74 BEAR STEARNS COMMERCIAL MORTGAGE SECURIT SER 2007-PW17 CL A4 5		2016-02-12	2017-02-13
1758 99 CALIFORNIA REPUBLIC AUTO RECEI 2015-2 CL A3 1 310% 08/15/2019		2015-11-17	2017-02-15
2216 42 CARMAX AUTO OWNER TRUST 2013-3 CL A4 1 490% 01/15/2019		2015-10-26	2017-02-15
363 14 FHLMC GOLD M30313 4% 06/01/19		2014-02-05	2017-02-15
177 81 FHLMC GOLD D97989 5 5% 03/01/23		2013-12-05	2017-02-15
376 67 FHLMC GOLD G12277 6% 08/01/21		2013-06-24	2017-02-15
231 87 FHLMC GOLD G12255 5 5% 07/01/21		2012-04-30	2017-02-15
599 23 FHLMC GOLD G13102 4 5% 08/01/22		2013-02-08	2017-02-15
271 87 FHLMC GOLD G13888 5% 06/01/25		2013-12-13	2017-02-15

Form 990PF Part IV - Capital Gains and Losses for Tax on Investment Income - Columns e - h

(e) Gross sales price	(f) Depreciation allowed (or allowable)	(g) Cost or other basis plus expense of sale	(h) Gain or (loss) (e) plus (f) minus (g)
380		407	-27
317		330	-13
1,759		1,750	9
2,216		2,228	-12
363		374	-11
178		194	-16
377		410	-33
232		253	-21
599		637	-38
272		290	-18

Form 990PF Part IV - Capital Gains and Losses for Tax on Investment Income - Columns i - l

Complete only for assets showing gain in column (h) and owned by the foundation on 12/31/69			(I) Gains (Col (h) gain minus col (k), but not less than -0-) or Losses (from col (h))
(i) F M V as of 12/31/69	(j) Adjusted basis as of 12/31/69	(k) Excess of col (i) over col (j), if any	
			-27
			-13
			9
			-12
			-11
			-16
			-33
			-21
			-38
			-18

Form 990PF Part IV - Capital Gains and Losses for Tax on Investment Income - Columns a - d			
List and describe the kind(s) of property sold (e g , real estate, (a) 2-story brick warehouse, or common stock, 200 shs MLC Co)	(b) How acquired P—Purchase D—Donation	(c) Date acquired (mo , day, yr)	(d) Date sold (mo , day, yr)
220 97 FREDDIE MAC		2009-10-19	2017-02-15
373 11 FHLMC GOLD G18222 5 5% 12/01/22		2014-04-17	2017-02-15
324 7 FHLMC GOLD J02968 6% 07/01/21		2014-03-18	2017-02-15
214 44 FHLMC GOLD J07188 4 5% 03/01/23		2014-05-07	2017-02-15
209 62 FHLMC GOLD J10018 4 5% 01/01/21		2012-03-01	2017-02-15
403 35 FHLMC GOLD E01655 5 5% 06/01/19		2011-02-22	2017-02-15
412 99 FHLMC GOLD C90238 6% 11/01/18		2010-05-03	2017-02-15
435 79 FHLMC GOLD G11880 5% 12/01/20		2013-05-28	2017-02-15
258 86 FREDDIE MAC		2010-01-13	2017-02-15
59 36 FREDDIE MAC		2009-10-16	2017-02-15

Form 990PF Part IV - Capital Gains and Losses for Tax on Investment Income - Columns e - h

(e) Gross sales price	(f) Depreciation allowed (or allowable)	(g) Cost or other basis plus expense of sale	(h) Gain or (loss) (e) plus (f) minus (g)
221		236	-15
373		406	-33
325		357	-32
214		229	-15
210		224	-14
403		435	-32
413		447	-34
436		466	-30
259		279	-20
59		66	-7

Form 990PF Part IV - Capital Gains and Losses for Tax on Investment Income - Columns i - l

Complete only for assets showing gain in column (h) and owned by the foundation on 12/31/69			(l) Gains (Col (h) gain minus col (k), but not less than -0-) or Losses (from col (h))
(i) F M V as of 12/31/69	(j) Adjusted basis as of 12/31/69	(k) Excess of col (i) over col (j), if any	
			-15
			-33
			-32
			-15
			-14
			-32
			-34
			-30
			-20
			-7

Form 990PF Part IV - Capital Gains and Losses for Tax on Investment Income - Columns a - d

List and describe the kind(s) of property sold (e g , real estate, (a) 2-story brick warehouse, or common stock, 200 shs MLC Co)	(b) How acquired P—Purchase D—Donation	(c) Date acquired (mo , day, yr)	(d) Date sold (mo , day, yr)
216 01 FREDDIE MAC			2017-02-15
56 64 FREDDIE MAC			2017-02-15
519 FHLMC 4395 CL PA 2 500% 04/15/2037 DTD 10/01/2014		2016-03-10	2017-02-15
188 81 FEDERAL HOME LN MTG CORP MULTICLASS			2017-02-15
1276 78 GNMA 700789 6% 10/15/23		2012-08-22	2017-02-15
1982 54 HYUNDAI AUTO RECEIVABLES TRUST 2013-B CL A4 1 010% 02/15/2019		2015-12-28	2017-02-15
2803 2 SANTANDER DRIVE AUTO RECEIVABL 2014-4 CL B 1 820% 05/15/2019		2015-10-20	2017-02-15
740 26 CAPITAL AUTO RECEIVABLES ASSET 2014-2 CL A3 1 260% 05/21/2018		2016-02-09	2017-02-21
500 12 GNMA 2005-71 CL ZG 5 500% 09/20/2035 DTD 09/01/2005		2015-06-02	2017-02-21
1785 07 VOLKSWAGEN AUTO LOAN 2014-1 CL A3 10/22/2018 DTD 04/30/2014		2015-11-23	2017-02-21

Form 990PF Part IV - Capital Gains and Losses for Tax on Investment Income - Columns e - h

(e) Gross sales price	(f) Depreciation allowed (or allowable)	(g) Cost or other basis plus expense of sale	(h) Gain or (loss) (e) plus (f) minus (g)
216		242	-26
57		63	-6
519		518	1
189		201	-12
1,277		1,414	-137
1,983		1,979	4
2,803		2,812	-9
740		740	
500		553	-53
1,785		1,775	10

Form 990PF Part IV - Capital Gains and Losses for Tax on Investment Income - Columns i - l

Complete only for assets showing gain in column (h) and owned by the foundation on 12/31/69			(I) Gains (Col (h) gain minus col (k), but not less than -0-) or Losses (from col (h))
(i) F M V as of 12/31/69	(j) Adjusted basis as of 12/31/69	(k) Excess of col (i) over col (j), if any	
			-26
			-6
			1
			-12
			-137
			4
			-9
			-53
			10

Form 990PF Part IV - Capital Gains and Losses for Tax on Investment Income - Columns a - d			
List and describe the kind(s) of property sold (e g , real estate, (a) 2-story brick warehouse, or common stock, 200 shs MLC Co)	(b) How acquired P—Purchase D—Donation	(c) Date acquired (mo , day, yr)	(d) Date sold (mo , day, yr)
35000 US TREAS 3 5% 05/15/20		2015-03-09	2017-02-24
321 95 FNMA 2011-74 CL PA 2 500% 08/25/2041 DTD 07/01/2011		2015-04-17	2017-02-27
206 73 FANNIE MAE		2009-10-30	2017-02-27
407 93 FEDERAL NATL MTG ASSN GTD REMIC PASS		2010-03-03	2017-02-27
1706 52 FANNIE MAE SER 2003-97 CL CA 5% OCT 25 2018		2015-09-01	2017-02-27
1429 56 FNMA 2005-64 CL PL 5 500% 07/25/2035 DTD 06/30/2005		2016-10-14	2017-02-27
1161 98 FNMA 2010-66 CL QA 4 500% 08/25/2039 DTD 05/01/2010		2016-02-02	2017-02-27
1604 1 FNMA 2010-89 CL LD 1 750% 08/25/2020 DTD 07/01/2010		2016-06-22	2017-02-27
29 67 FNMA 725160 6 5% 04/01/18		2012-05-15	2017-02-27
177 32 FANNIE MAE		2009-10-26	2017-02-27

Form 990PF Part IV - Capital Gains and Losses for Tax on Investment Income - Columns e - h

(e) Gross sales price	(f) Depreciation allowed (or allowable)	(g) Cost or other basis plus expense of sale	(h) Gain or (loss) (e) plus (f) minus (g)
37,224		38,160	-936
322		320	2
207		224	-17
408		429	-21
1,707		1,775	-68
1,430		1,591	-161
1,162		1,208	-46
1,604		1,610	-6
30		32	-2
177		189	-12

Form 990PF Part IV - Capital Gains and Losses for Tax on Investment Income - Columns i - l

Complete only for assets showing gain in column (h) and owned by the foundation on 12/31/69			(l) Gains (Col (h) gain minus col (k), but not less than -0-) or Losses (from col (h))
(i) F M V as of 12/31/69	(j) Adjusted basis as of 12/31/69	(k) Excess of col (i) over col (j), if any	
			-936
			2
			-17
			-21
			-68
			-161
			-46
			-6
			-2
			-12

Form 990PF Part IV - Capital Gains and Losses for Tax on Investment Income - Columns a - d

List and describe the kind(s) of property sold (e g , real estate, (a) 2-story brick warehouse, or common stock, 200 shs MLC Co)	(b) How acquired P—Purchase D—Donation	(c) Date acquired (mo , day, yr)	(d) Date sold (mo , day, yr)
396 14 FNMA 785246 4 5% 06/01/19		2011-08-12	2017-02-27
1530 28 FNMA 852534 5% 01/01/21		2014-11-04	2017-02-27
4000 BHP BILLITON FIN USA LTD NON-TRADEABLE ASSET			2017-03-03
783 32 BEAR STEARNS COMMERCIAL MORTGAGE SECURIT SER 2007-PW17 CL A4 5		2016-02-12	2017-03-13
1957 6 CALIFORNIA REPUBLIC AUTO RECEI 2015-2 CL A3 1 310% 08/15/2019		2015-11-17	2017-03-15
2142 28 CARMAX AUTO OWNER TRUST 2013-3 CL A4 1 490% 01/15/2019		2015-10-26	2017-03-15
374 05 FHLMC GOLD M30313 4% 06/01/19		2014-02-05	2017-03-15
179 28 FHLMC GOLD D97989 5 5% 03/01/23		2013-12-05	2017-03-15
323 09 FHLMC GOLD G12277 6% 08/01/21		2013-06-24	2017-03-15
306 65 FHLMC GOLD G12255 5 5% 07/01/21		2012-04-30	2017-03-15

Form 990PF Part IV - Capital Gains and Losses for Tax on Investment Income - Columns e - h

(e) Gross sales price	(f) Depreciation allowed (or allowable)	(g) Cost or other basis plus expense of sale	(h) Gain or (loss) (e) plus (f) minus (g)
396		424	-28
1,530		1,638	-108
4,429		4,791	-362
783		816	-33
1,958		1,947	11
2,142		2,153	-11
374		385	-11
179		195	-16
323		352	-29
307		334	-27

Form 990PF Part IV - Capital Gains and Losses for Tax on Investment Income - Columns i - l

Complete only for assets showing gain in column (h) and owned by the foundation on 12/31/69			(I) Gains (Col (h) gain minus col (k), but not less than -0-) or Losses (from col (h))
(i) F M V as of 12/31/69	(j) Adjusted basis as of 12/31/69	(k) Excess of col (i) over col (j), if any	
			-28
			-108
			-362
			-33
			11
			-11
			-11
			-16
			-29
			-27

Form 990PF Part IV - Capital Gains and Losses for Tax on Investment Income - Columns a - d			
List and describe the kind(s) of property sold (e g , real estate, (a) 2-story brick warehouse, or common stock, 200 shs MLC Co)	(b) How acquired P—Purchase D—Donation	(c) Date acquired (mo , day, yr)	(d) Date sold (mo , day, yr)
482 56 FHLMC GOLD G13102 4 5% 08/01/22		2013-02-08	2017-03-15
339 27 FHLMC GOLD G13888 5% 06/01/25		2013-12-13	2017-03-15
215 45 FREDDIE MAC		2009-10-19	2017-03-15
760 67 FHLMC GOLD G18222 5 5% 12/01/22		2014-04-17	2017-03-15
313 56 FHLMC GOLD J02968 6% 07/01/21		2014-03-18	2017-03-15
440 37 FHLMC GOLD J07188 4 5% 03/01/23		2014-05-07	2017-03-15
210 46 FHLMC GOLD J10018 4 5% 01/01/21		2012-03-01	2017-03-15
364 92 FHLMC GOLD E01655 5 5% 06/01/19		2011-02-22	2017-03-15
311 77 FHLMC GOLD C90238 6% 11/01/18		2010-05-03	2017-03-15
461 82 FHLMC GOLD G11880 5% 12/01/20		2013-05-28	2017-03-15

Form 990PF Part IV - Capital Gains and Losses for Tax on Investment Income - Columns e - h

(e) Gross sales price	(f) Depreciation allowed (or allowable)	(g) Cost or other basis plus expense of sale	(h) Gain or (loss) (e) plus (f) minus (g)
483		513	-30
339		361	-22
215		230	-15
761		828	-67
314		345	-31
440		470	-30
210		225	-15
365		394	-29
312		337	-25
462		494	-32

Form 990PF Part IV - Capital Gains and Losses for Tax on Investment Income - Columns i - l

Complete only for assets showing gain in column (h) and owned by the foundation on 12/31/69			(l) Gains (Col (h) gain minus col (k), but not less than -0-) or Losses (from col (h))
(i) F M V as of 12/31/69	(j) Adjusted basis as of 12/31/69	(k) Excess of col (i) over col (j), if any	
			-30
			-22
			-15
			-67
			-31
			-30
			-15
			-29
			-25
			-32

Form 990PF Part IV - Capital Gains and Losses for Tax on Investment Income - Columns a - d

List and describe the kind(s) of property sold (e g , real estate, (a) 2-story brick warehouse, or common stock, 200 shs MLC Co)	(b) How acquired P—Purchase D—Donation	(c) Date acquired (mo , day, yr)	(d) Date sold (mo , day, yr)
284 29 FREDDIE MAC		2010-01-13	2017-03-15
59 68 FREDDIE MAC		2009-10-16	2017-03-15
143 14 FREDDIE MAC			2017-03-15
57 1 FREDDIE MAC			2017-03-15
511 87 FHLMC 4395 CL PA 2 500% 04/15/2037 DTD 10/01/2014		2016-03-10	2017-03-15
166 29 FEDERAL HOME LN MTG CORP MULTICLASS			2017-03-15
157 95 GNMA 700789 6% 10/15/23		2012-08-22	2017-03-15
1857 1 HYUNDAI AUTO RECEIVABLES TRUST 2013-B CL A4 1 010% 02/15/2019		2015-12-28	2017-03-15
2780 97 SANTANDER DRIVE AUTO RECEIVABL 2014-4 CL B 1 820% 05/15/2019		2015-10-20	2017-03-15
713 7 GNMA II SER 2003-75 CL ZA 5 5% SEP 20 2033		2017-01-30	2017-03-20

Form 990PF Part IV - Capital Gains and Losses for Tax on Investment Income - Columns e - h

(e) Gross sales price	(f) Depreciation allowed (or allowable)	(g) Cost or other basis plus expense of sale	(h) Gain or (loss) (e) plus (f) minus (g)
284		307	-23
60		67	-7
143		160	-17
57		64	-7
512		510	2
166		177	-11
158		175	-17
1,857		1,853	4
2,781		2,790	-9
714		781	-67

Form 990PF Part IV - Capital Gains and Losses for Tax on Investment Income - Columns i - l

Complete only for assets showing gain in column (h) and owned by the foundation on 12/31/69			(l) Gains (Col (h) gain minus col (k), but not less than -0-) or Losses (from col (h))
(i) F M V as of 12/31/69	(j) Adjusted basis as of 12/31/69	(k) Excess of col (i) over col (j), if any	
			-23
			-7
			-17
			-7
			2
			-11
			-17
			4
			-9
			-67

Form 990PF Part IV - Capital Gains and Losses for Tax on Investment Income - Columns a - d			
List and describe the kind(s) of property sold (e g , real estate, (a) 2-story brick warehouse, or common stock, 200 shs MLC Co)	(b) How acquired P—Purchase D—Donation	(c) Date acquired (mo , day, yr)	(d) Date sold (mo , day, yr)
556 17 GNMA 2005-71 CL ZG 5 500% 09/20/2035 DTD 09/01/2005		2015-06-02	2017-03-20
2135 22 VOLKSWAGEN AUTO LOAN 2014-1 CL A3 10/22/2018 DTD 04/30/2014		2015-11-23	2017-03-22
745 41 FNMA 2011-74 CL PA 2 500% 08/25/2041 DTD 07/01/2011		2015-04-17	2017-03-27
207 92 FANNIE MAE		2009-10-30	2017-03-27
388 91 FEDERAL NATL MTG ASSN GTD REMIC PASS		2010-03-03	2017-03-27
1557 86 FANNIE MAE SER 2003-97 CL CA 5% OCT 25 2018		2015-09-01	2017-03-27
1397 08 FNMA 2005-64 CL PL 5 500% 07/25/2035 DTD 06/30/2005		2016-10-14	2017-03-27
736 8 FNMA 2010-66 CL QA 4 500% 08/25/2039 DTD 05/01/2010		2016-02-02	2017-03-27
1442 87 FNMA 2010-89 CL LD 1 750% 08/25/2020 DTD 07/01/2010		2016-06-22	2017-03-27
17 75 FNMA 725160 6 5% 04/01/18		2012-05-15	2017-03-27

Form 990PF Part IV - Capital Gains and Losses for Tax on Investment Income - Columns e - h

(e) Gross sales price	Depreciation allowed (f) (or allowable)	Cost or other basis (g) plus expense of sale	Gain or (loss) (h) (e) plus (f) minus (g)
556		615	-59
2,135		2,123	12
745		740	5
208		225	-17
389		409	-20
1,558		1,620	-62
1,397		1,555	-158
737		766	-29
1,443		1,448	-5
18		19	-1

Form 990PF Part IV - Capital Gains and Losses for Tax on Investment Income - Columns i - l

Complete only for assets showing gain in column (h) and owned by the foundation on 12/31/69			(l) Gains (Col (h) gain minus col (k), but not less than -0-) or Losses (from col (h))
(i) F M V as of 12/31/69	Adjusted basis (j) as of 12/31/69	Excess of col (i) (k) over col (j), if any	
			-59
			12
			5
			-17
			-20
			-62
			-158
			-29
			-5
			-1

Form 990PF Part IV - Capital Gains and Losses for Tax on Investment Income - Columns a - d			
(a) List and describe the kind(s) of property sold (e.g., real estate, 2-story brick warehouse, or common stock, 200 shs MLC Co.)	(b) How acquired P—Purchase D—Donation	(c) Date acquired (mo, day, yr)	(d) Date sold (mo, day, yr)
178 17 FANNIE MAE		2009-10-26	2017-03-27
372 88 FNMA 785246 4 5% 06/01/19		2011-08-12	2017-03-27
361 1 FNMA 852534 5% 01/01/21		2014-11-04	2017-03-27
10000 US TREAS 1 375% 02/28/19		2015-11-13	2017-04-03
30000 US TREAS 1 375% 02/28/19		2015-11-13	2017-04-06
5000 DEUTSCHE BANK AG LONDON 6% SEP 01 2017			2017-04-07
2000 DEUTSCHE BANK AG 1 875% 02/13/2018 DTD 02/13/2015		2015-02-10	2017-04-07
30000 US TREAS 3 125% 05/15/19		2014-06-04	2017-04-10
1928 55 BEAR STEARNS COMMERCIAL MORTGAGE SECURIT SER 2007-PW17 CL A4 5		2016-02-12	2017-04-13
1100 04 FNMA 2010-87 CL HD 4 000% 03/25/2025 DTD 07/01/2010		2016-10-27	2017-04-13

Form 990PF Part IV - Capital Gains and Losses for Tax on Investment Income - Columns e - h

(e) Gross sales price	(f) Depreciation allowed (or allowable)	(g) Cost or other basis plus expense of sale	(h) Gain or (loss) (e) plus (f) minus (g)
178		190	-12
373		400	-27
361		387	-26
10,029		10,023	6
30,082		30,069	13
5,075		5,726	-651
1,997		1,998	-1
31,110		32,174	-1,064
1,929		2,008	-79
1,100		1,135	-35

Form 990PF Part IV - Capital Gains and Losses for Tax on Investment Income - Columns i - l

Complete only for assets showing gain in column (h) and owned by the foundation on 12/31/69			(I) Gains (Col. (h) gain minus col. (k), but not less than -0-) or Losses (from col. (h))
(i) F M V as of 12/31/69	(j) Adjusted basis as of 12/31/69	(k) Excess of col. (i) over col. (j), if any	
			-12
			-27
			-26
			6
			13
			-651
			-1
			-1,064
			-79
			-35

Form 990PF Part IV - Capital Gains and Losses for Tax on Investment Income - Columns a - d

List and describe the kind(s) of property sold (e g , real estate, (a) 2-story brick warehouse, or common stock, 200 shs MLC Co)	(b) How acquired P—Purchase D—Donation	(c) Date acquired (mo , day, yr)	(d) Date sold (mo , day, yr)
1269 27 FNMA 2010-87 CL HD 4 000% 03/25/2025 DTD 07/01/2010		2016-10-27	2017-04-13
516 14 FNMA 2010-87 CL HD 4 000% 03/25/2025 DTD 07/01/2010		2016-10-27	2017-04-13
679 52 FNMA 2010-87 CL HD 4 000% 03/25/2025 DTD 07/01/2010		2016-10-27	2017-04-13
2115 98 CALIFORNIA REPUBLIC AUTO RECEI 2015-2 CL A3 1 310% 08/15/2019		2015-11-17	2017-04-17
2375 9 CARMAX AUTO OWNER TRUST 2013-3 CL A4 1 490% 01/15/2019		2015-10-26	2017-04-17
319 43 FHLMC GOLD M30313 4% 06/01/19		2014-02-05	2017-04-17
191 74 FHLMC GOLD D97989 5 5% 03/01/23		2013-12-05	2017-04-17
504 55 FHLMC GOLD G12277 6% 08/01/21		2013-06-24	2017-04-17
238 64 FHLMC GOLD G12255 5 5% 07/01/21		2012-04-30	2017-04-17
533 77 FHLMC GOLD G13102 4 5% 08/01/22		2013-02-08	2017-04-17

Form 990PF Part IV - Capital Gains and Losses for Tax on Investment Income - Columns e - h

(e) Gross sales price	(f) Depreciation allowed (or allowable)	(g) Cost or other basis plus expense of sale	(h) Gain or (loss) (e) plus (f) minus (g)
1,269		1,310	-41
516		533	-17
680		701	-21
2,116		2,105	11
2,376		2,388	-12
319		329	-10
192		209	-17
505		549	-44
239		260	-21
534		567	-33

Form 990PF Part IV - Capital Gains and Losses for Tax on Investment Income - Columns i - l

Complete only for assets showing gain in column (h) and owned by the foundation on 12/31/69			(l) Gains (Col (h) gain minus col (k), but not less than -0-) or Losses (from col (h))
(i) F M V as of 12/31/69	(j) Adjusted basis as of 12/31/69	(k) Excess of col (i) over col (j), if any	
			-41
			-17
			-21
			11
			-12
			-10
			-17
			-44
			-21
			-33

Form 990PF Part IV - Capital Gains and Losses for Tax on Investment Income - Columns a - d			
List and describe the kind(s) of property sold (e g , real estate, (a) 2-story brick warehouse, or common stock, 200 shs MLC Co)	(b) How acquired P—Purchase D—Donation	(c) Date acquired (mo , day, yr)	(d) Date sold (mo , day, yr)
249 98 FHLMC GOLD G13888 5% 06/01/25		2013-12-13	2017-04-17
201 3 FREDDIE MAC		2009-10-19	2017-04-17
775 8 FHLMC GOLD G18222 5 5% 12/01/22		2014-04-17	2017-04-17
324 47 FHLMC GOLD J02968 6% 07/01/21		2014-03-18	2017-04-17
583 4 FHLMC GOLD J07188 4 5% 03/01/23		2014-05-07	2017-04-17
221 37 FHLMC GOLD J10018 4 5% 01/01/21		2012-03-01	2017-04-17
346 93 FHLMC GOLD E01655 5 5% 06/01/19		2011-02-22	2017-04-17
514 11 FHLMC GOLD C90238 6% 11/01/18		2010-05-03	2017-04-17
453 04 FHLMC GOLD G11880 5% 12/01/20		2013-05-28	2017-04-17
139 51 FREDDIE MAC		2010-01-13	2017-04-17

Form 990PF Part IV - Capital Gains and Losses for Tax on Investment Income - Columns e - h

(e) Gross sales price	Depreciation allowed (f) (or allowable)	Cost or other basis (g) plus expense of sale	Gain or (loss) (h) (e) plus (f) minus (g)
250		266	-16
201		215	-14
776		844	-68
324		357	-33
583		623	-40
221		237	-16
347		374	-27
514		556	-42
453		484	-31
140		151	-11

Form 990PF Part IV - Capital Gains and Losses for Tax on Investment Income - Columns i - l

Complete only for assets showing gain in column (h) and owned by the foundation on 12/31/69			(l) Gains (Col (h) gain minus col (k), but not less than -0-) or Losses (from col (h))
(i) F M V as of 12/31/69	Adjusted basis (j) as of 12/31/69	Excess of col (i) (k) over col (j), if any	
			-16
			-14
			-68
			-33
			-40
			-16
			-27
			-42
			-31
			-11

Form 990PF Part IV - Capital Gains and Losses for Tax on Investment Income - Columns a - d			
List and describe the kind(s) of property sold (e g , real estate, (a) 2-story brick warehouse, or common stock, 200 shs MLC Co)	(b) How acquired P—Purchase D—Donation	(c) Date acquired (mo , day, yr)	(d) Date sold (mo , day, yr)
60 24 FREDDIE MAC		2009-10-16	2017-04-17
142 72 FREDDIE MAC			2017-04-17
504 83 FHLMC 4395 CL PA 2 500% 04/15/2037 DTD 10/01/2014		2016-03-10	2017-04-17
105 45 FEDERAL HOME LN MTG CORP MULTICLASS			2017-04-17
159 93 GNMA 700789 6% 10/15/23		2012-08-22	2017-04-17
1923 45 HYUNDAI AUTO RECEIVABLES TRUST 2013-B CL A4 1 010% 02/15/2019		2015-12-28	2017-04-17
3000 4 SANTANDER DRIVE AUTO RECEIVABL 2014-4 CL B 1 820% 05/15/2019		2015-10-20	2017-04-17
169 15 FREDDIE MAC			2017-04-18
10000 BLACKROCK INC		2011-11-29	2017-04-19
683 96 GNMA II SER 2003-75 CL ZA 5 5% SEP 20 2033		2017-01-30	2017-04-20

Form 990PF Part IV - Capital Gains and Losses for Tax on Investment Income - Columns e - h

(e) Gross sales price	(f) Depreciation allowed (or allowable)	(g) Cost or other basis plus expense of sale	(h) Gain or (loss) (e) plus (f) minus (g)
60		67	-7
143		160	-17
505		503	2
105		113	-8
160		177	-17
1,923		1,920	3
3,000		3,010	-10
169		189	-20
10,203		11,621	-1,418
684		749	-65

Form 990PF Part IV - Capital Gains and Losses for Tax on Investment Income - Columns i - l

Complete only for assets showing gain in column (h) and owned by the foundation on 12/31/69			(I) Gains (Col (h) gain minus col (k), but not less than -0-) or Losses (from col (h))
(i) F M V as of 12/31/69	(j) Adjusted basis as of 12/31/69	(k) Excess of col (i) over col (j), if any	
			-7
			-17
			2
			-8
			-17
			3
			-10
			-20
			-1,418
			-65

Form 990PF Part IV - Capital Gains and Losses for Tax on Investment Income - Columns a - d			
List and describe the kind(s) of property sold (e g , real estate, (a) 2-story brick warehouse, or common stock, 200 shs MLC Co)	(b) How acquired P—Purchase D—Donation	(c) Date acquired (mo , day, yr)	(d) Date sold (mo , day, yr)
524 18 GNMA 2005-71 CL ZG 5 500% 09/20/2035 DTD 09/01/2005		2015-06-02	2017-04-20
1940 07 VOLKSWAGEN AUTO LOAN 2014-1 CL A3 10/22/2018 DTD 04/30/2014		2015-11-23	2017-04-20
612 85 FNMA 2011-74 CL PA 2 500% 08/25/2041 DTD 07/01/2011		2015-04-17	2017-04-25
313 25 FANNIE MAE		2009-10-30	2017-04-25
357 25 FEDERAL NATL MTG ASSN GTD REMIC PASS		2010-03-03	2017-04-25
1460 53 FANNIE MAE SER 2003-97 CL CA 5% OCT 25 2018		2015-09-01	2017-04-25
1365 33 FNMA 2005-64 CL PL 5 500% 07/25/2035 DTD 06/30/2005		2016-10-14	2017-04-25
1018 18 FNMA 2010-66 CL QA 4 500% 08/25/2039 DTD 05/01/2010		2016-02-02	2017-04-25
1506 72 FNMA 2010-89 CL LD 1 750% 08/25/2020 DTD 07/01/2010		2016-06-22	2017-04-25
985 4 FNMA 2010-87 CL HD 4 000% 03/25/2025 DTD 07/01/2010		2016-10-27	2017-04-25

Form 990PF Part IV - Capital Gains and Losses for Tax on Investment Income - Columns e - h

(e) Gross sales price	Depreciation allowed (f) (or allowable)	Cost or other basis (g) plus expense of sale	Gain or (loss) (h) (e) plus (f) minus (g)
524		579	-55
1,940		1,929	11
613		608	5
313		339	-26
357		376	-19
1,461		1,519	-58
1,365		1,520	-155
1,018		1,058	-40
1,507		1,512	-5
985		1,017	-32

Form 990PF Part IV - Capital Gains and Losses for Tax on Investment Income - Columns i - l

Complete only for assets showing gain in column (h) and owned by the foundation on 12/31/69			(l) Gains (Col (h) gain minus col (k), but not less than -0-) or Losses (from col (h))
(i) F M V as of 12/31/69	Adjusted basis (j) as of 12/31/69	Excess of col (i) (k) over col (j), if any	
			-55
			11
			5
			-26
			-19
			-58
			-155
			-40
			-5
			-32

Form 990PF Part IV - Capital Gains and Losses for Tax on Investment Income - Columns a - d

List and describe the kind(s) of property sold (e g , real estate, (a) 2-story brick warehouse, or common stock, 200 shs MLC Co)	(b) How acquired P—Purchase D—Donation	(c) Date acquired (mo , day, yr)	(d) Date sold (mo , day, yr)
13 75 FNMA 725160 6 5% 04/01/18		2012-05-15	2017-04-25
179 77 FANNIE MAE		2009-10-26	2017-04-25
308 53 FNMA 785246 4 5% 06/01/19		2011-08-12	2017-04-25
383 24 FNMA 852534 5% 01/01/21		2014-11-04	2017-04-25
5000 SUNCOR ENERGY INC 6 1% JUN 01 2018			2017-04-26
4296 009 NEUBERGER BERMAN MULTI CAP			2017-05-02
1972 512 PRUDENTIAL JENN M/C GROW-Q CL Q		2014-05-27	2017-05-02
905 ISHARES TR S & P MIDCAP 400 INDEX FD			2017-05-05
1796 3 CALIFORNIA REPUBLIC AUTO RECEI 2015-2 CL A3 1 310% 08/15/2019		2015-11-17	2017-05-15
2024 72 CARMAX AUTO OWNER TRUST 2013-3 CL A4 1 490% 01/15/2019		2015-10-26	2017-05-15

Form 990PF Part IV - Capital Gains and Losses for Tax on Investment Income - Columns e - h

(e) Gross sales price	(f) Depreciation allowed (or allowable)	(g) Cost or other basis plus expense of sale	(h) Gain or (loss) (e) plus (f) minus (g)
14		15	-1
180		191	-11
309		331	-22
383		410	-27
5,253		5,360	-107
77,500		68,021	9,479
77,500		81,094	-3,594
155,870		123,622	32,248
1,796		1,787	9
2,025		2,035	-10

Form 990PF Part IV - Capital Gains and Losses for Tax on Investment Income - Columns i - l

Complete only for assets showing gain in column (h) and owned by the foundation on 12/31/69			(l) Gains (Col (h) gain minus col (k), but not less than -0-) or Losses (from col (h))
(i) F M V as of 12/31/69	(j) Adjusted basis as of 12/31/69	(k) Excess of col (i) over col (j), if any	
			-1
			-11
			-22
			-27
			-107
			9,479
			-3,594
			32,248
			9
			-10

Form 990PF Part IV - Capital Gains and Losses for Tax on Investment Income - Columns a - d			
List and describe the kind(s) of property sold (e g , real estate, (a) 2-story brick warehouse, or common stock, 200 shs MLC Co)	(b) How acquired P—Purchase D—Donation	(c) Date acquired (mo , day, yr)	(d) Date sold (mo , day, yr)
372 66 FHLMC GOLD M30313 4% 06/01/19		2014-02-05	2017-05-15
170 74 FHLMC GOLD D97989 5 5% 03/01/23		2013-12-05	2017-05-15
339 43 FHLMC GOLD G12277 6% 08/01/21		2013-06-24	2017-05-15
205 66 FHLMC GOLD G12255 5 5% 07/01/21		2012-04-30	2017-05-15
538 76 FHLMC GOLD G13102 4 5% 08/01/22		2013-02-08	2017-05-15
232 32 FHLMC GOLD G13888 5% 06/01/25		2013-12-13	2017-05-15
167 95 FREDDIE MAC		2009-10-19	2017-05-15
752 1 FHLMC GOLD G18222 5 5% 12/01/22		2014-04-17	2017-05-15
1198 59 FHLMC GOLD J02968 6% 07/01/21		2014-03-18	2017-05-15
238 64 FHLMC GOLD J07188 4 5% 03/01/23		2014-05-07	2017-05-15

Form 990PF Part IV - Capital Gains and Losses for Tax on Investment Income - Columns e - h

(e) Gross sales price	(f) Depreciation allowed (or allowable)	(g) Cost or other basis plus expense of sale	(h) Gain or (loss) (e) plus (f) minus (g)
373		383	-10
171		186	-15
339		370	-31
206		224	-18
539		572	-33
232		247	-15
168		179	-11
752		818	-66
1,199		1,317	-118
239		255	-16

Form 990PF Part IV - Capital Gains and Losses for Tax on Investment Income - Columns i - l

Complete only for assets showing gain in column (h) and owned by the foundation on 12/31/69			(I) Gains (Col (h) gain minus col (k), but not less than -0-) or Losses (from col (h))
(i) F M V as of 12/31/69	(j) Adjusted basis as of 12/31/69	(k) Excess of col (i) over col (j), if any	
			-10
			-15
			-31
			-18
			-33
			-15
			-11
			-66
			-118
			-16

Form 990PF Part IV - Capital Gains and Losses for Tax on Investment Income - Columns a - d

List and describe the kind(s) of property sold (e g , real estate, (a) 2-story brick warehouse, or common stock, 200 shs MLC Co)	(b) How acquired P—Purchase D—Donation	(c) Date acquired (mo , day, yr)	(d) Date sold (mo , day, yr)
211 15 FHLMC GOLD J10018 4 5% 01/01/21		2012-03-01	2017-05-15
398 17 FHLMC GOLD E01655 5 5% 06/01/19		2011-02-22	2017-05-15
270 63 FHLMC GOLD C90238 6% 11/01/18		2010-05-03	2017-05-15
415 68 FHLMC GOLD G11880 5% 12/01/20		2013-05-28	2017-05-15
38 5 FREDDIE MAC			2017-05-15
497 89 FHLMC 4395 CL PA 2 500% 04/15/2037 DTD 10/01/2014		2016-03-10	2017-05-15
148 39 FEDERAL HOME LN MTG CORP MULTICLASS			2017-05-15
159 7 GNMA 700789 6% 10/15/23		2012-08-22	2017-05-15
239 37 HYUNDAI AUTO RECEIVABLES TRUST 2013-B CL A4 1 010% 02/15/2019		2015-12-28	2017-05-15
2602 84 SANTANDER DRIVE AUTO RECEIVABL 2014-4 CL B 1 820% 05/15/2019		2015-10-20	2017-05-15

Form 990PF Part IV - Capital Gains and Losses for Tax on Investment Income - Columns e - h

(e) Gross sales price	(f) Depreciation allowed (or allowable)	(g) Cost or other basis plus expense of sale	(h) Gain or (loss) (e) plus (f) minus (g)
211		226	-15
398		430	-32
271		293	-22
416		444	-28
39		43	-4
498		496	2
148		158	-10
160		177	-17
239		239	
2,603		2,611	-8

Form 990PF Part IV - Capital Gains and Losses for Tax on Investment Income - Columns i - l

Complete only for assets showing gain in column (h) and owned by the foundation on 12/31/69			(l) Gains (Col (h) gain minus col (k), but not less than -0-) or Losses (from col (h))
(i) F M V as of 12/31/69	(j) Adjusted basis as of 12/31/69	(k) Excess of col (i) over col (j), if any	
			-15
			-32
			-22
			-28
			-4
			2
			-10
			-17
			-8

Form 990PF Part IV - Capital Gains and Losses for Tax on Investment Income - Columns a - d			
List and describe the kind(s) of property sold (e g , real estate, (a) 2-story brick warehouse, or common stock, 200 shs MLC Co)	(b) How acquired P—Purchase D—Donation	(c) Date acquired (mo , day, yr)	(d) Date sold (mo , day, yr)
153 078 FREDDIE MAC		2010-01-13	2017-05-17
54 96 FREDDIE MAC		2009-10-16	2017-05-17
4205 BEAR STEARNS COMMERCIAL MORTGAGE SECURIT SER 2007-PW17 CL A4 5 6		2016-02-12	2017-05-18
600 5 GNMA II SER 2003-75 CL ZA 5 5% SEP 20 2033		2017-01-30	2017-05-22
411 48 GNMA 2005-71 CL ZG 5 500% 09/20/2035 DTD 09/01/2005		2015-06-02	2017-05-22
1102 17 VOLKSWAGEN AUTO LOAN 2014-1 CL A3 10/22/2018 DTD 04/30/2014		2015-11-23	2017-05-22
318 15 FNMA 2011-74 CL PA 2 500% 08/25/2041 DTD 07/01/2011		2015-04-17	2017-05-25
150 86 FANNIE MAE		2009-10-30	2017-05-25
352 46 FEDERAL NATL MTG ASSN GTD REMIC PASS		2010-03-03	2017-05-25
1436 48 FANNIE MAE SER 2003-97 CL CA 5% OCT 25 2018		2015-09-01	2017-05-25

Form 990PF Part IV - Capital Gains and Losses for Tax on Investment Income - Columns e - h

(e) Gross sales price	(f) Depreciation allowed (or allowable)	(g) Cost or other basis plus expense of sale	(h) Gain or (loss) (e) plus (f) minus (g)
153		165	-12
55		62	-7
4,205		4,378	-173
601		657	-56
411		455	-44
1,102		1,096	6
318		316	2
151		163	-12
352		371	-19
1,436		1,494	-58

Form 990PF Part IV - Capital Gains and Losses for Tax on Investment Income - Columns i - l

Complete only for assets showing gain in column (h) and owned by the foundation on 12/31/69			(I) Gains (Col (h) gain minus col (k), but not less than -0-) or Losses (from col (h))
(i) F M V as of 12/31/69	(j) Adjusted basis as of 12/31/69	(k) Excess of col (i) over col (j), if any	
			-12
			-7
			-173
			-56
			-44
			6
			2
			-12
			-19
			-58

Form 990PF Part IV - Capital Gains and Losses for Tax on Investment Income - Columns a - d			
(a) List and describe the kind(s) of property sold (e.g., real estate, 2-story brick warehouse, or common stock, 200 shs MLC Co.)	(b) How acquired P—Purchase D—Donation	(c) Date acquired (mo, day, yr)	(d) Date sold (mo, day, yr)
1334 27 FNMA 2005-64 CL PL 5 500% 07/25/2035 DTD 06/30/2005		2016-10-14	2017-05-25
1739 27 FNMA 2010-66 CL QA 4 500% 08/25/2039 DTD 05/01/2010		2016-02-02	2017-05-25
1408 9 FNMA 2010-89 CL LD 1 750% 08/25/2020 DTD 07/01/2010		2016-06-22	2017-05-25
765 03 FNMA 2010-87 CL HD 4 000% 03/25/2025 DTD 07/01/2010		2016-10-27	2017-05-25
10 9 FNMA 725160 6 5% 04/01/18		2012-05-15	2017-05-25
179 93 FANNIE MAE		2009-10-26	2017-05-25
355 88 FNMA 785246 4 5% 06/01/19		2011-08-12	2017-05-25
364 64 FNMA 852534 5% 01/01/21		2014-11-04	2017-05-25
5978 97 BEAR STEARNS COMMERCIAL MORTGAGE SECURIT SER 2007-PW17 CL A4 5		2016-02-12	2017-06-13
30000 ALLY MASTER OWNER TRUST 2014-4 CL A2 1 430% 06/17/2019		2016-08-09	2017-06-15

Form 990PF Part IV - Capital Gains and Losses for Tax on Investment Income - Columns e - h

(e) Gross sales price	(f) Depreciation allowed (or allowable)	(g) Cost or other basis plus expense of sale	(h) Gain or (loss) (e) plus (f) minus (g)
1,334		1,485	-151
1,739		1,808	-69
1,409		1,414	-5
765		789	-24
11		12	-1
180		192	-12
356		381	-25
365		390	-25
5,979		6,226	-247
30,000		30,029	-29

Form 990PF Part IV - Capital Gains and Losses for Tax on Investment Income - Columns i - l

Complete only for assets showing gain in column (h) and owned by the foundation on 12/31/69			(I) Gains (Col. (h) gain minus col. (k), but not less than -0-) or Losses (from col. (h))
(i) F M V as of 12/31/69	(j) Adjusted basis as of 12/31/69	(k) Excess of col. (i) over col. (j), if any	
			-151
			-69
			-5
			-24
			-1
			-12
			-25
			-25
			-247
			-29

Form 990PF Part IV - Capital Gains and Losses for Tax on Investment Income - Columns a - d			
List and describe the kind(s) of property sold (e g , real estate, (a) 2-story brick warehouse, or common stock, 200 shs MLC Co)	(b) How acquired P—Purchase D—Donation	(c) Date acquired (mo , day, yr)	(d) Date sold (mo , day, yr)
1879 96 CALIFORNIA REPUBLIC AUTO RECEI 2015-2 CL A3 1 310% 08/15/2019		2015-11-17	2017-06-15
1922 28 CARMAX AUTO OWNER TRUST 2013-3 CL A4 1 490% 01/15/2019		2015-10-26	2017-06-15
371 85 FHLMC GOLD M30313 4% 06/01/19		2014-02-05	2017-06-15
174 64 FHLMC GOLD D97989 5 5% 03/01/23		2013-12-05	2017-06-15
350 89 FHLMC GOLD G12277 6% 08/01/21		2013-06-24	2017-06-15
201 75 FHLMC GOLD G12255 5 5% 07/01/21		2012-04-30	2017-06-15
478 42 FHLMC GOLD G13102 4 5% 08/01/22		2013-02-08	2017-06-15
229 95 FHLMC GOLD G13888 5% 06/01/25		2013-12-13	2017-06-15
181 55 FREDDIE MAC		2009-10-19	2017-06-15
499 69 FHLMC GOLD G18222 5 5% 12/01/22		2014-04-17	2017-06-15

Form 990PF Part IV - Capital Gains and Losses for Tax on Investment Income - Columns e - h

(e) Gross sales price	Depreciation allowed (f) (or allowable)	Cost or other basis (g) plus expense of sale	Gain or (loss) (h) (e) plus (f) minus (g)
1,880		1,870	10
1,922		1,932	-10
372		383	-11
175		190	-15
351		382	-31
202		220	-18
478		508	-30
230		245	-15
182		194	-12
500		544	-44

Form 990PF Part IV - Capital Gains and Losses for Tax on Investment Income - Columns i - l

Complete only for assets showing gain in column (h) and owned by the foundation on 12/31/69			(I) Gains (Col (h) gain minus col (k), but not less than -0-) or Losses (from col (h))
(i) F M V as of 12/31/69	Adjusted basis (j) as of 12/31/69	Excess of col (i) (k) over col (j), if any	
			10
			-10
			-11
			-15
			-31
			-18
			-30
			-15
			-12
			-44

Form 990PF Part IV - Capital Gains and Losses for Tax on Investment Income - Columns a - d

List and describe the kind(s) of property sold (e g , real estate, (a) 2-story brick warehouse, or common stock, 200 shs MLC Co)	(b) How acquired P—Purchase D—Donation	(c) Date acquired (mo , day, yr)	(d) Date sold (mo , day, yr)
309 8 FHLMC GOLD J02968 6% 07/01/21		2014-03-18	2017-06-15
207 06 FHLMC GOLD J07188 4 5% 03/01/23		2014-05-07	2017-06-15
237 71 FHLMC GOLD J10018 4 5% 01/01/21		2012-03-01	2017-06-15
324 74 FHLMC GOLD E01655 5 5% 06/01/19		2011-02-22	2017-06-15
364 34 FHLMC GOLD C90238 6% 11/01/18		2010-05-03	2017-06-15
461 11 FHLMC GOLD G11880 5% 12/01/20		2013-05-28	2017-06-15
131 04 FREDDIE MAC			2017-06-15
491 05 FHLMC 4395 CL PA 2 500% 04/15/2037 DTD 10/01/2014		2016-03-10	2017-06-15
116 64 FEDERAL HOME LN MTG CORP MULTICLASS			2017-06-15
162 44 GNMA 700789 6% 10/15/23		2012-08-22	2017-06-15

Form 990PF Part IV - Capital Gains and Losses for Tax on Investment Income - Columns e - h

(e) Gross sales price	(f) Depreciation allowed (or allowable)	(g) Cost or other basis plus expense of sale	(h) Gain or (loss) (e) plus (f) minus (g)
310		340	-30
207		221	-14
238		254	-16
325		350	-25
364		394	-30
461		493	-32
131		147	-16
491		490	1
117		124	-7
162		180	-18

Form 990PF Part IV - Capital Gains and Losses for Tax on Investment Income - Columns i - l

Complete only for assets showing gain in column (h) and owned by the foundation on 12/31/69			(l) Gains (Col (h) gain minus col (k), but not less than -0-) or Losses (from col (h))
(i) F M V as of 12/31/69	(j) Adjusted basis as of 12/31/69	(k) Excess of col (i) over col (j), if any	
			-30
			-14
			-16
			-25
			-30
			-32
			-16
			1
			-7
			-18

Form 990PF Part IV - Capital Gains and Losses for Tax on Investment Income - Columns a - d			
List and describe the kind(s) of property sold (e g , real estate, (a) 2-story brick warehouse, or common stock, 200 shs MLC Co)	(b) How acquired P—Purchase D—Donation	(c) Date acquired (mo , day, yr)	(d) Date sold (mo , day, yr)
34 SANTANDER DRIVE AUTO RECEIVABL 2014-4 CL B 1 820% 05/15/2019		2015-10-20	2017-06-15
686 09 GNMA II SER 2003-75 CL ZA 5 5% SEP 20 2033		2017-01-30	2017-06-20
478 61 GNMA 2005-71 CL ZG 5 500% 09/20/2035 DTD 09/01/2005		2015-06-02	2017-06-20
1041 93 VOLKSWAGEN AUTO LOAN 2014-1 CL A3 10/22/2018 DTD 04/30/2014		2015-11-23	2017-06-20
226 ISHARES TR S & P MIDCAP 400 INDEX FD			2017-06-22
987 302 PRUDENTIAL JENN M/C GROW-Q CL Q			2017-06-22
2000 RIO TINTO FIN USA LTD 9% MAY 01 2019		2012-08-20	2017-06-22
656 57 FNMA 2011-74 CL PA 2 500% 08/25/2041 DTD 07/01/2011		2015-04-17	2017-06-26
195 35 FANNIE MAE		2009-10-30	2017-06-26
334 26 FEDERAL NATL MTG ASSN GTD REMIC PASS		2010-03-03	2017-06-26

Form 990PF Part IV - Capital Gains and Losses for Tax on Investment Income - Columns e - h

(e) Gross sales price	(f) Depreciation allowed (or allowable)	(g) Cost or other basis plus expense of sale	(h) Gain or (loss) (e) plus (f) minus (g)
686		751	-65
479		529	-50
1,042		1,036	6
39,193		24,876	14,317
39,206		36,203	3,003
2,261		2,729	-468
657		652	5
195		212	-17
334		352	-18

Form 990PF Part IV - Capital Gains and Losses for Tax on Investment Income - Columns i - l

Complete only for assets showing gain in column (h) and owned by the foundation on 12/31/69			(l) Gains (Col (h) gain minus col (k), but not less than -0-) or Losses (from col (h))
(i) F M V as of 12/31/69	(j) Adjusted basis as of 12/31/69	(k) Excess of col (i) over col (j), if any	
			-65
			-50
			6
			14,317
			3,003
			-468
			5
			-17
			-18

Form 990PF Part IV - Capital Gains and Losses for Tax on Investment Income - Columns a - d			
List and describe the kind(s) of property sold (e g , real estate, (a) 2-story brick warehouse, or common stock, 200 shs MLC Co)	(b) How acquired P—Purchase D—Donation	(c) Date acquired (mo , day, yr)	(d) Date sold (mo , day, yr)
1280 23 FANNIE MAE SER 2003-97 CL CA 5% OCT 25 2018		2015-09-01	2017-06-26
1303 91 FNMA 2005-64 CL PL 5 500% 07/25/2035 DTD 06/30/2005		2016-10-14	2017-06-26
862 76 FNMA 2010-66 CL QA 4 500% 08/25/2039 DTD 05/01/2010		2016-02-02	2017-06-26
1296 98 FNMA 2010-89 CL LD 1 750% 08/25/2020 DTD 07/01/2010		2016-06-22	2017-06-26
1251 38 FNMA 2010-87 CL HD 4 000% 03/25/2025 DTD 07/01/2010		2016-10-27	2017-06-26
6 77 FNMA 725160 6 5% 04/01/18		2012-05-15	2017-06-26
180 81 FANNIE MAE		2009-10-26	2017-06-26
419 01 FNMA 785246 4 5% 06/01/19		2011-08-12	2017-06-26
366 35 FNMA 852534 5% 01/01/21		2014-11-04	2017-06-26
5000 SIMON PROPERTY GROUP LP 5 65% FEB 01 2020		2016-03-29	2017-06-26

Form 990PF Part IV - Capital Gains and Losses for Tax on Investment Income - Columns e - h

(e) Gross sales price	(f) Depreciation allowed (or allowable)	(g) Cost or other basis plus expense of sale	(h) Gain or (loss) (e) plus (f) minus (g)
1,280		1,331	-51
1,304		1,451	-147
863		897	-34
1,297		1,302	-5
1,251		1,291	-40
7		7	
181		193	-12
419		449	-30
366		392	-26
5,502		5,633	-131

Form 990PF Part IV - Capital Gains and Losses for Tax on Investment Income - Columns i - l

Complete only for assets showing gain in column (h) and owned by the foundation on 12/31/69			(l) Gains (Col (h) gain minus col (k), but not less than -0-) or Losses (from col (h))
(i) F M V as of 12/31/69	(j) Adjusted basis as of 12/31/69	(k) Excess of col (i) over col (j), if any	
			-51
			-147
			-34
			-5
			-40
			-12
			-30
			-26
			-131

Form 990PF Part IV - Capital Gains and Losses for Tax on Investment Income - Columns a - d			
List and describe the kind(s) of property sold (e g , real estate, (a) 2-story brick warehouse, or common stock, 200 shs MLC Co)	(b) How acquired P—Purchase D—Donation	(c) Date acquired (mo , day, yr)	(d) Date sold (mo , day, yr)
3119 754 BBH CORE SELECT FD-N		2015-12-15	2017-07-14
7436 01 BEAR STEARNS COMMERCIAL MORTGAGE SECURIT SER 2007-PW17 CL A4 5		2016-02-12	2017-07-14
4238 979 EQUINOX CAMPBELL STRATEGY-I		2016-08-11	2017-07-14
299 ISHARES TR S & P MIDCAP 400 INDEX FD		2009-09-25	2017-07-14
788 ISHARES MSCI ASIAN EX JAPAN		2015-12-08	2017-07-14
1849 15 CALIFORNIA REPUBLIC AUTO RECEI 2015-2 CL A3 1 310% 08/15/2019		2015-11-17	2017-07-17
1885 73 CARMAX AUTO OWNER TRUST 2013-3 CL A4 1 490% 01/15/2019		2015-10-26	2017-07-17
325 43 FHLMC GOLD M30313 4% 06/01/19		2014-02-05	2017-07-17
174 51 FHLMC GOLD D97989 5 5% 03/01/23		2013-12-05	2017-07-17
274 04 FHLMC GOLD G12277 6% 08/01/21		2013-06-24	2017-07-17

Form 990PF Part IV - Capital Gains and Losses for Tax on Investment Income - Columns e - h

(e) Gross sales price	(f) Depreciation allowed (or allowable)	(g) Cost or other basis plus expense of sale	(h) Gain or (loss) (e) plus (f) minus (g)
71,037		63,924	7,113
7,436		7,743	-307
39,465		46,417	-6,952
52,547		20,275	32,272
55,146		42,623	12,523
1,849		1,839	10
1,886		1,896	-10
325		335	-10
175		190	-15
274		298	-24

Form 990PF Part IV - Capital Gains and Losses for Tax on Investment Income - Columns i - l

Complete only for assets showing gain in column (h) and owned by the foundation on 12/31/69			(I) Gains (Col (h) gain minus col (k), but not less than -0-) or Losses (from col (h))
(i) F M V as of 12/31/69	(j) Adjusted basis as of 12/31/69	(k) Excess of col (i) over col (j), if any	
			7,113
			-307
			-6,952
			32,272
			12,523
			10
			-10
			-10
			-15
			-24

Form 990PF Part IV - Capital Gains and Losses for Tax on Investment Income - Columns a - d			
List and describe the kind(s) of property sold (e g , real estate, (a) 2-story brick warehouse, or common stock, 200 shs MLC Co)	(b) How acquired P—Purchase D—Donation	(c) Date acquired (mo , day, yr)	(d) Date sold (mo , day, yr)
312 81 FHLMC GOLD G12255 5 5% 07/01/21		2012-04-30	2017-07-17
514 48 FHLMC GOLD G13102 4 5% 08/01/22		2013-02-08	2017-07-17
301 8 FHLMC GOLD G13888 5% 06/01/25		2013-12-13	2017-07-17
174 2 FREDDIE MAC		2009-10-19	2017-07-17
330 42 FHLMC GOLD G18222 5 5% 12/01/22		2014-04-17	2017-07-17
1158 13 FHLMC GOLD J02968 6% 07/01/21		2014-03-18	2017-07-17
395 07 FHLMC GOLD J07188 4 5% 03/01/23		2014-05-07	2017-07-17
203 55 FHLMC GOLD J10018 4 5% 01/01/21		2012-03-01	2017-07-17
277 77 FHLMC GOLD E01655 5 5% 06/01/19		2011-02-22	2017-07-17
228 43 FHLMC GOLD C90238 6% 11/01/18		2010-05-03	2017-07-17

Form 990PF Part IV - Capital Gains and Losses for Tax on Investment Income - Columns e - h

(e) Gross sales price	(f) Depreciation allowed (or allowable)	(g) Cost or other basis plus expense of sale	(h) Gain or (loss) (e) plus (f) minus (g)
313		341	-28
514		547	-33
302		321	-19
174		186	-12
330		360	-30
1,158		1,273	-115
395		422	-27
204		218	-14
278		300	-22
228		247	-19

Form 990PF Part IV - Capital Gains and Losses for Tax on Investment Income - Columns i - l

Complete only for assets showing gain in column (h) and owned by the foundation on 12/31/69			(I) Gains (Col (h) gain minus col (k), but not less than -0-) or Losses (from col (h))
(i) F M V as of 12/31/69	(j) Adjusted basis as of 12/31/69	(k) Excess of col (i) over col (j), if any	
			-28
			-33
			-19
			-12
			-30
			-115
			-27
			-14
			-22
			-19

Form 990PF Part IV - Capital Gains and Losses for Tax on Investment Income - Columns a - d			
List and describe the kind(s) of property sold (e g , real estate, (a) 2-story brick warehouse, or common stock, 200 shs MLC Co)	(b) How acquired P—Purchase D—Donation	(c) Date acquired (mo , day, yr)	(d) Date sold (mo , day, yr)
443 43 FHLMC GOLD G11880 5% 12/01/20		2013-05-28	2017-07-17
77 14 FREDDIE MAC			2017-07-17
600 52 FHLMC 4188 CL JC 1 500% 04/15/2033 DTD 04/01/2013		2017-06-09	2017-07-17
484 3 FHLMC 4395 CL PA 2 500% 04/15/2037 DTD 10/01/2014		2016-03-10	2017-07-17
106 31 FEDERAL HOME LN MTG CORP MULTICLASS			2017-07-17
161 44 GNMA 700789 6% 10/15/23		2012-08-22	2017-07-17
628 86 GNMA II SER 2003-75 CL ZA 5 5% SEP 20 2033		2017-01-30	2017-07-20
589 34 GNMA 2005-71 CL ZG 5 500% 09/20/2035 DTD 09/01/2005		2015-06-02	2017-07-20
912 62 VOLKSWAGEN AUTO LOAN 2014-1 CL A3 10/22/2018 DTD 04/30/2014		2015-11-23	2017-07-20
2198 163 NEUBERGER BER GR CHINA EQ-IS		2016-03-23	2017-07-21

Form 990PF Part IV - Capital Gains and Losses for Tax on Investment Income - Columns e - h

(e) Gross sales price	(f) Depreciation allowed (or allowable)	(g) Cost or other basis plus expense of sale	(h) Gain or (loss) (e) plus (f) minus (g)
443		474	-31
77		86	-9
601		566	35
484		483	1
106		113	-7
161		179	-18
629		688	-59
589		651	-62
913		907	6
33,368		22,289	11,079

Form 990PF Part IV - Capital Gains and Losses for Tax on Investment Income - Columns i - l

Complete only for assets showing gain in column (h) and owned by the foundation on 12/31/69			(l) Gains (Col (h) gain minus col (k), but not less than -0-) or Losses (from col (h))
(i) F M V as of 12/31/69	(j) Adjusted basis as of 12/31/69	(k) Excess of col (i) over col (j), if any	
			-31
			-9
			35
			1
			-7
			-18
			-59
			-62
			6
			11,079

Form 990PF Part IV - Capital Gains and Losses for Tax on Investment Income - Columns a - d

List and describe the kind(s) of property sold (e g , real estate, (a) 2-story brick warehouse, or common stock, 200 shs MLC Co)	(b) How acquired P—Purchase D—Donation	(c) Date acquired (mo , day, yr)	(d) Date sold (mo , day, yr)
941 46 FNMA 2011-74 CL PA 2 500% 08/25/2041 DTD 07/01/2011		2015-04-17	2017-07-25
86 02 FANNIE MAE		2009-10-30	2017-07-25
265 69 FEDERAL NATL MTG ASSN GTD REMIC PASS		2010-03-03	2017-07-25
1200 1 FANNIE MAE SER 2003-97 CL CA 5% OCT 25 2018		2015-09-01	2017-07-25
1274 22 FNMA 2005-64 CL PL 5 500% 07/25/2035 DTD 06/30/2005		2016-10-14	2017-07-25
775 96 FNMA 2010-66 CL QA 4 500% 08/25/2039 DTD 05/01/2010		2016-02-02	2017-07-25
1350 23 FNMA 2010-89 CL LD 1 750% 08/25/2020 DTD 07/01/2010		2016-06-22	2017-07-25
447 92 FNMA 2010-87 CL HD 4 000% 03/25/2025 DTD 07/01/2010		2016-10-27	2017-07-25
4 13 FNMA 725160 6 5% 04/01/18		2012-05-15	2017-07-25
181 69 FANNIE MAE		2009-10-26	2017-07-25

Form 990PF Part IV - Capital Gains and Losses for Tax on Investment Income - Columns e - h

(e) Gross sales price	(f) Depreciation allowed (or allowable)	(g) Cost or other basis plus expense of sale	(h) Gain or (loss) (e) plus (f) minus (g)
941		934	7
86		93	-7
266		280	-14
1,200		1,248	-48
1,274		1,418	-144
776		807	-31
1,350		1,355	-5
448		462	-14
4		4	
182		194	-12

Form 990PF Part IV - Capital Gains and Losses for Tax on Investment Income - Columns i - l

Complete only for assets showing gain in column (h) and owned by the foundation on 12/31/69			(l) Gains (Col (h) gain minus col (k), but not less than -0-) or Losses (from col (h))
(i) F M V as of 12/31/69	(j) Adjusted basis as of 12/31/69	(k) Excess of col (i) over col (j), if any	
			7
			-7
			-14
			-48
			-144
			-31
			-5
			-14
			-12

Form 990PF Part IV - Capital Gains and Losses for Tax on Investment Income - Columns a - d			
List and describe the kind(s) of property sold (e g , real estate, (a) 2-story brick warehouse, or common stock, 200 shs MLC Co)	(b) How acquired P—Purchase D—Donation	(c) Date acquired (mo , day, yr)	(d) Date sold (mo , day, yr)
293 99 FNMA 785246 4 5% 06/01/19		2011-08-12	2017-07-25
462 95 FNMA 852534 5% 01/01/21		2014-11-04	2017-07-25
1632 83 CALIFORNIA REPUBLIC AUTO RECEI 2015-2 CL A3 1 310% 08/15/2019		2015-11-17	2017-08-15
1757 12 CARMAX AUTO OWNER TRUST 2013-3 CL A4 1 490% 01/15/2019		2015-10-26	2017-08-15
429 4 FHLMC GOLD M30313 4% 06/01/19		2014-02-05	2017-08-15
201 56 FHLMC GOLD D97989 5 5% 03/01/23		2013-12-05	2017-08-15
410 02 FHLMC GOLD G12277 6% 08/01/21		2013-06-24	2017-08-15
272 8 FHLMC GOLD G12255 5 5% 07/01/21		2012-04-30	2017-08-15
464 39 FHLMC GOLD G13102 4 5% 08/01/22		2013-02-08	2017-08-15
239 11 FHLMC GOLD G13888 5% 06/01/25		2013-12-13	2017-08-15

Form 990PF Part IV - Capital Gains and Losses for Tax on Investment Income - Columns e - h

(e) Gross sales price	(f) Depreciation allowed (or allowable)	(g) Cost or other basis plus expense of sale	(h) Gain or (loss) (e) plus (f) minus (g)
294		315	-21
463		496	-33
1,633		1,624	9
1,757		1,766	-9
429		442	-13
202		220	-18
410		446	-36
273		297	-24
464		493	-29
239		255	-16

Form 990PF Part IV - Capital Gains and Losses for Tax on Investment Income - Columns i - l

Complete only for assets showing gain in column (h) and owned by the foundation on 12/31/69			(l) Gains (Col (h) gain minus col (k), but not less than -0-) or Losses (from col (h))
(i) F M V as of 12/31/69	(j) Adjusted basis as of 12/31/69	(k) Excess of col (i) over col (j), if any	
			-21
			-33
			9
			-9
			-13
			-18
			-36
			-24
			-29
			-16

Form 990PF Part IV - Capital Gains and Losses for Tax on Investment Income - Columns a - d			
List and describe the kind(s) of property sold (e g , real estate, (a) 2-story brick warehouse, or common stock, 200 shs MLC Co)	(b) How acquired P—Purchase D—Donation	(c) Date acquired (mo , day, yr)	(d) Date sold (mo , day, yr)
208 88 FREDDIE MAC		2009-10-19	2017-08-15
218 83 FHLMC GOLD G18222 5 5% 12/01/22		2014-04-17	2017-08-15
309 72 FHLMC GOLD J02968 6% 07/01/21		2014-03-18	2017-08-15
497 31 FHLMC GOLD J07188 4 5% 03/01/23		2014-05-07	2017-08-15
212 03 FHLMC GOLD J10018 4 5% 01/01/21		2012-03-01	2017-08-15
404 48 FHLMC GOLD E01655 5 5% 06/01/19		2011-02-22	2017-08-15
180 75 FHLMC GOLD C90238 6% 11/01/18		2010-05-03	2017-08-15
436 77 FHLMC GOLD G11880 5% 12/01/20		2013-05-28	2017-08-15
80 02 FREDDIE MAC			2017-08-15
495 14 FHLMC 4188 CL JC 1 500% 04/15/2033 DTD 04/01/2013		2017-06-09	2017-08-15

Form 990PF Part IV - Capital Gains and Losses for Tax on Investment Income - Columns e - h

(e) Gross sales price	Depreciation allowed (f) (or allowable)	Cost or other basis (g) plus expense of sale	Gain or (loss) (h) (e) plus (f) minus (g)
209		223	-14
219		238	-19
310		340	-30
497		531	-34
212		227	-15
404		436	-32
181		196	-15
437		467	-30
80		90	-10
495		467	28

Form 990PF Part IV - Capital Gains and Losses for Tax on Investment Income - Columns i - l

Complete only for assets showing gain in column (h) and owned by the foundation on 12/31/69			(I) Gains (Col (h) gain minus col (k), but not less than -0-) or Losses (from col (h))
(i) F M V as of 12/31/69	Adjusted basis (j) as of 12/31/69	Excess of col (i) (k) over col (j), if any	
			-14
			-19
			-30
			-34
			-15
			-32
			-15
			-30
			-10
			28

Form 990PF Part IV - Capital Gains and Losses for Tax on Investment Income - Columns a - d			
List and describe the kind(s) of property sold (e g , real estate, (a) 2-story brick warehouse, or common stock, 200 shs MLC Co)	(b) How acquired P—Purchase D—Donation	(c) Date acquired (mo , day, yr)	(d) Date sold (mo , day, yr)
477 64 FHLMC 4395 CL PA 2 500% 04/15/2037 DTD 10/01/2014		2016-03-10	2017-08-15
66 88 FEDERAL HOME LN MTG CORP MULTICLASS			2017-08-15
63 19 FHLMC NOV2768 CL PW 4 250% 03/15/2034 DTD 03/30/2004		2017-03-02	2017-08-15
162 22 GNMA 700789 6% 10/15/23		2012-08-22	2017-08-15
412 34 SANTANDER DRIVE AUTO RECEIVABL 2015-5 CL B 1 960% 05/15/2020		2017-02-16	2017-08-15
788 53 GNMA II SER 2003-75 CL ZA 5 5% SEP 20 2033		2017-01-30	2017-08-21
444 84 GNMA 2005-71 CL ZG 5 500% 09/20/2035 DTD 09/01/2005		2015-06-02	2017-08-21
2730 406 TRIBUTARY SMALL CO-INST PLUS		2017-01-09	2017-08-22
521 33 VOLKSWAGEN AUTO LOAN 2014-1 CL A3 10/22/2018 DTD 04/30/2014		2015-11-23	2017-08-22
401 11 FNMA 2011-74 CL PA 2 500% 08/25/2041 DTD 07/01/2011		2015-04-17	2017-08-25

Form 990PF Part IV - Capital Gains and Losses for Tax on Investment Income - Columns e - h

(e) Gross sales price	(f) Depreciation allowed (or allowable)	(g) Cost or other basis plus expense of sale	(h) Gain or (loss) (e) plus (f) minus (g)
478		476	2
67		71	-4
63		65	-2
162		180	-18
412		413	-1
789		863	-74
445		492	-47
73,912		75,250	-1,338
521		518	3
401		398	3

Form 990PF Part IV - Capital Gains and Losses for Tax on Investment Income - Columns i - l

Complete only for assets showing gain in column (h) and owned by the foundation on 12/31/69			(l) Gains (Col (h) gain minus col (k), but not less than -0-) or Losses (from col (h))
(i) F M V as of 12/31/69	(j) Adjusted basis as of 12/31/69	(k) Excess of col (i) over col (j), if any	
			2
			-4
			-2
			-18
			-1
			-74
			-47
			-1,338
			3
			3

Form 990PF Part IV - Capital Gains and Losses for Tax on Investment Income - Columns a - d			
List and describe the kind(s) of property sold (e g , real estate, (a) 2-story brick warehouse, or common stock, 200 shs MLC Co)	(b) How acquired P—Purchase D—Donation	(c) Date acquired (mo , day, yr)	(d) Date sold (mo , day, yr)
265 4 FEDERAL NATL MTG ASSN GTD REMIC PASS		2010-03-03	2017-08-25
1155 69 FANNIE MAE SER 2003-97 CL CA 5% OCT 25 2018		2015-09-01	2017-08-25
1245 19 FNMA 2005-64 CL PL 5 500% 07/25/2035 DTD 06/30/2005		2016-10-14	2017-08-25
728 97 FNMA 2010-66 CL QA 4 500% 08/25/2039 DTD 05/01/2010		2016-02-02	2017-08-25
1262 12 FNMA 2010-89 CL LD 1 750% 08/25/2020 DTD 07/01/2010		2016-06-22	2017-08-25
894 25 FNMA 2010-87 CL HD 4 000% 03/25/2025 DTD 07/01/2010		2016-10-27	2017-08-25
2 47 FNMA 725160 6 5% 04/01/18		2012-05-15	2017-08-25
182 58 FANNIE MAE		2009-10-26	2017-08-25
398 74 FNMA 785246 4 5% 06/01/19		2011-08-12	2017-08-25
371 11 FNMA 852534 5% 01/01/21		2014-11-04	2017-08-25

Form 990PF Part IV - Capital Gains and Losses for Tax on Investment Income - Columns e - h

(e) Gross sales price	(f) Depreciation allowed (or allowable)	(g) Cost or other basis plus expense of sale	(h) Gain or (loss) (e) plus (f) minus (g)
265		279	-14
1,156		1,202	-46
1,245		1,386	-141
729		758	-29
1,262		1,267	-5
894		923	-29
2		3	-1
183		194	-11
399		427	-28
371		397	-26

Form 990PF Part IV - Capital Gains and Losses for Tax on Investment Income - Columns i - l

Complete only for assets showing gain in column (h) and owned by the foundation on 12/31/69			(l) Gains (Col (h) gain minus col (k), but not less than -0-) or Losses (from col (h))
(i) F M V as of 12/31/69	(j) Adjusted basis as of 12/31/69	(k) Excess of col (i) over col (j), if any	
			-14
			-46
			-141
			-29
			-5
			-29
			-1
			-11
			-28
			-26

Form 990PF Part IV - Capital Gains and Losses for Tax on Investment Income - Columns a - d

List and describe the kind(s) of property sold (e g , real estate, (a) 2-story brick warehouse, or common stock, 200 shs MLC Co)	(b) How acquired P—Purchase D—Donation	(c) Date acquired (mo , day, yr)	(d) Date sold (mo , day, yr)
10000 NYSE EURONEXT 2% OCT 05 2017			2017-09-13
1600 46 CALIFORNIA REPUBLIC AUTO RECEI 2015-2 CL A3 1 310% 08/15/2019		2015-11-17	2017-09-15
1676 42 CARMAX AUTO OWNER TRUST 2013-3 CL A4 1 490% 01/15/2019		2015-10-26	2017-09-15
373 84 FHLMC GOLD M30313 4% 06/01/19		2014-02-05	2017-09-15
187 03 FHLMC GOLD D97989 5 5% 03/01/23		2013-12-05	2017-09-15
521 54 FHLMC GOLD G12277 6% 08/01/21		2013-06-24	2017-09-15
342 28 FHLMC GOLD G12255 5 5% 07/01/21		2012-04-30	2017-09-15
518 71 FHLMC GOLD G13102 4 5% 08/01/22		2013-02-08	2017-09-15
234 79 FHLMC GOLD G13888 5% 06/01/25		2013-12-13	2017-09-15
187 52 FREDDIE MAC		2009-10-19	2017-09-15

Form 990PF Part IV - Capital Gains and Losses for Tax on Investment Income - Columns e - h

(e) Gross sales price	(f) Depreciation allowed (or allowable)	(g) Cost or other basis plus expense of sale	(h) Gain or (loss) (e) plus (f) minus (g)
10,004		10,051	-47
1,600		1,592	8
1,676		1,685	-9
374		385	-11
187		204	-17
522		568	-46
342		373	-31
519		551	-32
235		250	-15
188		200	-12

Form 990PF Part IV - Capital Gains and Losses for Tax on Investment Income - Columns i - l

Complete only for assets showing gain in column (h) and owned by the foundation on 12/31/69			(l) Gains (Col (h) gain minus col (k), but not less than -0-) or Losses (from col (h))
(i) F M V as of 12/31/69	(j) Adjusted basis as of 12/31/69	(k) Excess of col (i) over col (j), if any	
			-47
			8
			-9
			-11
			-17
			-46
			-31
			-32
			-15
			-12

Form 990PF Part IV - Capital Gains and Losses for Tax on Investment Income - Columns a - d			
List and describe the kind(s) of property sold (e g , real estate, (a) 2-story brick warehouse, or common stock, 200 shs MLC Co)	(b) How acquired P—Purchase D—Donation	(c) Date acquired (mo , day, yr)	(d) Date sold (mo , day, yr)
580 67 FHLMC GOLD G18222 5 5% 12/01/22		2014-04-17	2017-09-15
1021 89 FHLMC GOLD J02968 6% 07/01/21		2014-03-18	2017-09-15
528 25 FHLMC GOLD J07188 4 5% 03/01/23		2014-05-07	2017-09-15
203 36 FHLMC GOLD J10018 4 5% 01/01/21		2012-03-01	2017-09-15
337 32 FHLMC GOLD E01655 5 5% 06/01/19		2011-02-22	2017-09-15
241 88 FHLMC GOLD C90238 6% 11/01/18		2010-05-03	2017-09-15
412 53 FHLMC GOLD G11880 5% 12/01/20		2013-05-28	2017-09-15
74 11 FREDDIE MAC			2017-09-15
261 19 FHLMC 4188 CL JC 1 500% 04/15/2033 DTD 04/01/2013		2017-06-09	2017-09-15
471 08 FHLMC 4395 CL PA 2 500% 04/15/2037 DTD 10/01/2014		2016-03-10	2017-09-15

Form 990PF Part IV - Capital Gains and Losses for Tax on Investment Income - Columns e - h

(e) Gross sales price	(f) Depreciation allowed (or allowable)	(g) Cost or other basis plus expense of sale	(h) Gain or (loss) (e) plus (f) minus (g)
581		632	-51
1,022		1,123	-101
528		564	-36
203		217	-14
337		364	-27
242		262	-20
413		441	-28
74		83	-9
261		246	15
471		470	1

Form 990PF Part IV - Capital Gains and Losses for Tax on Investment Income - Columns i - l

Complete only for assets showing gain in column (h) and owned by the foundation on 12/31/69			(l) Gains (Col (h) gain minus col (k), but not less than -0-) or Losses (from col (h))
(i) F M V as of 12/31/69	(j) Adjusted basis as of 12/31/69	(k) Excess of col (i) over col (j), if any	
			-51
			-101
			-36
			-14
			-27
			-20
			-28
			-9
			15
			1

Form 990PF Part IV - Capital Gains and Losses for Tax on Investment Income - Columns a - d

List and describe the kind(s) of property sold (e g , real estate, (a) 2-story brick warehouse, or common stock, 200 shs MLC Co)	(b) How acquired P—Purchase D—Donation	(c) Date acquired (mo , day, yr)	(d) Date sold (mo , day, yr)
78 29 FEDERAL HOME LN MTG CORP MULTICLASS			2017-09-15
163 1 GNMA 700789 6% 10/15/23		2012-08-22	2017-09-15
3024 91 SANTANDER DRIVE AUTO RECEIVABL 2015-5 CL B 1 960% 05/15/2020		2017-02-16	2017-09-15
7000 ROYAL BANK OF CANADA 1 2% SEP 19 2017		2012-09-12	2017-09-19
720 84 GNMA II SER 2003-75 CL ZA 5 5% SEP 20 2033		2017-01-30	2017-09-20
504 71 GNMA 2005-71 CL ZG 5 500% 09/20/2035 DTD 09/01/2005		2015-06-02	2017-09-20
10000 NUCOR CORPORATION		2012-05-03	2017-09-22
230 22 FNMA 2011-74 CL PA 2 500% 08/25/2041 DTD 07/01/2011		2015-04-17	2017-09-25
252 09 FEDERAL NATL MTG ASSN GTD REMIC PASS		2010-03-03	2017-09-25
1130 9 FANNIE MAE SER 2003-97 CL CA 5% OCT 25 2018		2015-09-01	2017-09-25

Form 990PF Part IV - Capital Gains and Losses for Tax on Investment Income - Columns e - h

(e) Gross sales price	(f) Depreciation allowed (or allowable)	(g) Cost or other basis plus expense of sale	(h) Gain or (loss) (e) plus (f) minus (g)
78		84	-6
163		181	-18
3,025		3,033	-8
7,000		6,999	1
721		789	-68
505		558	-53
10,069		12,043	-1,974
230		228	2
252		265	-13
1,131		1,176	-45

Form 990PF Part IV - Capital Gains and Losses for Tax on Investment Income - Columns i - l

Complete only for assets showing gain in column (h) and owned by the foundation on 12/31/69			(l) Gains (Col (h) gain minus col (k), but not less than -0-) or Losses (from col (h))
(i) F M V as of 12/31/69	(j) Adjusted basis as of 12/31/69	(k) Excess of col (i) over col (j), if any	
			-6
			-18
			-8
			1
			-68
			-53
			-1,974
			2
			-13
			-45

Form 990PF Part IV - Capital Gains and Losses for Tax on Investment Income - Columns a - d

List and describe the kind(s) of property sold (e g , real estate, (a) 2-story brick warehouse, or common stock, 200 shs MLC Co)	(b) How acquired P—Purchase D—Donation	(c) Date acquired (mo , day, yr)	(d) Date sold (mo , day, yr)
1216 81 FNMA 2005-64 CL PL 5 500% 07/25/2035 DTD 06/30/2005		2016-10-14	2017-09-25
1034 62 FNMA 2010-66 CL QA 4 500% 08/25/2039 DTD 05/01/2010		2016-02-02	2017-09-25
1306 33 FNMA 2010-89 CL LD 1 750% 08/25/2020 DTD 07/01/2010		2016-06-22	2017-09-25
871 05 FNMA 2010-87 CL HD 4 000% 03/25/2025 DTD 07/01/2010		2016-10-27	2017-09-25
1 42 FNMA 725160 6 5% 04/01/18		2012-05-15	2017-09-25
183 47 FANNIE MAE		2009-10-26	2017-09-25
403 85 FNMA 785246 4 5% 06/01/19		2011-08-12	2017-09-25
1177 72 FNMA 852534 5% 01/01/21		2014-11-04	2017-09-25
10000 AMERICAN EXPRESS			2017-09-27
1509 39 CALIFORNIA REPUBLIC AUTO RECEI 2015-2 CL A3 1 310% 08/15/2019		2015-11-17	2017-10-16

Form 990PF Part IV - Capital Gains and Losses for Tax on Investment Income - Columns e - h

(e) Gross sales price	Depreciation allowed (f) (or allowable)	Cost or other basis (g) plus expense of sale	Gain or (loss) (h) (e) plus (f) minus (g)
1,217		1,354	-137
1,035		1,075	-40
1,306		1,311	-5
871		899	-28
1		2	-1
183		195	-12
404		433	-29
1,178		1,261	-83
10,257		11,951	-1,694
1,509		1,501	8

Form 990PF Part IV - Capital Gains and Losses for Tax on Investment Income - Columns i - l

Complete only for assets showing gain in column (h) and owned by the foundation on 12/31/69			(I) Gains (Col (h) gain minus col (k), but not less than -0-) or Losses (from col (h))
(i) F M V as of 12/31/69	Adjusted basis (j) as of 12/31/69	Excess of col (i) (k) over col (j), if any	
			-137
			-40
			-5
			-28
			-1
			-12
			-29
			-83
			-1,694
			8

Form 990PF Part IV - Capital Gains and Losses for Tax on Investment Income - Columns a - d			
List and describe the kind(s) of property sold (e g , real estate, (a) 2-story brick warehouse, or common stock, 200 shs MLC Co)	(b) How acquired P—Purchase D—Donation	(c) Date acquired (mo , day, yr)	(d) Date sold (mo , day, yr)
6338 46 CARMAX AUTO OWNER TRUST 2013-3 CL A4 1 490% 01/15/2019		2015-10-26	2017-10-16
294 75 FHLMC GOLD M30313 4% 06/01/19		2014-02-05	2017-10-16
187 58 FHLMC GOLD D97989 5 5% 03/01/23		2013-12-05	2017-10-16
369 02 FHLMC GOLD G12277 6% 08/01/21		2013-06-24	2017-10-16
205 93 FHLMC GOLD G12255 5 5% 07/01/21		2012-04-30	2017-10-16
506 68 FHLMC GOLD G13102 4 5% 08/01/22		2013-02-08	2017-10-16
230 63 FHLMC GOLD G13888 5% 06/01/25		2013-12-13	2017-10-16
173 84 FREDDIE MAC		2009-10-19	2017-10-16
317 88 FHLMC GOLD G18222 5 5% 12/01/22		2014-04-17	2017-10-16
272 82 FHLMC GOLD J02968 6% 07/01/21		2014-03-18	2017-10-16

Form 990PF Part IV - Capital Gains and Losses for Tax on Investment Income - Columns e - h

(e) Gross sales price	Depreciation allowed (f) (or allowable)	Cost or other basis (g) plus expense of sale	Gain or (loss) (h) (e) plus (f) minus (g)
6,338		6,371	-33
295		303	-8
188		204	-16
369		402	-33
206		224	-18
507		538	-31
231		246	-15
174		186	-12
318		346	-28
273		300	-27

Form 990PF Part IV - Capital Gains and Losses for Tax on Investment Income - Columns i - l

Complete only for assets showing gain in column (h) and owned by the foundation on 12/31/69			(l) Gains (Col (h) gain minus col (k), but not less than -0-) or Losses (from col (h))
(i) F M V as of 12/31/69	Adjusted basis (j) as of 12/31/69	Excess of col (i) (k) over col (j), if any	
			-33
			-8
			-16
			-33
			-18
			-31
			-15
			-12
			-28
			-27

Form 990PF Part IV - Capital Gains and Losses for Tax on Investment Income - Columns a - d			
List and describe the kind(s) of property sold (e g , real estate, (a) 2-story brick warehouse, or common stock, 200 shs MLC Co)	(b) How acquired P—Purchase D—Donation	(c) Date acquired (mo , day, yr)	(d) Date sold (mo , day, yr)
209 14 FHLMC GOLD J07188 4 5% 03/01/23		2014-05-07	2017-10-16
187 84 FHLMC GOLD J10018 4 5% 01/01/21		2012-03-01	2017-10-16
281 41 FHLMC GOLD E01655 5 5% 06/01/19		2011-02-22	2017-10-16
201 23 FHLMC GOLD C90238 6% 11/01/18		2010-05-03	2017-10-16
382 98 FHLMC GOLD G11880 5% 12/01/20		2013-05-28	2017-10-16
74 53 FREDDIE MAC			2017-10-16
354 12 FHLMC 4188 CL JC 1 500% 04/15/2033 DTD 04/01/2013		2017-06-09	2017-10-16
464 61 FHLMC 4395 CL PA 2 500% 04/15/2037 DTD 10/01/2014		2016-03-10	2017-10-16
817 28 GNMA 700789 6% 10/15/23		2012-08-22	2017-10-16
14959 027 AQR MANAGED FUTURES STR-R6		2016-08-11	2017-10-18

Form 990PF Part IV - Capital Gains and Losses for Tax on Investment Income - Columns e - h

(e) Gross sales price	(f) Depreciation allowed (or allowable)	(g) Cost or other basis plus expense of sale	(h) Gain or (loss) (e) plus (f) minus (g)
209		223	-14
188		201	-13
281		304	-23
201		218	-17
383		409	-26
75		83	-8
354		334	20
465		463	2
817		905	-88
134,332		155,275	-20,943

Form 990PF Part IV - Capital Gains and Losses for Tax on Investment Income - Columns i - l

Complete only for assets showing gain in column (h) and owned by the foundation on 12/31/69			(l) Gains (Col (h) gain minus col (k), but not less than -0-) or Losses (from col (h))
(i) F M V as of 12/31/69	(j) Adjusted basis as of 12/31/69	(k) Excess of col (i) over col (j), if any	
			-14
			-13
			-23
			-17
			-26
			-8
			20
			2
			-88
			-20,943

Form 990PF Part IV - Capital Gains and Losses for Tax on Investment Income - Columns a - d

List and describe the kind(s) of property sold (e g , real estate, (a) 2-story brick warehouse, or common stock, 200 shs MLC Co)	(b) How acquired P—Purchase D—Donation	(c) Date acquired (mo , day, yr)	(d) Date sold (mo , day, yr)
6983 824 AQR EQUITY MARKET NEUTRAL-R6		2016-08-11	2017-10-18
9941 359 EQUINOX CAMPBELL STRATEGY-I		2016-08-11	2017-10-18
14830 439 PIMCO UNCONSTRAINED BD FD INSTL CL*		2016-08-11	2017-10-18
750 71 GNMA II SER 2003-75 CL ZA 5 5% SEP 20 2033		2017-01-30	2017-10-20
425 87 GNMA 2005-71 CL ZG 5 500% 09/20/2035 DTD 09/01/2005		2015-06-02	2017-10-20
178 SPDR TR UNIT SER 1		2014-08-29	2017-10-24
135 SPDR TR UNIT SER 1		2017-07-21	2017-10-24
409 31 FNMA 2011-74 CL PA 2 500% 08/25/2041 DTD 07/01/2011		2015-04-17	2017-10-25
218 99 FEDERAL NATL MTG ASSN GTD REMIC PASS		2010-03-03	2017-10-25
1075 96 FANNIE MAE SER 2003-97 CL CA 5% OCT 25 2018		2015-09-01	2017-10-25

Form 990PF Part IV - Capital Gains and Losses for Tax on Investment Income - Columns e - h

(e) Gross sales price	(f) Depreciation allowed (or allowable)	(g) Cost or other basis plus expense of sale	(h) Gain or (loss) (e) plus (f) minus (g)
88,974		80,803	8,171
97,624		108,858	-11,234
165,063		155,275	9,788
751		822	-71
426		471	-45
45,678		35,730	9,948
34,644		33,279	1,365
409		406	3
219		230	-11
1,076		1,119	-43

Form 990PF Part IV - Capital Gains and Losses for Tax on Investment Income - Columns i - l

Complete only for assets showing gain in column (h) and owned by the foundation on 12/31/69			(l) Gains (Col (h) gain minus col (k), but not less than -0-) or Losses (from col (h))
(i) F M V as of 12/31/69	(j) Adjusted basis as of 12/31/69	(k) Excess of col (i) over col (j), if any	
			8,171
			-11,234
			9,788
			-71
			-45
			9,948
			1,365
			3
			-11
			-43

Form 990PF Part IV - Capital Gains and Losses for Tax on Investment Income - Columns a - d

List and describe the kind(s) of property sold (e g , real estate, (a) 2-story brick warehouse, or common stock, 200 shs MLC Co)	(b) How acquired P—Purchase D—Donation	(c) Date acquired (mo , day, yr)	(d) Date sold (mo , day, yr)
1189 06 FNMA 2005-64 CL PL 5 500% 07/25/2035 DTD 06/30/2005		2016-10-14	2017-10-25
620 57 FNMA 2010-66 CL QA 4 500% 08/25/2039 DTD 05/01/2010		2016-02-02	2017-10-25
1088 55 FNMA 2010-89 CL LD 1 750% 08/25/2020 DTD 07/01/2010		2016-06-22	2017-10-25
496 09 FNMA 2010-87 CL HD 4 000% 03/25/2025 DTD 07/01/2010		2016-10-27	2017-10-25
67 FNMA 725160 6 5% 04/01/18		2012-05-15	2017-10-25
183 65 FANNIE MAE		2009-10-26	2017-10-25
284 42 FNMA 785246 4 5% 06/01/19		2011-08-12	2017-10-25
317 97 FNMA 852534 5% 01/01/21		2014-11-04	2017-10-25
7000 WELLS FARGO & COMPANY 2 100% 07/26/2021 DTD 07/25/2016		2016-09-09	2017-10-30
8000 WELLS FARGO & COMPANY 2 100% 07/26/2021 DTD 07/25/2016		2016-09-09	2017-10-30

Form 990PF Part IV - Capital Gains and Losses for Tax on Investment Income - Columns e - h

(e) Gross sales price	Depreciation allowed (f) (or allowable)	Cost or other basis (g) plus expense of sale	Gain or (loss) (h) (e) plus (f) minus (g)
1,189		1,324	-135
621		645	-24
1,089		1,093	-4
496		512	-16
1		1	
184		196	-12
284		305	-21
318		340	-22
6,925		6,995	-70
7,912		7,994	-82

Form 990PF Part IV - Capital Gains and Losses for Tax on Investment Income - Columns i - l

Complete only for assets showing gain in column (h) and owned by the foundation on 12/31/69			(I) Gains (Col (h) gain minus col (k), but not less than -0-) or Losses (from col (h))
(i) F M V as of 12/31/69	Adjusted basis (j) as of 12/31/69	Excess of col (i) (k) over col (j), if any	
			-135
			-24
			-4
			-16
			-12
			-21
			-22
			-70
			-82

Form 990PF Part IV - Capital Gains and Losses for Tax on Investment Income - Columns a - d			
List and describe the kind(s) of property sold (e g , real estate, (a) 2-story brick warehouse, or common stock, 200 shs MLC Co)	(b) How acquired P—Purchase D—Donation	(c) Date acquired (mo , day, yr)	(d) Date sold (mo , day, yr)
2540 99 SANTANDER DRIVE AUTO RECEIVABL 2015-5 CL B 1 960% 05/15/2020		2017-02-16	2017-11-02
10000 CATERPILLAR INC NOTES 7 9% DEC 15 2018		2012-06-04	2017-11-10
1580 52 CALIFORNIA REPUBLIC AUTO RECEI 2015-2 CL A3 1 310% 08/15/2019		2015-11-17	2017-11-15
378 84 FHLMC GOLD M30313 4% 06/01/19		2014-02-05	2017-11-15
843 76 FHLMC GOLD D97989 5 5% 03/01/23		2013-12-05	2017-11-15
538 55 FHLMC GOLD G12277 6% 08/01/21		2013-06-24	2017-11-15
185 39 FHLMC GOLD G12255 5 5% 07/01/21		2012-04-30	2017-11-15
398 04 FHLMC GOLD G13102 4 5% 08/01/22		2013-02-08	2017-11-15
272 01 FHLMC GOLD G13888 5% 06/01/25		2013-12-13	2017-11-15
165 91 FREDDIE MAC		2009-10-19	2017-11-15

Form 990PF Part IV - Capital Gains and Losses for Tax on Investment Income - Columns e - h

(e) Gross sales price	(f) Depreciation allowed (or allowable)	(g) Cost or other basis plus expense of sale	(h) Gain or (loss) (e) plus (f) minus (g)
2,541		2,548	-7
10,643		13,530	-2,887
1,581		1,572	9
379		390	-11
844		919	-75
539		586	-47
185		202	-17
398		423	-25
272		290	-18
166		177	-11

Form 990PF Part IV - Capital Gains and Losses for Tax on Investment Income - Columns i - l

Complete only for assets showing gain in column (h) and owned by the foundation on 12/31/69			(l) Gains (Col (h) gain minus col (k), but not less than -0-) or Losses (from col (h))
(i) F M V as of 12/31/69	(j) Adjusted basis as of 12/31/69	(k) Excess of col (i) over col (j), if any	
			-7
			-2,887
			9
			-11
			-75
			-47
			-17
			-25
			-18
			-11

Form 990PF Part IV - Capital Gains and Losses for Tax on Investment Income - Columns a - d			
List and describe the kind(s) of property sold (e g , real estate, (a) 2-story brick warehouse, or common stock, 200 shs MLC Co)	(b) How acquired P—Purchase D—Donation	(c) Date acquired (mo , day, yr)	(d) Date sold (mo , day, yr)
426 34 FHLMC GOLD G18222 5 5% 12/01/22		2014-04-17	2017-11-15
282 77 FHLMC GOLD J02968 6% 07/01/21		2014-03-18	2017-11-15
210 1 FHLMC GOLD J07188 4 5% 03/01/23		2014-05-07	2017-11-15
339 96 FHLMC GOLD J10018 4 5% 01/01/21		2012-03-01	2017-11-15
321 25 FHLMC GOLD E01655 5 5% 06/01/19		2011-02-22	2017-11-15
182 73 FHLMC GOLD C90238 6% 11/01/18		2010-05-03	2017-11-15
408 09 FHLMC GOLD G11880 5% 12/01/20		2013-05-28	2017-11-15
74 11 FREDDIE MAC			2017-11-15
530 26 FHLMC 4188 CL JC 1 500% 04/15/2033 DTD 04/01/2013		2017-06-09	2017-11-15
380 72 FHLMC 4395 CL PA 2 500% 04/15/2037 DTD 10/01/2014		2016-03-10	2017-11-15

Form 990PF Part IV - Capital Gains and Losses for Tax on Investment Income - Columns e - h

(e) Gross sales price	(f) Depreciation allowed (or allowable)	(g) Cost or other basis plus expense of sale	(h) Gain or (loss) (e) plus (f) minus (g)
426		464	-38
283		311	-28
210		224	-14
340		363	-23
321		347	-26
183		198	-15
408		436	-28
74		83	-9
530		500	30
381		380	1

Form 990PF Part IV - Capital Gains and Losses for Tax on Investment Income - Columns i - l

Complete only for assets showing gain in column (h) and owned by the foundation on 12/31/69			(l) Gains (Col (h) gain minus col (k), but not less than -0-) or Losses (from col (h))
(i) F M V as of 12/31/69	(j) Adjusted basis as of 12/31/69	(k) Excess of col (i) over col (j), if any	
			-38
			-28
			-14
			-23
			-26
			-15
			-28
			-9
			30
			1

Form 990PF Part IV - Capital Gains and Losses for Tax on Investment Income - Columns a - d			
List and describe the kind(s) of property sold (e g , real estate, (a) 2-story brick warehouse, or common stock, 200 shs MLC Co)	(b) How acquired P—Purchase D—Donation	(c) Date acquired (mo , day, yr)	(d) Date sold (mo , day, yr)
157 11 GNMA 700789 6% 10/15/23		2012-08-22	2017-11-15
2599 44 SANTANDER DRIVE AUTO RECEIVABL 2015-5 CL B 1 960% 05/15/2020		2017-02-16	2017-11-15
3573 XTRACKERS MSCI EUROPE HEDGED EQUITY ETF			2017-11-17
10334 216 JPM REALTY INC FD - R6			2017-11-17
740 69 GNMA II SER 2003-75 CL ZA 5 5% SEP 20 2033		2017-01-30	2017-11-20
368 15 GNMA 2005-71 CL ZG 5 500% 09/20/2035 DTD 09/01/2005		2015-06-02	2017-11-20
291 85 FNMA 2011-74 CL PA 2 500% 08/25/2041 DTD 07/01/2011		2015-04-17	2017-11-27
172 6 FEDERAL NATL MTG ASSN GTD REMIC PASS		2010-03-03	2017-11-27
1008 86 FANNIE MAE SER 2003-97 CL CA 5% OCT 25 2018		2015-09-01	2017-11-27
1161 93 FNMA 2005-64 CL PL 5 500% 07/25/2035 DTD 06/30/2005		2016-10-14	2017-11-27

Form 990PF Part IV - Capital Gains and Losses for Tax on Investment Income - Columns e - h

(e) Gross sales price	(f) Depreciation allowed (or allowable)	(g) Cost or other basis plus expense of sale	(h) Gain or (loss) (e) plus (f) minus (g)
157		174	-17
2,599		2,606	-7
100,998		91,341	9,657
139,202		148,339	-9,137
741		811	-70
368		407	-39
292		290	2
173		182	-9
1,009		1,049	-40
1,162		1,293	-131

Form 990PF Part IV - Capital Gains and Losses for Tax on Investment Income - Columns i - l

Complete only for assets showing gain in column (h) and owned by the foundation on 12/31/69			(l) Gains (Col (h) gain minus col (k), but not less than -0-) or Losses (from col (h))
(i) F M V as of 12/31/69	(j) Adjusted basis as of 12/31/69	(k) Excess of col (i) over col (j), if any	
			-17
			-7
			9,657
			-9,137
			-70
			-39
			2
			-9
			-40
			-131

Form 990PF Part IV - Capital Gains and Losses for Tax on Investment Income - Columns a - d			
List and describe the kind(s) of property sold (e g , real estate, (a) 2-story brick warehouse, or common stock, 200 shs MLC Co)	(b) How acquired P—Purchase D—Donation	(c) Date acquired (mo , day, yr)	(d) Date sold (mo , day, yr)
1444 98 FNMA 2010-66 CL QA 4 500% 08/25/2039 DTD 05/01/2010		2016-02-02	2017-11-27
1113 06 FNMA 2010-89 CL LD 1 750% 08/25/2020 DTD 07/01/2010		2016-06-22	2017-11-27
779 56 FNMA 2010-87 CL HD 4 000% 03/25/2025 DTD 07/01/2010		2016-10-27	2017-11-27
04 FNMA 725160 6 5% 04/01/18		2012-05-15	2017-11-27
185 77 FANNIE MAE		2009-10-26	2017-11-27
296 04 FNMA 785246 4 5% 06/01/19		2011-08-12	2017-11-27
318 14 FNMA 852534 5% 01/01/21		2014-11-04	2017-11-27
2344 323 CAUSEWAY INTERNATIONAL VALUE FUND			2017-11-30
2765 523 MFS INTL VALUE-R6			2017-11-30
2849 SPDR TR UNIT SER 1			2017-12-07

Form 990PF Part IV - Capital Gains and Losses for Tax on Investment Income - Columns e - h

(e) Gross sales price	(f) Depreciation allowed (or allowable)	(g) Cost or other basis plus expense of sale	(h) Gain or (loss) (e) plus (f) minus (g)
1,445		1,502	-57
1,113		1,117	-4
780		804	-24
186		198	-12
296		317	-21
318		341	-23
40,533		37,908	2,625
121,600		85,327	36,273
752,806		485,716	267,090

Form 990PF Part IV - Capital Gains and Losses for Tax on Investment Income - Columns i - l

Complete only for assets showing gain in column (h) and owned by the foundation on 12/31/69			(l) Gains (Col (h) gain minus col (k), but not less than -0-) or Losses (from col (h))
(i) F M V as of 12/31/69	(j) Adjusted basis as of 12/31/69	(k) Excess of col (i) over col (j), if any	
			-57
			-4
			-24
			-12
			-21
			-23
			2,625
			36,273
			267,090

Form 990PF Part IV - Capital Gains and Losses for Tax on Investment Income - Columns a - d

List and describe the kind(s) of property sold (e g , real estate, (a) 2-story brick warehouse, or common stock, 200 shs MLC Co)	(b) How acquired P—Purchase D—Donation	(c) Date acquired (mo , day, yr)	(d) Date sold (mo , day, yr)
10000 BANK OF AMERICA CORP		2013-04-09	2017-12-12
804 01 CALIFORNIA REPUBLIC AUTO RECEI 2015-2 CL A3 1 310% 08/15/2019		2015-11-17	2017-12-15
408 41 FHLMC GOLD M30313 4% 06/01/19		2014-02-05	2017-12-15
171 15 FHLMC GOLD D97989 5 5% 03/01/23		2013-12-05	2017-12-15
261 43 FHLMC GOLD G12277 6% 08/01/21		2013-06-24	2017-12-15
631 61 FHLMC GOLD G12255 5 5% 07/01/21		2012-04-30	2017-12-15
409 91 FHLMC GOLD G13102 4 5% 08/01/22		2013-02-08	2017-12-15
273 25 FHLMC GOLD G13888 5% 06/01/25		2013-12-13	2017-12-15
149 51 FREDDIE MAC		2009-10-19	2017-12-15
335 84 FHLMC GOLD G18222 5 5% 12/01/22		2014-04-17	2017-12-15

Form 990PF Part IV - Capital Gains and Losses for Tax on Investment Income - Columns e - h

(e) Gross sales price	(f) Depreciation allowed (or allowable)	(g) Cost or other basis plus expense of sale	(h) Gain or (loss) (e) plus (f) minus (g)
10,812		12,830	-2,018
804		800	4
408		420	-12
171		186	-15
261		285	-24
632		688	-56
410		436	-26
273		291	-18
150		160	-10
336		365	-29

Form 990PF Part IV - Capital Gains and Losses for Tax on Investment Income - Columns i - l

Complete only for assets showing gain in column (h) and owned by the foundation on 12/31/69			(l) Gains (Col (h) gain minus col (k), but not less than -0-) or Losses (from col (h))
(i) F M V as of 12/31/69	(j) Adjusted basis as of 12/31/69	(k) Excess of col (i) over col (j), if any	
			-2,018
			4
			-12
			-15
			-24
			-56
			-26
			-18
			-10
			-29

Form 990PF Part IV - Capital Gains and Losses for Tax on Investment Income - Columns a - d

List and describe the kind(s) of property sold (e g , real estate, (a) 2-story brick warehouse, or common stock, 200 shs MLC Co)	(b) How acquired P—Purchase D—Donation	(c) Date acquired (mo , day, yr)	(d) Date sold (mo , day, yr)
285 61 FHLMC GOLD J02968 6% 07/01/21		2014-03-18	2017-12-15
204 46 FHLMC GOLD J07188 4 5% 03/01/23		2014-05-07	2017-12-15
178 32 FHLMC GOLD J10018 4 5% 01/01/21		2012-03-01	2017-12-15
389 63 FHLMC GOLD E01655 5 5% 06/01/19		2011-02-22	2017-12-15
271 78 FHLMC GOLD C90238 6% 11/01/18		2010-05-03	2017-12-15
389 98 FHLMC GOLD G11880 5% 12/01/20		2013-05-28	2017-12-15
75 76 FREDDIE MAC			2017-12-15
435 18 FHLMC 4188 CL JC 1 500% 04/15/2033 DTD 04/01/2013		2017-06-09	2017-12-15
400 36 FHLMC 4395 CL PA 2 500% 04/15/2037 DTD 10/01/2014		2016-03-10	2017-12-15
157 96 GNMA 700789 6% 10/15/23		2012-08-22	2017-12-15

Form 990PF Part IV - Capital Gains and Losses for Tax on Investment Income - Columns e - h

(e) Gross sales price	(f) Depreciation allowed (or allowable)	(g) Cost or other basis plus expense of sale	(h) Gain or (loss) (e) plus (f) minus (g)
286		314	-28
204		218	-14
178		191	-13
390		420	-30
272		294	-22
390		417	-27
76		85	-9
435		410	25
400		399	1
158		175	-17

Form 990PF Part IV - Capital Gains and Losses for Tax on Investment Income - Columns i - l

Complete only for assets showing gain in column (h) and owned by the foundation on 12/31/69			(l) Gains (Col (h) gain minus col (k), but not less than -0-) or Losses (from col (h))
(i) F M V as of 12/31/69	(j) Adjusted basis as of 12/31/69	(k) Excess of col (i) over col (j), if any	
			-28
			-14
			-13
			-30
			-22
			-27
			-9
			25
			1
			-17

Form 990PF Part IV - Capital Gains and Losses for Tax on Investment Income - Columns a - d

List and describe the kind(s) of property sold (e g , real estate, (a) 2-story brick warehouse, or common stock, 200 shs MLC Co)	(b) How acquired P—Purchase D—Donation	(c) Date acquired (mo , day, yr)	(d) Date sold (mo , day, yr)
2522 65 SANTANDER DRIVE AUTO RECEIVABL 2015-5 CL B 1 960% 05/15/2020		2017-02-16	2017-12-15
583 49 GNMA II SER 2003-75 CL ZA 5 5% SEP 20 2033		2017-01-30	2017-12-20
366 15 GNMA 2005-71 CL ZG 5 500% 09/20/2035 DTD 09/01/2005		2015-06-02	2017-12-20
406 9 FNMA 2011-74 CL PA 2 500% 08/25/2041 DTD 07/01/2011		2015-04-17	2017-12-26
61 54 FEDERAL NATL MTG ASSN GTD REMIC PASS		2010-03-03	2017-12-26
997 91 FANNIE MAE SER 2003-97 CL CA 5% OCT 25 2018		2015-09-01	2017-12-26
1135 41 FNMA 2005-64 CL PL 5 500% 07/25/2035 DTD 06/30/2005		2016-10-14	2017-12-26
1110 31 FNMA 2010-66 CL QA 4 500% 08/25/2039 DTD 05/01/2010		2016-02-02	2017-12-26
1195 29 FNMA 2010-89 CL LD 1 750% 08/25/2020 DTD 07/01/2010		2016-06-22	2017-12-26
675 48 FNMA 2010-87 CL HD 4 000% 03/25/2025 DTD 07/01/2010		2016-10-27	2017-12-26

Form 990PF Part IV - Capital Gains and Losses for Tax on Investment Income - Columns e - h

(e) Gross sales price	(f) Depreciation allowed (or allowable)	(g) Cost or other basis plus expense of sale	(h) Gain or (loss) (e) plus (f) minus (g)
2,523		2,529	-6
583		639	-56
366		405	-39
407		404	3
62		65	-3
998		1,038	-40
1,135		1,264	-129
1,110		1,154	-44
1,195		1,200	-5
675		697	-22

Form 990PF Part IV - Capital Gains and Losses for Tax on Investment Income - Columns i - l

Complete only for assets showing gain in column (h) and owned by the foundation on 12/31/69			(l) Gains (Col (h) gain minus col (k), but not less than -0-) or Losses (from col (h))
(i) F M V as of 12/31/69	(j) Adjusted basis as of 12/31/69	(k) Excess of col (i) over col (j), if any	
			-6
			-56
			-39
			3
			-3
			-40
			-129
			-44
			-5
			-22

Form 990PF Part IV - Capital Gains and Losses for Tax on Investment Income - Columns a - d

List and describe the kind(s) of property sold (e g , real estate, (a) 2-story brick warehouse, or common stock, 200 shs MLC Co)	(b) How acquired P—Purchase D—Donation	(c) Date acquired (mo , day, yr)	(d) Date sold (mo , day, yr)
05 FNMA 725160 6 5% 04/01/18		2012-05-15	2017-12-26
192 51 FANNIE MAE		2009-10-26	2017-12-26
310 33 FNMA 785246 4 5% 06/01/19		2011-08-12	2017-12-26
320 5 FNMA 852534 5% 01/01/21		2014-11-04	2017-12-26
1332 56 AMERICREDIT AUTOMOBILE RECEIVABLES TRUST 13-3 CL D 3 000% 07/0		2017-02-16	2017-12-29
CAPITAL GAIN DIVIDENDS	P		


Form 990PF Part IV - Capital Gains and Losses for Tax on Investment Income - Columns e - h

(e) Gross sales price	(f) Depreciation allowed (or allowable)	(g) Cost or other basis plus expense of sale	(h) Gain or (loss) (e) plus (f) minus (g)
193		205	-12
310		333	-23
321		343	-22
1,333		1,346	-13
			145,685

Form 990PF Part IV - Capital Gains and Losses for Tax on Investment Income - Columns i - l

Complete only for assets showing gain in column (h) and owned by the foundation on 12/31/69			(I) Gains (Col (h) gain minus col (k), but not less than -0-) or Losses (from col (h))
(i) F M V as of 12/31/69	(j) Adjusted basis as of 12/31/69	(k) Excess of col (i) over col (j), if any	
			-12
			-23
			-22
			-13

Form 990PF Part XV Line 3 - Grants and Contributions Paid During the Year or Approved for Future Payment				
Recipient	If recipient is an individual, show any relationship to any foundation manager or substantial contributor	Foundation status of recipient	Purpose of grant or contribution	Amount
Name and address (home or business)				
a <i>Paid during the year</i>				
MASTERKEY MINISTRIES OF GRAYSON COUNTY 209 S FM 1417 Sherman, TX 75092	NONE	PC	GENERAL	7,500
Four Rivers Outreach Inc 210 S RUSK ST 2 Sherman, TX 75090	NONE	PC	GENERAL	11,145
THE CHILD AND FAMILY GUIDANCE 9650 ZELZAH AVENUE Northridge, CA 91325	NONE	PC	GENERAL	15,000
Total ► 3a				370,395

Form 990PF Part XV Line 3 - Grants and Contributions Paid During the Year or Approved for Future Payment				
Recipient	If recipient is an individual, show any relationship to any foundation manager or substantial contributor	Foundation status of recipient	Purpose of grant or contribution	Amount
Name and address (home or business)				
a Paid during the year				
HARDING UNIVERSITY 915 E MARKET AVE Searcy, AZ 72149	NONE	PC	GENERAL	2,000
University of Texas at AustinAUSTIN Austin, TX 78712	NONE	PC	GENERAL	1,000
Abilene Christian University 1600 CAMPUS CT Abilene, TX 79601	NONE	PC	GENERAL	1,000
Total 				370,395
3a				

Form 990PF Part XV Line 3 - Grants and Contributions Paid During the Year or Approved for Future Payment				
Recipient	If recipient is an individual, show any relationship to any foundation manager or substantial contributor	Foundation status of recipient	Purpose of grant or contribution	Amount
Name and address (home or business)				
a <i>Paid during the year</i>				
VOLUNTEER SERVICES COUNCIL OF MHMR SERVICES OF TEXOMA 510 S MIRICK AVE Denison, TX 75020	NONE	PC	GENERAL	8,000
GIRL SCOUTS OF NORTHEAST TEXAS 6001 SUMMERSIDE DR Dallas, TX 75252	NONE	PC	GENERAL	7,500
AUSTIN COLLEGE900 N GRAND AVE Sherman, TX 75090	NONE	PC	GENERAL	31,000
Total ▶ 3a				370,395

Form 990PF Part XV Line 3 - Grants and Contributions Paid During the Year or Approved for Future Payment				
Recipient	If recipient is an individual, show any relationship to any foundation manager or substantial contributor	Foundation status of recipient	Purpose of grant or contribution	Amount
Name and address (home or business)				
a <i>Paid during the year</i>				
UNIVERSITY OF TEXAS AT ARLINGTON 701 S NEDDERMAN DR Arlington, TX 76019	NONE	PC	GENERAL	4,000
TEXAS STATE UNIVERSITY 601 UNIVERSITY DR San Marcos, TX 78666	NONE	PC	GENERAL	2,000
SHERMAN SYMPHONY ORCHESTRA 400 N ELM Sherman, TX 75090	NONE	PC	GENERAL	15,000
Total ▶ 3a				370,395


Form 990PF Part XV Line 3 - Grants and Contributions Paid During the Year or Approved for Future Payment				
Recipient	If recipient is an individual, show any relationship to any foundation manager or substantial contributor	Foundation status of recipient	Purpose of grant or contribution	Amount
Name and address (home or business)				
a <i>Paid during the year</i>				
DENISON INDEPENDENT SCHOOL DISTRICT 1201 S RUSK DENISON, TX 75020	NONE	PC	GENERAL	42,000
DENISON PERFORMING ARTS PO BOX 1035 DENISON, TX 75021	NONE	PC	GENERAL	4,250
SHERMAN COMMUNITY PLAYERS 500 N ELM ST SHERMAN, TX 75090	NONE	PC	GENERAL	5,000
Total 3a				370,395

Form 990PF Part XV Line 3 - Grants and Contributions Paid During the Year or Approved for Future Payment				
Recipient	If recipient is an individual, show any relationship to any foundation manager or substantial contributor	Foundation status of recipient	Purpose of grant or contribution	Amount
Name and address (home or business)				
a <i>Paid during the year</i>				
DENISON PUBLIC LIBRARY 300 W GANDY ST DENISON, TX 75020	NONE	PC	GENERAL	110,000
DENISON HELPING HANDS 418 W CHESTNUT ST DENISON, TX 75020	NONE	PC	GENERAL	10,000
TEXAS TECH UNIVERSITY 2500 BROADWAY LUBBOCK, TX 79409	NONE	PC	GENERAL	1,000
Total ▶ 3a				370,395

Form 990PF Part XV Line 3 - Grants and Contributions Paid During the Year or Approved for Future Payment				
Recipient	If recipient is an individual, show any relationship to any foundation manager or substantial contributor	Foundation status of recipient	Purpose of grant or contribution	Amount
Name and address (home or business)				
a Paid during the year				
TEXAS A&M UNIVERSITY RUDDER TOWER 401 JOE ROUTT BLVD COLLEGE STATION, TX 77843	NONE	PC	GENERAL	2,000
UNIVERSITY OF TEXAS AT DALLAS 800 W CAMPBELL RD RICHARDSON, TX 75080	NONE	PC	GENERAL	3,000
UNIVERSITY OF NORTH TEXAS 1155 UNION CIRCLE 311277 DENTON, TX 76203	NONE	PC	GENERAL	6,000
Total ▶ 3a				370,395

Form 990PF Part XV Line 3 - Grants and Contributions Paid During the Year or Approved for Future Payment				
Recipient	If recipient is an individual, show any relationship to any foundation manager or substantial contributor	Foundation status of recipient	Purpose of grant or contribution	Amount
Name and address (home or business)				
a <i>Paid during the year</i>				
CHILDRENS CHORUS OF GREATER NORTH TEXAS 400 N SAINT PAUL ST STE 510 DALLAS, TX 75201	NONE	PC	GENERAL	2,000
DENISON MAIN STREET INC415 W MAIN DENISON, TX 75021	NONE	PC	GENERAL	10,000
DENISON SISTER CITIES 911 S FAIRBANKS DENISON, TX 75020	NONE	PC	GENERAL	20,000
Total ▶ 3a				370,395

Form 990PF Part XV Line 3 - Grants and Contributions Paid During the Year or Approved for Future Payment

Recipient	If recipient is an individual, show any relationship to any foundation manager or substantial contributor	Foundation status of recipient	Purpose of grant or contribution	Amount
Name and address (home or business)				
a <i>Paid during the year</i>				
GRAYSON COUNTY COLLEGE 6101 GRAYSON DR DENISON, TX 75020	NONE	PC	GENERAL	50,000
Total 				370,395
3a				

TY 2017 Investments Corporate Bonds Schedule**Name:** W B MUNSON FOUNDATION XXXXX5008**EIN:** 75-6015068**Investments Corporate Bonds Schedule**

Name of Bond	End of Year Book Value	End of Year Fair Market Value
00206RAR3 AT&T INC NOTES 5.8%	11,532	10,377
00440EAM9 ACE INA HOLDINGS 5.9	11,353	10,531
02005AEK0 ALLY MASTER OWNER TR		
023135AL0 AMAZON.COM INC 2.600	2,994	3,030
025816AY5 AMERICAN EXPRESS SR		
02665WAH4 AMERICAN HONDA FINAN	4,991	5,007
055451AH1 BHP BILLITON FIN USA		
05565QBP2 BP CAPITAL MARKETS P	11,076	10,580
05574LPT9 BNP PARIBAS MTN 2.70	4,991	5,022
06051GDZ9 BANK OF AMERICA CORP		
06051GEH8 BANK OF AMERICA CORP	16,718	16,166
06406HCR8 BANK OF NEW YORK MEL	10,087	10,028
07388QAE9 BEAR STEARNS COMMERC		
09247XAC5 BLACKROCK INC 6 1/4%		
13056MAC1 CALIFORNIA REPUBLIC		
13975HAC0 CAPITAL AUTO RECEIVA		
14313NAD4 CARMAX AUTO OWNER TR		
149123BQ3 CATERPILLAR INC NOTE		
17275RAH5 CISCO SYSTEMS INC NO	11,065	10,457
172967HU8 CITIGROUP INC 2.500%	13,138	13,039

Investments Corporate Bonds Schedule

Name of Bond	End of Year Book Value	End of Year Fair Market Value
25152CMN3 DEUTSCHE BANK AG LON		
25152RYD9 DEUTSCHE BANK AG 1.8		
25245BAB3 DIAGEO INVESTMENT CO	9,997	10,149
26884ABA0 ERP OPERATING LP 3.0	5,139	5,058
31282CK22 FHLMC GOLD M30313 4%	3,996	3,907
3128E42W1 FHLMC GOLD D97989 5.	11,778	11,811
3128M1M22 FHLMC GOLD G12277 6%	9,406	8,998
3128M1MC0 FHLMC GOLD G12255 5.	7,068	6,720
3128MBU39 FHLMC GOLD G13102 4.	9,926	9,555
3128MCRH0 FHLMC GOLD G13888 5%	8,809	8,684
3128MMAG8 FHLMC GOLD G18006 5.	2,378	2,271
3128MMG80 FHLMC GOLD G18222 5.	12,265	11,836
3128PEJM1 FHLMC GOLD J02968 6%	11,091	10,402
3128PJ6Z5 FHLMC GOLD J07188 4.	11,811	11,596
3128PPAT0 FHLMC GOLD J10018 4.	2,300	2,183
31294KZU2 FHLMC GOLD E01655 5.	3,990	3,762
31335HHP1 FHLMC GOLD C90238 6%	1,260	1,301
31336WCQ0 FHLMC GOLD G11880 5%	8,773	8,458
31344XNT0 FREDDIE MAC 7% APR 0		
31345CP48 FREDDIE MAC 8.500% S		

Investments Corporate Bonds Schedule

Name of Bond	End of Year Book Value	End of Year Fair Market Value
31347WFG6 FREDDIE MAC 8.5% OCT	1,048	940
31347GW0 FREDDIE MAC 8.500% O		
3136A0JK4 FNMA 2011-74 CL PA 2	27,829	27,381
3137BEWK6 FHLMC 4395 CL PA 2.5	18,632	18,579
3137EADP1 FHLMC 0.875% 03/07/2	67,868	69,942
31390LV29 FNMA 649633 6.5% 08/		
31392GVG7 FEDERAL NATL MTG ASS		
31392ULK8 FEDERAL HOME LN MTG		
31393TMB9 FANNIE MAE SER 2003-	3,774	3,640
31394EFT0 FNMA 2005-64 CL PL 5	52,043	50,950
31398RFJ9 FNMA 2010-66 CL QA 4	12,437	12,174
31398TPC9 FNMA 2010-89 CL LD 1	17,784	17,648
31398TZS3 FNMA 2010-87 CL HD 4	18,208	17,840
31402CTR3 FNMA 725160 6.5% 04/		
31404ADW1 FNMA 762517 5.5% 11/	1,392	1,313
31405CL31 FNMA 785246 4.5% 06/	4,626	4,389
31408JEF4 FNMA 852534 5% 01/01	10,008	9,596
343412AB8 FLUOR CORP (NEW) 3 3	5,226	5,111
36296TRJ4 GNMA 700789 6% 10/15	14,396	13,672
369550AR9 GENERAL DYNAMICS COR	5,360	5,248

Investments Corporate Bonds Schedule

Name of Bond	End of Year Book Value	End of Year Fair Market Value
375558BC6 GILEAD SCIENCES INC	5,206	5,145
38148LAA4 GOLDMAN SACHS GROUP	5,989	6,008
38374L4S7 GNMA 2005-71 CL ZG 5	29,539	29,396
44890LAD6 HYUNDAI AUTO RECEIVA		
458140AQ3 INTEL CORP 2.450% 07	3,996	4,043
539830AT6 LOCKHEED MARTIN CORP	11,285	10,379
59156RAT5 METLIFE INC NOTES 7.	12,850	10,624
61761JB32 MORGAN STANLEY 2.800	10,003	10,090
629491AB7 NYSE EURONEXT 2% OCT		
637432LR4 NATIONAL RURAL UTIL	14,669	10,683
670346AG0 NUCOR CORPORATION NO		
693476BL6 PNC FUNDING CORP 4 3	11,023	10,507
74432QBM6 PRUDENTIAL FINANCIAL	11,477	10,707
767201AH9 RIO TINTO FIN USA LT		
78011DAC8 ROYAL BANK OF CANADA		
80283YAE5 SANTANDER DRIVE AUTO		
828807CD7 SIMON PROPERTY GROUP		
86722TAA0 SUNCOR ENERGY INC 6.		
87236YAA6 TD AMERITRADE HOLDIN	11,975	10,614
88166JAA1 TEVA PHARM FIN IV BV	5,290	4,756

Investments Corporate Bonds Schedule

Name of Bond	End of Year Book Value	End of Year Fair Market Value
89114QBG2 TORONTO-DOMINION BAN	5,990	5,942
89236TBB0 TOYOTA MOTOR CREDIT	10,042	10,023
89417EAF6 TRAVELLERS COS INC S	11,685	10,500
912810EL8 US TREAS 8% 11/15/21	147,399	134,008
912828KQ2 US TREAS 3.125% 05/1	85,797	81,363
912828LY4 US TREAS 3.375% 11/1	108,500	102,738
912828ND8 US TREAS 3.5% 05/15/	81,304	77,733
912828NT3 US TREAS 2.625% 08/1	68,623	66,128
912828PC8 US TREAS 2.625% 11/1	94,098	91,616
912828QN3 US TREAS 3.125% 05/1	129,972	124,153
912828SH4 US TREAS 1.375% 02/2	30,069	29,836
92867RAC3 VOLKSWAGEN AUTO LOAN		
949746SA0 WELLS FARGO & COMPAN		
961214CY7 WESTPAC BANKING CORP	6,999	6,927
001055AL6 AFLAC INC 3.625% 06/	5,213	5,192
00287YAP4 ABBVIE INC 3.200% 11	10,146	10,153
025816BM0 AMERICAN EXPRESS CO	9,992	9,878
03065BAF8 AMERICREDIT AUTOMOB	18,860	18,686
03065JAF1 AMERICREDIT AUTOMOB	25,180	25,079
037833DC1 APPLE INC 2.100% 09/	5,000	4,905

Investments Corporate Bonds Schedule

Name of Bond	End of Year Book Value	End of Year Fair Market Value
057224BC0 BAKER HUGHES INC 3.2	5,152	5,106
06051GGQ6 BANK OF AMERICA CORP	10,006	9,979
09062XAC7 BIOGEN INC 2.900% 09	5,105	5,068
10112RAS3 BOSTON PROPERTIES LP	5,276	5,225
13057BAD2 CALIFORNIA REPUBLIC	25,141	25,010
14040HBL8 CAPITAL ONE FINANCIA	5,014	5,034
25152R5F6 DEUTSCHE BANK AG 3.3	5,025	5,046
3133T1XR8 FHLMC-GNMA 21 CL L 6	68,385	68,837
3137B1E40 FHLMC 4188 CL JC 1.5	26,202	26,245
3137GAUA3 FHLMC NOV3737 CL GB	36,040	36,162
31394TAG0 FHLMC NOV2768 CL PW	48,256	49,712
316773CT5 FIFTH THIRD BANCORP	5,099	5,053
38141GGS7 GOLDMAN SACHS GROUP	5,640	5,544
38374CBC4 GNMA II SER 2003-75	42,679	42,787
404280AN9 HSBC HOLDINGS PLC 4%	10,508	10,444
446150AJ3 HUNTINGTON BANCSHARE	5,056	5,078
46132FAB6 INVESCO FINANCE PLC	5,338	5,271
49326EED1 KEYCORP MTN 5.1% MAR	5,480	5,388
65477XAE4 NISSAN AUTO LEASE TR	24,965	24,890
670346AL9 NUCOR CORP 4 1/8% SE	10,713	10,610

Investments Corporate Bonds Schedule

Name of Bond	End of Year Book Value	End of Year Fair Market Value
68389XAP0 ORACLE CORP 2.500% 1	9,966	9,985
686330AH4 ORIX CORP 2.900% 07/	5,049	4,982
693506BH9 PPG INDUSTRIES INC 2	5,042	5,000
80281LAD7 SANTANDER UK GROUP H	5,036	5,047
80284QAE1 SANTANDER DRIVE AUTO	8,923	8,900
845437BM3 SOUTHWESTERN ELEC PO	5,160	5,133
86562MAQ3 SUMITOMO MITSUI FINL	5,013	4,971
867914BM4 SUNTRUST BANKS INC 2	4,996	4,999
89152UAF9 TOTAL CAPITAL SA 4 1	5,333	5,264
89352HAK5 TRANS-CANADA PIPELIN	10,405	10,447
912828N30 US TREAS 2.125% 12/3	61,259	59,742
913017AR0 UNITED TECHNOLOGIES	11,367	11,173
92343VDQ4 VERIZON COMMUNICATIO	5,038	5,030
94973VBA4 WELLPOINT INC 3.3% J	10,146	10,145
949746SK8 WELLS FARGO & COMPAN	15,224	15,111
981464CW8 WORLD FINANCIAL NETW	20,352	20,244

TY 2017 Investments Corporate Stock Schedule

Name: W B MUNSON FOUNDATION XXXXX5008

EIN: 75-6015068

Name of Stock	End of Year Book Value	End of Year Fair Market Value
233051507 XTRACKERS MSCI JAPAN	192,667	250,960
233051853 XTRACKERS MSCI EUROP	144,087	160,914
464287507 ISHARES CORE S&P MID	33,565	93,941
464287655 ISHARES RUSSELL 2000		
464288182 ISHARES MSCI ALL COU	109,749	157,594
577130750 MATTHEWS ASIA DIVIDE	142,972	183,319
701769408 PARNASSUS CORE EQUIT	351,866	387,068
922042858 VANGUARD FTSE EMERGI	149,816	205,172
05528X604 BBH CORE SELECT FD-N	161,654	210,279
14949P208 CAUSEWAY INTERNATL V	263,811	293,407
41013P608 JOHN HANCOCK L/C EQU		
46429B598 ISHARES MSCI INDIA E	166,411	199,106
55273E822 MFS INTL VALUE-I		
64122Q309 NEUBERGER BER MU/C O	267,834	337,510
64122Q465 NEUBERGER BER GR CHI	52,908	83,380
74441C808 PRUDENTIAL JENN M/C		
78462F103 SPDR S&P 500 ETF TRU		
315911727 FIDELITY INTERNATIONAL	162,133	160,498
315911750 FIDELITY 500 INDEX F	725,811	728,775
413838723 OAKMARK INTERNATIONALA	155,250	167,747
47803P633 JOHN HANCOCK LRF CP	183,729	241,185
552746349 MFS INTL VALUE-R6	176,389	326,944
74441C881 PRUDENTIAL JENN M/C	127,929	143,575

TY 2017 Investments - Other Schedule

Name: W B MUNSON FOUNDATION XXXXX5008

EIN: 75-6015068

Investments Other Schedule 2

Category/ Item	Listed at Cost or FMV	Book Value	End of Year Fair Market Value
904504503 JPM REALTY INC FD -			
00191K609 AQR MANAGED FUTURES			
00191K765 AQR EQUITY MARKET NE	AT COST	74,472	78,849
03875R205 THE ARBITRAGE FD-I	AT COST	77,637	77,342
29446A819 EQUINOX CAMPBELL STR			
48219B911 JPM ACCESS MULTI-STR			
56166Y404 TORTOISE MLP & PIPEL	AT COST	147,851	179,674
72201M487 PIMCO UNCONSTRAINED			
78463V107 SPDR GOLD SHARES	AT COST	229,621	222,446
00191K500 AQR LONG-SHORT EQUIT	AT COST	81,063	75,223
09257V508 BLACKSTONE ALT MULTI	AT COST	400,903	394,933
25264S833 DIAMOND HILL LONG/SH	AT COST	118,352	118,622
64128R608 NEUBERGER BERMAN LON	AT COST	118,352	121,931
744336876 PRUDENTIAL GLOBAL RE	AT COST	241,437	237,035

TY 2017 Other Assets Schedule

Name: W B MUNSON FOUNDATION XXXXX5008

EIN: 75-6015068

Other Assets Schedule

Description	Beginning of Year - Book Value	End of Year - Book Value	End of Year - Fair Market Value
OIL AND GAS WELLS		0	166,429
997704281 SAMUEL A LONG SVY GR	1	1	1
997704282 G GOODWIN SVY PANOLA	1	1	1
997704283 H&TC RRCO SY WARD CO	1	1	1
997704298 SAMUEL A LONG SVY GR	1	1	1
997704832 VARIOUS MIN INTERES	1	1	1
997704833 VARIOUS MIN INTERES	1	1	1
997710910 SEC 80 28N 5E KAY CO	1	1	1
997719707 VARIOUS LIFE ESTATE	1	1	1
997724175 P STAMPS SVYS GRAYSO	1	1	1
997726780 ABRAM LOTT SVY GRAYS	1	1	1
997726781 MG STANLEY SVYS GRAY	1	1	1
997736377 SEC 311, BLK D, J H	1	1	1
999999999		0	0
OTHER ASSETS		0	0
997736607 SEC 308, BLK D, JOHN		1	1

TY 2017 Other Decreases Schedule

Name: W B MUNSON FOUNDATION XXXXX5008
EIN: 75-6015068

Description	Amount
COST BASIS ADJUSTMENT	1,145

TY 2017 Other Expenses Schedule**Name:** W B MUNSON FOUNDATION XXXXX5008**EIN:** 75-6015068**Other Expenses Schedule**

Description	Revenue and Expenses per Books	Net Investment Income	Adjusted Net Income	Disbursements for Charitable Purposes
ROYALTY EXPENSES	7,338	7,338		0

TY 2017 Other Income Schedule**Name:** W B MUNSON FOUNDATION XXXXX5008**EIN:** 75-6015068**Other Income Schedule**

Description	Revenue And Expenses Per Books	Net Investment Income	Adjusted Net Income
TAX REFUND	3,187	0	
DEFERRED INCOME	4,049	0	
ROYALTY INCOME	62,818	62,818	

TY 2017 Taxes Schedule**Name:** W B MUNSON FOUNDATION XXXXX5008**EIN:** 75-6015068

Category	Amount	Net Investment Income	Adjusted Net Income	Disbursements for Charitable Purposes
FEDERAL TAX PAYMENT - PRIOR YE	2,800	0		0
FOREIGN TAXES ON QUALIFIED FOR	2,349	2,349		0
FOREIGN TAXES ON NONQUALIFIED	1,033	1,033		0