







eFile GRAPHIC print - DO NOT PROCESS		As Filed Data -		DLN: 93491318032838			
<div>Form 990-PF</div> <div>Department of the Treasury Internal Revenue Service</div>		<div>Return of Private Foundation</div> <div>or Section 4947(a)(1) Trust Treated as Private Foundation</div> <div>▶ Do not enter social security numbers on this form as it may be made public.</div> <div>▶ Information about Form 990-PF and its instructions is at www.irs.gov/form990pf.</div>			<div>OMB No 1545-0052</div> <div>2017</div> <div>Open to Public Inspection</div>		
For calendar year 2017, or tax year beginning 01-01-2017, and ending 12-31-2017							
Name of foundation Scurlock Foundation				A Employer identification number 74-1488953			
Number and street (or P O box number if mail is not delivered to street address) 2229 San Felipe			Room/suite	B Telephone number (see instructions) (713) 236-1500			
City or town, state or province, country, and ZIP or foreign postal code Houston, TX 77019				C If exemption application is pending, check here ▶ <input type="checkbox"/>			
G Check all that apply <input type="checkbox"/> Initial return <input type="checkbox"/> Final return <input type="checkbox"/> Address change <input type="checkbox"/> Initial return of a former public charity <input type="checkbox"/> Amended return <input type="checkbox"/> Name change				D 1. Foreign organizations, check here ▶ <input type="checkbox"/> 2 Foreign organizations meeting the 85% test, check here and attach computation ▶ <input type="checkbox"/>			
H Check type of organization <input checked="" type="checkbox"/> Section 501(c)(3) exempt private foundation <input type="checkbox"/> Section 4947(a)(1) nonexempt charitable trust <input type="checkbox"/> Other taxable private foundation				E If private foundation status was terminated under section 507(b)(1)(A), check here ▶ <input type="checkbox"/>			
I Fair market value of all assets at end of year (from Part II, col (c), line 16)▶ \$ 33,510,512		J Accounting method <input type="checkbox"/> Cash <input checked="" type="checkbox"/> Accrual <input type="checkbox"/> Other (specify) (Part I, column (d) must be on cash basis)		F If the foundation is in a 60-month termination under section 507(b)(1)(B), check here ▶ <input type="checkbox"/>			
Part I Analysis of Revenue and Expenses (The total of amounts in columns (b), (c), and (d) may not necessarily equal the amounts in column (a) (see instructions))				(a) Revenue and expenses per books	(b) Net investment income	(c) Adjusted net income	(d) Disbursements for charitable purposes (cash basis only)
Revenue	1	Contributions, gifts, grants, etc , received (attach schedule)					
	2	Check ▶ <input checked="" type="checkbox"/> If the foundation is not required to attach Sch B					
	3	Interest on savings and temporary cash investments	15,327	15,327			
	4	Dividends and interest from securities	286,408	286,408			
	5a	Gross rents					
	b	Net rental income or (loss) _____					
	6a	Net gain or (loss) from sale of assets not on line 10 _____	1,328,287				
	b	Gross sales price for all assets on line 6a _____ 16,085,678					
	7	Capital gain net income (from Part IV, line 2)		1,322,258			
	8	Net short-term capital gain					
	9	Income modifications					
	10a	Gross sales less returns and allowances _____					
Operating and Administrative Expenses	b	Less Cost of goods sold					
	c	Gross profit or (loss) (attach schedule)					
	11	Other income (attach schedule)	 2,885,266	3,003,944			
	12	Total. Add lines 1 through 11	4,515,288	4,627,937			
	13	Compensation of officers, directors, trustees, etc	96,551	18,242		77,241	
	14	Other employee salaries and wages	44,317	20,934		22,159	
	15	Pension plans, employee benefits	17,794	8,405		8,897	
	16a	Legal fees (attach schedule)					
	b	Accounting fees (attach schedule)	 7,739	1,870		3,869	
	c	Other professional fees (attach schedule)	 101,090	92,086		3,615	
	17	Interest	6	6			
	18	Taxes (attach schedule) (see instructions)	 100,093	15,869			
	19	Depreciation (attach schedule) and depletion	 209	105			
	20	Occupancy	58,233	27,506		29,117	
	21	Travel, conferences, and meetings	2,150	919		1,075	
	22	Printing and publications					
23	Other expenses (attach schedule)	 382,678	230,818		11,743		
24	Total operating and administrative expenses. Add lines 13 through 23	810,860	416,760		157,716		
25	Contributions, gifts, grants paid	1,579,900			1,569,900		
26	Total expenses and disbursements. Add lines 24 and 25	2,390,760	416,760		1,727,616		
	27	Subtract line 26 from line 12					
	a	Excess of revenue over expenses and disbursements	2,124,528				
	b	Net investment income (if negative, enter -0-)		4,211,177			
	c	Adjusted net income(if negative, enter -0-)					
For Paperwork Reduction Act Notice, see instructions.				Cat No 11289X		Form 990-PF (2017)	

Part II Balance Sheets		Attached schedules and amounts in the description column should be for end-of-year amounts only (See instructions)		
		Beginning of year	End of year	
		(a) Book Value	(b) Book Value	(c) Fair Market Value
Assets	1 Cash—non-interest-bearing			
	2 Savings and temporary cash investments	1,566,159	2,404,309	2,404,309
	3 Accounts receivable ▶ <u>16,928</u>			
	Less allowance for doubtful accounts ▶ _____	368,338	16,928	16,928
	4 Pledges receivable ▶ _____			
	Less allowance for doubtful accounts ▶ _____			
	5 Grants receivable			
	6 Receivables due from officers, directors, trustees, and other disqualified persons (attach schedule) (see instructions)			
	7 Other notes and loans receivable (attach schedule) ▶ _____			
	Less allowance for doubtful accounts ▶ _____			
	8 Inventories for sale or use			
	9 Prepaid expenses and deferred charges	11,730	64,730	64,730
	10a Investments—U S and state government obligations (attach schedule)		420,494	420,494
	b Investments—corporate stock (attach schedule)	12,868,759	11,300,762	11,300,762
	c Investments—corporate bonds (attach schedule)	3,692,352	2,015,348	2,015,348
	11 Investments—land, buildings, and equipment basis ▶ <u>1,226,382</u>			
Less accumulated depreciation (attach schedule) ▶ <u>1,199,279</u>	27,103	27,103	556,457	
12 Investments—mortgage loans				
13 Investments—other (attach schedule)	12,293,053	16,731,484	16,731,484	
14 Land, buildings, and equipment basis ▶ <u>12,718</u>				
Less accumulated depreciation (attach schedule) ▶ <u>12,718</u>	209			
15 Other assets (describe ▶ _____)				
16 Total assets (to be completed by all filers—see the instructions Also, see page 1, item I)	30,827,703	32,981,158	33,510,512	
Liabilities	17 Accounts payable and accrued expenses	2,942	94,468	
	18 Grants payable	2,595,000	2,605,000	
	19 Deferred revenue			
	20 Loans from officers, directors, trustees, and other disqualified persons			
	21 Mortgages and other notes payable (attach schedule)			
	22 Other liabilities (describe ▶ _____)			
	23 Total liabilities (add lines 17 through 22)	2,597,942	2,699,468	
Net Assets or Fund Balances	Foundations that follow SFAS 117, check here ▶ <input type="checkbox"/> and complete lines 24 through 26 and lines 30 and 31.			
	24 Unrestricted			
	25 Temporarily restricted			
	26 Permanently restricted			
	Foundations that do not follow SFAS 117, check here ▶ <input checked="" type="checkbox"/> and complete lines 27 through 31.			
	27 Capital stock, trust principal, or current funds	34,548,881	34,548,881	
	28 Paid-in or capital surplus, or land, bldg , and equipment fund			
	29 Retained earnings, accumulated income, endowment, or other funds	-6,319,120	-4,267,191	
30 Total net assets or fund balances (see instructions)	28,229,761	30,281,690		
31 Total liabilities and net assets/fund balances (see instructions) .	30,827,703	32,981,158		

Part III Analysis of Changes in Net Assets or Fund Balances

1 Total net assets or fund balances at beginning of year—Part II, column (a), line 30 (must agree with end-of-year figure reported on prior year's return)	1	28,229,761
2 Enter amount from Part I, line 27a	2	2,124,528
3 Other increases not included in line 2 (itemize) ▶ _____	3	
4 Add lines 1, 2, and 3	4	30,354,289
5 Decreases not included in line 2 (itemize) ▶ _____	5	72,599
6 Total net assets or fund balances at end of year (line 4 minus line 5)—Part II, column (b), line 30 .	6	30,281,690

Part IV Capital Gains and Losses for Tax on Investment Income

(a) List and describe the kind(s) of property sold (e g , real estate, 2-story brick warehouse, or common stock, 200 shs MLC Co)	(b) How acquired P—Purchase D—Donation	(c) Date acquired (mo , day, yr)	(d) Date sold (mo , day, yr)
1a See Additional Data Table			
b			
c			
d			
e			

(e) Gross sales price	(f) Depreciation allowed (or allowable)	(g) Cost or other basis plus expense of sale	(h) Gain or (loss) (e) plus (f) minus (g)
a See Additional Data Table			
b			
c			
d			
e			

Complete only for assets showing gain in column (h) and owned by the foundation on 12/31/69			(l) Gains (Col (h) gain minus col (k), but not less than -0-) or Losses (from col (h))
(i) F M V as of 12/31/69	(j) Adjusted basis as of 12/31/69	(k) Excess of col (i) over col (j), if any	
a See Additional Data Table			
b			
c			
d			
e			

2 Capital gain net income or (net capital loss) { If gain, also enter in Part I, line 7 If (loss), enter -0- in Part I, line 7 }	2	1,322,258
3 Net short-term capital gain or (loss) as defined in sections 1222(5) and (6) If gain, also enter in Part I, line 8, column (c) (see instructions) If (loss), enter -0- in Part I, line 8 { }	3	

Part V Qualification Under Section 4940(e) for Reduced Tax on Net Investment Income

(For optional use by domestic private foundations subject to the section 4940(a) tax on net investment income)

If section 4940(d)(2) applies, leave this part blank

Was the foundation liable for the section 4942 tax on the distributable amount of any year in the base period? ☐ Yes ☒ No

If "Yes," the foundation does not qualify under section 4940(e) Do not complete this part

1 Enter the appropriate amount in each column for each year, see instructions before making any entries

(a) Base period years Calendar year (or tax year beginning in)	(b) Adjusted qualifying distributions	(c) Net value of noncharitable-use assets	(d) Distribution ratio (col (b) divided by col (c))
2016	1,982,344	30,095,117	0 06587
2015	2,481,826	32,139,554	0 07722
2014	1,975,778	34,309,507	0 05759
2013	1,748,652	33,365,719	0 05241
2012	2,067,943	31,347,675	0 06597
2 Total of line 1, column (d)			2 0 319053
3 Average distribution ratio for the 5-year base period—divide the total on line 2 by 5, or by the number of years the foundation has been in existence if less than 5 years			3 0 063811
4 Enter the net value of noncharitable-use assets for 2017 from Part X, line 5			4 29,815,683
5 Multiply line 4 by line 3			5 1,902,569
6 Enter 1% of net investment income (1% of Part I, line 27b)			6 42,112
7 Add lines 5 and 6			7 1,944,681
8 Enter qualifying distributions from Part XII, line 4			8 1,727,616

If line 8 is equal to or greater than line 7, check the box in Part VI, line 1b, and complete that part using a 1% tax rate See the Part VI instructions

Part VI Excise Tax Based on Investment Income (Section 4940(a), 4940(b), 4940(e), or 4948—see instructions)

1a	Exempt operating foundations described in section 4940(d)(2), check here <input type="checkbox"/> and enter "N/A" on line 1 Date of ruling or determination letter _____ (attach copy of letter if necessary—see instructions)		
b	Domestic foundations that meet the section 4940(e) requirements in Part V, check here <input type="checkbox"/> and enter 1% of Part I, line 27b	1	84,224
c	All other domestic foundations enter 2% of line 27b. Exempt foreign organizations enter 4% of Part I, line 12, col (b)		
2	Tax under section 511 (domestic section 4947(a)(1) trusts and taxable foundations only. Others enter -0-)	2	
3	Add lines 1 and 2.	3	84,224
4	Subtitle A (income) tax (domestic section 4947(a)(1) trusts and taxable foundations only. Others enter -0-)	4	
5	Tax based on investment income. Subtract line 4 from line 3. If zero or less, enter -0-	5	84,224
6	Credits/Payments		
a	2017 estimated tax payments and 2016 overpayment credited to 2017	6a	59,224
b	Exempt foreign organizations—tax withheld at source	6b	
c	Tax paid with application for extension of time to file (Form 8868)	6c	
d	Backup withholding erroneously withheld	6d	
7	Total credits and payments. Add lines 6a through 6d.	7	66,224
8	Enter any penalty for underpayment of estimated tax. Check here <input checked="" type="checkbox"/> if Form 2220 is attached	8	
9	Tax due. If the total of lines 5 and 8 is more than line 7, enter amount owed	9	18,000
10	Overpayment. If line 7 is more than the total of lines 5 and 8, enter the amount overpaid	10	
11	Enter the amount of line 10 to be Credited to 2018 estimated tax <input type="checkbox"/> Refunded <input type="checkbox"/>	11	

Part VII-A Statements Regarding Activities

	Yes	No
1a During the tax year, did the foundation attempt to influence any national, state, or local legislation or did it participate or intervene in any political campaign?	1a	No
b Did it spend more than \$100 during the year (either directly or indirectly) for political purposes (see Instructions for definition)? <i>If the answer is "Yes" to 1a or 1b, attach a detailed description of the activities and copies of any materials published or distributed by the foundation in connection with the activities</i>	1b	No
c Did the foundation file Form 1120-POL for this year?	1c	No
d Enter the amount (if any) of tax on political expenditures (section 4955) imposed during the year (1) On the foundation <input type="checkbox"/> \$ _____ (2) On foundation managers <input type="checkbox"/> \$ _____		
e Enter the reimbursement (if any) paid by the foundation during the year for political expenditure tax imposed on foundation managers <input type="checkbox"/> \$ _____		
2 Has the foundation engaged in any activities that have not previously been reported to the IRS? <i>If "Yes," attach a detailed description of the activities</i>	2	No
3 Has the foundation made any changes, not previously reported to the IRS, in its governing instrument, articles of incorporation, or bylaws, or other similar instruments? <i>If "Yes," attach a conformed copy of the changes</i>	3	No
4a Did the foundation have unrelated business gross income of \$1,000 or more during the year?	4a	Yes
b If "Yes," has it filed a tax return on Form 990-T for this year?	4b	Yes
5 Was there a liquidation, termination, dissolution, or substantial contraction during the year? <i>If "Yes," attach the statement required by General Instruction T</i>	5	No
6 Are the requirements of section 508(e) (relating to sections 4941 through 4945) satisfied either • By language in the governing instrument, or • By state legislation that effectively amends the governing instrument so that no mandatory directions that conflict with the state law remain in the governing instrument?	6	Yes
7 Did the foundation have at least \$5,000 in assets at any time during the year? <i>If "Yes," complete Part II, col (c), and Part XV</i>	7	Yes
8a Enter the states to which the foundation reports or with which it is registered (see instructions) <input type="checkbox"/> TX _____		
b If the answer is "Yes" to line 7, has the foundation furnished a copy of Form 990-PF to the Attorney General (or designate) of each state as required by General Instruction G? <i>If "No," attach explanation</i> .	8b	Yes
9 Is the foundation claiming status as a private operating foundation within the meaning of section 4942(j)(3) or 4942(j)(5) for calendar year 2017 or the taxable year beginning in 2017 (see instructions for Part XIV)? <i>If "Yes," complete Part XIV</i>	9	No
10 Did any persons become substantial contributors during the tax year? <i>If "Yes," attach a schedule listing their names and addresses</i>	10	No

Part VII-A Statements Regarding Activities (continued)

11	At any time during the year, did the foundation, directly or indirectly, own a controlled entity within the meaning of section 512(b)(13)? If "Yes," attach schedule (see instructions).	11		No
12	Did the foundation make a distribution to a donor advised fund over which the foundation or a disqualified person had advisory privileges? If "Yes," attach statement (see instructions).	12		No
13	Did the foundation comply with the public inspection requirements for its annual returns and exemption application? Website address www.scurlockfoundation.org	13	Yes	
14	The books are in care of Jack S Blanton Jr Telephone no (713) 236-1500			

Located at **2229 San Felipe Ste 1400 Houston TX** ZIP+4 **77019**

15	Section 4947(a)(1) nonexempt charitable trusts filing Form 990-PF in lieu of Form 1041 —Check here <input type="checkbox"/> and enter the amount of tax-exempt interest received or accrued during the year 15			
16	At any time during calendar year 2017, did the foundation have an interest in or a signature or other authority over a bank, securities, or other financial account in a foreign country? See instructions for exceptions and filing requirements for FinCEN Form 114, Report of Foreign Bank and Financial Accounts (FBAR). If "Yes," enter the name of the foreign country ▶	16	Yes	No

Part VII-B Statements Regarding Activities for Which Form 4720 May Be Required

File Form 4720 if any item is checked in the "Yes" column, unless an exception applies.

1a	During the year did the foundation (either directly or indirectly)		Yes	No
	(1) Engage in the sale or exchange, or leasing of property with a disqualified person? <input type="checkbox"/> Yes <input checked="" type="checkbox"/> No			
	(2) Borrow money from, lend money to, or otherwise extend credit to (or accept it from) a disqualified person? <input type="checkbox"/> Yes <input checked="" type="checkbox"/> No			
	(3) Furnish goods, services, or facilities to (or accept them from) a disqualified person? <input type="checkbox"/> Yes <input checked="" type="checkbox"/> No			
	(4) Pay compensation to, or pay or reimburse the expenses of, a disqualified person? <input checked="" type="checkbox"/> Yes <input type="checkbox"/> No			
	(5) Transfer any income or assets to a disqualified person (or make any of either available for the benefit or use of a disqualified person)? <input type="checkbox"/> Yes <input checked="" type="checkbox"/> No			
	(6) Agree to pay money or property to a government official? (Exception. Check "No" if the foundation agreed to make a grant to or to employ the official for a period after termination of government service, if terminating within 90 days). <input type="checkbox"/> Yes <input checked="" type="checkbox"/> No			
b	If any answer is "Yes" to 1a(1)–(6), did any of the acts fail to qualify under the exceptions described in Regulations section 53.4941(d)-3 or in a current notice regarding disaster assistance (see instructions)? <input type="checkbox"/> 1b			No
c	Did the foundation engage in a prior year in any of the acts described in 1a, other than excepted acts, that were not corrected before the first day of the tax year beginning in 2017? <input type="checkbox"/> 1c			No
2	Taxes on failure to distribute income (section 4942) (does not apply for years the foundation was a private operating foundation defined in section 4942(j)(3) or 4942(j)(5))			
a	At the end of tax year 2017, did the foundation have any undistributed income (lines 6d and 6e, Part XIII) for tax year(s) beginning before 2017? <input type="checkbox"/> Yes <input checked="" type="checkbox"/> No If "Yes," list the years ▶ 20____, 20____, 20____, 20____			
b	Are there any years listed in 2a for which the foundation is not applying the provisions of section 4942(a)(2) (relating to incorrect valuation of assets) to the year's undistributed income? (If applying section 4942(a)(2) to all years listed, answer "No" and attach statement—see instructions). <input type="checkbox"/> 2b			No
c	If the provisions of section 4942(a)(2) are being applied to any of the years listed in 2a, list the years here ▶ 20____, 20____, 20____, 20____			
3a	Did the foundation hold more than a 2% direct or indirect interest in any business enterprise at any time during the year? <input type="checkbox"/> Yes <input checked="" type="checkbox"/> No			
b	If "Yes," did it have excess business holdings in 2017 as a result of (1) any purchase by the foundation or disqualified persons after May 26, 1969, (2) the lapse of the 5-year period (or longer period approved by the Commissioner under section 4943(c)(7)) to dispose of holdings acquired by gift or bequest, or (3) the lapse of the 10-, 15-, or 20-year first phase holding period? (<i>Use Schedule C, Form 4720, to determine if the foundation had excess business holdings in 2017</i>). <input type="checkbox"/> Yes <input checked="" type="checkbox"/> No 3b			No
4a	Did the foundation invest during the year any amount in a manner that would jeopardize its charitable purposes? 4a			No
b	Did the foundation make any investment in a prior year (but after December 31, 1969) that could jeopardize its charitable purpose that had not been removed from jeopardy before the first day of the tax year beginning in 2017? 4b			No

Part VII-B Statements Regarding Activities for Which Form 4720 May Be Required (Continued)

5a	During the year did the foundation pay or incur any amount to			
	(1) Carry on propaganda, or otherwise attempt to influence legislation (section 4945(e))?	<input type="checkbox"/> Yes	<input checked="" type="checkbox"/> No	
	(2) Influence the outcome of any specific public election (see section 4955), or to carry on, directly or indirectly, any voter registration drive?	<input type="checkbox"/> Yes	<input checked="" type="checkbox"/> No	
	(3) Provide a grant to an individual for travel, study, or other similar purposes?	<input type="checkbox"/> Yes	<input checked="" type="checkbox"/> No	
	(4) Provide a grant to an organization other than a charitable, etc., organization described in section 4945(d)(4)(A)? (see instructions).	<input type="checkbox"/> Yes	<input checked="" type="checkbox"/> No	
	(5) Provide for any purpose other than religious, charitable, scientific, literary, or educational purposes, or for the prevention of cruelty to children or animals?	<input type="checkbox"/> Yes	<input checked="" type="checkbox"/> No	
b	If any answer is "Yes" to 5a(1)–(5), did any of the transactions fail to qualify under the exceptions described in Regulations section 53.4945 or in a current notice regarding disaster assistance (see instructions)?	5b	No	
	Organizations relying on a current notice regarding disaster assistance check here. 			
c	If the answer is "Yes" to question 5a(4), does the foundation claim exemption from the tax because it maintained expenditure responsibility for the grant?			
	<i>If "Yes," attach the statement required by Regulations section 53.4945–5(d)</i>	<input type="checkbox"/> Yes	<input checked="" type="checkbox"/> No	
6a	Did the foundation, during the year, receive any funds, directly or indirectly, to pay premiums on a personal benefit contract?			
		<input type="checkbox"/> Yes	<input checked="" type="checkbox"/> No	
b	Did the foundation, during the year, pay premiums, directly or indirectly, on a personal benefit contract?	6b	No	
	<i>If "Yes" to 6b, file Form 8870</i>			
7a	At any time during the tax year, was the foundation a party to a prohibited tax shelter transaction?			
		<input type="checkbox"/> Yes	<input checked="" type="checkbox"/> No	
b	If yes, did the foundation receive any proceeds or have any net income attributable to the transaction?	7b	No	

Part VIII

Information About Officers, Directors, Trustees, Foundation Managers, Highly Paid Employees, and Contractors

1

List all officers, directors, trustees, foundation managers and their compensation (see instructions).

(a) Name and address	Title, and average hours per week (b) devoted to position	(c) Compensation (If not paid, enter -0-)	(d) Contributions to employee benefit plans and deferred compensation	Expense account, (e) other allowances
See Additional Data Table				

2

Compensation of five highest-paid employees (other than those included on line 1—see instructions). If none, enter "NONE."

(a) Name and address of each employee paid more than \$50,000	Title, and average hours per week (b) devoted to position	(c) Compensation	Contributions to employee benefit plans and deferred compensation (d)	Expense account, (e) other allowances
NONE				

Total number of other employees paid over \$50,000. ▶

3

Five highest-paid independent contractors for professional services (see instructions). If none, enter "NONE".

(a) Name and address of each person paid more than \$50,000	(b) Type of service	(c) Compensation
JP Morgan Chase Bank 707 Travis Street Floor 11 Houston, TX 77002	Investment mgmt	87,285

Total number of others receiving over \$50,000 for professional services. ▶

Part IX-A

Summary of Direct Charitable Activities

List the foundation's four largest direct charitable activities during the tax year. Include relevant statistical information such as the number of organizations and other beneficiaries served, conferences convened, research papers produced, etc.	Expenses
1	
2	
3	
4	

Part IX-B

Summary of Program-Related Investments (see instructions)

Describe the two largest program-related investments made by the foundation during the tax year on lines 1 and 2	Amount
1	
2	
All other program-related investments. See instructions.	
3	

Total. Add lines 1 through 3 ▶

Part X Minimum Investment Return (All domestic foundations must complete this part. Foreign foundations, see instructions.)

1	Fair market value of assets not used (or held for use) directly in carrying out charitable, etc., purposes		
a	Average monthly fair market value of securities.	1a	2,766,491
b	Average of monthly cash balances.	1b	14,039,008
c	Fair market value of all other assets (see instructions).	1c	13,464,230
d	Total (add lines 1a, b, and c).	1d	30,269,729
e	Reduction claimed for blockage or other factors reported on lines 1a and 1c (attach detailed explanation).	1e	0
2	Acquisition indebtedness applicable to line 1 assets.	2	
3	Subtract line 2 from line 1d.	3	30,269,729
4	Cash deemed held for charitable activities. Enter 1 1/2% of line 3 (for greater amount, see instructions).	4	454,046
5	Net value of noncharitable-use assets. Subtract line 4 from line 3. Enter here and on Part V, line 4.	5	29,815,683
6	Minimum investment return. Enter 5% of line 5.	6	1,490,784

Part XI Distributable Amount (see instructions) (Section 4942(j)(3) and (j)(5) private operating foundations and certain foreign organizations check here ☐ and do not complete this part.)

1	Minimum investment return from Part X, line 6.	1	1,490,784
2a	Tax on investment income for 2017 from Part VI, line 5.	2a	84,224
b	Income tax for 2017 (This does not include the tax from Part VI).	2b	
c	Add lines 2a and 2b.	2c	84,224
3	Distributable amount before adjustments. Subtract line 2c from line 1.	3	1,406,560
4	Recoveries of amounts treated as qualifying distributions.	4	
5	Add lines 3 and 4.	5	1,406,560
6	Deduction from distributable amount (see instructions).	6	
7	Distributable amount as adjusted. Subtract line 6 from line 5. Enter here and on Part XIII, line 1.	7	1,406,560

Part XII Qualifying Distributions (see instructions)

1	Amounts paid (including administrative expenses) to accomplish charitable, etc., purposes		
a	Expenses, contributions, gifts, etc.—total from Part I, column (d), line 26.	1a	1,727,616
b	Program-related investments—total from Part IX-B.	1b	
2	Amounts paid to acquire assets used (or held for use) directly in carrying out charitable, etc., purposes.	2	
3	Amounts set aside for specific charitable projects that satisfy the		
a	Suitability test (prior IRS approval required).	3a	
b	Cash distribution test (attach the required schedule).	3b	
4	Qualifying distributions. Add lines 1a through 3b. Enter here and on Part V, line 8, and Part XIII, line 4.	4	1,727,616
5	Foundations that qualify under section 4940(e) for the reduced rate of tax on net investment income. Enter 1% of Part I, line 27b (see instructions).	5	
6	Adjusted qualifying distributions. Subtract line 5 from line 4.	6	1,727,616

Note: The amount on line 6 will be used in Part V, column (b), in subsequent years when calculating whether the foundation qualifies for the section 4940(e) reduction of tax in those years.

Part XIII Undistributed Income (see instructions)

	(a) Corpus	(b) Years prior to 2016	(c) 2016	(d) 2017
1 Distributable amount for 2017 from Part XI, line 7				1,406,560
2 Undistributed income, if any, as of the end of 2017				
a Enter amount for 2016 only.				
b Total for prior years 20____, 20____, 20____				
3 Excess distributions carryover, if any, to 2017				
a From 2012. 315,438				
b From 2013. 22,348				
c From 2014. 304,395				
d From 2015. 884,717				
e From 2016. 493,069				
f Total of lines 3a through e.	2,019,967			
4 Qualifying distributions for 2017 from Part XII, line 4 ▶ \$ <u>1,727,616</u>				
a Applied to 2016, but not more than line 2a				
b Applied to undistributed income of prior years (Election required—see instructions).				
c Treated as distributions out of corpus (Election required—see instructions).	0			
d Applied to 2017 distributable amount.				1,406,560
e Remaining amount distributed out of corpus	321,056			
5 Excess distributions carryover applied to 2017 (If an amount appears in column (d), the same amount must be shown in column (a))				
6 Enter the net total of each column as indicated below:				
a Corpus Add lines 3f, 4c, and 4e Subtract line 5	2,341,023			
b Prior years' undistributed income Subtract line 4b from line 2b				
c Enter the amount of prior years' undistributed income for which a notice of deficiency has been issued, or on which the section 4942(a) tax has been previously assessed.				
d Subtract line 6c from line 6b Taxable amount—see instructions				
e Undistributed income for 2016 Subtract line 4a from line 2a Taxable amount—see instructions				
f Undistributed income for 2017 Subtract lines 4d and 5 from line 1 This amount must be distributed in 2018				0
7 Amounts treated as distributions out of corpus to satisfy requirements imposed by section 170(b)(1)(F) or 4942(g)(3) (Election may be required - see instructions).				
8 Excess distributions carryover from 2012 not applied on line 5 or line 7 (see instructions).	315,438			
9 Excess distributions carryover to 2018. Subtract lines 7 and 8 from line 6a	2,025,585			
10 Analysis of line 9				
a Excess from 2013. 22,348				
b Excess from 2014. 304,395				
c Excess from 2015. 884,717				
d Excess from 2016. 493,069				
e Excess from 2017. 321,056				

b Check box to indicate whether the organization is a private operating foundation described in section ☐ 4942(j)(3) or ☐ 4942(j)(5)Form **990-PF** (2017)

Part XV **Supplementary Information** (continued)**3 Grants and Contributions Paid During the Year or Approved for Future Payment**

Recipient	If recipient is an individual, show any relationship to any foundation manager or substantial contributor	Foundation status of recipient	Purpose of grant or contribution	Amount
Name and address (home or business)				
a <i>Paid during the year</i> See Additional Data Table				
Total			▶ 3a	1,569,900
b <i>Approved for future payment</i> See Additional Data Table				
Total			▶ 3b	1,475,000

Enter gross amounts unless otherwise indicated

Part XVI-B Relationship of Activities to the Accomplishment of Exempt Purposes

Form **990-PF** (2017)

Part XVII Information Regarding Transfers To and Transactions and Relationships With Noncharitable Exempt Organizations

1 Did the organization directly or indirectly engage in any of the following with any other organization described in section 501(c) of the Code (other than section 501(c)(3) organizations) or in section 527, relating to political organizations?		Yes	No
a Transfers from the reporting foundation to a noncharitable exempt organization of			
(1) Cash.	1a(1)		No
(2) Other assets.	1a(2)		No
b Other transactions			
(1) Sales of assets to a noncharitable exempt organization.	1b(1)		No
(2) Purchases of assets from a noncharitable exempt organization.	1b(2)		No
(3) Rental of facilities, equipment, or other assets.	1b(3)		No
(4) Reimbursement arrangements.	1b(4)		No
(5) Loans or loan guarantees.	1b(5)		No
(6) Performance of services or membership or fundraising solicitations.	1b(6)		No
c Sharing of facilities, equipment, mailing lists, other assets, or paid employees.	1c		No
d If the answer to any of the above is "Yes," complete the following schedule. Column (b) should always show the fair market value of the goods, other assets, or services given by the reporting foundation. If the foundation received less than fair market value in any transaction or sharing arrangement, show in column (d) the value of the goods, other assets, or services received.			

(a) Line No	(b) Amount involved	(c) Name of noncharitable exempt organization	(d) Description of transfers, transactions, and sharing arrangements

2a Is the foundation directly or indirectly affiliated with, or related to, one or more tax-exempt organizations described in section 501(c) of the Code (other than section 501(c)(3)) or in section 527? ☐ Yes ☒ No

b If "Yes," complete the following schedule

(a) Name of organization	(b) Type of organization	(c) Description of relationship

Sign Here	Under penalties of perjury, I declare that I have examined this return, including accompanying schedules and statements, and to the best of my knowledge and belief, it is true, correct, and complete. Declaration of preparer (other than taxpayer) is based on all information of which preparer has any knowledge.	***** 2018-11-14 Date	***** Title	May the IRS discuss this return with the preparer shown below (see instr.)? <input checked="" type="checkbox"/> Yes <input type="checkbox"/> No
	Signature of officer or trustee			

Paid Preparer Use Only	Print/Type preparer's name	Preparer's Signature	Date	Check if self-employed <input checked="" type="checkbox"/>	PTIN
	Jody Blazek				P00072674
	Firm's name ► Blazek & Vetterling				Firm's EIN ► 76-0269860
	Firm's address ► 2900 Wesleyan Suite 200 Houston, TX 770275132				Phone no (713) 439-5739

Form 990PF Part IV - Capital Gains and Losses for Tax on Investment Income - Columns a - d

List and describe the kind(s) of property sold (e.g., real estate, (a) 2-story brick warehouse, or common stock, 200 shs MLC Co.)	(b) How acquired P—Purchase D—Donation	(c) Date acquired (mo, day, yr)	(d) Date sold (mo, day, yr)
Passthrough K-1 capital gain			
Publicly traded securities			
Recovery of written-off receivable			
Distributions in excess of basis			
PSAM Worldarb Fund Ltd	P	2010-01-01	2017-01-01
Rose Grove Offshore Fund	P	2010-01-01	2017-10-20
York Credit Opportunities	P	2010-01-01	2017-08-08

Form 990PF Part IV - Capital Gains and Losses for Tax on Investment Income - Columns e - h

(e) Gross sales price	(f) Depreciation allowed (or allowable)	(g) Cost or other basis plus expense of sale	(h) Gain or (loss) (e) plus (f) minus (g)
2,437,754			-2,437,754
16,026,681		13,463,420	2,563,261
233,335			233,335
625,422			625,422
652,898		300,000	352,898
533,281		500,000	33,281
451,815		500,000	-48,185

Form 990PF Part IV - Capital Gains and Losses for Tax on Investment Income - Columns i - l

Complete only for assets showing gain in column (h) and owned by the foundation on 12/31/69			(l) Gains (Col. (h) gain minus col. (k), but not less than -0-) or Losses (from col. (h))
(i) FMV as of 12/31/69	(j) Adjusted basis as of 12/31/69	(k) Excess of col. (i) over col. (j), if any	
			-2,437,754
			2,563,261
			233,335
			625,422
			352,898
			33,281
			-48,185


Form 990PF Part VIII Line 1 - List all officers, directors, trustees, foundation managers and their compensation				
(a) Name and address	Title, and average hours per week (b) devoted to position	(c) Compensation (If not paid, enter -0-)	(d) Contributions to employee benefit plans and deferred compensation	Expense account, (e) other allowances
Jack Blanton Jr	Pres/Asst Sec 2 00	0		
2229 San Felipe Ste 1400 Houston, TX 77019				
Elizabeth Wareing	VP/Secretary 2 00	0		
2229 San Felipe Ste 1400 Houston, TX 77019				
Eddy Blanton	VP/Asst Sec 2 00	0		
2229 San Felipe Ste 1400 Houston, TX 77019				
Licia Cosgrove	Treas/Asst Sec 8 00	43,551	2,747	
2229 San Felipe Ste 1400 Houston, TX 77019				
Kathy Munger	Executive Dir 33 00	53,000	90	
2229 San Felipe Ste 1400 Houston, TX 77019				
Julie Wareing Aldrich	Director 1 00	0		
2229 San Felipe Ste 1400 Houston, TX 77019				
Eddy S Blanton Jr	Director 1 00	0		
2229 San Felipe Ste 1400 Houston, TX 77019				
Jackson Blanton	Director 1 00	0		
2229 San Felipe Ste 1400 Houston, TX 77019				
Mary Catherine Blanton Jones	Director 1 00	0		
2229 San Felipe Ste 1400 Houston, TX 77019				
Allison Blanton Stasney	Director 1 00	0		
2229 San Felipe Ste 1400 Houston, TX 77019				

Form 990PF Part XV Line 3 - Grants and Contributions Paid During the Year or Approved for Future Payment				
Recipient	If recipient is an individual, show any relationship to any foundation manager or substantial contributor	Foundation status of recipient	Purpose of grant or contribution	Amount
Name and address (home or business)				
a <i>Paid during the year</i>				
AD Players5420 Westheimer Rd Houston, TX 77056	N/A	PC	Capital campaign and general support	35,000
Agape Development Ministries 6401 Calhoun Rd Houston, TX 77021	N/A	PC	General support	17,500
Alpha Houston3262 Westheimer Rd 157 Houston, TX 77098	N/A	PC	General support	5,000
Total ▶ 3a				1,569,900

Form 990PF Part XV Line 3 - Grants and Contributions Paid During the Year or Approved for Future Payment				
Recipient	If recipient is an individual, show any relationship to any foundation manager or substantial contributor	Foundation status of recipient	Purpose of grant or contribution	Amount
Name and address (home or business)				
a <i>Paid during the year</i>				
Americans for the Arts 1000 Vermont Ave NW 6th Floor Washington, DC 20005	N/A	PC	General support	7,000
Barbara Bush Fdn for Family Literac 516 N Adams St Tallahassee, FL 32301	N/A	PC	My Home Library and general support	17,500
Breakthrough Houston 2401 Claremont Ln Houston, TX 77019	N/A	PC	Spring luncheon and general support	3,500
Total ▶ 3a				1,569,900

Form 990PF Part XV Line 3 - Grants and Contributions Paid During the Year or Approved for Future Payment				
Recipient	If recipient is an individual, show any relationship to any foundation manager or substantial contributor	Foundation status of recipient	Purpose of grant or contribution	Amount
Name and address (home or business)				
a <i>Paid during the year</i>				
Brookwood Community1752 FM 1489 Brookshire, TX 77423	N/A	PC	General support	5,000
Buffalo Bayou Partnership 1019 Commerce St Houston, TX 77002	N/A	PC	Capital campaign and general support	22,500
Camp for All Foundation 10500 Northwest Fwy Houston, TX 77092	N/A	PC	General support	2,500
Total ▶ 3a				1,569,900

Form 990PF Part XV Line 3 - Grants and Contributions Paid During the Year or Approved for Future Payment				
Recipient	If recipient is an individual, show any relationship to any foundation manager or substantial contributor	Foundation status of recipient	Purpose of grant or contribution	Amount
Name and address (home or business)				
a <i>Paid during the year</i>				
Campus Crusade for Christ Inc 100 Lake Hart Dr Orlando, FL 32832	N/A	PC	General support	4,000
Cancare of Houston Inc9575 Katy Fwy Houston, TX 77024	N/A	PC	General support	4,000
Contemporary Arts Museum Houston 5216 Montrose Blvd Houston, TX 77006	N/A	PC	General support	5,000
Total ▶ 3a				1,569,900

Form 990PF Part XV Line 3 - Grants and Contributions Paid During the Year or Approved for Future Payment				
Recipient	If recipient is an individual, show any relationship to any foundation manager or substantial contributor	Foundation status of recipient	Purpose of grant or contribution	Amount
Name and address (home or business)				
a <i>Paid during the year</i>				
Covenant House Texas1111 Lovett Blvd Houston, TX 77006	N/A	PC	General support	500
Greater Houston Community Foundatio 5120 Woodway Dr Ste 6000 Houston, TX 77056	N/A	PC	Next Generation Giving Circle	650
Hermann Park Conservancy 6201 A Hermann Park Dr Houston, TX 77030	N/A	PC	General support	500
Total 				1,569,900
3a				

Form 990PF Part XV Line 3 - Grants and Contributions Paid During the Year or Approved for Future Payment				
Recipient	If recipient is an individual, show any relationship to any foundation manager or substantial contributor	Foundation status of recipient	Purpose of grant or contribution	Amount
Name and address (home or business)				
a <i>Paid during the year</i>				
Holocaust Museum of Houston 5401 Caroline St Houston, TX 77004	N/A	PC	Guardian Spirit Luncheon	2,500
Houston Hospice1905 Holcombe Blvd Houston, TX 77030	N/A	PC	General support	5,000
Houston Parks Board300 N Post Oak Ln Houston, TX 77024	N/A	PC	Tennis Learning Center	2,500
Total ▶ 3a				1,569,900

Form 990PF Part XV Line 3 - Grants and Contributions Paid During the Year or Approved for Future Payment				
Recipient	If recipient is an individual, show any relationship to any foundation manager or substantial contributor	Foundation status of recipient	Purpose of grant or contribution	Amount
Name and address (home or business)				
a <i>Paid during the year</i>				
Humanities Texas1410 Rio Grande St Austin, TX 78701	N/A	PC	General support	10,000
The Immunization Partnership PO Box 5168 Katy, TX 77491	N/A	PC	2016 Community luncheon	2,500
Julie Rogers Gift of Life Program 2390 Dowlen Rd Beaumont, TX 77706	N/A	PC	General support	5,000
Total ▶ 3a				1,569,900

Form 990PF Part XV Line 3 - Grants and Contributions Paid During the Year or Approved for Future Payment				
Recipient	If recipient is an individual, show any relationship to any foundation manager or substantial contributor	Foundation status of recipient	Purpose of grant or contribution	Amount
Name and address (home or business)				
a <i>Paid during the year</i>				
Kids Meals Inc330 Garden Oaks Blvd Houston, TX 77018	N/A	PC	General support	5,000
Kipp Academy6700 Bellaire Blvd Houston, TX 77074	N/A	PC	General support	5,000
Lawndale Art And Performance Center 4912 Main St Houston, TX 77002	N/A	PC	General support	1,000
Total ▶ 3a				1,569,900

Form 990PF Part XV Line 3 - Grants and Contributions Paid During the Year or Approved for Future Payment				
Recipient	If recipient is an individual, show any relationship to any foundation manager or substantial contributor	Foundation status of recipient	Purpose of grant or contribution	Amount
Name and address (home or business)				
a <i>Paid during the year</i>				
Lifehouse of HoustonPO Box 27127 Houston, TX 77227	N/A	PC	General support	10,000
Lone Star Flight Museum 2002 Terininal Dr Galveston, TX 77554	N/A	PC	General support	5,000
Lord of the Streets Episcopal Churc 3401 Fannin St Houston, TX 77004	N/A	PC	General support	5,000
Total ▶ 3a				1,569,900

Form 990PF Part XV Line 3 - Grants and Contributions Paid During the Year or Approved for Future Payment				
Recipient	If recipient is an individual, show any relationship to any foundation manager or substantial contributor	Foundation status of recipient	Purpose of grant or contribution	Amount
Name and address (home or business)				
a <i>Paid during the year</i>				
Methodist Hospital Foundation 6565 Fannin St GB240 Houston, TX 77030	N/A	PC	General support	228,000
Mexico Medical Missions 4001 County Rd 114 Glenwood Springs, CO 81601	N/A	PC	General support	10,000
Museum of Fine Arts Houston 1001 Bissonnet St Houston, TX 77005	N/A	PC	General support	135,800
Total ▶ 3a				1,569,900

Form 990PF Part XV Line 3 - Grants and Contributions Paid During the Year or Approved for Future Payment				
Recipient	If recipient is an individual, show any relationship to any foundation manager or substantial contributor	Foundation status of recipient	Purpose of grant or contribution	Amount
Name and address (home or business)				
a <i>Paid during the year</i>				
Museum of Fine Arts Houston 1001 Bissonnet St Houston, TX 77005	N/A	PC	General support	5,000
Neuhaus Education Center 4433 Bissonnet St Bellaire, TX 77401	N/A	PC	General support	30,000
Pathways for Little Feet 9 Greenway Plz Ste 3150 Houston, TX 77046	N/A	PC	Luncheon	500
Total ▶ 3a				1,569,900

Form 990PF Part XV Line 3 - Grants and Contributions Paid During the Year or Approved for Future Payment				
Recipient	If recipient is an individual, show any relationship to any foundation manager or substantial contributor	Foundation status of recipient	Purpose of grant or contribution	Amount
Name and address (home or business)				
a <i>Paid during the year</i>				
Phi Beta Kappa Alumni of Greater Ho PO Box 25283 Houston, TX 77265	N/A	PC	General support	3,000
Philanthropy Roundtable 1120 20th St NW Suite 550 South Washington, DC 20036	N/A	PC	General support	1,500
Prelude Music Foundation 9802 Madeline Alyssa Ct Houston, TX 77025	N/A	PC	General support	1,000
Total ▶ 3a				1,569,900

Form 990PF Part XV Line 3 - Grants and Contributions Paid During the Year or Approved for Future Payment				
Recipient	If recipient is an individual, show any relationship to any foundation manager or substantial contributor	Foundation status of recipient	Purpose of grant or contribution	Amount
Name and address (home or business)				
a <i>Paid during the year</i>				
Prison Entrepreneurship Program 4140 Directors Row Houston, TX 77092	N/A	PC	Workforce Training and Entrepreneurship	15,000
Rice University6100 Main St Houston, TX 77005	N/A	PC	General support	5,000
River Oaks Chamber Orchestra 1973 W Gray St Houston, TX 77019	N/A	PC	General support	10,000
Total ▶ 3a				1,569,900

Form 990PF Part XV Line 3 - Grants and Contributions Paid During the Year or Approved for Future Payment				
Recipient	If recipient is an individual, show any relationship to any foundation manager or substantial contributor	Foundation status of recipient	Purpose of grant or contribution	Amount
Name and address (home or business)				
a <i>Paid during the year</i>				
Salvation Army615 Slaters Ln Alexandria, VA 22314	N/A	PC	General support	10,000
Salvation Army615 Slaters Ln Alexandria, VA 22314	N/A	PC	General support	1,000
Samaritan's PursePO Box 3000 Boone, NC 28607	N/A	PC	Harvey Relief Fund	5,000
Total ▶ 3a				1,569,900

Form 990PF Part XV Line 3 - Grants and Contributions Paid During the Year or Approved for Future Payment				
Recipient	If recipient is an individual, show any relationship to any foundation manager or substantial contributor	Foundation status of recipient	Purpose of grant or contribution	Amount
Name and address (home or business)				
a <i>Paid during the year</i>				
Serenity RetreatPO Box 679 Questa, NM 87556	N/A	PC	The Restored Souls Campaign	30,000
St John's School2401 Claremont Houston, TX 77019	N/A	PC	General support	55,000
St Luke's United Methodist Church 3471 Westheimer Rd Houston, TX 77027	N/A	PC	Wynn Blanton capital improvemen	15,000
Total ▶ 3a				1,569,900

Form 990PF Part XV Line 3 - Grants and Contributions Paid During the Year or Approved for Future Payment				
Recipient	If recipient is an individual, show any relationship to any foundation manager or substantial contributor	Foundation status of recipient	Purpose of grant or contribution	Amount
Name and address (home or business)				
a <i>Paid during the year</i>				
Star of Hope Mission6897 Ardmore St Houston, TX 77054	N/A	PC	General support	6,000
Teach for America315 W 36Th St Fl 8 York, NY 10018	N/A	PC	General support	5,000
Texas Annual Conference5215 Main St Houston, TX 77002	N/A	PC	Endowment for Emerging Leaders	20,000
Total ▶ 3a				1,569,900

Form 990PF Part XV Line 3 - Grants and Contributions Paid During the Year or Approved for Future Payment				
Recipient	If recipient is an individual, show any relationship to any foundation manager or substantial contributor	Foundation status of recipient	Purpose of grant or contribution	Amount
Name and address (home or business)				
a <i>Paid during the year</i>				
Texas Children's Hospital Foundatio 6621 Fannin St Houston, TX 77030	N/A	PC	Peanut Allergy Desensitization Study and	101,000
Texas Cultural Trust 823 Congress Ave Ste 650 Austin, TX 78701	N/A	PC	General support	21,200
Texas Neurofibromatosis Foundation 320 Decker Dr Ste 100 Irving, TX 75062	N/A	PC	Cookies with Santa	1,000
Total ▶ 3a				1,569,900

Form 990PF Part XV Line 3 - Grants and Contributions Paid During the Year or Approved for Future Payment				
Recipient	If recipient is an individual, show any relationship to any foundation manager or substantial contributor	Foundation status of recipient	Purpose of grant or contribution	Amount
Name and address (home or business)				
a <i>Paid during the year</i>				
The Children's Museum of Houston 1500 Binz St Houston, TX 77004	N/A	PC	General support	12,500
The Food Allergy And Anaphylaxis Ne 11781 Lee Jackson Hwy Ste 160 Fairfax, VA 22033	N/A	PC	General support	5,000
The Forge for Families Inc3435 Dixie Dr Houston, TX 77021	N/A	PC	General support and basketball hoops pro	7,500
Total ▶ 3a				1,569,900

Form 990PF Part XV Line 3 - Grants and Contributions Paid During the Year or Approved for Future Payment				
Recipient	If recipient is an individual, show any relationship to any foundation manager or substantial contributor	Foundation status of recipient	Purpose of grant or contribution	Amount
Name and address (home or business)				
a <i>Paid during the year</i>				
The University of Texas Foundation PO Box 250 Austin, TX 78767	N/A	PC	Blanton Museum/tennic center/Blanton Gal	454,000
The UT MD Anderson Cancer Center PO Box 4486 Houston, TX 77210	N/A	GOV	Living Legend event and general support	20,000
The UT MD Anderson Cancer Center PO Box 4486 Houston, TX 77210	N/A	GOV	General support	125,000
Total ▶ 3a				1,569,900

Form 990PF Part XV Line 3 - Grants and Contributions Paid During the Year or Approved for Future Payment				
Recipient	If recipient is an individual, show any relationship to any foundation manager or substantial contributor	Foundation status of recipient	Purpose of grant or contribution	Amount
Name and address (home or business)				
a <i>Paid during the year</i>				
The Workfaith Connection 10120 Northwest Fwy Ste 200 Houston, TX 77092	N/A	PC	General support	5,000
Tri Delta Sorority Foundation PO Box 22517 Houston, TX 77227	N/A	PC	General support	1,000
United Way of the Texas Gulf Coast 50 Waugh Dr Houston, TX 77007	N/A	PC	General support	10,000
Total ▶ 3a				1,569,900

Form 990PF Part XV Line 3 - Grants and Contributions Paid During the Year or Approved for Future Payment				
Recipient	If recipient is an individual, show any relationship to any foundation manager or substantial contributor	Foundation status of recipient	Purpose of grant or contribution	Amount
Name and address (home or business)				
a <i>Paid during the year</i>				
University of St Thomas 3800 Montrose Blvd Houston, TX 77006	N/A	PC	General support	1,000
Washington Tennis Education Foundat 1600 Kennedy St Nw Washington, DC 20011	N/A	PC	General support	1,000
Wiley College711 Wiley Ave Marshall, TX 75670	N/A	PC	General support	4,000
Total ▶ 3a				1,569,900

Form 990PF Part XV Line 3 - Grants and Contributions Paid During the Year or Approved for Future Payment				
Recipient	If recipient is an individual, show any relationship to any foundation manager or substantial contributor	Foundation status of recipient	Purpose of grant or contribution	Amount
Name and address (home or business)				
a <i>Paid during the year</i>				
Yellowstone Academy3000 Trulley St Houston, TX 77004	N/A	PC	Love brunch and general support	5,250
Young Audiences 4550 Post Oak Place Dr Ste 230 Houston, TX 77027	N/A	PC	General support	5,000
Young Life Greater Houston Region 420 N Cascade Ave Colorado Springs, CO 80903	N/A	PC	General support	5,000
Total ▶ 3a				1,569,900

Form 990PF Part XV Line 3 - Grants and Contributions Paid During the Year or Approved for Future Payment

Recipient	If recipient is an individual, show any relationship to any foundation manager or substantial contributor	Foundation status of recipient	Purpose of grant or contribution	Amount
Name and address (home or business)				
a Paid during the year				
Zina Garrison All Court Tennis Acad 1333 Old Spanish Trail G175 Houston, TX 77054	N/A	PC	General support	5,000
Total ▶ 3a				1,569,900

TY 2017 Accounting Fees Schedule**Name:** Scurlock Foundation**EIN:** 74-1488953**Software ID:** 17005038**Software Version:** 2017v2.2**Accounting Fees Schedule**

Category	Amount	Net Investment Income	Adjusted Net Income	Disbursements for Charitable Purposes
Tax compliance	7,739	1,870	0	3,869

Note: To capture the full content of this document, please select landscape mode (11" x 8.5") when printing.

TY 2017 Depreciation Schedule

Name: Scurlock Foundation

EIN: 74-1488953

Software ID: 17005038

Software Version: 2017v2.2

Description of Property	Date Acquired	Cost or Other Basis	Prior Years' Depreciation	Computation Method	Rate / Life (# of years)	Current Year's Depreciation Expense	Net Investment Income	Adjusted Net Income	Cost of Goods Sold Not Included
Computer	2013-01-01	1,049	840	SL	5 0000	209	105		

TY 2017 Investments Corporate Bonds Schedule

Name: Scurlock Foundation

EIN: 74-1488953

Software ID: 17005038

Software Version: 2017v2.2

Investments Corporate Bonds Schedule

Name of Bond	End of Year Book Value	End of Year Fair Market Value
10000 Abbvie Inc Note 11/06/42	10,722	10,722
6000 Actavis Funding Scs Note 03/15/25	6,108	6,108
13000 Allstate Corp Bond 05/15/67	12,838	12,838
7000 Amazon Com Inc Bond 12/05/19	7,071	7,071
5000 Anheuser-Busch Inbev SA 02/01/24	5,204	5,204
7000 Bank Amer Corp Mtn 08/01/25	7,384	7,384
6000 Bank of Montreal Note 12/12/19	5,980	5,980
6000 Bank of Nova Scotia Note 12/16/25	6,312	6,312
4000 Boeing Co Note 03/01/35	3,982	3,982
18000 CenturyLink Inc Nt Call 09/15/39	15,480	15,480
10000 Cimarex Energy Co Note 05/15/27	10,225	10,225
4000 Cisco Systems Inc Note 02/28/21	3,987	3,987
4000 Citigroup Inc Mtn 04/27/25	4,037	4,037
6000 Citigroup Inc Note 03/30/21	6,142	6,142
8000 Citigroup Inc Note 09/29/27	8,470	8,470
4000 Costco Coc Inc Note 02/15/22	3,978	3,978
4000 CVS Health Corp Note Call 08/12/24	4,022	4,022
4000 Deutsche BK AG Mtn 05/10/19	4,013	4,013
8000 Diamond Offshore 10/15/39	6,480	6,480
4000 Discovery Comm LLC 09/20/19	3,982	3,982

Investments Corporate Bonds Schedule

Name of Bond	End of Year Book Value	End of Year Fair Market Value
3000 Duke Energy Corp New Note 04/15/24	3,133	3,133
7000 DuPont E I De Nemours Co 01/15/20	7,339	7,339
16000 EMC Corp Mass Note 06/01/18	15,924	15,924
9000 Ensco Plc Note 10/01/44	6,165	6,165
11000 Enterprise Prods Oper LP 01/15/68	11,000	11,000
6000 Estee Lauder Cos Inc Note 08/15/22	5,951	5,951
8000 Exelon Gen Co LLC Note 03/15/22	8,134	8,134
4000 Express Scripts Hldgs Nt 06/15/24	4,035	4,035
8000 Fedex Corp Note 02/01/25	8,102	8,102
3000 Fedex Corp Note 04/01/26	3,023	3,023
6000 Goldman Sachs Note 11/15/21	6,088	6,088
4000 Goldman Sachs Note 11/16/26	4,023	4,023
5000 Goldman Sachs Note 11/16/26	5,029	5,029
6000 Huntington Bancshares Nt 03/14/21	6,094	6,094
6180 shs Ishares Iboxx	751,242	751,242
117 shs IShares IBoxx Hi Yld ETF	10,209	10,209
73 shs IShares IBoxx Inv-Gr C Bond ETF	8,874	8,874
937 shs IShares Tr MBS ETF	99,875	99,875
249 shs IShares Tr MBS ETF	26,541	26,541
4000 Johnson & Johnson Note 03/01/36	4,147	4,147

Investments Corporate Bonds Schedule

Name of Bond	End of Year Book Value	End of Year Fair Market Value
6000 JP Morgan Chase NA Note 03/09/21	6,014	6,014
4000 JPMorgan Chase & Co Note 02/01/28	4,145	4,145
9000 Lexmark Intl Inc Note 03/15/20	9,353	9,353
8000 M D C Hldgs Inc Note 01/15/43	7,800	7,800
12000 Mexcio Mtn 10/12/10	12,625	12,625
8000 Microsoft Corp Note 08/08/46	8,340	8,340
7000 Mitsubishi UFJ Fin Group 07/25/22	7,026	7,026
6000 Morgan Stanley MTN 02/14/20	6,024	6,024
5000 National Oilwell Varco Nt 12/01/22	4,883	4,883
2000 Newell Brands Inc Note 04/01/26	2,089	2,089
7050 Pimco Active Bond Exchange-Traded	747,300	747,300
160 shs Pimco ETF Trust 0-5YR HY Corp	16,077	16,077
4000 Priceline Grp Inc Note 03/15/28	3,962	3,962
4000 Progressive Corp Ohio Nt 01/15/27	3,825	3,825
2000 Raytheon Co Note 10/15/20	2,046	2,046
6000 Regions Fin Corp Note 02/08/21	6,105	6,105
6000 Royal Bank of Canada Note 01/27/26	6,466	6,466
4000 Smuckers J M Co Note 03/15/20	4,010	4,010
2000 Teva Pharma Fin Note 07/21/21	1,827	1,827
3000 Thermo Fisher Sci Note 01/15/23	3,037	3,037

Investments Corporate Bonds Schedule

Name of Bond	End of Year Book Value	End of Year Fair Market Value
7000 Walgreens Boots Alliance 11/18/19	7,042	7,042
6000 Wells Fargo Co New Note 03/04/01	6,166	6,166
8000 Wells Fargo Co New Note 10/23/26	7,841	7,841

TY 2017 Investments Corporate Stock Schedule**Name:** Scurlock Foundation**EIN:** 74-1488953**Software ID:** 17005038**Software Version:** 2017v2.2

Name of Stock	End of Year Book Value	End of Year Fair Market Value
84 shs 3M Company	19,771	19,771
931 shs ABB Ltd Sponsored ADR	24,969	24,969
102 shs Abbvie Inc Com	9,864	9,864
145 shs Abbvie Inc Com	14,023	14,023
379 shs Accenture PLC Cls A	58,021	58,021
97 shs Adobe Sys Inc	16,998	16,998
627 shs Advanced Micro Devices Inc	6,446	6,446
3378 shs Ahtene Holding LTD	175,001	175,001
42 shs Allergan PLC	6,870	6,870
1000 shs Allianz SE	22,995	22,995
1692 shs Allianz SE ADR	38,908	38,908
31 shs Alphabet Inc Cap Stk CL A	32,655	32,655
263 shs Altria Group Inc	18,781	18,781
21 shs Amazon.Com Inc	24,559	24,559
87 shs American Tower Corp	12,412	12,412
47 shs Amgen Inc	8,173	8,173
59 shs Amgen Inc	10,260	10,260
1254 shs Amplify Energy Corp	12,728	12,728
116 shs Anadarko Pete Corp	6,222	6,222
271 shs Apple Inc	45,861	45,861
295 shs Applied Materials Inc	15,080	15,080
166 shs Aramark Com	7,095	7,095
1618 shs Assicurazioni Generali Spa	14,766	14,766
249 shs AT&T Inc	9,681	9,681
624 shs AT&T Inc	24,261	24,261
4991 shs Athene Holding LTD Class A	258,085	258,085
1934 shs Atlantia SPA Unsp ADR	30,563	30,563
92 shs Automatic Data Processing Inc	10,781	10,781
1048 shs Axa Ads-Each Rep	31,128	31,128
471 shs Aztrazeneca ADR	16,344	16,344

Name of Stock	End of Year Book Value	End of Year Fair Market Value
567 shs Bae Systems Spon ADR	17,580	17,580
1185 shs Banco Bilbao Vizcaya Argentari	10,073	10,073
556 shs Bank of America Corp	16,413	16,413
94 shs Bank of America Corp 6.625% Pfd	2,552	2,552
602 shs BASF SE Spon ADR	16,579	16,579
124 shs BB&T Corp	6,165	6,165
196 shs BB&T Corp	9,745	9,745
206 shs BCE Inc	9,890	9,890
274 shs Becton Dickinson	58,652	58,652
50 shs Becton Dickinson	10,703	10,703
291 shs Berkshire Hathaway Inc	57,682	57,682
97 shs Berkshire Hathaway Inc Del Cl B	19,227	19,227
249 shs Berry Global Group Inc	14,609	14,609
29 shs Biogen Inc Com	9,239	9,239
28 shs Blackrock Inc	14,384	14,384
25 shs Boeing Co	7,373	7,373
102 shs Boeing Co	30,081	30,081
1032 shs Bridgestone Corp ADR	23,993	23,993
278 shs British American Tobacco	18,623	18,623
159 shs Broadridge Financial Solutions	14,402	14,402
101 shs Burlington Stores Inc	12,426	12,426
688 shs C H Robinson Worldwide Inc	61,294	61,294
1264 shs Cal Maine Foods Inc	56,185	56,185
69 shs California Resources Corp	1,341	1,341
1020 shs Canon Inc	38,148	38,148
97 shs Capital One Dep 6.25% Pfd	2,539	2,539
317 shs Carbonite Inc Com	7,957	7,957
111 shs Carnival Corp Paired CTF	7,367	7,367
65 shs Caterpillar Inc	10,243	10,243
172 shs CDW Corp Com	11,952	11,952

Name of Stock	End of Year Book Value	End of Year Fair Market Value
81 shs Celgene Corp	8,453	8,453
83 shs Centene Corp Del	8,373	8,373
68 shs Centene Corp Del	6,860	6,860
604 shs Centerpoint Energy Inc	17,129	17,129
211 shs Chemical Financial Corp	11,282	11,282
2500 shs Chesapeake Energy	9,900	9,900
258 shs Chevron Corp	32,299	32,299
150 shs Chevron Corp	18,779	18,779
87 shs Chub Limited Com NPV	12,713	12,713
104 shs Church & Dwight Inc	5,218	5,218
144 shs Cincinnati Financial Corp	10,796	10,796
58 shs Cintas Corp	9,038	9,038
269 shs Cisco Sys Inc	10,303	10,303
780 shs Cisco Sys Inc	29,874	29,874
325 shs Citigroup Inc	24,183	24,183
260 shs CMS Energy Corp	12,298	12,298
208 shs Coca Cola Co	9,543	9,543
518 shs Coca Cola Co	23,766	23,766
123 shs Colgate Palmolive Co	9,280	9,280
246 shs Comcast Corp	9,852	9,852
1000 shs Conoco Phillips	54,890	54,890
997 shs Conoco Phillips	54,725	54,725
83 shs Coresite Realty Corp	9,454	9,454
5374 shs Credit Agricole S A ADR	44,529	44,529
135 shs Crown Castle Intl Corp	14,986	14,986
73 shs Cullen Frost Bankers Inc	6,909	6,909
97 shs CVS Health Corp	7,033	7,033
976 shs Cypress Semiconductor Corp	14,874	14,874
611 shs Cypress Semiconductor Corp	9,312	9,312
198 shs D R Horton Inc	10,112	10,112

Name of Stock	End of Year Book Value	End of Year Fair Market Value
304 shs Daimler AG UNSP ADR	25,729	25,729
96 shs Danaher Corp Com	8,911	8,911
181 shs DBS Group Hldgs Lts	13,463	13,463
57 shs Deere & Company	8,921	8,921
1552 shs Deutsche Telekom AG	27,573	27,573
106 shs Diamondback Energy Inc	13,383	13,383
112 shs Digital Rlty Tr Inc	12,757	12,757
1183 shs Discover Financial Services	90,996	90,996
87 shs Disney Walt Co	9,353	9,353
185 shs Dominion Energy Inc	14,996	14,996
183 shs Dow Dupont Inc	13,033	13,033
261 shs Dow Dupont Inc	18,588	18,588
228 shs Duke Energy Corp	19,177	19,177
267 shs E Trade Financial Corp	13,235	13,235
69 shs Eagle Materials Inc	7,818	7,818
48 shs Ecolab Inc	6,441	6,441
814 shs Emerson Electric Co	56,728	56,728
122 shs Emerson Electric Co	8,502	8,502
183 shs EOG Resources Inc	19,748	19,748
65 shs Epam Sys Inc Com	6,983	6,983
137 shs EPR Pptys SBO USD	8,968	8,968
172 shs Essent Group Ltd Com	7,468	7,468
171 shs Exelixis Inc	5,198	5,198
304 shs Exxon Mobil Corp	25,427	25,427
133 shs Facebook Inc Com	23,469	23,469
214 shs FCB Financial Holdings Inc	10,871	10,871
38 shs Fedex Corp	9,483	9,483
653 shs Ferrovail SA ADR	14,839	14,839
562 shs First Horizon Natl Corp	11,234	11,234
216 shs First Solar Inc	14,584	14,584

Name of Stock	End of Year Book Value	End of Year Fair Market Value
67 shs Fleetcor Technologies Inc Com	12,893	12,893
922 shs Ford Mtr Co Del	11,516	11,516
175 shs Franklin Res Inc	7,583	7,583
13 shs Freeport McMoran	246	246
187 shs Furstcash Inc Com	12,613	12,613
470 shs General Electric Co	8,202	8,202
279 shs General Motors Co	11,436	11,436
102 shs Genuine Parts Co	9,691	9,691
688 shs Gilead Sciences Inc	49,288	49,288
127 shs Gilead Sciences Inc	9,098	9,098
329 shs Glaxosmithkline ADR	11,670	11,670
103 shs Global Pmts Inc Com	10,325	10,325
144 shs Healthcare Svcs Grp Inc	7,592	7,592
77 shs Heico Corp	7,265	7,265
700 shs Hess Corporation	33,229	33,229
94 shs Hill Rom HoldingsCom	7,923	7,923
109 shs Home Depot Inc	20,659	20,659
97 shs Honeywell Intl Inc	14,876	14,876
575 shs Host Hotels & Resorts Inc	11,414	11,414
197 shs HSBC Holdings	10,173	10,173
137 shs Hugoton Royalty Trust	192	192
146 shs Icon Plc Shs	16,374	16,374
1194 shs ING Groep N V Sponsored	22,041	22,041
126 shs Insperty Inc Com	7,226	7,226
585 shs Intel Corp	27,004	27,004
409 shs Intel Corp	18,879	18,879
177 shs International Paper Co	10,255	10,255
302 shs International Paper Co	17,498	17,498
1102 shs Intesa Sanpaolo SPA	21,993	21,993
312 shs Invesco Ltd	11,400	11,400

Name of Stock	End of Year Book Value	End of Year Fair Market Value
273 shs Iron Mountain Inc	10,300	10,300
8225 shs Ishares Core S&P Midcap ETF	1,560,941	1,560,941
16950 shs Ishares MSCI EAFE Index Fund	1,191,755	1,191,755
5000 shs Ishares Russell 2000 ETF	762,300	762,300
443 shs Ishares Tr S&P US Pfd Stk	16,865	16,865
566 shs Itau Unibanco Holdings SA	7,358	7,358
54 shs John Bean Technologies Corp	5,983	5,983
154 shs Johnson & Johnson	21,517	21,517
71 shs Johnson & Johnson	9,920	9,920
302 shs JPMorgan Chase & Co	32,296	32,296
75 shs Kansas City Southern	7,892	7,892
63 shs Kansas City Southern	6,629	6,629
225 shs Kar Auction Services Inc	11,365	11,365
10 shs Key Energy Services Inc	118	118
78 shs Kimberly Clark Corp	9,411	9,411
690 shs Kimberly Clark De Mex Sab de CV	6,104	6,104
837 shs Kinder Morgan Inc	15,124	15,124
724 shs Koninklijke Philips NV Res Sh	27,367	27,367
112 shs Kraft Heinz Co	8,709	8,709
72 shs Laboratory Corp Amer Holdgs	11,485	11,485
215 shs Lamar Advertising Co	15,962	15,962
212 shs Las Vegas Sands Corp	14,732	14,732
123 shs Liberty Interactive Lbt Ven Com	6,672	6,672
78 shs Lilly Eli & Co Com	6,588	6,588
133 shs Lilly Eli & Co Com	11,233	11,233
135 shs Lincoln National Corp	10,377	10,377
340 shs LKQ Corp Com	13,828	13,828
19 shs Lockheed Martin Corp	6,100	6,100
64 shs Lockheed Martin Corp	20,547	20,547
106 shs Lyondellbasell Industries	11,694	11,694

Name of Stock	End of Year Book Value	End of Year Fair Market Value
344 shs M/I Homes Inc	11,834	11,834
137 shs Macquarie Infrastructure Corp	8,795	8,795
118 shs Marathon Petroleum Corp	7,786	7,786
199 shs Masco Corp	8,744	8,744
233 shs Maxim Integrated Prods Inc	12,181	12,181
75 shs McCormick & Co Inc	7,643	7,643
72 shs McDonalds Corp	12,393	12,393
70 shs McDonalds Corp	12,048	12,048
940 shs Merck & Co Inc	52,894	52,894
215 shs Merck & Co Inc	12,098	12,098
236 shs Merck & Co Inc	13,280	13,280
178 shs Metlife Inc	9,000	9,000
436 shs Micorsoft Corp	37,295	37,295
163 shs Microsoft Corp	13,943	13,943
534 shs Mobile Telesystems PJSC	5,441	5,441
185 shs Mondelez Intl Inc Com	7,918	7,918
62 shs Moodys Corp	9,152	9,152
486 shs Morgan Stanley	25,500	25,500
264 shs Nestle S A Spon ADR	22,702	22,702
394 shs Newfield Exploration Co	12,423	12,423
1083 shs Nissan Motor Co Spon ADR	21,603	21,603
1625 shs Nordea BK Sweden AB Spon ADR	19,708	19,708
91 shs Norwegian Cruise Line Hldgs Ltd	4,846	4,846
254 shs Novartis A G Spon ADR	21,326	21,326
541 shs NTT Docomo Inc ADS	12,860	12,860
127 shs Nutri Sys Inc	6,680	6,680
1000 shs Occidental Petroleum Corp	73,660	73,660
142 shs Occidental Petroleum Corp	10,460	10,460
55 shs Old Dominion Fght Lines Inc	7,235	7,235
255 shs Ollies Bargain Outlet Hldgs Inc	13,579	13,579

Name of Stock	End of Year Book Value	End of Year Fair Market Value
576 shs Omnicom Cap Inc	41,950	41,950
221 shs Oracle Corp	10,449	10,449
207 shs Paychex Inc	14,093	14,093
553 shs Peoples united Financial Inc	10,341	10,341
404 shs Pepsico Inc	48,448	48,448
165 shs Pepsico Inc	19,787	19,787
182 shs Pepsico Inc	21,825	21,825
334 shs Pfizer Inc	12,097	12,097
906 shs Pfizer Inc	32,815	32,815
215 shs Philip Morris Intl Inc	22,715	22,715
191 shs Pinnacle Foods Inc Del	11,359	11,359
126 shs Polyone Corp	5,481	5,481
102 shs Pra Health Sciences Inc	9,289	9,289
654 shs Price T Rowe Group Inc	68,624	68,624
207 shs Procter and Gamble Co	19,019	19,019
303 shs Procter and Gamble Co	27,840	27,840
1384 shs Prosiebensat1 Media SE Unsp	11,926	11,926
72 shs Proto Labs Inc Com	7,416	7,416
1079 shs Public Service Enterprise	55,569	55,569
90 shs PVH Corp	12,349	12,349
139 shs Qorvo Inc Com	9,257	9,257
284 shs Quanta Services Inc Vote Com	11,107	11,107
17 shs Regeneron Pharmaceuticals	6,391	6,391
85 shs Resmed Inc	7,199	7,199
180 shs Restaurant Brands Int Inc	11,066	11,066
552 shs Ring Energy Inc Com	7,673	7,673
502 shs Rio Tinto Adr	26,571	26,571
670 shs Roche Holdings Ltd Spon ADR	21,185	21,185
106 shs Ross Stores Inc	8,507	8,507
458 shs Royaal Dutch Shell	31,277	31,277

Name of Stock	End of Year Book Value	End of Year Fair Market Value
235 shs Royal Bank of Canada Com	19,188	19,188
145 shs Royal Dutch Shell PLC B	9,902	9,902
82 shs Ryman Hospitality Pptys Inc	5,660	5,660
56 shs S&P Global. Inc	9,486	9,486
40 shs SBA Communications Corp	6,534	6,534
157 shs Schlumberger	10,580	10,580
3615 shs Scor Sponsored ADR	14,561	14,561
1849 shs Sekisui House Ltd	33,410	33,410
142 shs Seventy Seven Energy Inc		
20 shs Sherwin Williams Co	8,201	8,201
341 shs Siemens AG Aponsored ADR	23,780	23,780
550 shs Silverbow Res Warr 04/22/19	99	99
550 shs Silverbow Res Warr 04/22/20	99	99
102 shs Silverbow Resources Inc	3,031	3,031
64 shs Simon Ppty Grp Inc	10,991	10,991
499 shs Singapore Telecomm Ltd	13,330	13,330
188 shs SK Telecom Ltd Sponsored ADR	5,247	5,247
299 shs Skechers USA Inc	11,314	11,314
197 shs Sodastream International Ltd	13,857	13,857
260 shs Southern Co	12,503	12,503
221 shs Southwest Airlines	14,464	14,464
8750 shs SPDR S&P 500 ETF Trust	2,335,027	2,335,027
157 shs SPDR Ser Tr S&P Biotech ETF	13,325	13,325
151 shs Steel Dynamics Inc Com	6,513	6,513
188 shs Stifel Financial Corp	11,197	11,197
49 shs Stryker Corp	7,587	7,587
1012 shs Suntrust Banks Inc	65,365	65,365
110 shs Suntrust Banks Inc	7,105	7,105
157 shs Supernus Pharmaceuticals Inc	6,256	6,256
56 shs SVB Financial Group	13,091	13,091

Name of Stock	End of Year Book Value	End of Year Fair Market Value
1307 shs Swire Pacific ADR	12,096	12,096
223 shs Symantec Corp	6,257	6,257
815 shs Taiwan Semiconductor Mfg Ltd	32,315	32,315
243 shs Telecom Argentina SA ADR	8,901	8,901
141 shs Terex Corp	6,799	6,799
1284 shs Ternia Rete Elettrica Naz	22,406	22,406
227 shs Ternium SA ADR	7,171	7,171
2000 shs Tetra Technologies Inc	8,540	8,540
153 shs Texas Instruments Inc	15,979	15,979
35 shs Thermo Fisher Scientific	6,646	6,646
354 shs Total SA Sponsored ADR	19,569	19,569
114 shs Tractor Supply Co	8,522	8,522
187 shs Transcanada Corp Com NPV	9,096	9,096
168 shs Transunion Com	9,233	9,233
208 shs Trupanion Inc Com	6,088	6,088
150 shs Tupperware Brands Corp	9,405	9,405
538 shs UMH Pptys Inc	8,016	8,016
731 shs Unibail-Rodamco SE ADR	18,434	18,434
356 shs Unilever PLC Spon ADR	19,701	19,701
551 shs Unit Corp	12,122	12,122
70 shs United Continental Holdings Inc	4,718	4,718
99 shs United Parcel Svc Inc	11,796	11,796
51 shs United Rentals Inc	8,767	8,767
90 shs United Technologies Corp	11,481	11,481
312 shs Unitedhealth Group	68,784	68,784
103 shs Unitedhealth Group	22,707	22,707
395 shs UPM Kymmene Corp Sponsored ADR	12,321	12,321
191 shs US Bancorp Del Com	10,234	10,234
706 shs USA Technologies Inc	6,884	6,884
178 shs Valero Energy Corp	16,360	16,360

Name of Stock	End of Year Book Value	End of Year Fair Market Value
801 shs Valley Natl Bancorp	8,987	8,987
65 shs Verisk Analytics Inc Com	6,240	6,240
448 shs Verizon Communications	23,713	23,713
174 shs Visa Inc Com CL A	19,839	19,839
144 shs Wal-Mart Stores Inc	14,220	14,220
211 shs Wal-Mart Stores Inc	20,836	20,836
189 shs Waste Connections Inc	13,408	13,408
202 shs Webster Fin Waterbury Conn	11,344	11,344
212 shs Wells Fargo Co	12,862	12,862
210 shs Western Alliance Bancorp	11,890	11,890
98 shs Westlake Chem Corp	10,440	10,440
167 shs Westlake Chem Corp	17,791	17,791
661 shs Westpac Banking Corporation ADR	16,115	16,115
76 shs Wyndham Worldwide Corp	8,806	8,806
262 shs XPO Logistics Inc	23,997	23,997
226 shs Zions Bancorp	11,488	11,488

TY 2017 Investments Government Obligations Schedule**Name:** Scurlock Foundation**EIN:** 74-1488953**Software ID:** 17005038**Software Version:** 2017v2.2**US Government Securities - End
of Year Book Value:**

420,494

**US Government Securities - End
of Year Fair Market Value:**

420,494

**State & Local Government
Securities - End of Year Book
Value:****State & Local Government
Securities - End of Year Fair
Market Value:**

TY 2017 Investments - Land Schedule**Name:** Scurlock Foundation**EIN:** 74-1488953**Software ID:** 17005038**Software Version:** 2017v2.2

Category/ Item	Cost/Other Basis	Accumulated Depreciation	Book Value	End of Year Fair Market Value
Land	27,103		27,103	41,829
Miscellaneous	1,199,279	1,199,279		514,628

TY 2017 Investments - Other Schedule

Name: Scurlock Foundation

EIN: 74-1488953

Software ID: 17005038

Software Version: 2017v2.2

Investments Other Schedule 2

Category/ Item	Listed at Cost or FMV	Book Value	End of Year Fair Market Value
3000 units Boardwalk Pipeline Partners	FMV	38,730	38,730
45000 units Legacy Reserves LP	FMV	72,450	72,450
AESSF II Private Investors	FMV	140,798	140,798
AESSF III Private Investors	FMV	444,419	444,419
AP Alternative Assets LP	FMV	67,349	67,349
AP VIII (APAX)	FMV	536,509	536,509
APAX IX Private Investors	FMV	231,698	231,698
Apollo Ltd	FMV	9,072	9,072
Blackstone Real Estate VII	FMV	360,842	360,842
Brookfield Strategic RE Ptrs	FMV	320,529	320,529
Caduceus II Private Investors	FMV	30,723	30,723
Carlyle Asia Partners II Private	FMV	1,433	1,433
Carlyle Asia Partners IV Private	FMV	194,247	194,247
CCMP Capital Investors	FMV	7,398	7,398
CCMP III Private Investors	FMV	426,395	426,395
CF Capital Global PE	FMV	594,090	594,090
CF Capital Secondary Partners	FMV	334,388	334,388
CF Coinvestment Partners	FMV	549,722	549,722
CF Institutional Core Equity Fd LLC	FMV	5,213,145	5,213,145
CF Multi-Strategy Bond Fd LLC	FMV	1,303,287	1,303,287
DFJ Mercury Venture Partners	FMV	173,563	173,563
DFJ Mercury Venture Partners II	FMV	520,538	520,538
GS Distressed Opportunities	FMV	29,554	29,554
GS Vintage Fund	FMV	20,586	20,586
Highbridge Mezzanine Ptrs	FMV	79,532	79,532
HPS Mezzanine Private Investors	FMV	201,793	201,793
JPM US REI&G Finance	FMV	363,115	363,115
KKR 2006 Private Investors	FMV	243,163	243,163
KKR European Fund II	FMV	7,899	7,899
McAlister Opportunity Fund	FMV	276,395	276,395

Investments Other Schedule 2

Category/ Item	Listed at Cost or FMV	Book Value	End of Year Fair Market Value
Merritt Capital Partners LP	FMV	813,993	813,993
Midocean III Private Investors	FMV	261,531	261,531
Real Estate Select Sect	FMV	411,750	411,750
Rose Grove Offshore Fund	FMV	59,253	59,253
Starwood SOF Private Investor	FMV	279,331	279,331
Taconic Offshore Fund	FMV	1,851,076	1,851,076
Watford RE	FMV	261,188	261,188

**TY 2017 Land, Etc.
Schedule****Name:** Scurlock Foundation**EIN:** 74-1488953**Software ID:** 17005038**Software Version:** 2017v2.2

Category / Item	Cost / Other Basis	Accumulated Depreciation	Book Value	End of Year Fair Market Value
Furniture and Fixtures	11,401	11,401		
Machinery and Equipment	1,317	1,317		

TY 2017 Other Decreases Schedule**Name:** Scurlock Foundation**EIN:** 74-1488953**Software ID:** 17005038**Software Version:** 2017v2.2

Description	Amount
Unrealized decline in value of investments	72,599

TY 2017 Other Expenses Schedule**Name:** Scurlock Foundation**EIN:** 74-1488953**Software ID:** 17005038**Software Version:** 2017v2.2**Other Expenses Schedule**

Description	Revenue and Expenses per Books	Net Investment Income	Adjusted Net Income	Disbursements for Charitable Purposes
Bank fees	331			331
Insurance	5,706			5,706
K-1 expenses	338,364	198,567		
Office expenses	10,979	5,186		5,490
Oil & gas expenses	26,855	26,855		
Postage	65	31		27
Telephone	378	179		189

TY 2017 Other Income Schedule**Name:** Scurlock Foundation**EIN:** 74-1488953**Software ID:** 17005038**Software Version:** 2017v2.2**Other Income Schedule**

Description	Revenue And Expenses Per Books	Net Investment Income	Adjusted Net Income
Oil and gas royalties	181,742	181,742	
Passthrough K-1 income	2,703,524	2,822,202	

TY 2017 Other Professional Fees Schedule**Name:** Scurlock Foundation**EIN:** 74-1488953**Software ID:** 17005038**Software Version:** 2017v2.2

Category	Amount	Net Investment Income	Adjusted Net Income	Disbursements for Charitable Purposes
File archiving services	973	0	0	973
Grant planning services	2,118	0	0	2,118
Investment management fees	96,950	91,590	0	0
IT services	703	333	0	351
Payroll services	346	163	0	173

TY 2017 Taxes Schedule**Name:** Scurlock Foundation**EIN:** 74-1488953**Software ID:** 17005038**Software Version:** 2017v2.2

Category	Amount	Net Investment Income	Adjusted Net Income	Disbursements for Charitable Purposes
990-PF tax	84,224			
Foreign tax	1,132	1,132		
Property tax	8,169	8,169		
Severance tax	6,568	6,568		