

efile GRAPHIC print - DO NOT PROCESS

As Filed Data -

DLN: 93491312008268

Form 990-PF

Department of the Treasury
Internal Revenue Service

Return of Private Foundation
or Section 4947(a)(1) Trust Treated as Private Foundation

Do not enter social security numbers on this form as it may be made public.
Information about Form 990-PF and its instructions is at www.irs.gov/form990pf.

OMB No 1545-0052

2017

Open to Public Inspection

For calendar year 2017, or tax year beginning 01-01-2017, and ending 12-31-2017

Name of foundation
JACK AND FLORENCE BERLIN FOUNDATION
A DELAWARE NON PROFIT CORPORATION

Number and street (or P O box number if mail is not delivered to street address)
1 WREN

City or town, state or province, country, and ZIP or foreign postal code
LITTLETON, CO 80127

G Check all that apply

☐ Initial return

☐ Initial return of a former public charity

☐ Final return

☐ Amended return

☐ Address change

☐ Name change

H Check type of organization

☒ Section 501(c)(3) exempt private foundation

☐ Section 4947(a)(1) nonexempt charitable trust

☐ Other taxable private foundation

I Fair market value of all assets at end of year (from Part II, col (c), line 16) \$ 5,548,378

J Accounting method

☒ Cash

☐ Accrual

☐ Other (specify) (Part I, column (d) must be on cash basis)

A Employer identification number
72-1551106

B Telephone number (see instructions)
(310) 271-9037

C If exemption application is pending, check here

D 1. Foreign organizations, check here

D 2 Foreign organizations meeting the 85% test, check here and attach computation

E If private foundation status was terminated under section 507(b)(1)(A), check here

F If the foundation is in a 60-month termination under section 507(b)(1)(B), check here

Part I Analysis of Revenue and Expenses (The total of amounts in columns (b), (c), and (d) may not necessarily equal the amounts in column (a) (see instructions))

Revenue

1 Contributions, gifts, grants, etc , received (attach schedule)

2 Check ☒ If the foundation is not required to attach Sch B

3 Interest on savings and temporary cash investments

4 Dividends and interest from securities

5a Gross rents

b Net rental income or (loss) 249,164

6a Net gain or (loss) from sale of assets not on line 10

b Gross sales price for all assets on line 6a 2,170,316

7 Capital gain net income (from Part IV, line 2)

8 Net short-term capital gain

9 Income modifications

10a Gross sales less returns and allowances

b Less Cost of goods sold

c Gross profit or (loss) (attach schedule)

11 Other income (attach schedule)

12 Total. Add lines 1 through 11

Operating and Administrative Expenses

13 Compensation of officers, directors, trustees, etc

14 Other employee salaries and wages

15 Pension plans, employee benefits

16a Legal fees (attach schedule)

b Accounting fees (attach schedule)

c Other professional fees (attach schedule)

17 Interest

18 Taxes (attach schedule) (see instructions)

19 Depreciation (attach schedule) and depletion

20 Occupancy

21 Travel, conferences, and meetings

22 Printing and publications

23 Other expenses (attach schedule)

24 Total operating and administrative expenses. Add lines 13 through 23

25 Contributions, gifts, grants paid

26 Total expenses and disbursements. Add lines 24 and 25

27 Subtract line 26 from line 12

a Excess of revenue over expenses and disbursements

b Net investment income (if negative, enter -0-)

c Adjusted net income (if negative, enter -0-)

For Paperwork Reduction Act Notice, see instructions.

Cat No 11289X

Form 990-PF (2017)

Part II Balance Sheets		Attached schedules and amounts in the description column should be for end-of-year amounts only (See instructions)			
		Beginning of year (a) Book Value	End of year (b) Book Value (c) Fair Market Value		
Assets	1	Cash—non-interest-bearing	342,625	362,641	362,641
	2	Savings and temporary cash investments	76,540	418,791	418,791
	3	Accounts receivable ▶ _____ Less allowance for doubtful accounts ▶ _____			
	4	Pledges receivable ▶ _____ Less allowance for doubtful accounts ▶ _____			
	5	Grants receivable			
	6	Receivables due from officers, directors, trustees, and other disqualified persons (attach schedule) (see instructions)			
	7	Other notes and loans receivable (attach schedule) ▶ _____ Less allowance for doubtful accounts ▶ _____			
	8	Inventories for sale or use			
	9	Prepaid expenses and deferred charges			
	10a	Investments—U S and state government obligations (attach schedule)	25,535	25,535	25,535
	b	Investments—corporate stock (attach schedule)	2,045,414	418,470	476,863
	c	Investments—corporate bonds (attach schedule)	332,773		
	11	Investments—land, buildings, and equipment basis ▶ 2,848,543 Less accumulated depreciation (attach schedule) ▶ 461,937	2,395,421	2,386,606	3,727,578
	12	Investments—mortgage loans			
	13	Investments—other (attach schedule)	474,061	474,061	531,240
	14	Land, buildings, and equipment basis ▶ 16,855 Less accumulated depreciation (attach schedule) ▶ 16,855			
15	Other assets (describe ▶ _____)	20,705	5,730	5,730	
16	Total assets (to be completed by all filers—see the instructions Also, see page 1, item I)	5,713,074	4,091,834	5,548,378	
Liabilities	17	Accounts payable and accrued expenses			
	18	Grants payable			
	19	Deferred revenue			
	20	Loans from officers, directors, trustees, and other disqualified persons			
	21	Mortgages and other notes payable (attach schedule)			
	22	Other liabilities (describe ▶ _____)	1,835,948	396,373	
	23	Total liabilities (add lines 17 through 22)	1,835,948	396,373	
Net Assets or Fund Balances	Foundations that follow SFAS 117, check here ▶ <input checked="" type="checkbox"/> and complete lines 24 through 26 and lines 30 and 31.				
	24	Unrestricted	3,877,126	3,695,461	
	25	Temporarily restricted			
	26	Permanently restricted			
	Foundations that do not follow SFAS 117, check here ▶ <input type="checkbox"/> and complete lines 27 through 31.				
	27	Capital stock, trust principal, or current funds			
	28	Paid-in or capital surplus, or land, bldg , and equipment fund			
	29	Retained earnings, accumulated income, endowment, or other funds			
	30	Total net assets or fund balances (see instructions)	3,877,126	3,695,461	
31	Total liabilities and net assets/fund balances (see instructions) .	5,713,074	4,091,834		

Part III Analysis of Changes in Net Assets or Fund Balances			
1	Total net assets or fund balances at beginning of year—Part II, column (a), line 30 (must agree with end-of-year figure reported on prior year's return)	1	3,877,126
2	Enter amount from Part I, line 27a	2	-181,665
3	Other increases not included in line 2 (itemize) ▶ _____	3	
4	Add lines 1, 2, and 3	4	3,695,461
5	Decreases not included in line 2 (itemize) ▶ _____	5	
6	Total net assets or fund balances at end of year (line 4 minus line 5)—Part II, column (b), line 30 .	6	3,695,461

Part IV Capital Gains and Losses for Tax on Investment Income

(a) List and describe the kind(s) of property sold (e g , real estate, 2-story brick warehouse, or common stock, 200 shs MLC Co)	(b) How acquired P—Purchase D—Donation	(c) Date acquired (mo , day, yr)	(d) Date sold (mo , day, yr)
1a			

(e) Gross sales price	(f) Depreciation allowed (or allowable)	(g) Cost or other basis plus expense of sale	(h) Gain or (loss) (e) plus (f) minus (g)
a			
b			
c			
d			
e			

Complete only for assets showing gain in column (h) and owned by the foundation on 12/31/69			(l) Gains (Col (h) gain minus col (k), but not less than -0-) or Losses (from col (h))
(i) F M V as of 12/31/69	(j) Adjusted basis as of 12/31/69	(k) Excess of col (i) over col (j), if any	
a			
b			
c			
d			
e			

2 Capital gain net income or (net capital loss)	{ If gain, also enter in Part I, line 7 If (loss), enter -0- in Part I, line 7	2	
3 Net short-term capital gain or (loss) as defined in sections 1222(5) and (6) If gain, also enter in Part I, line 8, column (c) (see instructions) If (loss), enter -0- in Part I, line 8		3	

Part V Qualification Under Section 4940(e) for Reduced Tax on Net Investment Income

(For optional use by domestic private foundations subject to the section 4940(a) tax on net investment income)

If section 4940(d)(2) applies, leave this part blank

Was the foundation liable for the section 4942 tax on the distributable amount of any year in the base period? ☐ Yes ☒ No

If "Yes," the foundation does not qualify under section 4940(e) Do not complete this part

1 Enter the appropriate amount in each column for each year, see instructions before making any entries

(a) Base period years Calendar year (or tax year beginning in)	(b) Adjusted qualifying distributions	(c) Net value of noncharitable-use assets	(d) Distribution ratio (col (b) divided by col (c))
2016	273,284	5,760,972	0 047437
2015	271,695	5,557,030	0 048892
2014	283,763	5,563,511	0 051004
2013	279,700	5,612,752	0 049833
2012	257,559	5,696,045	0 045217

2 Total of line 1, column (d)	2	0 242383
3 Average distribution ratio for the 5-year base period—divide the total on line 2 by 5, or by the number of years the foundation has been in existence if less than 5 years	3	0 048477
4 Enter the net value of noncharitable-use assets for 2017 from Part X, line 5	4	5,889,036
5 Multiply line 4 by line 3	5	285,483
6 Enter 1% of net investment income (1% of Part I, line 27b)	6	2,462
7 Add lines 5 and 6	7	287,945
8 Enter qualifying distributions from Part XII, line 4	8	294,550

If line 8 is equal to or greater than line 7, check the box in Part VI, line 1b, and complete that part using a 1% tax rate See the Part VI instructions

Part VI Excise Tax Based on Investment Income (Section 4940(a), 4940(b), 4940(e), or 4948—see instructions)

1a	Exempt operating foundations described in section 4940(d)(2), check here <input type="checkbox"/> and enter "N/A" on line 1 Date of ruling or determination letter _____ (attach copy of letter if necessary—see instructions)		
b	Domestic foundations that meet the section 4940(e) requirements in Part V, check here <input checked="" type="checkbox"/> and enter 1% of Part I, line 27b	1	2,462
c	All other domestic foundations enter 2% of line 27b. Exempt foreign organizations enter 4% of Part I, line 12, col (b)		
2	Tax under section 511 (domestic section 4947(a)(1) trusts and taxable foundations only. Others enter -0-)	2	
3	Add lines 1 and 2.	3	2,462
4	Subtitle A (income) tax (domestic section 4947(a)(1) trusts and taxable foundations only. Others enter -0-)	4	
5	Tax based on investment income. Subtract line 4 from line 3. If zero or less, enter -0-	5	2,462
6	Credits/Payments		
a	2017 estimated tax payments and 2016 overpayment credited to 2017	6a	4,600
b	Exempt foreign organizations—tax withheld at source	6b	
c	Tax paid with application for extension of time to file (Form 8868)	6c	
d	Backup withholding erroneously withheld	6d	
7	Total credits and payments. Add lines 6a through 6d.	7	4,600
8	Enter any penalty for underpayment of estimated tax. Check here <input checked="" type="checkbox"/> if Form 2220 is attached	8	9
9	Tax due. If the total of lines 5 and 8 is more than line 7, enter amount owed ▶	9	
10	Overpayment. If line 7 is more than the total of lines 5 and 8, enter the amount overpaid ▶	10	2,129
11	Enter the amount of line 10 to be Credited to 2018 estimated tax ▶ 2,129 Refunded ▶	11	

Part VII-A Statements Regarding Activities

	Yes	No
1a During the tax year, did the foundation attempt to influence any national, state, or local legislation or did it participate or intervene in any political campaign?	1a	No
b Did it spend more than \$100 during the year (either directly or indirectly) for political purposes (see Instructions for definition)? <i>If the answer is "Yes" to 1a or 1b, attach a detailed description of the activities and copies of any materials published or distributed by the foundation in connection with the activities</i>	1b	No
c Did the foundation file Form 1120-POL for this year?	1c	
d Enter the amount (if any) of tax on political expenditures (section 4955) imposed during the year (1) On the foundation ▶ \$ _____ (2) On foundation managers ▶ \$ _____		
e Enter the reimbursement (if any) paid by the foundation during the year for political expenditure tax imposed on foundation managers ▶ \$ _____		
2 Has the foundation engaged in any activities that have not previously been reported to the IRS? <i>If "Yes," attach a detailed description of the activities</i>	2	No
3 Has the foundation made any changes, not previously reported to the IRS, in its governing instrument, articles of incorporation, or bylaws, or other similar instruments? <i>If "Yes," attach a conformed copy of the changes</i>	3	No
4a Did the foundation have unrelated business gross income of \$1,000 or more during the year?	4a	No
b If "Yes," has it filed a tax return on Form 990-T for this year?	4b	
5 Was there a liquidation, termination, dissolution, or substantial contraction during the year? <i>If "Yes," attach the statement required by General Instruction T</i>	5	No
6 Are the requirements of section 508(e) (relating to sections 4941 through 4945) satisfied either • By language in the governing instrument, or • By state legislation that effectively amends the governing instrument so that no mandatory directions that conflict with the state law remain in the governing instrument?	6	Yes
7 Did the foundation have at least \$5,000 in assets at any time during the year? <i>If "Yes," complete Part II, col (c), and Part XV</i>	7	Yes
8a Enter the states to which the foundation reports or with which it is registered (see instructions) ▶ DE _____		
b If the answer is "Yes" to line 7, has the foundation furnished a copy of Form 990-PF to the Attorney General (or designate) of each state as required by General Instruction G? <i>If "No," attach explanation</i> .	8b	Yes
9 Is the foundation claiming status as a private operating foundation within the meaning of section 4942(j)(3) or 4942(j)(5) for calendar year 2017 or the taxable year beginning in 2017 (see instructions for Part XIV)? <i>If "Yes," complete Part XIV</i>	9	No
10 Did any persons become substantial contributors during the tax year? <i>If "Yes," attach a schedule listing their names and addresses</i>	10	No

Part VII-A Statements Regarding Activities (continued)

11	At any time during the year, did the foundation, directly or indirectly, own a controlled entity within the meaning of section 512(b)(13)? If "Yes," attach schedule (see instructions).	11		No
12	Did the foundation make a distribution to a donor advised fund over which the foundation or a disqualified person had advisory privileges? If "Yes," attach statement (see instructions)	12		No
13	Did the foundation comply with the public inspection requirements for its annual returns and exemption application? Website address N/A	13	Yes	
14	The books are in care of DANIEL L SMITH Telephone no (310) 271-9037			

Located at **5513 PREMIERE AVE LAKEWOOD CA**ZIP+4 **90712**

15	Section 4947(a)(1) nonexempt charitable trusts filing Form 990-PF in lieu of Form 1041 —Check here <input type="checkbox"/> and enter the amount of tax-exempt interest received or accrued during the year 15			
16	At any time during calendar year 2017, did the foundation have an interest in or a signature or other authority over a bank, securities, or other financial account in a foreign country? See instructions for exceptions and filing requirements for FinCEN Form 114, Report of Foreign Bank and Financial Accounts (FBAR). If "Yes," enter the name of the foreign country ▶	16	Yes	No

Part VII-B Statements Regarding Activities for Which Form 4720 May Be Required**File Form 4720 if any item is checked in the "Yes" column, unless an exception applies.**

1a	During the year did the foundation (either directly or indirectly)		Yes	No
(1)	Engage in the sale or exchange, or leasing of property with a disqualified person? <input type="checkbox"/> Yes <input checked="" type="checkbox"/> No			
(2)	Borrow money from, lend money to, or otherwise extend credit to (or accept it from) a disqualified person? <input type="checkbox"/> Yes <input checked="" type="checkbox"/> No			
(3)	Furnish goods, services, or facilities to (or accept them from) a disqualified person? <input type="checkbox"/> Yes <input checked="" type="checkbox"/> No			
(4)	Pay compensation to, or pay or reimburse the expenses of, a disqualified person? <input type="checkbox"/> Yes <input checked="" type="checkbox"/> No			
(5)	Transfer any income or assets to a disqualified person (or make any of either available for the benefit or use of a disqualified person)? <input type="checkbox"/> Yes <input checked="" type="checkbox"/> No			
(6)	Agree to pay money or property to a government official? (Exception. Check "No" if the foundation agreed to make a grant to or to employ the official for a period after termination of government service, if terminating within 90 days). <input type="checkbox"/> Yes <input checked="" type="checkbox"/> No			
b	If any answer is "Yes" to 1a(1)–(6), did any of the acts fail to qualify under the exceptions described in Regulations section 53.4941(d)-3 or in a current notice regarding disaster assistance (see instructions)? <input type="checkbox"/> Organizations relying on a current notice regarding disaster assistance check here. <input type="checkbox"/>	1b		
c	Did the foundation engage in a prior year in any of the acts described in 1a, other than excepted acts, that were not corrected before the first day of the tax year beginning in 2017? <input type="checkbox"/>	1c		
2	Taxes on failure to distribute income (section 4942) (does not apply for years the foundation was a private operating foundation defined in section 4942(j)(3) or 4942(j)(5))			
a	At the end of tax year 2017, did the foundation have any undistributed income (lines 6d and 6e, Part XIII) for tax year(s) beginning before 2017? <input type="checkbox"/> Yes <input checked="" type="checkbox"/> No If "Yes," list the years ▶ 20____, 20____, 20____, 20____			
b	Are there any years listed in 2a for which the foundation is not applying the provisions of section 4942(a)(2) (relating to incorrect valuation of assets) to the year's undistributed income? (If applying section 4942(a)(2) to all years listed, answer "No" and attach statement—see instructions). <input type="checkbox"/>	2b		
c	If the provisions of section 4942(a)(2) are being applied to any of the years listed in 2a, list the years here ▶ 20____, 20____, 20____, 20____			
3a	Did the foundation hold more than a 2% direct or indirect interest in any business enterprise at any time during the year? <input type="checkbox"/> Yes <input checked="" type="checkbox"/> No			
b	If "Yes," did it have excess business holdings in 2017 as a result of (1) any purchase by the foundation or disqualified persons after May 26, 1969, (2) the lapse of the 5-year period (or longer period approved by the Commissioner under section 4943(c)(7)) to dispose of holdings acquired by gift or bequest, or (3) the lapse of the 10-, 15-, or 20-year first phase holding period? (Use Schedule C, Form 4720, to determine if the foundation had excess business holdings in 2017). <input type="checkbox"/>	3b		
4a	Did the foundation invest during the year any amount in a manner that would jeopardize its charitable purposes?	4a		No
b	Did the foundation make any investment in a prior year (but after December 31, 1969) that could jeopardize its charitable purpose that had not been removed from jeopardy before the first day of the tax year beginning in 2017?	4b		No

Part VII-B Statements Regarding Activities for Which Form 4720 May Be Required (Continued)

5a	<p>During the year did the foundation pay or incur any amount to</p> <p>(1) Carry on propaganda, or otherwise attempt to influence legislation (section 4945(e))? <input type="checkbox"/> Yes <input checked="" type="checkbox"/> No</p> <p>(2) Influence the outcome of any specific public election (see section 4955), or to carry on, directly or indirectly, any voter registration drive? <input type="checkbox"/> Yes <input checked="" type="checkbox"/> No</p> <p>(3) Provide a grant to an individual for travel, study, or other similar purposes? <input type="checkbox"/> Yes <input checked="" type="checkbox"/> No</p> <p>(4) Provide a grant to an organization other than a charitable, etc., organization described in section 4945(d)(4)(A)? (see instructions). <input type="checkbox"/> Yes <input checked="" type="checkbox"/> No</p> <p>(5) Provide for any purpose other than religious, charitable, scientific, literary, or educational purposes, or for the prevention of cruelty to children or animals? <input type="checkbox"/> Yes <input checked="" type="checkbox"/> No</p>			
b	<p>If any answer is "Yes" to 5a(1)–(5), did any of the transactions fail to qualify under the exceptions described in Regulations section 53.4945 or in a current notice regarding disaster assistance (see instructions)? <input type="checkbox"/> Yes <input checked="" type="checkbox"/> No</p> <p>Organizations relying on a current notice regarding disaster assistance check here. <input type="checkbox"/> </p>	5b		
c	<p>If the answer is "Yes" to question 5a(4), does the foundation claim exemption from the tax because it maintained expenditure responsibility for the grant? <input type="checkbox"/> Yes <input type="checkbox"/> No</p> <p><i>If "Yes," attach the statement required by Regulations section 53.4945–5(d)</i></p>			
6a	<p>Did the foundation, during the year, receive any funds, directly or indirectly, to pay premiums on a personal benefit contract? <input type="checkbox"/> Yes <input checked="" type="checkbox"/> No</p>			
b	<p>Did the foundation, during the year, pay premiums, directly or indirectly, on a personal benefit contract? <input type="checkbox"/> Yes <input checked="" type="checkbox"/> No</p> <p><i>If "Yes" to 6b, file Form 8870</i></p>	6b		No
7a	<p>At any time during the tax year, was the foundation a party to a prohibited tax shelter transaction? <input type="checkbox"/> Yes <input checked="" type="checkbox"/> No</p>			
b	<p>If yes, did the foundation receive any proceeds or have any net income attributable to the transaction? <input type="checkbox"/> Yes <input checked="" type="checkbox"/> No</p>	7b		

Part VIII Information About Officers, Directors, Trustees, Foundation Managers, Highly Paid Employees, and Contractors**1 List all officers, directors, trustees, foundation managers and their compensation (see instructions).**

(a) Name and address	Title, and average hours per week (b) devoted to position	(c) Compensation (If not paid, enter -0-)	(d) Contributions to employee benefit plans and deferred compensation	Expense account, (e) other allowances
See Additional Data Table				

2 Compensation of five highest-paid employees (other than those included on line 1—see instructions). If none, enter "NONE."

(a) Name and address of each employee paid more than \$50,000	Title, and average hours per week (b) devoted to position	(c) Compensation	(d) Contributions to employee benefit plans and deferred compensation	Expense account, (e) other allowances
NONE				

Total number of other employees paid over \$50,000. ►**3 Five highest-paid independent contractors for professional services (see instructions). If none, enter "NONE".**

(a) Name and address of each person paid more than \$50,000	(b) Type of service	(c) Compensation
NONE		

Total number of others receiving over \$50,000 for professional services. ►**Part IX-A Summary of Direct Charitable Activities**

List the foundation's four largest direct charitable activities during the tax year. Include relevant statistical information such as the number of organizations and other beneficiaries served, conferences convened, research papers produced, etc.

	Expenses
1	
2	
3	
4	

Part IX-B Summary of Program-Related Investments (see instructions)

Describe the two largest program-related investments made by the foundation during the tax year on lines 1 and 2	Amount
1 N/A	
2	
All other program-related investments See instructions	
3	
Total. Add lines 1 through 3 ►	

Part X Minimum Investment Return (All domestic foundations must complete this part. Foreign foundations, see instructions.)

1	Fair market value of assets not used (or held for use) directly in carrying out charitable, etc., purposes		
a	Average monthly fair market value of securities.	1a	939,235
b	Average of monthly cash balances.	1b	494,769
c	Fair market value of all other assets (see instructions).	1c	4,976,240
d	Total (add lines 1a, b, and c).	1d	6,410,244
e	Reduction claimed for blockage or other factors reported on lines 1a and 1c (attach detailed explanation).	1e	
2	Acquisition indebtedness applicable to line 1 assets.	2	431,527
3	Subtract line 2 from line 1d.	3	5,978,717
4	Cash deemed held for charitable activities. Enter 1 1/2% of line 3 (for greater amount, see instructions).	4	89,681
5	Net value of noncharitable-use assets. Subtract line 4 from line 3. Enter here and on Part V, line 4.	5	5,889,036
6	Minimum investment return. Enter 5% of line 5.	6	294,452

Part XI Distributable Amount (see instructions) (Section 4942(j)(3) and (j)(5) private operating foundations and certain foreign organizations check here ☐ and do not complete this part.)

1	Minimum investment return from Part X, line 6.	1	294,452
2a	Tax on investment income for 2017 from Part VI, line 5.	2a	2,462
b	Income tax for 2017 (This does not include the tax from Part VI).	2b	
c	Add lines 2a and 2b.	2c	2,462
3	Distributable amount before adjustments. Subtract line 2c from line 1.	3	291,990
4	Recoveries of amounts treated as qualifying distributions.	4	
5	Add lines 3 and 4.	5	291,990
6	Deduction from distributable amount (see instructions).	6	
7	Distributable amount as adjusted. Subtract line 6 from line 5. Enter here and on Part XIII, line 1.	7	291,990

Part XII Qualifying Distributions (see instructions)

1	Amounts paid (including administrative expenses) to accomplish charitable, etc., purposes		
a	Expenses, contributions, gifts, etc.—total from Part I, column (d), line 26.	1a	294,550
b	Program-related investments—total from Part IX-B.	1b	
2	Amounts paid to acquire assets used (or held for use) directly in carrying out charitable, etc., purposes.	2	
3	Amounts set aside for specific charitable projects that satisfy the		
a	Suitability test (prior IRS approval required).	3a	
b	Cash distribution test (attach the required schedule).	3b	
4	Qualifying distributions. Add lines 1a through 3b. Enter here and on Part V, line 8, and Part XIII, line 4.	4	294,550
5	Foundations that qualify under section 4940(e) for the reduced rate of tax on net investment income. Enter 1% of Part I, line 27b (see instructions).	5	2,462
6	Adjusted qualifying distributions. Subtract line 5 from line 4.	6	292,088

Note: The amount on line 6 will be used in Part V, column (b), in subsequent years when calculating whether the foundation qualifies for the section 4940(e) reduction of tax in those years.

Part XIII Undistributed Income (see instructions)

	(a) Corpus	(b) Years prior to 2016	(c) 2016	(d) 2017
1 Distributable amount for 2017 from Part XI, line 7				291,990
2 Undistributed income, if any, as of the end of 2017				
a Enter amount for 2016 only.			275,623	
b Total for prior years 20____, 20____, 20____				
3 Excess distributions carryover, if any, to 2017				
a From 2012.				
b From 2013.				
c From 2014.				
d From 2015.				
e From 2016.				
f Total of lines 3a through e.				
4 Qualifying distributions for 2017 from Part XII, line 4 ▶ \$ 294,550				
a Applied to 2016, but not more than line 2a			275,623	
b Applied to undistributed income of prior years (Election required—see instructions).				
c Treated as distributions out of corpus (Election required—see instructions).				
d Applied to 2017 distributable amount.				18,927
e Remaining amount distributed out of corpus				
5 Excess distributions carryover applied to 2017 (If an amount appears in column (d), the same amount must be shown in column (a))				
6 Enter the net total of each column as indicated below:				
a Corpus Add lines 3f, 4c, and 4e Subtract line 5				
b Prior years' undistributed income Subtract line 4b from line 2b				
c Enter the amount of prior years' undistributed income for which a notice of deficiency has been issued, or on which the section 4942(a) tax has been previously assessed.				
d Subtract line 6c from line 6b Taxable amount—see instructions				
e Undistributed income for 2016 Subtract line 4a from line 2a Taxable amount—see instructions				
f Undistributed income for 2017 Subtract lines 4d and 5 from line 1 This amount must be distributed in 2018				273,063
7 Amounts treated as distributions out of corpus to satisfy requirements imposed by section 170(b)(1)(F) or 4942(g)(3) (Election may be required - see instructions).				
8 Excess distributions carryover from 2012 not applied on line 5 or line 7 (see instructions).				
9 Excess distributions carryover to 2018. Subtract lines 7 and 8 from line 6a				
10 Analysis of line 9				
a Excess from 2013.				
b Excess from 2014.				
c Excess from 2015.				
d Excess from 2016.				
e Excess from 2017.				

Part XIV Private Operating Foundations (see instructions and Part VII-A, question 9)

1a If the foundation has received a ruling or determination letter that it is a private operating foundation, and the ruling is effective for 2017, enter the date of the ruling. ▶					
b Check box to indicate whether the organization is a private operating foundation described in section <input type="checkbox"/> 4942(j)(3) or <input type="checkbox"/> 4942(j)(5)					
2a Enter the lesser of the adjusted net income from Part I or the minimum investment return from Part X for each year listed	Tax year	Prior 3 years			(e) Total
	(a) 2017	(b) 2016	(c) 2015	(d) 2014	
b 85% of line 2a					
c Qualifying distributions from Part XII, line 4 for each year listed					
d Amounts included in line 2c not used directly for active conduct of exempt activities					
e Qualifying distributions made directly for active conduct of exempt activities. Subtract line 2d from line 2c					
3 Complete 3a, b, or c for the alternative test relied upon					
a "Assets" alternative test—enter					
(1) Value of all assets					
(2) Value of assets qualifying under section 4942(j)(3)(B)(i)					
b "Endowment" alternative test— enter 2/3 of minimum investment return shown in Part X, line 6 for each year listed. . .					
c "Support" alternative test—enter					
(1) Total support other than gross investment income (interest, dividends, rents, payments on securities loans (section 512(a)(5)), or royalties)					
(2) Support from general public and 5 or more exempt organizations as provided in section 4942(j)(3)(B)(iii). . . .					
(3) Largest amount of support from an exempt organization					
(4) Gross investment income					

Part XV Supplementary Information (Complete this part only if the organization had \$5,000 or more in assets at any time during the year—see instructions.)

1 Information Regarding Foundation Managers:

a List any managers of the foundation who have contributed more than 2% of the total contributions received by the foundation before the close of any tax year (but only if they have contributed more than \$5,000) (See section 507(d)(2))

b List any managers of the foundation who own 10% or more of the stock of a corporation (or an equally large portion of the ownership of a partnership or other entity) of which the foundation has a 10% or greater interest

2 Information Regarding Contribution, Grant, Gift, Loan, Scholarship, etc., Programs:

Check here ☒ if the foundation only makes contributions to preselected charitable organizations and does not accept unsolicited requests for funds. If the foundation makes gifts, grants, etc. (see instructions) to individuals or organizations under other conditions, complete items 2a, b, c, and d

a The name, address, and telephone number or email address of the person to whom applications should be addressed

b The form in which applications should be submitted and information and materials they should include

c Any submission deadlines

d Any restrictions or limitations on awards, such as by geographical areas, charitable fields, kinds of institutions, or other factors

Part XV **Supplementary Information** (continued)**3 Grants and Contributions Paid During the Year or Approved for Future Payment**

Recipient	If recipient is an individual, show any relationship to any foundation manager or substantial contributor	Foundation status of recipient	Purpose of grant or contribution	Amount
Name and address (home or business)				
a <i>Paid during the year</i> See Additional Data Table				
Total			3a	284,000
b <i>Approved for future payment</i>				
Total			3b	

Enter gross amounts unless otherwise indicated

Enter gross amounts unless otherwise indicated		Unrelated business income		Excluded by section 512, 513, or 514		(e) Related or exempt function income (See instructions)
	(a) Business code	(b) Amount	(c) Exclusion code	(d) Amount		
1 Program service revenue						
a _____						
b _____						
c _____						
d _____						
e _____						
f _____						
g Fees and contracts from government agencies						
2 Membership dues and assessments.						
3 Interest on savings and temporary cash investments			14	2,942		
4 Dividends and interest from securities.			14	7,173		
5 Net rental income or (loss) from real estate						
a Debt-financed property.			16	95,093		
b Not debt-financed property.			16	154,071		
6 Net rental income or (loss) from personal property						
7 Other investment income.						
8 Gain or (loss) from sales of assets other than inventory						-129,141
9 Net income or (loss) from special events						
10 Gross profit or (loss) from sales of inventory						
11 Other revenue a _____						
b _____						
c _____						
d _____						
e _____						
12 Subtotal Add columns (b), (d), and (e). . .				259,279		-129,141
13 Total. Add line 12, columns (b), (d), and (e). (See worksheet in line 13 instructions to verify calculations)			13			130,138

Part XVI-B Relationship of Activities to the Accomplishment of Exempt Purposes

[illegible]

Part XVII

	Yes	No
--	-----	----

--	--	--

1a(1)	No
--------------	-----------

1a(2)	No
-------	----

--	--	--

1b(1)	No
--------------	-----------

1b(2)	No
-------	----

1b(3)		No
--------------	--	-----------

1b(4)	No
--------------	-----------

1b(5)		No
--------------	--	-----------

1b(6)		No
--------------	--	-----------

1c		No
----	--	----

value
ue

[illegible]

2a Is the foundation directly or indirectly affiliated with, or related to, one or more tax-exempt organizations

described in section 501(c) of the Code (other than section 501(c)(3)) or in section 527? ☐ Yes ☒ No

b If "Yes," complete the following schedule

(a) Name of organization	(b) Type of organization	(c) Description of relationship


May the IRS discuss this return with the preparer shown below

(see instr)? ☐ Yes ☐ No


(see instr)? ☐ Yes ☐ No

Print/Type preparer's name DANIEL L SMITH	Preparer's Signature	Date 2018-11-08	Check if self-employed ▶ <input checked="checked" type="checkbox"/>	PTIN P00222094
Firm's name ▶ DANIEL L SMITH CPA				Firm's EIN ▶ 33-0418521
Firm's address ▶ 5513 PREMIERE AVE LAKEWOOD, CA 90712				Phone no (310) 271-9037

Form 990PF Part VIII Line 1 - List all officers, directors, trustees, foundation managers and their compensation				
(a) Name and address	Title, and average hours per week (b) devoted to position	(c) Compensation (If not paid, enter -0-)	(d) Contributions to employee benefit plans and deferred compensation	Expense account, (e) other allowances
PATRICE BERRY	PRESIDENT 15 00	0	0	0
1 WREN LITTLETON, CO 80127				
MARK S BERRY	DIRECTOR 1 00	0	0	0
1 WREN LITTLETON, CO 80127				
JEFFREY H BERLIN	TREASURER 4 00	0	0	0
20 TIMBER RIDGE CHAGRIN FALLS, OH 44022				
SHELIA BERLIN	DIRECTOR 1 00	0	0	0
20 TIMBER RIDGE CHAGRIN FALLS, OH 44022				
MARK ALLEN	SECRETARY 1 00	0	0	0
5051 SAN AQUARIO SAN DIEGO, CA 92109				
MARCI ALLEN	DIRECTOR 1 00	0	0	0
3318 BAYSIDE WALK SAN DIEGO, CA 92109				
MIMI ALLEN	DIRECTOR 1 00	0	0	0
11778 CARMEL CREEK ROAD C205 SAN DIEGO, CA 92130				
KATHLEEN THORSEN BARTLETT	DIRECTOR 1 00	0	0	0
13386 BRYANT YUCAIPA, CA 92399				
DANIEL L SMITH CPA	DIRECTOR/CPA 2 00	0	0	0
5513 PREMIERE AVE LAKEWOOD, CA 90712				


Form 990PF Part XV Line 3 - Grants and Contributions Paid During the Year or Approved for Future Payment				
Recipient	If recipient is an individual, show any relationship to any foundation manager or substantial contributor	Foundation status of recipient	Purpose of grant or contribution	Amount
Name and address (home or business)				
a <i>Paid during the year</i>				
JEWISH COLORADO 300 SOUTH DAHLIA STREET SUITE 300 DENVER, CO 80246	N/A	PUB CHARITY	HUMANITARIAN EFFORTS	20,000
AMERICAN ASSOC BEN-GURION 1880 CENTURY PARK EAST SUITE 612 LOS ANGELES, CA 90067	N/A	PUB CHARITY	CYBER SECURITY RESEARCH	35,000
AMERICAN FRIENDS OF TEL AVIV UNIV 39 BROADWAY SUITE 1510 NEW YORK, NY 10006	N/A	PUB CHARITY	CANCER RESEARCH	37,000
Total 				284,000
3a				

Form 990PF Part XV Line 3 - Grants and Contributions Paid During the Year or Approved for Future Payment				
Recipient	If recipient is an individual, show any relationship to any foundation manager or substantial contributor	Foundation status of recipient	Purpose of grant or contribution	Amount
Name and address (home or business)				
a <i>Paid during the year</i>				
ANTI-DEFAMATION LEAGUE 605 THIRD AVENUE NEW YORK, NY 101583560	N/A	PUB CHARITY	STOP DEFAMATION AND SECURE JUSTICE	7,000
HEBREW ACADEMY14401 WILLOW LANE HUNTINGTON BEACH, CA 92647	N/A	PUB CHARITY	EDUCATIONAL PROGRAMS	20,000
JEWISH FAMILY SERVICE OF COLORADO 3201 SOUTH TAMARAC DRIVE DENVER, CO 80231	N/A	PUB CHARITY	HUMANITARIAN EFFORTS	40,000
Total ▶ 3a				284,000

Form 990PF Part XV Line 3 - Grants and Contributions Paid During the Year or Approved for Future Payment				
Recipient	If recipient is an individual, show any relationship to any foundation manager or substantial contributor	Foundation status of recipient	Purpose of grant or contribution	Amount
Name and address (home or business)				
a <i>Paid during the year</i>				
JEWISH FEDERATION OF CLEVELAND 25701 SCIENCE PARK DR CLEVELAND, OH 44122	N/A	PUB CHARITY	CAMPAIGN FOR JEWISH NEEDS	20,000
ORT AMERICA75 MAIDEN LANE 10TH FL NEW YORK, NY 10038	N/A	PUB CHARITY	EDUCATIONAL PROGRAMS	10,000
ISRAEL AIR FORCE CENTER FOUNDATION 136 EL CAMINO DR STE 201 BEVERLY HILLS, CA 90212	N/A	PUB CHARITY	YOUTH LEADERSHIP TRAINING	25,000
Total 				284,000
3a				

Form 990PF Part XV Line 3 - Grants and Contributions Paid During the Year or Approved for Future Payment				
Recipient	If recipient is an individual, show any relationship to any foundation manager or substantial contributor	Foundation status of recipient	Purpose of grant or contribution	Amount
Name and address (home or business)				
a Paid during the year				
NEGEV FOUNDATION 2121 S GREEN RD STE 210 CLEVELAND, OH 44121	N/A	PUB CHARITY	HUMANITARIAN EFFORTS - NEGEV	28,000
TEMPLE JUDEA OF LAGUNA HILLS 24512 MOULTON PARKWAY LAGUNA WOODS, CA 92637	N/A	PUB CHARITY	EDUCATIONAL PROGRAMS - YOUTH	4,000
SAMUEL WAXMAN CANCER RESEARCH 420 LEXINGTON AVE STE 825 NEW YORK, NY 10170	N/A	PUB CHARITY	LUNG CANCER RESEARCH	30,000
Total ▶ 3a				284,000

Form 990PF Part XV Line 3 - Grants and Contributions Paid During the Year or Approved for Future Payment

Recipient	If recipient is an individual, show any relationship to any foundation manager or substantial contributor	Foundation status of recipient	Purpose of grant or contribution	Amount
Name and address (home or business)				
a <i>Paid during the year</i>				
VELOSANO CLEVELAND CLINIC FUND 9500 EUCLID AVENUE CLEVELAND, OH 44195			CANCER RESEARCH	8,000
Total 				284,000
3a				

TY 2017 Accounting Fees Schedule**Name:** JACK AND FLORENCE BERLIN FOUNDATION

A DELAWARE NON PROFIT CORPORATION

EIN: 72-1551106**Accounting Fees Schedule**

Category	Amount	Net Investment Income	Adjusted Net Income	Disbursements for Charitable Purposes
ACCOUNTANT	5,790	2,895	2,895	2,895
SHOPPING CENTER - PORTALES	425	425	425	

Note: To capture the full content of this document, please select landscape mode (11" x 8.5") when printing.

TY 2017 Depreciation Schedule

Name: JACK AND FLORENCE BERLIN FOUNDATION
A DELAWARE NON PROFIT CORPORATION
EIN: 72-1551106

Description of Property	Date Acquired	Cost or Other Basis	Prior Years' Depreciation	Computation Method	Rate / Life (# of years)	Current Year's Depreciation Expense	Net Investment Income	Adjusted Net Income	Cost of Goods Sold Not Included
SHOPPING CENTER (50%)	2004-06-26	364,785	117,313	S/L	39 0000	9,353	9,353	9,353	
SPRINKLER SYSTEM (50%)	2004-05-25	13,085	13,085	S/L	15 0000				
LAND (50%)	2004-06-26	60,000							
GAS/ELECTRIC UNIT (50%)	2007-09-20	7,926	5,444	S/L	15 0000	529	529	529	
GAS/ELECTRIC UNIT (50%)	2007-10-01	7,926	5,285	S/L	15 0000	529	529	529	
AIR/HEAT UNIT (50%)	2007-10-24	5,815	3,879	S/L	15 0000	388	388	388	
AIR/HEAT UNIT (50%)	2007-10-24	5,815	3,879	S/L	15 0000	388	388	388	
FENCE	2007-08-12	1,182	812	S/L	15 0000	79	79	79	
GAS/ELECTRIC UNIT (50%)	2008-01-14	11,630	9,372	S/L	15 0000	388	388	388	
AIR/HEAT UNIT (50%)	2008-02-20	5,815	4,686	S/L	15 0000	194	194	194	
CABINETS/MILLWORK	2004-06-26	1,548	1,548	S/L	5 0000				
MOLDINGS	2004-06-26	1,004	1,004	S/L	5 0000				
HVAC	2004-06-26	3,666	3,666	S/L	5 0000				
VCT	2004-06-26	33,683	33,683	S/L	5 0000				
SEALED CONCRETE	2004-06-26	907	907	S/L	5 0000				
FLOORING - CARPET	2004-06-26	16,636	16,636	S/L	5 0000				
QUARRY TILE	2004-06-26	1,286	1,286	S/L	5 0000				
WALL FINISHES	2004-06-26	6,029	6,029	S/L	5 0000				
RAISED WOOD PANELING	2004-06-26	3,100	3,100	S/L	5 0000				
INTERIOR WALLS	2004-06-26	3,015	3,015	S/L	5 0000				

Description of Property	Date Acquired	Cost or Other Basis	Prior Years' Depreciation	Computation Method	Rate / Life (# of years)	Current Year's Depreciation Expense	Net Investment Income	Adjusted Net Income	Cost of Goods Sold Not Included
FIRE EXTINGUISHER & CAB	2004-06-26	1,218	1,218	S/L	5 0000				
EMERGENCY LIGHTING	2004-06-26	1,304	1,304	S/L	5 0000				
COMMUNICATION/ELEC	2004-06-26	11,221	11,221	S/L	5 0000				
SECURITY / EXT LIGHTING	2004-06-26	1,321	1,321	S/L	5 0000				
FRP WALL PANELS	2004-06-26	814	814	S/L	5 0000				
CANOPIES/AWNINGS/GUTTER	2004-06-26	12,583	12,583	S/L	5 0000				
OVERHEAD DOORS/DOCK ACC	2004-06-26	407	407	S/L	5 0000				
CEILING FANS	2004-06-26	649	649	S/L	5 0000				
MISC STEEL PRODUCTS	2004-06-26	1,492	1,492	S/L	5 0000				
CLIMATE CONTROLLED VESTIBULE	2004-06-26	6,056	6,056	S/L	5 0000				
SURVEILLANCE SYSTEM	2004-06-26	2,194	2,194	S/L	5 0000				
DOCK EQUIPMENT	2004-06-26	1,531	1,531	S/L	7 0000				
SITE PREPARATION	2004-06-26	6,981	5,818	S/L	15 0000	466	466	466	
TEMPORARY POWER	2004-06-26	1,022	851	S/L	15 0000	68	68	68	
SITE DRAINAGE	2004-06-26	4,772	3,976	S/L	15 0000	318	318	318	
PAVING/DRIVEWAYS/MISC FOUND	2004-06-26	41,925	34,940	S/L	15 0000	2,795	2,795	2,795	
EXTERIOR SIGNAGE	2004-06-26	2,467	2,053	S/L	15 0000	164	164	164	
PARKING LOT STRIPING/ BARRIERS	2004-06-26	795	662	S/L	15 0000	53	53	53	
SIDEWALKS / CURBS	2004-06-26	2,899	2,415	S/L	15 0000	193	193	193	
SECURITY LIGHTING POLES	2004-06-26	1,670	1,390	S/L	15 0000	111	111	111	

Description of Property	Date Acquired	Cost or Other Basis	Prior Years' Depreciation	Computation Method	Rate / Life (# of years)	Current Year's Depreciation Expense	Net Investment Income	Adjusted Net Income	Cost of Goods Sold Not Included
LOADING DOCK	2004-06-26	1,020	850	S/L	15 0000	68	68	68	
WINDSCREENS (50%)	2009-01-21	1,015	1,015	S/L	5 0000				
FLOORING (50%)	2009-12-10	8,406	8,406	S/L	5 0000				
HEATING A/C UNIT (50%)	2009-03-12	9,850	9,850	S/L	5 0000				
IMPROVEMENTS - GROCERY STORE (50%)	2011-12-08	26,372	26,372	S/L	15 0000				
REMODEL VACANT STORE	2012-08-10	3,920	440	S/L	39 0000	100	100	100	
IMPROVEMENTS - RESTROOM	2016-04-15	8,664	4,476	S/L	15 0000	289	289	289	
SPRINKLERS -50%	2017-11-15	6,849		S/L	15 0000	76	76	76	
TOLIETS - 50%	2017-08-10	1,864		S/L	5 0000	155	155	155	
GREASE TRAP -50%	2017-12-14	9,027		S/L	15 0000	50	50	50	
BUILDING - TACO BELL	2011-03-31	239,070	34,615	S/L	39 0000	5,977	5,977	5,977	
LAND - TACO BELL	2011-03-31	892,529							
BUILDING - DEL TACO	2011-04-01	153,005	21,835	S/L	39 0000	3,825	3,825	3,825	
LAND - DEL TACO	2011-04-01	828,777							

Note: To capture the full content of this document, please select landscape mode (11" x 8.5") when printing.

TY 2017 Gain/Loss from Sale of Other Assets Schedule

Name: JACK AND FLORENCE BERLIN FOUNDATION
A DELAWARE NON PROFIT CORPORATION
EIN: 72-1551106

Name	Date Acquired	How Acquired	Date Sold	Purchaser Name	Gross Sales Price	Basis	Basis Method	Sales Expenses	Total (net)	Accumulated Depreciation
1 SH JANUS SHORT TERM BOND FUND	2016-01	PURCHASE	2017-01		3	3				
102 SH JANUS SHORT TERM BOND FUND	2016-01	PURCHASE	2017-01		308	307			1	
115 SH JANUS SHORT TERM BOND FUND	2016-02	PURCHASE	2017-01		347	346			1	
1 SH JANUS SHORT TERM BOND FUND	2016-03	PURCHASE	2017-01		3	3				
108 SH JANUS SHORT TERM BOND FUND	2016-03	PURCHASE	2017-01		326	327			-1	
122 SH JANUS SHORT TERM BOND FUND	2016-04	PURCHASE	2017-01		368	370			-2	
1 SH JANUS SHORT TERM BOND FUND	2016-05	PURCHASE	2017-01		3	3				
101 SH JANUS SHORT TERM BOND FUND	2016-05	PURCHASE	2017-01		305	306			-1	
1 SH JANUS SHORT TERM BOND FUND	2016-06	PURCHASE	2017-01		3	3				
111 SH JANUS SHORT TERM BOND FUND	2016-06	PURCHASE	2017-01		335	337			-2	
112 SH JANUS SHORT TERM BOND FUND	2016-07	PURCHASE	2017-01		338	340			-2	
1 SH JANUS SHORT TERM BOND FUND	2016-08	PURCHASE	2017-01		3	3				
118 SH JANUS SHORT TERM BOND FUND	2016-08	PURCHASE	2017-01		356	359			-3	
132 SH JANUS SHORT TERM BOND FUND	2016-09	PURCHASE	2017-01		399	401			-2	
114 SH JANUS SHORT TERM BOND FUND	2016-10	PURCHASE	2017-01		344	345			-1	
1 SH JANUS SHORT TEM BOND FUND	2016-11	PURCHASE	2017-01		3	3				
126 SH JANUS SHORT TERM BOND FUND	2016-11	PURCHASE	2017-01		381	381				
228 SH JANUS SHORT TERM BOND FUND	2016-12	PURCHASE	2017-01		1	1				
1 SH PIMCO REAL RETURN FUND	2016-01	PURCHASE	2017-01		11	11				
42 SH PIMCO REAL RETURN FUND	2016-01	PURCHASE	2017-01		459	446			13	
44 SH PIMCO REAL RETURN FUND	2016-02	PURCHASE	2017-01		481	469			12	
1 SH PIMCO REAL RETURN FUND	2016-03	PURCHASE	2017-01		11	11				
47 SH PIMCO REAL RETURN FUND	2016-03	PURCHASE	2017-01		514	513			1	
1 SH PIMCO REAL RETURN FUND	2016-04	PURCHASE	2017-01		11	11				
47 SH PIMCO REAL RETURN FUND	2016-04	PURCHASE	2017-01		514	516			-2	
46 SH PIMCO REAL RETURN FUND	2016-05	PURCHASE	2017-01		503	500			3	
1 SH PIMCO REAL RETURN FUND	2016-06	PURCHASE	2017-01		11	11				
46 SH PIMCO REAL RETURN FUND	2016-06	PURCHASE	2017-01		503	511			-8	
48 SH PIMCO REAL RETURN FUND	2016-07	PURCHASE	2017-01		525	537			-12	
48 SH PIMCO REAL RETURN FUND	2016-08	PURCHASE	2017-01		525	535			-10	

Name	Date Acquired	How Acquired	Date Sold	Purchaser Name	Gross Sales Price	Basis	Basis Method	Sales Expenses	Total (net)	Accumulated Depreciation
1 SH PIMCO REAL RETURN FUND	2016-09	PURCHASE	2017-01		11	11				
49 SH PIMCO REAL RETURN FUND	2016-09	PURCHASE	2017-01		536	550			-14	
45 SH PIMCO REAL RETURN FUND	2016-10	PURCHASE	2017-01		492	503			-11	
1 SH PIMCO REAL RETURN FUND	2016-11	PURCHASE	2017-01		11	11				
118 SH PIMCO REAL RETURN FUND	2016-11	PURCHASE	2017-01		1,291	1,291				
377 SH PIMCO REAL RETURN FUND	2016-12	PURCHASE	2017-01		4	4				
608 SH PIMCO REAL RETURN FUND	2016-12	PURCHASE	2017-01		7	7				
572 SH PIMCO TOTAL RETURN FUND	2016-12	PURCHASE	2017-01		6	6				
28 SH PIMCO TOTAL RETURN FUND	2016-12	PURCHASE	2017-01		3	3				
276 SH PIMCO TOTAL RETURN FUND	2016-06	PURCHASE	2017-01		2,768	2,834			-66	
304 SH PIMCO TOTAL RETURN FUND	2016-07	PURCHASE	2017-01		3,049	3,146			-97	
1 SH PIMCO TOTAL RETURN FUND	2016-08	PURCHASE	2017-01		10	10				
268 SH PIMCO TOTAL RETURN FUND	2016-08	PURCHASE	2017-01		2,688	2,760			-72	
179 SH PIMCO TOTAL RETURN FUND	2016-09	PURCHASE	2017-01		1,795	1,847			-52	
226 SH PIMCO TOTAL RETURN FUND	2016-10	PURCHASE	2017-01		2,267	2,314			-47	
278 SH PIMCO TOTAL RETURN FUND	2016-11	PURCHASE	2017-01		2,788	2,765			23	
1 SH PIMCO TOTAL RETURN FUND	2016-01	PURCHASE	2017-01		10	10				
209 SH PIMCO TOTAL RETURN FUND	2016-01	PURCHASE	2017-01		2,096	2,108			-12	
1 SH PIMCO TOTAL RETURN FUND	2016-02	PURCHASE	2017-01		10	10				
223 SH PIMCO TOTAL RETURN FUND	2016-02	PURCHASE	2017-01		2,237	2,234			3	
252 SH PIMCO TOTAL RETURN FUND	2016-03	PURCHASE	2017-01		2,528	2,555			-27	
239 SH PIMCO TOTAL RETURN FUND	2016-04	PURCHASE	2017-01		2,397	2,428			-31	
271 SH PIMCO TOTAL RETURN FUND	2016-05	PURCHASE	2017-01		2,718	2,753			-35	
1 SH PIMCO TOTAL RETURN FUND	2016-06	PURCHASE	2017-01		10	10				
428 SH PIMCO TOTAL RETURN FUND	2016-12	PURCHASE	2017-01		4	4				
108 SH JANUS SHORT TERM BOND FUND	2015-01	PURCHASE	2017-01		326	329			-3	
1 SH JANUS SHORT TERM BOND FUND	2015-02	PURCHASE	2017-01		3	3				
115 SH JANUS SHORT TERM BOND FUND	2015-02	PURCHASE	2017-01		347	350			-3	
114 SH JANUS SHORT TERM BOND FUND	2015-03	PURCHASE	2017-01		344	347			-3	
126 SH JANUS SHORT TERM BOND FUND	2015-04	PURCHASE	2017-01		381	383			-2	

Name	Date Acquired	How Acquired	Date Sold	Purchaser Name	Gross Sales Price	Basis	Basis Method	Sales Expenses	Total (net)	Accumulated Depreciation
1 SH JANUS SHORT TERM BOND FUND	2015-05	PURCHASE	2017-01		3	3				
124 SH JANUS SHORT TERM BOND FUND	2015-05	PURCHASE	2017-01		374	378			-4	
126 SH JANUS SHORT TERM BOND FUND	2015-06	PURCHASE	2017-01		381	383			-2	
1 SH JANUS SHORT TERM BOND FUND	2015-07	PURCHASE	2017-01		3	3				
139 SH JANUS SHORT TERM BOND FUND	2015-07	PURCHASE	2017-01		420	423			-3	
113 SH JANUS SHORT TERM BOND FUND	2015-08	PURCHASE	2017-01		341	342			-1	
1 SH JANUS SHORT TERM BOND FUND	2015-09	PURCHASE	2017-01		3	3				
119 SH JANUS SHORT TERM BOND FUND	2015-09	PURCHASE	2017-01		359	361			-2	
1 SH JANUS SHORT TERM BOND FUND	2015-10	PURCHASE	2017-01		3	3				
116 SH JANUS SHORT TERM BOND FUND	2015-10	PURCHASE	2017-01		350	351			-1	
115 SH JANUS SHORT TERM BOND FUND	2015-11	PURCHASE	2017-01		347	347				
127 SH JANUS SHORT TERM BOND FUND	2015-12	PURCHASE	2017-01		384	382			2	
167 SH JANUS SHORT TERM BOND FUND	2012-01	PURCHASE	2017-01		504	513			-9	
199 SH JANUS SHORT TERM BOND FUND	2012-02	PURCHASE	2017-01		601	613			-12	
184 SH JANUS SHORT TERM BOND FUND	2012-03	PURCHASE	2017-01		556	567			-11	
1 SH JANUS SHORT TERM BOND FUND	2012-03	PURCHASE	2017-01		3	3				
174 SH JANUS SHORT TERM BOND FUND	2012-04	PURCHASE	2017-01		525	538			-13	
150 SH JANUS SHORT TERM BOND FUND	2012-05	PURCHASE	2017-01		453	462			-9	
1 SH JANUS SHORT TERM BOND FUND	2012-05	PURCHASE	2017-01		3	3				
150 SH JANUS SHORT TERM BOND FUND	2012-06	PURCHASE	2017-01		453	462			-9	
1 SH JANUS SHORT TERM BOND FUND	2012-06	PURCHASE	2017-01		3	3				
137 SH JANUS SHORT TERM BOND FUND	2012-07	PURCHASE	2017-01		414	423			-9	
176 SH JANUS SHORT TERM BOND FUND	2012-08	PURCHASE	2017-01		532	546			-14	
1 SH JANUS SHORT TERM BOND FUND	2012-08	PURCHASE	2017-01		3	3				
125 SH JANUS SHORT TERM BOND FUND	2012-09	PURCHASE	2017-01		377	387			-10	
1 SH JANUS SHORT TERM BOND FUND	2012-09	PURCHASE	2017-01		3	3				
143 SH JANUS SHORT TERM BOND FUND	2012-10	PURCHASE	2017-01		432	443			-11	
1 SH JANUS SHORT TERM BOND FUND	2012-10	PURCHASE	2017-01		3	3				
152 SH JANUS SHORT TERM BOND FUND	2012-11	PURCHASE	2017-01		459	471			-12	
273 SH JANUS SHORT TERM BOND FUND	2012-12	PURCHASE	2017-01		824	841			-17	

Name	Date Acquired	How Acquired	Date Sold	Purchaser Name	Gross Sales Price	Basis	Basis Method	Sales Expenses	Total (net)	Accumulated Depreciation
439 SH JANUS SHORT TERM BOND FUND	2012-12	PURCHASE	2017-01		1,326	1,352			-26	
1 SH JANUS SHORT TERM BOND FUND	2012-12	PURCHASE	2017-01		3	3				
160 SH JANUS SHORT TERM BOND FUND	2012-12	PURCHASE	2017-01		483	493			-10	
133 SH JANUS SHORT TERM BOND FUND	2013-01	PURCHASE	2017-01		402	410			-8	
153 SH JANUS SHORT TERM BOND FUND	2013-02	PURCHASE	2017-01		462	471			-9	
1 SH JANUS SHORT TERM BOND FUND	2013-02	PURCHASE	2017-01		3	3				
142 SH JANUS SHORT TERM BOND FUND	2013-03	PURCHASE	2017-01		429	437			-8	
1 SH JANUS SHORT TERM BOND FUND	2013-03	PURCHASE	2017-01		3	3				
137 SH JANUS SHORT TERM BOND FUND	2013-04	PURCHASE	2017-01		414	423			-9	
1 SH JANUS SHORT TERM BOND FUND	2013-04	PURCHASE	2017-01		3	3				
161 SH JANUS SHORT TERM BOND FUND	2013-05	PURCHASE	2017-01		486	494			-8	
1 SH JANUS SHORT TERM BOND FUND	2013-05	PURCHASE	2017-01		3	3				
119 SH JANUS SHORT TERM BOND FUND	2013-06	PURCHASE	2017-01		359	363			-4	
1 SH JANUS SHORT TEM BOND FUND	2013-06	PURCHASE	2017-01		3	3				
125 SH JANUS SHORT TERM BOND FUND	2013-07	PURCHASE	2017-01		377	383			-6	
1 SH JANUS SHORT TERM BOND FUND	2013-07	PURCHASE	2017-01		3	3				
96 SH JANUS SHORT TERM BOND FUND	2013-08	PURCHASE	2017-01		290	294			-4	
1 SH JANUS SHORT TERM BOND FUND	2013-09	PURCHASE	2017-01		3	3				
87 SH JANUS SHORT TERM BOND FUND	2013-09	PURCHASE	2017-01		263	267			-4	
99 SH JANUS SHORT TERM BOND FUND	2013-10	PURCHASE	2017-01		299	305			-6	
1 SH JANUS SHORT TERM BOND FUND	2013-11	PURCHASE	2017-01		3	3				
146 SH JANUS SHORT TERM BOND FUND	2013-11	PURCHASE	2017-01		441	450			-9	
1 SH JANUS SHORT TERM BOND FUND	2013-12	PURCHASE	2017-01		3	3				
133 SH JANUS SHORT TERM BOND FUND	2013-12	PURCHASE	2017-01		402	408			-6	
244 SH JANUS SHORT TERM BOND FUND	2014-01	PURCHASE	2017-01		737	749			-12	
1 SH JANUS SHORT TERM BOND FUND	2014-01	PURCHASE	2017-01		3	3				
24 SH JANUS SHORT TERM BOND FUND	2014-01	PURCHASE	2017-01		72	74			-2	
137 SH JANUS SHORT TERM BOND FUND	2014-01	PURCHASE	2017-01		414	421			-7	
142 SH JANUS SHORT TERM BOND FUND	2014-02	PURCHASE	2017-01		429	437			-8	
1 SH JANUS SHORT TERM BOND FUND	2014-03	PURCHASE	2017-01		3	3				

Name	Date Acquired	How Acquired	Date Sold	Purchaser Name	Gross Sales Price	Basis	Basis Method	Sales Expenses	Total (net)	Accumulated Depreciation
145 SH JANUS SHORT TERM BOND FUND	2014-03	PURCHASE	2017-01		438	445			-7	
126 SH JANUS SHORT TERM BOND FUND	2014-04	PURCHASE	2017-01		381	387			-6	
140 SH JANUS SHORT TERM BOND FUND	2014-05	PURCHASE	2017-01		423	431			-8	
1 SH JANUS SHORT TERM BOND FUND	2014-06	PURCHASE	2017-01		3	3				
147 SH JANUS SHORT TERM BOND FUND	2014-06	PURCHASE	2017-01		444	451			-7	
1 SH JANUS SHORT TERM BOND FUND	2014-07	PURCHASE	2017-01		3	3				
131 SH JANUS SHORT TERM BOND FUND	2014-07	PURCHASE	2017-01		396	401			-5	
1 SH JANUS SHORT TERM BOND FUND	2014-08	PURCHASE	2017-01		3	3				
135 SH JANUS SHORT TERM BOND FUND	2014-08	PURCHASE	2017-01		408	414			-6	
129 SH JANUS SHORT TERM BOND FUND	2014-09	PURCHASE	2017-01		390	393			-3	
1 SH JANUS SHORT TERM BOND FUND	2014-10	PURCHASE	2017-01		3	3				
144 SH JANUS SHORT TERM BOND FUND	2014-10	PURCHASE	2017-01		435	441			-6	
121 SH JANUS SHORT TERM BOND FUND	2014-11	PURCHASE	2017-01		365	370			-5	
150 SH JANUS SHORT TERM BOND FUND	2014-12	PURCHASE	2017-01		453	456			-3	
1 SH JANUS SHORT TERM BOND FUND	2014-12	PURCHASE	2017-01		3	3				
123 SH JANUS SHORT TERM BOND FUND	2014-12	PURCHASE	2017-01		371	374			-3	
145 SH JANUS SHORT TERM BOND FUND	2011-05	PURCHASE	2017-01		433	448			-15	
65 SH PIMCO REAL RETURN FUND	2013-05	PURCHASE	2017-01		711	761			-50	
47 SH PIMCO REAL RETURN FUIND	2015-05	PURCHASE	2017-01		514	515			-1	
46 SH PIMCO REAL RETURN FUND	2015-06	PURCHASE	2017-01		503	498			5	
1 SH PIMCO REAL RETURN FUND	2015-07	PURCHASE	2017-01		11	11				
50 SH PIMCO REAL RETURN FUND	2015-07	PURCHASE	2017-01		547	545			2	
44 SH PIMCO REAL RETURN FUND	2015-08	PURCHASE	2017-01		481	473			8	
1 SH PIMCO REAL RETURN FUND	2015-09	PURCHASE	2017-01		11	11				
46 SH PIMCO REAL RETURN FUND	2015-09	PURCHASE	2017-01		503	488			15	
1 SH PIMCO REAL RETURN FUND	2015-10	PURCHASE	2017-01		11	11				
49 SH PIMCO REAL RETURN FUND	2015-10	PURCHASE	2017-01		536	523			13	
44 SH PIMCO REAL RETURN FUND	2015-11	PURCHASE	2017-01		481	468			13	
56 SH PIMCO REAL RETURN FUND	2015-12	PURCHASE	2017-01		613	587			26	
1 SH PIMCO REAL RETURN FUND	2015-12	PURCHASE	2017-01		11	11				

Name	Date Acquired	How Acquired	Date Sold	Purchaser Name	Gross Sales Price	Basis	Basis Method	Sales Expenses	Total (net)	Accumulated Depreciation
52 SH PIMCO REAL RETURN FUND	2015-12	PURCHASE	2017-01		569	546			23	
1 SH PIMCO REAL RETURN FUND	2013-05	PURCHASE	2017-01		11	12			-1	
55 SH PIMCO REAL RETURN FUND	2013-06	PURCHASE	2017-01		602	613			-11	
59 SH PIMCO REAL RETURN FUND	2013-07	PURCHASE	2017-01		645	664			-19	
46 SH PIMCO REAL RETURN FUND	2013-08	PURCHASE	2017-01		503	507			-4	
38 SH PIMCO REAL RETURN FUND	2013-09	PURCHASE	2017-01		416	428			-12	
1 SH PIMCO REAL RETURN FUND	2013-10	PURCHASE	2017-01		11	11				
42 SH PIMCO REAL RETURN FUND	2013-10	PURCHASE	2017-01		459	475			-16	
1 SH PIMCO REAL RETURN FUND	2013-11	PURCHASE	2017-01		11	11				
60 SH PIMCO REAL RETURN FUND	2013-11	PURCHASE	2017-01		656	670			-14	
380 SH PIMCO REAL RETURN FUND	2013-12	PURCHASE	2017-01		4,157	4,180			-23	
1 SH PIMCO REAL RETURN FUND	2013-12	PURCHASE	2017-01		11	11				
60 SH PIMCO REAL RETURN FUND	2013-12	PURCHASE	2017-01		656	655			1	
61 SH PIMCO REAL RETURN FUND	2014-01	PURCHASE	2017-01		667	681			-14	
54 SH PIMCO REAL RETURN FUND	2014-02	PURCHASE	2017-01		591	606			-15	
1 SH PIMCO REAL RETURN FUND	2014-03	PURCHASE	2017-01		11	11				
56 SH PIMCO REAL RETURN FUND	2014-03	PURCHASE	2017-01		612	625			-13	
58 SH PIMCO REAL RETURN FUND	2014-04	PURCHASE	2017-01		635	656			-21	
1 SH PIMCO REAL RETURN FUND	2014-05	PURCHASE	2017-01		11	11				
61 SH PIMCO REAL RETURN FUND	2014-05	PURCHASE	2017-01		667	705			-38	
1 SH PIMCO REAL RETURN FUND	2014-06	PURCHASE	2017-01		11	12			-1	
107 SH PIMCO REAL RETURN FUND	2014-06	PURCHASE	2017-01		1,171	1,240			-69	
1 SH PIMCO REAL RETURN FUND	2014-07	PURCHASE	2017-01		11	12			-1	
193 SH PIMCO REAL RETURN FUND	2014-07	PURCHASE	2017-01		2,111	2,233			-122	
118 SH PIMCO REAL RETURN FUND	2014-08	PURCHASE	2017-01		1,291	1,370			-79	
1 SH PIMCO REAL RETURN FUND	2014-09	PURCHASE	2017-01		11	11				
57 SH PIMCO REAL RETURN FUND	2014-09	PURCHASE	2017-01		624	642			-18	
1 SH PIMCO REAL RETURN FUND	2014-10	PURCHASE	2017-01		11	11				
64 SH PIMCO REAL RETURN FUND	2014-10	PURCHASE	2017-01		700	727			-27	
1 SH PIMCO REAL RETURN FUND	2014-11	PURCHASE	2017-01		11	11				

Name	Date Acquired	How Acquired	Date Sold	Purchaser Name	Gross Sales Price	Basis	Basis Method	Sales Expenses	Total (net)	Accumulated Depreciation
54 SH PIMCO REAL RETURN FUND	2014-11	PURCHASE	2017-01		591	615			-24	
20 SH PIMCO REAL RETURN FUND	2014-12	PURCHASE	2017-01		219	225			-6	
1585 SH PIMCO REAL RETURN FUND	2014-12	PURCHASE	2017-01		17,340	17,228			112	
1 SH PIMCO REAL RETURN FUND	2014-12	PURCHASE	2017-01		11	11				
64 SH PIMCO REAL RETURN FUND	2014-12	PURCHASE	2017-01		700	698			2	
1 SH PIMCO REAL RETURN FUND	2015-01	PURCHASE	2017-01		11	11				
61 SH PIMCO REAL RETURN FUND	2015-01	PURCHASE	2017-01		667	687			-20	
56 SH PIMCO REAL RETURN FUND	2015-02	PURCHASE	2017-01		613	625			-12	
1 SH PIMCO REAL RETURN FUND	2015-03	PURCHASE	2017-01		11	11				
57 SH PIMCO REAL RETURN FUND	2015-03	PURCHASE	2017-01		624	629			-5	
46 SH PIMCO REAL RETURN FUND	2015-04	PURCHASE	2017-01		503	510			-7	
1 SH PIMCO REAL RETURN FUND	2015-05	PURCHASE	2017-01		11	11				
53 SH PIMCO REAL RETURN FUND	2012-01	PURCHASE	2017-01		580	638			-58	
52 SH PIMCO REAL RETURN FUND	2012-02	PURCHASE	2017-01		569	625			-56	
1 SH PIMCO REAL RETURN FUND	2012-02	PURCHASE	2017-01		11	12			-1	
58 SH PIMCO REAL RETURN FUND	2012-03	PURCHASE	2017-01		635	690			-55	
1 SH PIMCO REAL RETURN FUND	2012-03	PURCHASE	2017-01		11	12			-1	
91 SH PIMCO REAL RETURN FUND	2012-04	PURCHASE	2017-01		996	1,104			-108	
342 SH PIMCO REAL RETURN FUND	2012-05	PURCHASE	2017-01		3,741	4,214			-473	
163 SH PIMCO REAL RETURN FUND	2012-06	PURCHASE	2017-01		1,783	1,994			-211	
1 SH PIMCO REAL RETURN FUND	2012-06	PURCHASE	2017-01		11	12			-1	
55 SH PIMCO REAL RETURN FUND	2012-07	PURCHASE	2017-01		602	685			-83	
1 SH PIMCO REAL RETURN FUND	2012-07	PURCHASE	2017-01		11	12			-1	
62 SH PIMCO REAL RETURN FUND	2012-08	PURCHASE	2017-01		678	771			-93	
50 SH PIMCO REAL RETURN FUND	2012-10	PURCHASE	2017-01		547	626			-79	
57 SH PIMCO REAL RETURN FUND	2012-10	PURCHASE	2017-01		624	718			-94	
1 SH PIMCO REAL RETURN FUND	2012-10	PURCHASE	2017-01		11	13			-2	
100 SH PIMCO REAL RETURN FUND	2012-11	PURCHASE	2017-01		1,094	1,266			-172	
1 SH PIMCO REAL RETURN FUND	2012-11	PURCHASE	2017-01		11	13			-2	
634 SH PIMCO REAL RETURN FUND	2012-12	PURCHASE	2017-01		6,936	7,875			-939	

Name	Date Acquired	How Acquired	Date Sold	Purchaser Name	Gross Sales Price	Basis	Basis Method	Sales Expenses	Total (net)	Accumulated Depreciation
783 SH PIMCO REAL RETURN FUND	2012-12	PURCHASE	2017-01		8,566	9,726			-1,160	
1 SH PIMCO REAL RETURN FUND	2012-12	PURCHASE	2017-01		11	13			-2	
529 SH PIMCO REAL RETURN FUND	2012-12	PURCHASE	2017-01		5,787	6,486			-699	
1 SH PIMCO REAL RETURN FUND	2012-12	PURCHASE	2017-01		11	12			-1	
57 SH PIMCO REAL RETURN FUND	2012-12	PURCHASE	2017-01		624	697			-73	
1 SH PIMCO REAL RETURN FUND	2012-12	PURCHASE	2017-01		11	12			-1	
57 SH PIMCO REAL RETURN FUND	2013-01	PURCHASE	2017-01		624	692			-68	
53 SH PIMCO REAL RETURN FUND	2013-02	PURCHASE	2017-01		580	645			-65	
1 SH PIMCO REAL RETURN FUND	2013-02	PURCHASE	2017-01		11	12			-1	
59 SH PIMCO REAL RETURN FUND	2013-03	PURCHASE	2017-01		645	720			-75	
57 SH PIMCO REAL RETURN FUND	2013-04	PURCHASE	2017-01		624	701			-77	
119 SH PIMCO REAL RETURN FUND	2011-05	PURCHASE	2017-01		1,301	1,379			-78	
209 SH PIMCO TOTAL RETURN FUND	2013-05	PURCHASE	2017-01		2,096	2,289			-193	
146 SH PIMCO TOTAL RETURN FUND	2013-06	PURCHASE	2017-01		1,464	1,554			-90	
1 SH PIMCO TOTAL RETURN FUND	2013-06	PURCHASE	2017-01		10	11			-1	
182 SH PIMCO TOTAL RETURN FUND	2013-07	PURCHASE	2017-01		1,825	1,943			-118	
1 SH PIMCO TOTAL RETURN FUND	2013-08	PURCHASE	2017-01		10	11			-1	
141 SH PIMCO TOTAL RETURN FUND	2013-08	PURCHASE	2017-01		1,414	1,485			-71	
108 SH PIMCO TOTAL RETURN FUND	2013-09	PURCHASE	2017-01		1,083	1,156			-73	
121 SH PIMCO TOTAL RETURN FUND	2013-10	PURCHASE	2017-01		1,214	1,305			-91	
1 SH PIMCO TOTAL RETURN FUND	2013-11	PURCHASE	2017-01		10	11			-1	
160 SH PIMCO TOTAL RETURN FUND	2013-11	PURCHASE	2017-01		1,605	1,722			-117	
509 SH PIMCO TOTAL RETURN FUND	2013-12	PURCHASE	2017-01		5,105	5,412			-307	
258 SH PIMCO TOTAL RETURN FUND	2015-05	PURCHASE	2017-01		2,588	2,736			-148	
220 SH PIMCO TOTAL RETURN FUND	2015-06	PURCHASE	2017-01		2,207	2,307			-100	
1 SH PIMCO TOTAL RETURN FUND	2015-07	PURCHASE	2017-01		10	11			-1	
346 SH PIMCO TOTAL RETURN FUND	2015-07	PURCHASE	2017-01		3,470	3,659			-189	
290 SH PIMCO TOTAL RETURN FUND	2015-08	PURCHASE	2017-01		2,909	3,032			-123	
1 SH PIMCO TOTAL RETURN FUND	2015-09	PURCHASE	2017-01		10	10				
277 SH PIMCO TOTAL RETURN FUND	2015-09	PURCHASE	2017-01		2,778	2,874			-96	

Name	Date Acquired	How Acquired	Date Sold	Purchaser Name	Gross Sales Price	Basis	Basis Method	Sales Expenses	Total (net)	Accumulated Depreciation
1 SH PIMCO TOTAL RETURN FUND	2015-10	PURCHASE	2017-01		10	10				
268 SH PIMCO TOTAL RETURN FUND	2015-10	PURCHASE	2017-01		2,688	2,794			-106	
1 SH PIMCO TOTAL RETURN FUND	2015-11	PURCHASE	2017-01		10	10				
1 SH PIMCO TOTAL RETURN FUND	2013-12	PURCHASE	2017-01		10	11			-1	
97 SH PIMCO TOTAL RETURN FUND	2013-12	PURCHASE	2017-01		973	1,031			-58	
116 SH PIMCO TOTAL RETURN FUND	2013-12	PURCHASE	2017-01		1,163	1,227			-64	
116 SH PIMCO TOTAL RETURN FUND	2014-01	PURCHASE	2017-01		1,163	1,242			-79	
128 SH PIMCO TOTAL RETURN FUND	2014-02	PURCHASE	2017-01		1,284	1,377			-93	
1 SH PIMCO TOTAL RETURN FUND	2014-03	PURCHASE	2017-01		10	11			-1	
151 SH PIMCO TOTAL RETURN FUND	2014-03	PURCHASE	2017-01		1,515	1,614			-99	
160 SH PIMCO TOTAL RETURN FUND	2014-04	PURCHASE	2017-01		1,605	1,719			-114	
248 SH PIMCO TOTAL RETURN FUND	2015-11	PURCHASE	2017-01		2,487	2,576			-89	
3545 SH PIMCO TOTAL RETURN FUND	2015-12	PURCHASE	2017-01		35,556	35,455			101	
313 SH PIMCO TOTAL RETURN FUND	2015-12	PURCHASE	2017-01		3,139	3,133			6	
205 SH PIMCO TOTAL RETURN FUND	2014-05	PURCHASE	2017-01		2,056	2,225			-169	
166 SH PIMCO TOTAL RETURN FUND	2014-06	PURCHASE	2017-01		1,665	1,805			-140	
1 SH PIMCO TOTAL RETURN FUND	2014-07	PURCHASE	2017-01		10	11			-1	
185 SH PIMCO TOTAL RETURN FUND	2014-07	PURCHASE	2017-01		1,856	1,997			-141	
173 SH PIMCO TOTAL RETURN FUND	2014-08	PURCHASE	2017-01		1,735	1,885			-150	
1 SH PIMCO TOTAL RETURN FUND	2014-09	PURCHASE	2017-01		10	11			-1	
133 SH PIMCO TOTAL RETURN FUND	2014-09	PURCHASE	2017-01		1,334	1,433			-99	
141 SH PIMCO TOTAL RETURN FUND	2014-10	PURCHASE	2017-01		1,414	1,529			-115	
157 SH PIMCO TOTAL RETURN FUND	2014-11	PURCHASE	2017-01		1,575	1,717			-142	
723 SH PIMCO TOTAL RETURN FUND	2014-12	PURCHASE	2017-01		7,252	7,812			-560	
1 SH PIMCO TOTAL RETURN FUND	2014-12	PURCHASE	2017-01		10	11			-1	
1832 SH PIMCO TOTAL RETURN FUND	2014-12	PURCHASE	2017-01		18,375	19,319			-944	
1 SH PIMCO TOTAL RETURN FUND	2014-12	PURCHASE	2017-01		10	11			-1	
217 SH PIMCO TOTAL RETURN FUND	2014-12	PURCHASE	2017-01		2,177	2,293			-116	
89 SH PIMCO TOTAL RETURN FUND	2015-01	PURCHASE	2017-01		893	964			-71	
1 SH PIMCO TOTAL RETURN FUND	2015-02	PURCHASE	2017-01		10	11			-1	

Name	Date Acquired	How Acquired	Date Sold	Purchaser Name	Gross Sales Price	Basis	Basis Method	Sales Expenses	Total (net)	Accumulated Depreciation
99 SH PIMCO TOTAL RETURN FUND	2015-02	PURCHASE	2017-01		993	1,064			-71	
110 SH PIMCO TOTAL RETURN FUND	2015-03	PURCHASE	2017-01		1,103	1,184			-81	
1 SH PIMCO TOTAL RETURN FUND	2015-04	PURCHASE	2017-01		10	11			-1	
232 SH PIMCO TOTAL RETURN FUND	2015-04	PURCHASE	2017-01		2,327	2,477			-150	
1 SH PIMCO TOTAL RETURN FUND	2015-05	PURCHASE	2017-01		10	11			-1	
260 SH PIMCO TOTAL RETURN FUND	2009-08	PURCHASE	2017-01		2,618	2,791			-173	
145 SH JANUS SHORT TERM BOND	2011-05	PURCHASE	2017-01		438	448			-10	
96,942 SH JANUS SHORT TERM BOND	2011-05	PURCHASE	2017-01		292,760	299,551			-6,791	
92 SH JANUS SHORT TERM BOND	2011-05	PURCHASE	2017-01		278	285			-7	
187 SH JANUS SHORT TERM BOND	2011-06	PURCHASE	2017-01		565	578			-13	
1 SH JANUS SHORT TERM BOND	2011-06	PURCHASE	2017-01		3	3				
173 SH JANUS SHORT TERM BOND	2011-07	PURCHASE	2017-01		522	535			-13	
176 SH JANUS SHORT TERM BOND	2011-08	PURCHASE	2017-01		532	540			-8	
1 SH JANUS SHORT TERM BOND	2011-08	PURCHASE	2017-01		3	3				
200 SH JANUS SHORT TERM BOND	2011-09	PURCHASE	2017-01		604	610			-6	
165 SH JANUS SHORT TERM BOND	2011-10	PURCHASE	2017-01		498	507			-9	
235 SH JANUS SHORT TERM BOND	2011-11	PURCHASE	2017-01		710	717			-7	
1 SH JANUS SHORT TERM BOND	2011-11	PURCHASE	2017-01		3	3				
3 SH JANUS SHORT TERM BOND	2011-12	PURCHASE	2017-01		9	9				
190 SH JANUS SHORT TERM BOND	2011-12	PURCHASE	2017-01		574	578			-4	
198 SH JANUS SHORT TERM BOND	2011-12	PURCHASE	2017-01		598	604			-6	
1 SH JANUS SHORT TERM BOND	2011-12	PURCHASE	2017-01		3	3				
59,915 SH PIMCO REAL RETURN FUND	2011-05	PURCHASE	2017-01		655,466	695,675			-40,209	
119 SH PIMCO REAL RETURN FUND	2011-05	PURCHASE	2017-01		1,302	1,382			-80	
200 SH PIMCO REAL RETURN FUND	2011-05	PURCHASE	2017-01		2,188	2,326			-138	
318 SH PIMCO REAL RETURN FUND	2011-06	PURCHASE	2017-01		3,479	3,696			-217	
238 SH PIMCO REAL RETURN FUND	2011-07	PURCHASE	2017-01		2,604	2,849			-245	
1 SH PIMCO REAL RETURN FUND	2011-07	PURCHASE	2017-01		11	12			-1	
61 SH PIMCO REAL RETURN FUND	2011-08	PURCHASE	2017-01		667	732			-65	
56 SH PIMCO REAL RETURN FUND	2011-09	PURCHASE	2017-01		613	668			-55	

Name	Date Acquired	How Acquired	Date Sold	Purchaser Name	Gross Sales Price	Basis	Basis Method	Sales Expenses	Total (net)	Accumulated Depreciation
1 SH PIMCO REAL RETURN FUND	2011-09	PURCHASE	2017-01		11	12			-1	
151 SH PIMCO REAL RETURN FUND	2011-10	PURCHASE	2017-01		1,652	1,835			-183	
106 SH PIMCO REAL RETURN FUND	2011-11	PURCHASE	2017-01		1,160	1,286			-126	
1 SH PIMCO REAL RETURN FUND	2011-11	PURCHASE	2017-01		11	12			-1	
808 SH PIMCO REAL RETURN FUND	2011-12	PURCHASE	2017-01		8,839	9,503			-664	
1 SH PIMCO REAL RETURN FUND	2011-12	PURCHASE	2017-01		11	12			-1	
1207 SH PIMCO REAL RETURN FUND	2011-12	PURCHASE	2017-01		13,204	14,196			-992	
262 SH PIMCO REAL RETURN FUND	2011-12	PURCHASE	2017-01		2,866	3,081			-215	
1 SH PIMCO REAL RETURN FUND	2011-12	PURCHASE	2017-01		11	12			-1	
62 SH PIMCO REAL RETURN FUND	2011-12	PURCHASE	2017-01		678	720			-42	
260 SH PIMCO TOTAL RETURN FUND	2009-08	PURCHASE	2017-01		2,608	2,791			-183	
50363 SH PIMCO TOTAL RETURN FUND	2009-11	PURCHASE	2017-01		505,138	540,553			-35,415	
39641 SH PIMCO TOTAL RETURN FUND	2009-08	PURCHASE	2017-01		397,597	429,873			-32,276	
1 SH PIMCO TOTAL RETURN FUND	2009-11	PURCHASE	2017-01		10	11			-1	
WASH SALE - JANUS SHORT TERM	2011-05	PURCHASE	2017-01		10				10	
WASH SALE - PIMCO REAL RETURN	2011-05	PURCHASE	2017-01		80				80	
WASH SALE - PIMCO TOTAL RETURN	2009-08	PURCHASE	2017-01		183				183	

TY 2017 Investments Corporate Bonds Schedule

Name: JACK AND FLORENCE BERLIN FOUNDATION
A DELAWARE NON PROFIT CORPORATION

EIN: 72-1551106

Investments Corporate Bonds Schedule

Name of Bond	End of Year Book Value	End of Year Fair Market Value
JANUS SHORT TERM BOND FUND		
DIVIDEND RECEIVABLE - JANUS		

TY 2017 Investments Corporate Stock Schedule

Name: JACK AND FLORENCE BERLIN FOUNDATION
A DELAWARE NON PROFIT CORPORATION

EIN: 72-1551106

Name of Stock	End of Year Book Value	End of Year Fair Market Value
PIMCO TOTAL RETURN FUND		
MERRILL LYNCH	4,955	4,955
PIMCO REAL RETURN FUND		
DIVIDENDS RECEIVABLE		
MERRILL LYNCH STOCKS & MUTUAL FUNDS	413,515	471,908

TY 2017 Investments Government Obligations Schedule

Name: JACK AND FLORENCE BERLIN FOUNDATION
A DELAWARE NON PROFIT CORPORATION

EIN: 72-1551106

**US Government Securities - End
of Year Book Value:**

**US Government Securities - End
of Year Fair Market Value:**

**State & Local Government
Securities - End of Year Book
Value:**

25,535

**State & Local Government
Securities - End of Year Fair
Market Value:**

25,535

TY 2017 Investments - Land Schedule

Name: JACK AND FLORENCE BERLIN FOUNDATION

A DELAWARE NON PROFIT CORPORATION

EIN: 72-1551106

Category/ Item	Cost/Other Basis	Accumulated Depreciation	Book Value	End of Year Fair Market Value
LAND, BUILDINGS, AND EQUIPMENT	2,848,543	461,937	2,386,606	3,727,578

TY 2017 Investments - Other Schedule

Name: JACK AND FLORENCE BERLIN FOUNDATION
A DELAWARE NON PROFIT CORPORATION

EIN: 72-1551106

Investments Other Schedule 2

Category/ Item	Listed at Cost or FMV	Book Value	End of Year Fair Market Value
TYLER ROAD LAND	AT COST	474,061	531,240

TY 2017 Land, Etc. Schedule

Name: JACK AND FLORENCE BERLIN FOUNDATION
A DELAWARE NON PROFIT CORPORATION

EIN: 72-1551106

Category / Item	Cost / Other Basis	Accumulated Depreciation	Book Value	End of Year Fair Market Value
ORGANIZATION COSTS	16,855	16,855		

TY 2017 Legal Fees Schedule

Name: JACK AND FLORENCE BERLIN FOUNDATION
A DELAWARE NON PROFIT CORPORATION

EIN: 72-1551106

Category	Amount	Net Investment Income	Adjusted Net Income	Disbursements for Charitable Purposes
ATTORNEY FEES	2,566			2,566

TY 2017 Other Assets Schedule

Name: JACK AND FLORENCE BERLIN FOUNDATION
A DELAWARE NON PROFIT CORPORATION

EIN: 72-1551106

Other Assets Schedule

Description	Beginning of Year - Book Value	End of Year - Book Value	End of Year - Fair Market Value
DUE FROM LLC	2,515	2,730	2,730
DUE FROM TACO BELL	18,190		
RETAINER - DLS		3,000	3,000

TY 2017 Other Expenses Schedule

Name: JACK AND FLORENCE BERLIN FOUNDATION
A DELAWARE NON PROFIT CORPORATION

EIN: 72-1551106

Other Expenses Schedule

Description	Revenue and Expenses per Books	Net Investment Income	Adjusted Net Income	Disbursements for Charitable Purposes
SHOPPING CENTER - PORTALES				
REPAIRS & MAINTENANCE	9,289	9,289	9,289	
INSURANCE	12,776	12,776	12,776	
UTILITIES	1,095	1,095	1,095	
MANAGEMENT COSTS	3,400	3,400	3,400	
SUPPLIES	19	19	19	
REAL ESTATE TAXES	6,296	6,296	6,296	
LEGAL FEES	6,690	6,690	6,690	
TACO BELL PROPERTY				
OTHER TAXES	378	378	378	

Other Expenses Schedule				
Description	Revenue and Expenses per Books	Net Investment Income	Adjusted Net Income	Disbursements for Charitable Purposes
EXPENSES				
BANK CHARGES	3	3	3	

TY 2017 Other Liabilities Schedule

Name: JACK AND FLORENCE BERLIN FOUNDATION
A DELAWARE NON PROFIT CORPORATION

EIN: 72-1551106

Description	Beginning of Year - Book Value	End of Year - Book Value
LOAN PAYABLE TO MERRILL LYNCH	1,488,323	
DUE TO / FROM PORTALES	347,625	392,047
DUE TO TACO BELL		3,679
DUE TO PORTALES		647

TY 2017 Other Professional Fees Schedule

Name: JACK AND FLORENCE BERLIN FOUNDATION
A DELAWARE NON PROFIT CORPORATION

EIN: 72-1551106

Category	Amount	Net Investment Income	Adjusted Net Income	Disbursements for Charitable Purposes
PROFESSIONAL FEES	5,089			5,089
INVESTMENT FEES	7,291	7,291	7,291	

TY 2017 Taxes Schedule

Name: JACK AND FLORENCE BERLIN FOUNDATION
A DELAWARE NON PROFIT CORPORATION

EIN: 72-1551106

Category	Amount	Net Investment Income	Adjusted Net Income	Disbursements for Charitable Purposes
PROPERTY TAXES - TYLER ROAD	1,057	1,057	1,057	
INTERNAL REVENUE SERVICE	5,997		5,997	
FRANCHISE TAX BOARD	10		10	