

efile GRAPHIC print - DO NOT PROCESS		As Filed Data -		DLN: 93491317012468			
<div>Form 990-PF</div> <div>Department of the Treasury</div> <div>Internal Revenue Service</div>		<div>Return of Private Foundation</div> <div>or Section 4947(a)(1) Trust Treated as Private Foundation</div> <div>▶ Do not enter social security numbers on this form as it may be made public.</div> <div>▶ Information about Form 990-PF and its instructions is at www.irs.gov/form990pf.</div>			<div>OMB No 1545-0052</div> <div>2017</div> <div>Open to Public Inspection</div>		
For calendar year 2017, or tax year beginning 01-01-2017, and ending 12-31-2017							
Name of foundation LOUISE HEAD DUNCAN TR UW				A Employer identification number 61-6183556			
Number and street (or P.O. box number if mail is not delivered to street address) 6325 S RAINBOW BLVD STE 300			Room/suite	B Telephone number (see instructions) (855) 739-2922			
City or town, state or province, country, and ZIP or foreign postal code LAS VEGAS, NV 89118				C If exemption application is pending, check here <input type="checkbox"/>			
G Check all that apply <div><input type="checkbox"/> Initial return</div> <div><input type="checkbox"/> Initial return of a former public charity</div> <div><input type="checkbox"/> Final return</div> <div><input type="checkbox"/> Amended return</div> <div><input type="checkbox"/> Address change</div> <div><input type="checkbox"/> Name change</div>				D 1. Foreign organizations, check here <input type="checkbox"/> 2. Foreign organizations meeting the 85% test, check here and attach computation <input type="checkbox"/>			
H Check type of organization <input checked="" type="checkbox"/> Section 501(c)(3) exempt private foundation <input type="checkbox"/> Section 4947(a)(1) nonexempt charitable trust <input type="checkbox"/> Other taxable private foundation				E If private foundation status was terminated under section 507(b)(1)(A), check here <input type="checkbox"/>			
I Fair market value of all assets at end of year (from Part II, col (c), line 16)▶\$ 8,788,387		J Accounting method <input type="checkbox"/> Cash <input type="checkbox"/> Accrual <input type="checkbox"/> Other (specify) _____ (Part I, column (d) must be on cash basis)		F If the foundation is in a 60-month termination under section 507(b)(1)(B), check here <input type="checkbox"/>			
Part I Analysis of Revenue and Expenses (The total of amounts in columns (b), (c), and (d) may not necessarily equal the amounts in column (a) (see instructions))				(a) Revenue and expenses per books	(b) Net investment income	(c) Adjusted net income	(d) Disbursements for charitable purposes (cash basis only)
Revenue	1	Contributions, gifts, grants, etc., received (attach schedule)					
	2	Check <input checked="" type="checkbox"/> if the foundation is not required to attach Sch. B					
	3	Interest on savings and temporary cash investments		2,350	2,350		
	4	Dividends and interest from securities		163,181	157,972		
	5a	Gross rents		45,600	45,600		
	b	Net rental income or (loss) _____ 33,590					
	6a	Net gain or (loss) from sale of assets not on line 10		97,960			
	b	Gross sales price for all assets on line 6a _____ 1,518,404					
	7	Capital gain net income (from Part IV, line 2)			97,960		
	8	Net short-term capital gain				0	
	9	Income modifications					
	10a	Gross sales less returns and allowances _____					
b	Less Cost of goods sold						
c	Gross profit or (loss) (attach schedule)						
11	Other income (attach schedule)		10,769	10,769			
12	Total. Add lines 1 through 11		319,860	314,651			
Operating and Administrative Expenses	13	Compensation of officers, directors, trustees, etc		59,946	33,323		26,623
	14	Other employee salaries and wages			0	0	0
	15	Pension plans, employee benefits			0	0	
	16a	Legal fees (attach schedule)					0
	b	Accounting fees (attach schedule)		1,000	0	0	1,000
	c	Other professional fees (attach schedule)		10,262	10,262		0
	17	Interest					0
	18	Taxes (attach schedule) (see instructions)		13,790	7,729		0
	19	Depreciation (attach schedule) and depletion		0	0		
	20	Occupancy					
	21	Travel, conferences, and meetings			0	0	
	22	Printing and publications			0	0	
	23	Other expenses (attach schedule)		15,628	15,472		156
	24	Total operating and administrative expenses. Add lines 13 through 23		100,626	66,786	0	27,779
	25	Contributions, gifts, grants paid		368,000			368,000
	26	Total expenses and disbursements. Add lines 24 and 25		468,626	66,786	0	395,779
27	Subtract line 26 from line 12						
a	Excess of revenue over expenses and disbursements		-148,766				
b	Net investment income (if negative, enter -0-)			247,865			
c	Adjusted net income (if negative, enter -0-)				0		
For Paperwork Reduction Act Notice, see instructions.				Cat No 11289X		Form 990-PF (2017)	

Part II Balance Sheets		Attached schedules and amounts in the description column should be for end-of-year amounts only (See instructions.)		
		Beginning of year	End of year	
		(a) Book Value	(b) Book Value	(c) Fair Market Value
Assets	1 Cash—non-interest-bearing	9,475		
	2 Savings and temporary cash investments	690,537	322,649	322,649
	3 Accounts receivable ▶ _____ Less allowance for doubtful accounts ▶ _____		0	0
	4 Pledges receivable ▶ _____ Less allowance for doubtful accounts ▶ _____			
	5 Grants receivable			
	6 Receivables due from officers, directors, trustees, and other disqualified persons (attach schedule) (see instructions)			
	7 Other notes and loans receivable (attach schedule) ▶ _____ Less allowance for doubtful accounts ▶ _____ 0			
	8 Inventories for sale or use			
	9 Prepaid expenses and deferred charges			
	10a Investments—U S and state government obligations (attach schedule)	215,123	244,295	236,308
	b Investments—corporate stock (attach schedule)	5,154,237	5,524,554	7,239,208
	c Investments—corporate bonds (attach schedule)	592,347	458,335	452,857
	11 Investments—land, buildings, and equipment basis ▶ _____ 410,831 Less accumulated depreciation (attach schedule) ▶ _____ 235,747	175,084	175,084	
	12 Investments—mortgage loans			
	13 Investments—other (attach schedule)	40,598	2	122,365
	14 Land, buildings, and equipment basis ▶ _____ Less accumulated depreciation (attach schedule) ▶ _____			
15 Other assets (describe ▶ _____)	215,681	175,084	415,000	
16 Total assets (to be completed by all filers—see the instructions Also, see page 1, item I)	7,093,082	6,900,003	8,788,387	
Liabilities	17 Accounts payable and accrued expenses			
	18 Grants payable			
	19 Deferred revenue			
	20 Loans from officers, directors, trustees, and other disqualified persons			
	21 Mortgages and other notes payable (attach schedule)			
	22 Other liabilities (describe ▶ _____)			
	23 Total liabilities (add lines 17 through 22)		0	
Net Assets or Fund Balances	Foundations that follow SFAS 117, check here ▶ <input type="checkbox"/> and complete lines 24 through 26 and lines 30 and 31.			
	24 Unrestricted			
	25 Temporarily restricted			
	26 Permanently restricted			
	Foundations that do not follow SFAS 117, check here ▶ <input checked="" type="checkbox"/> and complete lines 27 through 31.			
	27 Capital stock, trust principal, or current funds	7,093,082	6,900,003	
	28 Paid-in or capital surplus, or land, bldg, and equipment fund			
	29 Retained earnings, accumulated income, endowment, or other funds			
30 Total net assets or fund balances (see instructions)	7,093,082	6,900,003		
31 Total liabilities and net assets/fund balances (see instructions) .	7,093,082	6,900,003		

Part III Analysis of Changes in Net Assets or Fund Balances

1 Total net assets or fund balances at beginning of year—Part II, column (a), line 30 (must agree with end-of-year figure reported on prior year's return)	1	7,093,082
2 Enter amount from Part I, line 27a	2	-148,766
3 Other increases not included in line 2 (itemize) ▶ _____	3	11,605
4 Add lines 1, 2, and 3	4	6,955,921
5 Decreases not included in line 2 (itemize) ▶ _____	5	55,918
6 Total net assets or fund balances at end of year (line 4 minus line 5)—Part II, column (b), line 30 .	6	6,900,003

Part IV Capital Gains and Losses for Tax on Investment Income

(a) List and describe the kind(s) of property sold (e g , real estate, 2-story brick warehouse, or common stock, 200 shs MLC Co)	(b) How acquired P—Purchase D—Donation	(c) Date acquired (mo , day, yr)	(d) Date sold (mo , day, yr)
1a See Additional Data Table			
b			
c			
d			
e			

(e) Gross sales price	(f) Depreciation allowed (or allowable)	(g) Cost or other basis plus expense of sale	(h) Gain or (loss) (e) plus (f) minus (g)
a See Additional Data Table			
b			
c			
d			
e			

Complete only for assets showing gain in column (h) and owned by the foundation on 12/31/69			(l) Gains (Col (h) gain minus col (k), but not less than -0-) or Losses (from col (h))
(i) F M V as of 12/31/69	(j) Adjusted basis as of 12/31/69	(k) Excess of col (i) over col (j), if any	
a See Additional Data Table			
b			
c			
d			
e			

2 Capital gain net income or (net capital loss)	<div> <div>If gain, also enter in Part I, line 7</div> <div>If (loss), enter -0- in Part I, line 7</div> </div>	2	97,960
3 Net short-term capital gain or (loss) as defined in sections 1222(5) and (6) If gain, also enter in Part I, line 8, column (c) (see instructions) If (loss), enter -0- in Part I, line 8		3	

Part V Qualification Under Section 4940(e) for Reduced Tax on Net Investment Income

(For optional use by domestic private foundations subject to the section 4940(a) tax on net investment income)

If section 4940(d)(2) applies, leave this part blank

Was the foundation liable for the section 4942 tax on the distributable amount of any year in the base period?



Yes



No

If "Yes," the foundation does not qualify under section 4940(e) Do not complete this part

1 Enter the appropriate amount in each column for each year, see instructions before making any entries

(a) Base period years Calendar year (or tax year beginning in)	(b) Adjusted qualifying distributions	(c) Net value of noncharitable-use assets	(d) Distribution ratio (col (b) divided by col (c))
2016	397,244	6,905,416	0 057526
2015	395,759	8,104,049	0 048835
2014	404,972	8,139,459	0 049754
2013	366,468	7,906,511	0 04635
2012	359,356	7,471,590	0 048096
2 Total of line 1, column (d)			2 0 250561
3 Average distribution ratio for the 5-year base period—divide the total on line 2 by 5, or by the number of years the foundation has been in existence if less than 5 years			3 0 050112
4 Enter the net value of noncharitable-use assets for 2017 from Part X, line 5			4 8,201,235
5 Multiply line 4 by line 3			5 410,980
6 Enter 1% of net investment income (1% of Part I, line 27b)			6 2,479
7 Add lines 5 and 6			7 413,459
8 Enter qualifying distributions from Part XII, line 4			8 395,779

If line 8 is equal to or greater than line 7, check the box in Part VI, line 1b, and complete that part using a 1% tax rate See the Part VI instructions

Part VI Excise Tax Based on Investment Income (Section 4940(a), 4940(b), 4940(e), or 4948—see instructions)

1a	Exempt operating foundations described in section 4940(d)(2), check here <input type="checkbox"/> and enter "N/A" on line 1 Date of ruling or determination letter _____ (attach copy of letter if necessary—see instructions)		
b	Domestic foundations that meet the section 4940(e) requirements in Part V, check here <input type="checkbox"/> and enter 1% of Part I, line 27b	1	4,957
c	All other domestic foundations enter 2% of line 27b. Exempt foreign organizations enter 4% of Part I, line 12, col (b)		
2	Tax under section 511 (domestic section 4947(a)(1) trusts and taxable foundations only. Others enter -0-)	2	0
3	Add lines 1 and 2.	3	4,957
4	Subtitle A (income) tax (domestic section 4947(a)(1) trusts and taxable foundations only. Others enter -0-)	4	0
5	Tax based on investment income. Subtract line 4 from line 3. If zero or less, enter -0-	5	4,957
6	Credits/Payments		
a	2017 estimated tax payments and 2016 overpayment credited to 2017	6a	3,444
b	Exempt foreign organizations—tax withheld at source	6b	
c	Tax paid with application for extension of time to file (Form 8868)	6c	
d	Backup withholding erroneously withheld	6d	
7	Total credits and payments. Add lines 6a through 6d.	7	4,965
8	Enter any penalty for underpayment of estimated tax. Check here <input type="checkbox"/> if Form 2220 is attached	8	0
9	Tax due. If the total of lines 5 and 8 is more than line 7, enter amount owed	9	
10	Overpayment. If line 7 is more than the total of lines 5 and 8, enter the amount overpaid	10	8
11	Enter the amount of line 10 to be Credited to 2018 estimated tax 8 Refunded 8	11	0

Part VII-A Statements Regarding Activities

	Yes	No
1a During the tax year, did the foundation attempt to influence any national, state, or local legislation or did it participate or intervene in any political campaign?	1a	No
b Did it spend more than \$100 during the year (either directly or indirectly) for political purposes (see Instructions for definition)? If the answer is "Yes" to 1a or 1b , attach a detailed description of the activities and copies of any materials published or distributed by the foundation in connection with the activities	1b	No
c Did the foundation file Form 1120-POL for this year?	1c	No
d Enter the amount (if any) of tax on political expenditures (section 4955) imposed during the year (1) On the foundation \$ _____ (2) On foundation managers \$ _____		
e Enter the reimbursement (if any) paid by the foundation during the year for political expenditure tax imposed on foundation managers \$ _____		
2 Has the foundation engaged in any activities that have not previously been reported to the IRS? If "Yes," attach a detailed description of the activities	2	No
3 Has the foundation made any changes, not previously reported to the IRS, in its governing instrument, articles of incorporation, or bylaws, or other similar instruments? If "Yes," attach a conformed copy of the changes	3	No
4a Did the foundation have unrelated business gross income of \$1,000 or more during the year?	4a	No
b If "Yes," has it filed a tax return on Form 990-T for this year?	4b	
5 Was there a liquidation, termination, dissolution, or substantial contraction during the year? If "Yes," attach the statement required by General Instruction T	5	No
6 Are the requirements of section 508(e) (relating to sections 4941 through 4945) satisfied either • By language in the governing instrument, or • By state legislation that effectively amends the governing instrument so that no mandatory directions that conflict with the state law remain in the governing instrument?	6	Yes
7 Did the foundation have at least \$5,000 in assets at any time during the year? If "Yes," complete Part II, col (c), and Part XV	7	Yes
8a Enter the states to which the foundation reports or with which it is registered (see instructions) ▶ KY		
b If the answer is "Yes" to line 7, has the foundation furnished a copy of Form 990-PF to the Attorney General (or designate) of each state as required by General Instruction G? If "No," attach explanation .	8b	Yes
9 Is the foundation claiming status as a private operating foundation within the meaning of section 4942(j)(3) or 4942(j)(5) for calendar year 2017 or the taxable year beginning in 2017 (see instructions for Part XIV)? If "Yes," complete Part XIV	9	No
10 Did any persons become substantial contributors during the tax year? If "Yes," attach a schedule listing their names and addresses	10	No

Part VII-A Statements Regarding Activities (continued)

11	At any time during the year, did the foundation, directly or indirectly, own a controlled entity within the meaning of section 512(b)(13)? If "Yes," attach schedule (see instructions).	11		No
12	Did the foundation make a distribution to a donor advised fund over which the foundation or a disqualified person had advisory privileges? If "Yes," attach statement (see instructions)	12		No
13	Did the foundation comply with the public inspection requirements for its annual returns and exemption application? Website address ►	13	Yes	
14	The books are in care of ► <u>WELLS FARGO BANK NA</u> Telephone no ► <u>(855) 789-2922</u>			

Located at ► 100 N MAIN ST FL6 D4001-065 WINSTONSALEM NC ZIP+4 ► 27101

15	Section 4947(a)(1) nonexempt charitable trusts filing Form 990-PF in lieu of Form 1041 —Check here	<input type="checkbox"/>		
	and enter the amount of tax-exempt interest received or accrued during the year	► 15		
16	At any time during calendar year 2017, did the foundation have an interest in or a signature or other authority over a bank, securities, or other financial account in a foreign country?	16	Yes	No
	See instructions for exceptions and filing requirements for FinCEN Form 114, Report of Foreign Bank and Financial Accounts (FBAR). If "Yes," enter the name of the foreign country ►			

Part VII-B Statements Regarding Activities for Which Form 4720 May Be Required

File Form 4720 if any item is checked in the "Yes" column, unless an exception applies.

1a	During the year did the foundation (either directly or indirectly)		Yes	No
	(1) Engage in the sale or exchange, or leasing of property with a disqualified person?	<input type="checkbox"/> Yes <input checked="" type="checkbox"/> No		
	(2) Borrow money from, lend money to, or otherwise extend credit to (or accept it from) a disqualified person?	<input type="checkbox"/> Yes <input checked="" type="checkbox"/> No		
	(3) Furnish goods, services, or facilities to (or accept them from) a disqualified person?	<input checked="" type="checkbox"/> Yes <input type="checkbox"/> No		
	(4) Pay compensation to, or pay or reimburse the expenses of, a disqualified person?	<input checked="" type="checkbox"/> Yes <input type="checkbox"/> No		
	(5) Transfer any income or assets to a disqualified person (or make any of either available for the benefit or use of a disqualified person)?	<input type="checkbox"/> Yes <input checked="" type="checkbox"/> No		
	(6) Agree to pay money or property to a government official? (Exception. Check "No" if the foundation agreed to make a grant to or to employ the official for a period after termination of government service, if terminating within 90 days).	<input type="checkbox"/> Yes <input checked="" type="checkbox"/> No		
b	If any answer is "Yes" to 1a(1)–(6), did any of the acts fail to qualify under the exceptions described in Regulations section 53.4941(d)-3 or in a current notice regarding disaster assistance (see instructions)?		1b	No
c	Did the foundation engage in a prior year in any of the acts described in 1a, other than excepted acts, that were not corrected before the first day of the tax year beginning in 2017?		1c	No
2	Taxes on failure to distribute income (section 4942) (does not apply for years the foundation was a private operating foundation defined in section 4942(j)(3) or 4942(j)(5))			
a	At the end of tax year 2017, did the foundation have any undistributed income (lines 6d and 6e, Part XIII) for tax year(s) beginning before 2017?	<input type="checkbox"/> Yes <input checked="" type="checkbox"/> No		
	If "Yes," list the years ► 20____, 20____, 20____, 20____			
b	Are there any years listed in 2a for which the foundation is not applying the provisions of section 4942(a)(2) (relating to incorrect valuation of assets) to the year's undistributed income? (If applying section 4942(a)(2) to all years listed, answer "No" and attach statement—see instructions).		2b	No
c	If the provisions of section 4942(a)(2) are being applied to any of the years listed in 2a, list the years here ► 20____, 20____, 20____, 20____			
3a	Did the foundation hold more than a 2% direct or indirect interest in any business enterprise at any time during the year?	<input type="checkbox"/> Yes <input checked="" type="checkbox"/> No		
b	If "Yes," did it have excess business holdings in 2017 as a result of (1) any purchase by the foundation or disqualified persons after May 26, 1969, (2) the lapse of the 5-year period (or longer period approved by the Commissioner under section 4943(c)(7)) to dispose of holdings acquired by gift or bequest, or (3) the lapse of the 10-, 15-, or 20-year first phase holding period? (Use Schedule C, Form 4720, to determine if the foundation had excess business holdings in 2017).		3b	
4a	Did the foundation invest during the year any amount in a manner that would jeopardize its charitable purposes?		4a	No
b	Did the foundation make any investment in a prior year (but after December 31, 1969) that could jeopardize its charitable purpose that had not been removed from jeopardy before the first day of the tax year beginning in 2017?		4b	No

Part VII-B Statements Regarding Activities for Which Form 4720 May Be Required (Continued)

5a	<p>During the year did the foundation pay or incur any amount to</p> <p>(1) Carry on propaganda, or otherwise attempt to influence legislation (section 4945(e))? <input type="checkbox"/> Yes <input checked="" type="checkbox"/> No</p> <p>(2) Influence the outcome of any specific public election (see section 4955), or to carry on, directly or indirectly, any voter registration drive? <input type="checkbox"/> Yes <input checked="" type="checkbox"/> No</p> <p>(3) Provide a grant to an individual for travel, study, or other similar purposes? <input type="checkbox"/> Yes <input checked="" type="checkbox"/> No</p> <p>(4) Provide a grant to an organization other than a charitable, etc., organization described in section 4945(d)(4)(A)? (see instructions). <input type="checkbox"/> Yes <input checked="" type="checkbox"/> No</p> <p>(5) Provide for any purpose other than religious, charitable, scientific, literary, or educational purposes, or for the prevention of cruelty to children or animals? <input type="checkbox"/> Yes <input checked="" type="checkbox"/> No</p>			
b	<p>If any answer is "Yes" to 5a(1)–(5), did any of the transactions fail to qualify under the exceptions described in Regulations section 53.4945 or in a current notice regarding disaster assistance (see instructions)? <input type="checkbox"/> Yes <input checked="" type="checkbox"/> No</p> <p>Organizations relying on a current notice regarding disaster assistance check here. <input type="checkbox"/> </p>	5b		
c	<p>If the answer is "Yes" to question 5a(4), does the foundation claim exemption from the tax because it maintained expenditure responsibility for the grant? <input type="checkbox"/> Yes <input type="checkbox"/> No</p> <p><i>If "Yes," attach the statement required by Regulations section 53.4945–5(d)</i></p>			
6a	<p>Did the foundation, during the year, receive any funds, directly or indirectly, to pay premiums on a personal benefit contract? <input type="checkbox"/> Yes <input checked="" type="checkbox"/> No</p>			
b	<p>Did the foundation, during the year, pay premiums, directly or indirectly, on a personal benefit contract? <input type="checkbox"/> Yes <input checked="" type="checkbox"/> No</p> <p><i>If "Yes" to 6b, file Form 8870</i></p>	6b		No
7a	<p>At any time during the tax year, was the foundation a party to a prohibited tax shelter transaction? <input type="checkbox"/> Yes <input checked="" type="checkbox"/> No</p>			
b	<p>If yes, did the foundation receive any proceeds or have any net income attributable to the transaction? <input type="checkbox"/> Yes <input checked="" type="checkbox"/> No</p>	7b		

Part VIII

Information About Officers, Directors, Trustees, Foundation Managers, Highly Paid Employees, and Contractors

1

List all officers, directors, trustees, foundation managers and their compensation (see instructions).

(a) Name and address	Title, and average hours per week (b) devoted to position	(c) Compensation (If not paid, enter -0-)	(d) Contributions to employee benefit plans and deferred compensation	Expense account, (e) other allowances
See Additional Data Table				

2

Compensation of five highest-paid employees (other than those included on line 1—see instructions). If none, enter "NONE."

(a) Name and address of each employee paid more than \$50,000	Title, and average hours per week (b) devoted to position	(c) Compensation	Contributions to employee benefit plans and deferred compensation (d)	Expense account, (e) other allowances
NONE				

Total number of other employees paid over \$50,000.

0

3

Five highest-paid independent contractors for professional services (see instructions). If none, enter "NONE".

(a) Name and address of each person paid more than \$50,000	(b) Type of service	(c) Compensation
NONE		

Total number of others receiving over \$50,000 for professional services.

0

Part IX-A

Summary of Direct Charitable Activities

List the foundation's four largest direct charitable activities during the tax year. Include relevant statistical information such as the number of organizations and other beneficiaries served, conferences convened, research papers produced, etc.	Expenses
1	
2	
3	
4	

Part IX-B

Summary of Program-Related Investments (see instructions)

Describe the two largest program-related investments made by the foundation during the tax year on lines 1 and 2	Amount
1	
2	
All other program-related investments. See instructions.	
3	

Total. Add lines 1 through 3

Part X Minimum Investment Return (All domestic foundations must complete this part. Foreign foundations, see instructions.)

1	Fair market value of assets not used (or held for use) directly in carrying out charitable, etc., purposes		
a	Average monthly fair market value of securities.	1a	7,908,771
b	Average of monthly cash balances.	1b	417,356
c	Fair market value of all other assets (see instructions).	1c	0
d	Total (add lines 1a, b, and c).	1d	8,326,127
e	Reduction claimed for blockage or other factors reported on lines 1a and 1c (attach detailed explanation).	1e	0
2	Acquisition indebtedness applicable to line 1 assets.	2	0
3	Subtract line 2 from line 1d.	3	8,326,127
4	Cash deemed held for charitable activities. Enter 1 1/2% of line 3 (for greater amount, see instructions).	4	124,892
5	Net value of noncharitable-use assets. Subtract line 4 from line 3. Enter here and on Part V, line 4.	5	8,201,235
6	Minimum investment return. Enter 5% of line 5.	6	410,062

Part XI Distributable Amount (see instructions) (Section 4942(j)(3) and (j)(5) private operating foundations and certain foreign organizations check here ☐ and do not complete this part.)

1	Minimum investment return from Part X, line 6.	1	410,062
2a	Tax on investment income for 2017 from Part VI, line 5.	2a	4,957
b	Income tax for 2017 (This does not include the tax from Part VI).	2b	
c	Add lines 2a and 2b.	2c	4,957
3	Distributable amount before adjustments. Subtract line 2c from line 1.	3	405,105
4	Recoveries of amounts treated as qualifying distributions.	4	0
5	Add lines 3 and 4.	5	405,105
6	Deduction from distributable amount (see instructions).	6	0
7	Distributable amount as adjusted. Subtract line 6 from line 5. Enter here and on Part XIII, line 1.	7	405,105

Part XII Qualifying Distributions (see instructions)

1	Amounts paid (including administrative expenses) to accomplish charitable, etc., purposes		
a	Expenses, contributions, gifts, etc.—total from Part I, column (d), line 26.	1a	395,779
b	Program-related investments—total from Part IX-B.	1b	0
2	Amounts paid to acquire assets used (or held for use) directly in carrying out charitable, etc., purposes.	2	0
3	Amounts set aside for specific charitable projects that satisfy the		
a	Suitability test (prior IRS approval required).	3a	0
b	Cash distribution test (attach the required schedule).	3b	0
4	Qualifying distributions. Add lines 1a through 3b. Enter here and on Part V, line 8, and Part XIII, line 4.	4	395,779
5	Foundations that qualify under section 4940(e) for the reduced rate of tax on net investment income. Enter 1% of Part I, line 27b (see instructions).	5	0
6	Adjusted qualifying distributions. Subtract line 5 from line 4.	6	395,779

Note: The amount on line 6 will be used in Part V, column (b), in subsequent years when calculating whether the foundation qualifies for the section 4940(e) reduction of tax in those years.

Part XIII Undistributed Income (see instructions)

	(a) Corpus	(b) Years prior to 2016	(c) 2016	(d) 2017
1 Distributable amount for 2017 from Part XI, line 7				405,105
2 Undistributed income, if any, as of the end of 2017				
a Enter amount for 2016 only.			302,087	
b Total for prior years 20____, 20____, 20____		0		
3 Excess distributions carryover, if any, to 2017				
a From 2012.	0			
b From 2013.	0			
c From 2014.	0			
d From 2015.	0			
e From 2016.	0			
f Total of lines 3a through e.	0			
4 Qualifying distributions for 2017 from Part XII, line 4 ▶ \$ 395,779				
a Applied to 2016, but not more than line 2a			302,087	
b Applied to undistributed income of prior years (Election required—see instructions).		0		
c Treated as distributions out of corpus (Election required—see instructions).	0			
d Applied to 2017 distributable amount.				93,692
e Remaining amount distributed out of corpus	0			
5 Excess distributions carryover applied to 2017 (If an amount appears in column (d), the same amount must be shown in column (a))	0			0
6 Enter the net total of each column as indicated below:				
a Corpus Add lines 3f, 4c, and 4e Subtract line 5	0			
b Prior years' undistributed income Subtract line 4b from line 2b		0		
c Enter the amount of prior years' undistributed income for which a notice of deficiency has been issued, or on which the section 4942(a) tax has been previously assessed.		0		
d Subtract line 6c from line 6b Taxable amount—see instructions		0		
e Undistributed income for 2016 Subtract line 4a from line 2a Taxable amount—see instructions			0	
f Undistributed income for 2017 Subtract lines 4d and 5 from line 1 This amount must be distributed in 2018				311,413
7 Amounts treated as distributions out of corpus to satisfy requirements imposed by section 170(b)(1)(F) or 4942(g)(3) (Election may be required - see instructions).	0			
8 Excess distributions carryover from 2012 not applied on line 5 or line 7 (see instructions).	0			
9 Excess distributions carryover to 2018. Subtract lines 7 and 8 from line 6a	0			
10 Analysis of line 9				
a Excess from 2013.	0			
b Excess from 2014.	0			
c Excess from 2015.	0			
d Excess from 2016.	0			
e Excess from 2017.	0			

Part XIV Private Operating Foundations (see instructions and Part VII-A, question 9)

1a If the foundation has received a ruling or determination letter that it is a private operating foundation, and the ruling is effective for 2017, enter the date of the ruling. ▶					
b Check box to indicate whether the organization is a private operating foundation described in section <input type="checkbox"/> 4942(j)(3) or <input type="checkbox"/> 4942(j)(5)					
2a Enter the lesser of the adjusted net income from Part I or the minimum investment return from Part X for each year listed	Tax year	Prior 3 years			(e) Total
	(a) 2017	(b) 2016	(c) 2015	(d) 2014	
b 85% of line 2a					
c Qualifying distributions from Part XII, line 4 for each year listed					
d Amounts included in line 2c not used directly for active conduct of exempt activities					
e Qualifying distributions made directly for active conduct of exempt activities. Subtract line 2d from line 2c					
3 Complete 3a, b, or c for the alternative test relied upon					
a "Assets" alternative test—enter					
(1) Value of all assets					
(2) Value of assets qualifying under section 4942(j)(3)(B)(i)					
b "Endowment" alternative test— enter 2/3 of minimum investment return shown in Part X, line 6 for each year listed. . .					
c "Support" alternative test—enter					
(1) Total support other than gross investment income (interest, dividends, rents, payments on securities loans (section 512(a)(5)), or royalties)					
(2) Support from general public and 5 or more exempt organizations as provided in section 4942(j)(3)(B)(iii). . . .					
(3) Largest amount of support from an exempt organization					
(4) Gross investment income					

Part XV Supplementary Information (Complete this part only if the organization had \$5,000 or more in assets at any time during the year—see instructions.)

1 Information Regarding Foundation Managers:	
a List any managers of the foundation who have contributed more than 2% of the total contributions received by the foundation before the close of any tax year (but only if they have contributed more than \$5,000) (See section 507(d)(2))	
b List any managers of the foundation who own 10% or more of the stock of a corporation (or an equally large portion of the ownership of a partnership or other entity) of which the foundation has a 10% or greater interest	
2 Information Regarding Contribution, Grant, Gift, Loan, Scholarship, etc., Programs:	
Check here <input type="checkbox"/> if the foundation only makes contributions to preselected charitable organizations and does not accept unsolicited requests for funds. If the foundation makes gifts, grants, etc. (see instructions) to individuals or organizations under other conditions, complete items 2a, b, c, and d.	
a The name, address, and telephone number or e-mail address of the person to whom applications should be addressed PEYTON SAMUEL HEAD FAMILY TRUST 1 WEST 4TH ST D4000-062 WINSTONSALEM, NC 27101 (855) 739-2922	
b The form in which applications should be submitted and information and materials they should include APPLICATION FORM AVAILABLE UPON REQUEST	
c Any submission deadlines NONE	
d Any restrictions or limitations on awards, such as by geographical areas, charitable fields, kinds of institutions, or other factors 501(C)(3) ORGANIZATIONS BENEFITTING RESIDENTS OF OLDDHAM COUNTY, KY	

Part XV **Supplementary Information** (continued)**3 Grants and Contributions Paid During the Year or Approved for Future Payment**

Recipient	If recipient is an individual, show any relationship to any foundation manager or substantial contributor	Foundation status of recipient	Purpose of grant or contribution	Amount
Name and address (home or business)				
a <i>Paid during the year</i> See Additional Data Table				
Total			3a	368,000
b <i>Approved for future payment</i>				
Total			3b	

Enter gross amounts unless otherwise indicated

Part XVI-B Relationship of Activities to the Accomplishment of Exempt Purposes

Form **990-PF** (2017)

Part XVII Information Regarding Transfers To and Transactions and Relationships With Noncharitable Exempt Organizations

1 Did the organization directly or indirectly engage in any of the following with any other organization described in section 501(c) of the Code (other than section 501(c)(3) organizations) or in section 527, relating to political organizations?		Yes	No
a Transfers from the reporting foundation to a noncharitable exempt organization of			
(1) Cash.	1a(1)		No
(2) Other assets.	1a(2)		No
b Other transactions			
(1) Sales of assets to a noncharitable exempt organization.	1b(1)		No
(2) Purchases of assets from a noncharitable exempt organization.	1b(2)		No
(3) Rental of facilities, equipment, or other assets.	1b(3)		No
(4) Reimbursement arrangements.	1b(4)		No
(5) Loans or loan guarantees.	1b(5)		No
(6) Performance of services or membership or fundraising solicitations.	1b(6)		No
c Sharing of facilities, equipment, mailing lists, other assets, or paid employees.	1c		No
d If the answer to any of the above is "Yes," complete the following schedule. Column (b) should always show the fair market value of the goods, other assets, or services given by the reporting foundation. If the foundation received less than fair market value in any transaction or sharing arrangement, show in column (d) the value of the goods, other assets, or services received.			

(a) Line No	(b) Amount involved	(c) Name of noncharitable exempt organization	(d) Description of transfers, transactions, and sharing arrangements

2a Is the foundation directly or indirectly affiliated with, or related to, one or more tax-exempt organizations described in section 501(c) of the Code (other than section 501(c)(3)) or in section 527? ☐ Yes ☒ No

b If "Yes," complete the following schedule

(a) Name of organization	(b) Type of organization	(c) Description of relationship

Sign Here	Under penalties of perjury, I declare that I have examined this return, including accompanying schedules and statements, and to the best of my knowledge and belief, it is true, correct, and complete. Declaration of preparer (other than taxpayer) is based on all information of which preparer has any knowledge.		
	***** Signature of officer or trustee	2018-11-07 Date	***** Title

May the IRS discuss this return with the preparer shown below (see instr)? <input type="checkbox"/> Yes <input type="checkbox"/> No

Paid Preparer Use Only	Print/Type preparer's name	Preparer's Signature	Date	Check if self-employed <input type="checkbox"/>	PTIN
	Firm's name ▶				Firm's EIN ▶
	Firm's address ▶				Phone no

Form 990PF Part IV - Capital Gains and Losses for Tax on Investment Income - Columns a - d			
List and describe the kind(s) of property sold (e.g., real estate, (a) 2-story brick warehouse, or common stock, 200 shs MLC Co.)	(b) How acquired P—Purchase D—Donation	(c) Date acquired (mo., day, yr.)	(d) Date sold (mo., day, yr.)
76 ABN AMRO GROUP NV-UNSP ADR		2017-10-05	2017-11-03
271 ACTELION LTD-UNSP ADR		2016-05-18	2017-02-01
31 ACTIVISION BLIZZARD INC		2017-06-01	2017-08-23
19 ACTIVISION BLIZZARD INC		2017-05-15	2017-09-19
19 ACTIVISION BLIZZARD INC		2017-05-19	2017-09-19
13 ACTIVISION BLIZZARD INC		2017-05-19	2017-09-22
5 ACTIVISION BLIZZARD INC		2017-05-09	2017-09-25
10 ACTIVISION BLIZZARD INC		2017-05-09	2017-10-24
8 ACTIVISION BLIZZARD INC		2017-05-03	2017-10-25
10 ACTIVISION BLIZZARD INC		2017-05-03	2017-12-05

Form 990PF Part IV - Capital Gains and Losses for Tax on Investment Income - Columns e - h

(e) Gross sales price	(f) Depreciation allowed (or allowable)	(g) Cost or other basis plus expense of sale	(h) Gain or (loss) (e) plus (f) minus (g)
1,153		1,143	10
17,833		10,756	7,077
1,981		1,806	175
1,215		1,066	149
1,217		1,060	157
826		720	106
309		273	36
627		534	93
496		422	74
598		517	81

Form 990PF Part IV - Capital Gains and Losses for Tax on Investment Income - Columns i - l

Complete only for assets showing gain in column (h) and owned by the foundation on 12/31/69			(l) Gains (Col. (h) gain minus col. (k), but not less than -0-) or Losses (from col. (h))
(i) FMV as of 12/31/69	(j) Adjusted basis as of 12/31/69	(k) Excess of col. (i) over col. (j), if any	
			10
			7,077
			175
			149
			157
			106
			36
			93
			74
			81

Form 990PF Part IV - Capital Gains and Losses for Tax on Investment Income - Columns a - d			
List and describe the kind(s) of property sold (e g , real estate, (a) 2-story brick warehouse, or common stock, 200 shs MLC Co)	(b) How acquired P—Purchase D—Donation	(c) Date acquired (mo , day, yr)	(d) Date sold (mo , day, yr)
8 ACTIVISION BLIZZARD INC		2017-04-26	2017-12-06
8 ADIDAS-AG ADR		2016-10-04	2017-01-04
7 ADIDAS-AG ADR		2016-10-04	2017-01-05
5 ADIDAS-AG ADR		2017-03-16	2017-05-12
6 ADIDAS-AG ADR		2017-03-27	2017-05-12
9 ADIDAS-AG ADR		2017-03-27	2017-05-15
7 ADIDAS-AG ADR		2017-06-13	2017-07-24
3 ADIDAS-AG ADR		2016-08-31	2017-08-23
8 ADIDAS-AG ADR		2016-08-02	2017-08-23
5 ADIDAS-AG ADR		2016-08-31	2017-09-25

Form 990PF Part IV - Capital Gains and Losses for Tax on Investment Income - Columns e - h

(e) Gross sales price	Depreciation allowed (f) (or allowable)	Cost or other basis (g) plus expense of sale	Gain or (loss) (h) (e) plus (f) minus (g)
472		410	62
612		701	-89
535		598	-63
480		491	-11
576		576	
874		849	25
720		674	46
334		249	85
890		664	226
569		415	154

Form 990PF Part IV - Capital Gains and Losses for Tax on Investment Income - Columns i - l

Complete only for assets showing gain in column (h) and owned by the foundation on 12/31/69			(l) Gains (Col (h) gain minus col (k), but not less than -0-) or Losses (from col (h))
(i) F M V as of 12/31/69	Adjusted basis (j) as of 12/31/69	Excess of col (i) (k) over col (j), if any	
			62
			-89
			-63
			-11
			25
			46
			85
			226
			154

Form 990PF Part IV - Capital Gains and Losses for Tax on Investment Income - Columns a - d			
List and describe the kind(s) of property sold (e g , real estate, (a) 2-story brick warehouse, or common stock, 200 shs MLC Co)	(b) How acquired P—Purchase D—Donation	(c) Date acquired (mo , day, yr)	(d) Date sold (mo , day, yr)
3 ADIDAS-AG ADR		2016-08-31	2017-10-30
2 ADIDAS-AG ADR		2016-08-31	2017-10-30
4 ADIDAS-AG ADR		2016-08-31	2017-11-01
4 ADIDAS-AG ADR		2016-08-31	2017-11-02
4 ADIDAS-AG ADR		2016-08-03	2017-11-06
4 ADIDAS-AG ADR		2016-08-03	2017-11-28
4 ADIDAS-AG ADR		2016-08-04	2017-11-29
4 ADIDAS-AG ADR		2016-08-04	2017-12-12
4 ADIDAS-AG ADR		2016-08-04	2017-12-13
6 ADIDAS-AG ADR		2016-07-26	2017-12-14

Form 990PF Part IV - Capital Gains and Losses for Tax on Investment Income - Columns e - h

(e) Gross sales price	Depreciation allowed (f) (or allowable)	Cost or other basis (g) plus expense of sale	Gain or (loss) (h) (e) plus (f) minus (g)
333		249	84
222		166	56
436		332	104
437		332	105
424		331	93
425		331	94
420		329	91
407		326	81
397		322	75
603		461	142

Form 990PF Part IV - Capital Gains and Losses for Tax on Investment Income - Columns i - l

Complete only for assets showing gain in column (h) and owned by the foundation on 12/31/69			(I) Gains (Col (h) gain minus col (k), but not less than -0-) or Losses (from col (h))
(i) F M V as of 12/31/69	Adjusted basis (j) as of 12/31/69	Excess of col (i) (k) over col (j), if any	
			84
			56
			104
			105
			93
			94
			91
			81
			75
			142

Form 990PF Part IV - Capital Gains and Losses for Tax on Investment Income - Columns a - d			
List and describe the kind(s) of property sold (e g , real estate, (a) 2-story brick warehouse, or common stock, 200 shs MLC Co)	(b) How acquired P—Purchase D—Donation	(c) Date acquired (mo , day, yr)	(d) Date sold (mo , day, yr)
5 ADIDAS-AG ADR		2016-07-26	2017-12-15
6 ADIDAS-AG ADR		2016-07-22	2017-12-19
5 ADIDAS-AG ADR		2016-07-18	2017-12-21
3 ADIDAS-AG ADR		2016-07-18	2017-12-29
6 ADOBE SYS INC		2016-09-08	2017-08-23
7 ADOBE SYS INC		2017-03-27	2017-08-23
17 ADVANCED ENERGY INDS INC		2017-03-27	2017-08-14
6 ADVANCED ENERGY INDS INC		2017-09-06	2017-10-17
17 ADVANCED ENERGY INDS INC		2016-09-23	2017-10-17
11 AFFILIATED MANAGERS GROUP, INC COM		2016-05-13	2017-11-06

Form 990PF Part IV - Capital Gains and Losses for Tax on Investment Income - Columns e - h

(e) Gross sales price	Depreciation allowed (f) (or allowable)	Cost or other basis (g) plus expense of sale	Gain or (loss) (h) (e) plus (f) minus (g)
504		379	125
613		447	166
506		363	143
300		218	82
906		614	292
1,057		895	162
1,228		1,054	174
533		437	96
1,511		787	724
2,044		1,795	249

Form 990PF Part IV - Capital Gains and Losses for Tax on Investment Income - Columns i - l

Complete only for assets showing gain in column (h) and owned by the foundation on 12/31/69			(l) Gains (Col (h) gain minus col (k), but not less than -0-) or Losses (from col (h))
(i) F M V as of 12/31/69	Adjusted basis (j) as of 12/31/69	Excess of col (i) (k) over col (j), if any	
			125
			166
			143
			82
			292
			162
			174
			96
			724
			249

Form 990PF Part IV - Capital Gains and Losses for Tax on Investment Income - Columns a - d			
List and describe the kind(s) of property sold (e g , real estate, (a) 2-story brick warehouse, or common stock, 200 shs MLC Co)	(b) How acquired P—Purchase D—Donation	(c) Date acquired (mo , day, yr)	(d) Date sold (mo , day, yr)
9 ALBEMARLE CORP COM		2017-05-16	2017-08-23
7 ALEXION PHARMACEUTICALS INC		2015-07-11	2017-04-06
6 ALEXION PHARMACEUTICALS INC		2015-07-11	2017-04-07
2 ALEXION PHARMACEUTICALS INC		2015-07-29	2017-05-12
2 ALEXION PHARMACEUTICALS INC		2015-07-29	2017-05-12
4 ALEXION PHARMACEUTICALS INC		2015-08-09	2017-05-12
5 ALEXION PHARMACEUTICALS INC		2015-07-11	2017-05-15
3 ALEXION PHARMACEUTICALS INC		2015-07-11	2017-05-17
5 ALEXION PHARMACEUTICALS INC		2015-07-11	2017-05-24
4 ALEXION PHARMACEUTICALS INC		2015-07-11	2017-05-24

Form 990PF Part IV - Capital Gains and Losses for Tax on Investment Income - Columns e - h

(e) Gross sales price	(f) Depreciation allowed (or allowable)	(g) Cost or other basis plus expense of sale	(h) Gain or (loss) (e) plus (f) minus (g)
1,039		1,008	31
804		1,121	-317
685		975	-290
237		356	-119
240		356	-116
481		702	-221
604		801	-197
355		480	-125
501		801	-300
404		641	-237

Form 990PF Part IV - Capital Gains and Losses for Tax on Investment Income - Columns i - l

Complete only for assets showing gain in column (h) and owned by the foundation on 12/31/69			(l) Gains (Col (h) gain minus col (k), but not less than -0-) or Losses (from col (h))
(i) F M V as of 12/31/69	(j) Adjusted basis as of 12/31/69	(k) Excess of col (i) over col (j), if any	
			31
			-317
			-290
			-119
			-116
			-221
			-197
			-125
			-300
			-237

Form 990PF Part IV - Capital Gains and Losses for Tax on Investment Income - Columns a - d			
List and describe the kind(s) of property sold (e g , real estate, (a) 2-story brick warehouse, or common stock, 200 shs MLC Co)	(b) How acquired P—Purchase D—Donation	(c) Date acquired (mo , day, yr)	(d) Date sold (mo , day, yr)
8 ALEXION PHARMACEUTICALS INC		2015-07-11	2017-05-24
1 ALEXION PHARMACEUTICALS INC		2017-01-09	2017-05-24
3 ALEXION PHARMACEUTICALS INC		2017-01-09	2017-05-25
3 ALEXION PHARMACEUTICALS INC		2017-01-09	2017-05-25
5 ALEXION PHARMACEUTICALS INC		2016-06-08	2017-05-26
5 ALEXION PHARMACEUTICALS INC		2016-08-31	2017-05-26
5 ALEXION PHARMACEUTICALS INC		2016-08-31	2017-05-30
2 ALEXION PHARMACEUTICALS INC		2016-08-31	2017-05-31
3 ALEXION PHARMACEUTICALS INC		2016-08-31	2017-05-31
3 ALEXION PHARMACEUTICALS INC		2017-07-28	2017-08-23

Form 990PF Part IV - Capital Gains and Losses for Tax on Investment Income - Columns e - h

(e) Gross sales price	(f) Depreciation allowed (or allowable)	(g) Cost or other basis plus expense of sale	(h) Gain or (loss) (e) plus (f) minus (g)
811		1,281	-470
101		143	-42
300		430	-130
300		425	-125
483		692	-209
486		646	-160
488		635	-147
195		254	-59
296		376	-80
408		415	-7

Form 990PF Part IV - Capital Gains and Losses for Tax on Investment Income - Columns i - l

Complete only for assets showing gain in column (h) and owned by the foundation on 12/31/69			(I) Gains (Col (h) gain minus col (k), but not less than -0-) or Losses (from col (h))
(i) F M V as of 12/31/69	(j) Adjusted basis as of 12/31/69	(k) Excess of col (i) over col (j), if any	
			-470
			-42
			-130
			-125
			-209
			-160
			-147
			-59
			-80
			-7

Form 990PF Part IV - Capital Gains and Losses for Tax on Investment Income - Columns a - d			
List and describe the kind(s) of property sold (e g , real estate, (a) 2-story brick warehouse, or common stock, 200 shs MLC Co)	(b) How acquired P—Purchase D—Donation	(c) Date acquired (mo , day, yr)	(d) Date sold (mo , day, yr)
3 ALEXION PHARMACEUTICALS INC		2017-09-14	2017-11-21
3 ALEXION PHARMACEUTICALS INC		2017-09-14	2017-11-22
3 ALEXION PHARMACEUTICALS INC		2017-09-01	2017-11-22
11 ALIBABA GROUP HOLDING LTD ADR		2016-09-14	2017-02-10
5 ALIBABA GROUP HOLDING LTD ADR		2016-09-14	2017-02-16
3 ALIBABA GROUP HOLDING LTD ADR		2016-09-13	2017-02-16
14 ALIBABA GROUP HOLDING LTD ADR		2017-04-10	2017-07-24
23 ALIBABA GROUP HOLDING LTD ADR		2017-04-10	2017-08-23
2 ALIBABA GROUP HOLDING LTD ADR		2017-03-16	2017-09-01
1 ALPHABET INC CL C		2017-03-27	2017-06-28

Form 990PF Part IV - Capital Gains and Losses for Tax on Investment Income - Columns e - h

(e) Gross sales price	Depreciation allowed (f) (or allowable)	Cost or other basis (g) plus expense of sale	Gain or (loss) (h) (e) plus (f) minus (g)
326		437	-111
323		436	-113
323		429	-106
1,131		1,124	7
504		510	-6
303		298	5
2,126		1,560	566
4,010		2,473	1,537
342		210	132
920		817	103

Form 990PF Part IV - Capital Gains and Losses for Tax on Investment Income - Columns i - l

Complete only for assets showing gain in column (h) and owned by the foundation on 12/31/69			(I) Gains (Col (h) gain minus col (k), but not less than -0-) or Losses (from col (h))
(i) F M V as of 12/31/69	Adjusted basis (j) as of 12/31/69	Excess of col (i) (k) over col (j), if any	
			-111
			-113
			-106
			7
			-6
			5
			566
			1,537
			132
			103

Form 990PF Part IV - Capital Gains and Losses for Tax on Investment Income - Columns a - d			
List and describe the kind(s) of property sold (e g , real estate, (a) 2-story brick warehouse, or common stock, 200 shs MLC Co)	(b) How acquired P—Purchase D—Donation	(c) Date acquired (mo , day, yr)	(d) Date sold (mo , day, yr)
2 ALPHABET INC CL C		2016-11-28	2017-08-23
2 ALPHABET INC CL C		2016-08-30	2017-10-12
3 ALPHABET INC CL C		2016-08-30	2017-11-06
2 ALPHABET INC CL A		2017-05-30	2017-06-28
1 ALPHABET INC CL A		2016-08-31	2017-08-23
2 AMAZON COM INC COM		2016-08-31	2017-01-04
1 AMAZON COM INC COM		2016-08-31	2017-02-10
1 AMAZON COM INC COM		2016-08-31	2017-02-13
2 AMAZON COM INC COM		2017-03-27	2017-04-06
2 AMAZON COM INC COM		2016-08-31	2017-04-19

Form 990PF Part IV - Capital Gains and Losses for Tax on Investment Income - Columns e - h

(e) Gross sales price	Depreciation allowed (f) (or allowable)	Cost or other basis (g) plus expense of sale	Gain or (loss) (h) (e) plus (f) minus (g)
1,853		1,543	310
1,979		1,536	443
3,092		2,246	846
1,878		1,832	46
941		791	150
1,510		1,534	-24
824		767	57
836		767	69
1,796		1,688	108
1,811		1,534	277

Form 990PF Part IV - Capital Gains and Losses for Tax on Investment Income - Columns i - l

Complete only for assets showing gain in column (h) and owned by the foundation on 12/31/69			(I) Gains (Col (h) gain minus col (k), but not less than -0-) or Losses (from col (h))
(i) F M V as of 12/31/69	Adjusted basis (j) as of 12/31/69	Excess of col (i) (k) over col (j), if any	
			310
			443
			846
			46
			150
			-24
			57
			69
			108
			277

Form 990PF Part IV - Capital Gains and Losses for Tax on Investment Income - Columns a - d			
List and describe the kind(s) of property sold (e g , real estate, (a) 2-story brick warehouse, or common stock, 200 shs MLC Co)	(b) How acquired P—Purchase D—Donation	(c) Date acquired (mo , day, yr)	(d) Date sold (mo , day, yr)
2 AMAZON COM INC COM		2016-05-16	2017-08-23
1 AMAZON COM INC COM		2016-08-31	2017-08-23
4 AMAZON COM INC COM		2016-05-16	2017-08-25
1 AMAZON COM INC COM		2016-05-16	2017-12-13
15 AMERICAN CAMPUS CMNTYS INC		2016-08-08	2017-01-23
24 AMERICAN CAMPUS CMNTYS INC		2016-08-31	2017-02-17
29 AMERICAN CAMPUS CMNTYS INC		2016-05-11	2017-06-15
52 AMERICAN CAMPUS CMNTYS INC		2016-05-06	2017-10-17
131 AMERICAN OUTDOOR BRANDS CORP		2017-03-27	2017-05-05
87 AMERICAN OUTDOOR BRANDS CORP		2016-03-14	2017-05-05

Form 990PF Part IV - Capital Gains and Losses for Tax on Investment Income - Columns e - h

(e) Gross sales price	Depreciation allowed (f) (or allowable)	Cost or other basis (g) plus expense of sale	Gain or (loss) (h) (e) plus (f) minus (g)
1,911		1,405	506
956		767	189
3,815		2,809	1,006
1,165		702	463
755		779	-24
1,182		1,201	-19
1,394		1,337	57
2,288		2,330	-42
2,801		3,220	-419
1,860		2,460	-600

Form 990PF Part IV - Capital Gains and Losses for Tax on Investment Income - Columns i - l

Complete only for assets showing gain in column (h) and owned by the foundation on 12/31/69			(I) Gains (Col (h) gain minus col (k), but not less than -0-) or Losses (from col (h))
(i) F M V as of 12/31/69	Adjusted basis (j) as of 12/31/69	Excess of col (i) (k) over col (j), if any	
			506
			189
			1,006
			463
			-24
			-19
			57
			-42
			-419
			-600

Form 990PF Part IV - Capital Gains and Losses for Tax on Investment Income - Columns a - d			
List and describe the kind(s) of property sold (e g , real estate, (a) 2-story brick warehouse, or common stock, 200 shs MLC Co)	(b) How acquired P—Purchase D—Donation	(c) Date acquired (mo , day, yr)	(d) Date sold (mo , day, yr)
15 AMERIPRISE FINL INC		2016-08-30	2017-11-06
115 AMTRUST FINANCIAL SERVICES INC		2016-08-31	2017-03-23
93 AMTRUST FINANCIAL SERVICES INC		2016-03-14	2017-03-23
9 99965 ANHEUSER-BUSCH INBEV SPN ADR		2016-05-18	2017-04-26
80 00035 ANHEUSER-BUSCH INBEV SPN ADR		2016-05-18	2017-04-26
20 ANHEUSER-BUSCH INBEV SPN ADR		2016-05-18	2017-11-03
9 APPLE INC		2016-08-30	2017-03-24
18 APPLE INC		2007-06-26	2017-04-25
29 APPLE INC		2017-03-27	2017-04-25
10 APPLE INC		2016-05-13	2017-07-14

Form 990PF Part IV - Capital Gains and Losses for Tax on Investment Income - Columns e - h

(e) Gross sales price	(f) Depreciation allowed (or allowable)	(g) Cost or other basis plus expense of sale	(h) Gain or (loss) (e) plus (f) minus (g)
2,391		1,506	885
2,008		2,980	-972
1,624		2,378	-754
1,124		1,220	-96
8,995		9,761	-766
2,436		2,440	-4
1,268		952	316
2,604		306	2,298
4,195		4,071	124
1,478		903	575

Form 990PF Part IV - Capital Gains and Losses for Tax on Investment Income - Columns i - l

Complete only for assets showing gain in column (h) and owned by the foundation on 12/31/69			(I) Gains (Col (h) gain minus col (k), but not less than -0-) or Losses (from col (h))
(i) F M V as of 12/31/69	(j) Adjusted basis as of 12/31/69	(k) Excess of col (i) over col (j), if any	
			885
			-972
			-754
			-96
			-766
			-4
			316
			2,298
			124
			575

Form 990PF Part IV - Capital Gains and Losses for Tax on Investment Income - Columns a - d			
List and describe the kind(s) of property sold (e g , real estate, (a) 2-story brick warehouse, or common stock, 200 shs MLC Co)	(b) How acquired P—Purchase D—Donation	(c) Date acquired (mo , day, yr)	(d) Date sold (mo , day, yr)
30 APPLE INC		2017-03-27	2017-08-23
46 APPLE INC		2016-08-30	2017-11-06
17 ARGAN INC		2016-08-08	2017-02-01
6 ARMSTRONG WORLD INDUSTRIES INC		2016-05-16	2017-01-04
141 ASHFORD HOSPITALITY TRUST		2016-08-31	2017-09-06
109 ASSA ABLOY AB-UNSP ADR		2017-03-27	2017-11-03
128 ASSA ABLOY AB-UNSP ADR		2016-05-18	2017-11-03
39 ASSOC BRITISH FOODS-UNSP ADR		2016-05-18	2017-11-03
131 ASSOC BRITISH FOODS-UNSP ADR		2016-08-31	2017-11-09
183 ASSOC BRITISH FOODS-UNSP ADR		2017-04-24	2017-12-01

Form 990PF Part IV - Capital Gains and Losses for Tax on Investment Income - Columns e - h

(e) Gross sales price	Depreciation allowed (f) (or allowable)	Cost or other basis (g) plus expense of sale	Gain or (loss) (h) (e) plus (f) minus (g)
4,790		4,195	595
8,030		4,865	3,165
1,245		658	587
254		246	8
871		915	-44
1,138		1,121	17
1,336		1,276	60
1,703		1,709	-6
5,357		5,704	-347
7,144		6,754	390

Form 990PF Part IV - Capital Gains and Losses for Tax on Investment Income - Columns i - l

Complete only for assets showing gain in column (h) and owned by the foundation on 12/31/69			(I) Gains (Col (h) gain minus col (k), but not less than -0-) or Losses (from col (h))
(i) F M V as of 12/31/69	Adjusted basis (j) as of 12/31/69	Excess of col (i) (k) over col (j), if any	
			595
			3,165
			587
			8
			-44
			17
			60
			-6
			-347
			390

Form 990PF Part IV - Capital Gains and Losses for Tax on Investment Income - Columns a - d			
List and describe the kind(s) of property sold (e g , real estate, (a) 2-story brick warehouse, or common stock, 200 shs MLC Co)	(b) How acquired P—Purchase D—Donation	(c) Date acquired (mo , day, yr)	(d) Date sold (mo , day, yr)
83 ASSOC BRITISH FOODS-UNSP ADR		2016-08-31	2017-12-01
8 AUTODESK INC		2016-08-31	2017-06-21
1 AUTODESK INC		2016-05-16	2017-06-21
1 AUTOZONE INC		2016-08-31	2017-07-27
8 AUTOZONE INC		2016-05-16	2017-07-27
7 AVALONBAY CMNTYS INC		2016-05-06	2017-11-16
288 BANCA MEDIOLANUM SPA-ADR		2016-05-31	2017-11-06
369 BANCA MEDIOLANUM SPA-ADR		2016-08-31	2017-11-21
6 BARD C R INC		2016-05-16	2017-05-10
12 BARD C R INC		2016-05-16	2017-05-24

Form 990PF Part IV - Capital Gains and Losses for Tax on Investment Income - Columns e - h

(e) Gross sales price	Depreciation allowed (f) (or allowable)	Cost or other basis (g) plus expense of sale	Gain or (loss) (h) (e) plus (f) minus (g)
3,240		3,321	-81
844		539	305
105		59	46
526		743	-217
4,210		6,205	-1,995
1,302		1,294	8
4,769		4,674	95
6,017		5,409	608
1,832		1,332	500
3,702		2,664	1,038

Form 990PF Part IV - Capital Gains and Losses for Tax on Investment Income - Columns i - l

Complete only for assets showing gain in column (h) and owned by the foundation on 12/31/69			(I) Gains (Col (h) gain minus col (k), but not less than -0-) or Losses (from col (h))
(i) F M V as of 12/31/69	Adjusted basis (j) as of 12/31/69	Excess of col (i) (k) over col (j), if any	
			-81
			305
			46
			-217
			-1,995
			8
			95
			608
			500
			1,038

Form 990PF Part IV - Capital Gains and Losses for Tax on Investment Income - Columns a - d

List and describe the kind(s) of property sold (e g , real estate, (a) 2-story brick warehouse, or common stock, 200 shs MLC Co)	(b) How acquired P—Purchase D—Donation	(c) Date acquired (mo , day, yr)	(d) Date sold (mo , day, yr)
6 BARD C R INC		2016-05-16	2017-06-08
2 BARD C R INC		2016-08-31	2017-07-13
7 BARD C R INC		2016-05-16	2017-07-13
44 BAYER AG - ADR		2017-03-27	2017-11-06
4 BERKSHIRE HATHAWAY INC		2016-05-13	2017-11-06
4 BERKSHIRE HATHAWAY INC		2017-03-27	2017-11-06
33 BHP BILLITON LIMITED - ADR		2016-08-31	2017-11-03
44 BHP BILLITON LIMITED - ADR		2017-03-27	2017-11-03
3 BIOMARIN PHARMACEUTICAL INC		2016-08-31	2017-07-18
2 BIOMARIN PHARMACEUTICAL INC		2016-08-31	2017-07-18

Form 990PF Part IV - Capital Gains and Losses for Tax on Investment Income - Columns e - h

(e) Gross sales price	Depreciation allowed (f) (or allowable)	Cost or other basis (g) plus expense of sale	Gain or (loss) (h) (e) plus (f) minus (g)
1,883		1,332	551
637		443	194
2,231		1,554	677
1,490		1,155	335
748		567	181
748		667	81
1,387		991	396
1,850		1,581	269
259		284	-25
173		189	-16

Form 990PF Part IV - Capital Gains and Losses for Tax on Investment Income - Columns i - l

Complete only for assets showing gain in column (h) and owned by the foundation on 12/31/69			(I) Gains (Col (h) gain minus col (k), but not less than -0-) or Losses (from col (h))
(i) F M V as of 12/31/69	Adjusted basis (j) as of 12/31/69	Excess of col (i) (k) over col (j), if any	
			551
			194
			677
			335
			181
			81
			396
			269
			-25
			-16

Form 990PF Part IV - Capital Gains and Losses for Tax on Investment Income - Columns a - d			
List and describe the kind(s) of property sold (e g , real estate, (a) 2-story brick warehouse, or common stock, 200 shs MLC Co)	(b) How acquired P—Purchase D—Donation	(c) Date acquired (mo , day, yr)	(d) Date sold (mo , day, yr)
10 BIOMARIN PHARMACEUTICAL INC		2016-08-31	2017-08-23
69 BIOTELEMETRY INC		2016-08-31	2017-03-23
61 BIOTELEMETRY INC		2017-03-27	2017-07-05
1305 221 BLACKROCK GL L/S CREDIT-INS #1833		2016-08-29	2017-06-01
6153 905 BLACKROCK GL L/S CREDIT-INS #1833		2016-05-03	2017-06-01
5917 BLACK KNIGHT INC		2016-08-31	2017-10-17
4 BLACKROCK INC		2016-08-30	2017-11-06
8 BOEING CO		2016-12-12	2017-01-13
5 BOEING CO		2016-12-12	2017-03-10
31 BOEING CO		2016-05-13	2017-03-24

Form 990PF Part IV - Capital Gains and Losses for Tax on Investment Income - Columns e - h

(e) Gross sales price	(f) Depreciation allowed (or allowable)	(g) Cost or other basis plus expense of sale	(h) Gain or (loss) (e) plus (f) minus (g)
815		945	-130
1,801		1,405	396
2,005		1,417	588
13,444		13,000	444
63,385		60,000	3,385
28		15	13
1,905		1,502	403
1,272		1,254	18
891		690	201
5,440		4,096	1,344

Form 990PF Part IV - Capital Gains and Losses for Tax on Investment Income - Columns i - l

Complete only for assets showing gain in column (h) and owned by the foundation on 12/31/69			(l) Gains (Col (h) gain minus col (k), but not less than -0-) or Losses (from col (h))
(i) F M V as of 12/31/69	(j) Adjusted basis as of 12/31/69	(k) Excess of col (i) over col (j), if any	
			-130
			396
			588
			444
			3,385
			13
			403
			18
			201
			1,344

Form 990PF Part IV - Capital Gains and Losses for Tax on Investment Income - Columns a - d

List and describe the kind(s) of property sold (e g , real estate, (a) 2-story brick warehouse, or common stock, 200 shs MLC Co)	(b) How acquired P—Purchase D—Donation	(c) Date acquired (mo , day, yr)	(d) Date sold (mo , day, yr)
46 BOEING CO		2016-05-13	2017-08-09
3 00091 BOEING CO		2017-07-27	2017-08-23
2 99909 BOEING CO		2017-07-27	2017-08-23
6 BOEING CO		2016-05-13	2017-11-06
6 BOSTON PROPERTIES INC COM		2016-08-08	2017-01-23
12 BOSTON PROPERTIES INC COM		2016-08-08	2017-02-09
17 BOSTON PROPERTIES INC COM		2016-08-31	2017-07-28
7 BOSTON PROPERTIES INC COM		2016-05-06	2017-07-28
11 BOSTON PROPERTIES INC COM		2016-05-06	2017-08-10
11 BOSTON PROPERTIES INC COM		2016-05-06	2017-10-17

Form 990PF Part IV - Capital Gains and Losses for Tax on Investment Income - Columns e - h

(e) Gross sales price	(f) Depreciation allowed (or allowable)	(g) Cost or other basis plus expense of sale	(h) Gain or (loss) (e) plus (f) minus (g)
10,782		6,079	4,703
712		720	-8
712		592	120
1,590		793	797
775		852	-77
1,585		1,705	-120
2,068		2,384	-316
852		913	-61
1,330		1,435	-105
1,409		1,420	-11

Form 990PF Part IV - Capital Gains and Losses for Tax on Investment Income - Columns i - l

Complete only for assets showing gain in column (h) and owned by the foundation on 12/31/69			(I) Gains (Col (h) gain minus col (k), but not less than -0-) or Losses (from col (h))
(i) F M V as of 12/31/69	(j) Adjusted basis as of 12/31/69	(k) Excess of col (i) over col (j), if any	
			4,703
			-8
			120
			797
			-77
			-120
			-316
			-61
			-105
			-11

Form 990PF Part IV - Capital Gains and Losses for Tax on Investment Income - Columns a - d			
List and describe the kind(s) of property sold (e g , real estate, (a) 2-story brick warehouse, or common stock, 200 shs MLC Co)	(b) How acquired P—Purchase D—Donation	(c) Date acquired (mo , day, yr)	(d) Date sold (mo , day, yr)
70 BRANDYWINE RLTY TR BD		2016-11-25	2017-01-23
2 99983 BRISTOL MYERS SQUIBB CO		2016-05-16	2017-01-20
19 00017 BRISTOL MYERS SQUIBB CO		2016-05-16	2017-01-20
11 BRISTOL MYERS SQUIBB CO		2016-05-16	2017-01-20
10 BRISTOL MYERS SQUIBB CO		2016-05-16	2017-01-23
27 BRISTOL MYERS SQUIBB CO		2016-05-16	2017-08-23
4 BRISTOL MYERS SQUIBB CO		2016-05-16	2017-10-20
10 BRISTOL MYERS SQUIBB CO		2016-05-28	2017-10-23
26 BRITISH AMERICAN TOBACCO P L C - ADR		2017-03-27	2017-11-03
23 BRITISH AMERICAN TOBACCO P L C - ADR		2016-08-31	2017-11-03

Form 990PF Part IV - Capital Gains and Losses for Tax on Investment Income - Columns e - h

(e) Gross sales price	Depreciation allowed (f) (or allowable)	Cost or other basis (g) plus expense of sale	Gain or (loss) (h) (e) plus (f) minus (g)
1,140		1,065	75
151		216	-65
954		1,371	-417
543		794	-251
492		722	-230
1,561		1,948	-387
258		289	-31
644		715	-71
1,697		1,712	-15
1,501		1,414	87

Form 990PF Part IV - Capital Gains and Losses for Tax on Investment Income - Columns i - l

Complete only for assets showing gain in column (h) and owned by the foundation on 12/31/69			(I) Gains (Col (h) gain minus col (k), but not less than -0-) or Losses (from col (h))
(i) F M V as of 12/31/69	Adjusted basis (j) as of 12/31/69	Excess of col (i) (k) over col (j), if any	
			75
			-65
			-417
			-251
			-230
			-387
			-31
			-71
			-15
			87

Form 990PF Part IV - Capital Gains and Losses for Tax on Investment Income - Columns a - d			
List and describe the kind(s) of property sold (e g , real estate, (a) 2-story brick warehouse, or common stock, 200 shs MLC Co)	(b) How acquired P—Purchase D—Donation	(c) Date acquired (mo , day, yr)	(d) Date sold (mo , day, yr)
18 BROOKFIELD ASSET MANAGE-CL A		2016-05-16	2017-10-12
47 CBRE GROUP INC		2016-08-31	2017-03-06
56 CBRE GROUP INC		2016-05-06	2017-10-17
8 CDK GLOBAL INC		2016-11-25	2017-11-16
28 CME GROUP INC		2017-03-27	2017-03-31
12 CME GROUP INC		2016-05-13	2017-11-06
18 CVS HEALTH CORPORATION		2016-05-13	2017-11-06
643 CALLON PETE CO DEL COM		2017-03-27	2017-08-14
15 CANADIAN NATL RR CO COM		2016-08-31	2017-11-03
37 CANADIAN NATL RR CO COM		2016-08-31	2017-11-28

Form 990PF Part IV - Capital Gains and Losses for Tax on Investment Income - Columns e - h

(e) Gross sales price	Depreciation allowed (f) (or allowable)	Cost or other basis (g) plus expense of sale	Gain or (loss) (h) (e) plus (f) minus (g)
760		613	147
1,679		1,396	283
2,219		1,554	665
531		470	61
3,330		2,764	566
1,663		1,135	528
1,210		1,868	-658
6,497		7,739	-1,242
1,202		966	236
2,881		2,334	547

Form 990PF Part IV - Capital Gains and Losses for Tax on Investment Income - Columns i - l

Complete only for assets showing gain in column (h) and owned by the foundation on 12/31/69			(l) Gains (Col (h) gain minus col (k), but not less than -0-) or Losses (from col (h))
(i) F M V as of 12/31/69	Adjusted basis (j) as of 12/31/69	Excess of col (i) (k) over col (j), if any	
			147
			283
			665
			61
			566
			528
			-658
			-1,242
			236
			547

Form 990PF Part IV - Capital Gains and Losses for Tax on Investment Income - Columns a - d			
List and describe the kind(s) of property sold (e g , real estate, (a) 2-story brick warehouse, or common stock, 200 shs MLC Co)	(b) How acquired P—Purchase D—Donation	(c) Date acquired (mo , day, yr)	(d) Date sold (mo , day, yr)
742 CAPGEMINI SA ADR		2016-06-17	2017-03-09
92 CARLSBERG AS-B-SPON ADR		2017-08-24	2017-11-03
37 CELANESE CORP		2016-05-13	2017-10-12
16 CELANESE CORP		2017-03-27	2017-11-06
8 CELANESE CORP		2016-05-13	2017-11-06
8 CELGENE CORP COM		2015-08-14	2017-03-02
8 CELGENE CORP COM		2015-08-14	2017-03-03
2 CELGENE CORP COM		2016-08-04	2017-03-03
7 CELGENE CORP COM		2016-08-04	2017-03-14
7 CELGENE CORP COM		2016-08-31	2017-03-14

Form 990PF Part IV - Capital Gains and Losses for Tax on Investment Income - Columns e - h

(e) Gross sales price	Depreciation allowed (f) (or allowable)	Cost or other basis (g) plus expense of sale	Gain or (loss) (h) (e) plus (f) minus (g)
13,022		13,600	-578
2,162		2,103	59
3,959		2,594	1,365
1,695		1,421	274
847		561	286
985		1,043	-58
981		1,042	-61
245		233	12
876		810	66
873		760	113

Form 990PF Part IV - Capital Gains and Losses for Tax on Investment Income - Columns i - l

Complete only for assets showing gain in column (h) and owned by the foundation on 12/31/69			(I) Gains (Col (h) gain minus col (k), but not less than -0-) or Losses (from col (h))
(i) F M V as of 12/31/69	Adjusted basis (j) as of 12/31/69	Excess of col (i) (k) over col (j), if any	
			-578
			59
			1,365
			274
			286
			-58
			-61
			12
			66
			113

Form 990PF Part IV - Capital Gains and Losses for Tax on Investment Income - Columns a - d			
List and describe the kind(s) of property sold (e g , real estate, (a) 2-story brick warehouse, or common stock, 200 shs MLC Co)	(b) How acquired P—Purchase D—Donation	(c) Date acquired (mo , day, yr)	(d) Date sold (mo , day, yr)
8 CELGENE CORP COM		2015-09-08	2017-05-15
4 CELGENE CORP COM		2016-08-31	2017-08-23
9 CELGENE CORP COM		2017-06-28	2017-08-23
5 CELGENE CORP COM		2017-07-11	2017-10-06
4 CELGENE CORP COM		2017-07-07	2017-10-09
1 CELGENE CORP COM		2016-08-31	2017-10-10
2 CELGENE CORP COM		2017-09-05	2017-10-10
3 CELGENE CORP COM		2016-08-31	2017-10-12
2 CELGENE CORP COM		2016-08-31	2017-10-12
3 CELGENE CORP COM		2016-08-31	2017-10-18

Form 990PF Part IV - Capital Gains and Losses for Tax on Investment Income - Columns e - h

(e) Gross sales price	Depreciation allowed (f) (or allowable)	Cost or other basis (g) plus expense of sale	Gain or (loss) (h) (e) plus (f) minus (g)
953		1,065	-112
518		430	88
1,165		1,201	-36
692		721	-29
556		565	-9
140		107	33
280		277	3
417		322	95
278		215	63
410		322	88

Form 990PF Part IV - Capital Gains and Losses for Tax on Investment Income - Columns i - l

Complete only for assets showing gain in column (h) and owned by the foundation on 12/31/69			(l) Gains (Col (h) gain minus col (k), but not less than -0-) or Losses (from col (h))
(i) F M V as of 12/31/69	Adjusted basis (j) as of 12/31/69	Excess of col (i) (k) over col (j), if any	
			-112
			88
			-36
			-29
			-9
			33
			3
			95
			63
			88

Form 990PF Part IV - Capital Gains and Losses for Tax on Investment Income - Columns a - d			
List and describe the kind(s) of property sold (e g , real estate, (a) 2-story brick warehouse, or common stock, 200 shs MLC Co)	(b) How acquired P—Purchase D—Donation	(c) Date acquired (mo , day, yr)	(d) Date sold (mo , day, yr)
3 CELGENE CORP COM		2016-08-31	2017-10-19
10 CELGENE CORP COM		2016-09-29	2017-10-26
6 CELGENE CORP COM		2016-09-29	2017-10-27
6 CELGENE CORP COM		2016-07-12	2017-10-27
4 CHARTER COMMUNICATIONS INC-A		2017-05-25	2017-08-23
560 CHICOS FAS INC COM		2017-05-05	2017-09-06
5 CIRRUS LOGIC INC		2017-03-27	2017-07-05
65 CISCO SYSTEMS INC		2016-08-30	2017-11-06
47 CISCO SYSTEMS INC		2017-03-27	2017-11-06
45 CITIGROUP INC		2016-08-30	2017-11-06

Form 990PF Part IV - Capital Gains and Losses for Tax on Investment Income - Columns e - h

(e) Gross sales price	(f) Depreciation allowed (or allowable)	(g) Cost or other basis plus expense of sale	(h) Gain or (loss) (e) plus (f) minus (g)
408		322	86
999		1,061	-62
582		632	-50
584		626	-42
1,568		1,317	251
4,544		7,578	-3,034
318		295	23
2,235		2,047	188
1,616		1,592	24
3,297		2,376	921

Form 990PF Part IV - Capital Gains and Losses for Tax on Investment Income - Columns i - l

Complete only for assets showing gain in column (h) and owned by the foundation on 12/31/69			(I) Gains (Col (h) gain minus col (k), but not less than -0-) or Losses (from col (h))
(i) F M V as of 12/31/69	(j) Adjusted basis as of 12/31/69	(k) Excess of col (i) over col (j), if any	
			86
			-62
			-50
			-42
			251
			-3,034
			23
			188
			24
			921

Form 990PF Part IV - Capital Gains and Losses for Tax on Investment Income - Columns a - d			
List and describe the kind(s) of property sold (e g , real estate, (a) 2-story brick warehouse, or common stock, 200 shs MLC Co)	(b) How acquired P—Purchase D—Donation	(c) Date acquired (mo , day, yr)	(d) Date sold (mo , day, yr)
21 COGNIZANT TECH SOLUTIONS CRP COM		2016-05-13	2017-08-09
22 COGNIZANT TECH SOLUTIONS CRP COM		2016-05-13	2017-11-06
13 COLFAX CORPORATION		2016-10-14	2017-09-21
18 COLFAX CORPORATION		2016-08-31	2017-09-21
136 COMFORT SYS USA INC COM		2016-05-06	2017-07-05
68 COMFORT SYS USA INC COM		2017-03-27	2017-07-05
33 COMCAST CORP CLASS A		2016-08-30	2017-11-06
30 COMCAST CORP CLASS A		2017-03-27	2017-11-06
128 COMPAGNIE FINANCIERE - ADR		2016-05-18	2017-11-03
9225 COMPASS GROUP PLC ADR		2017-03-27	2017-07-07

Form 990PF Part IV - Capital Gains and Losses for Tax on Investment Income - Columns e - h

(e) Gross sales price	Depreciation allowed (f) (or allowable)	Cost or other basis (g) plus expense of sale	Gain or (loss) (h) (e) plus (f) minus (g)
1,490		1,367	123
1,650		1,352	298
543		384	159
751		540	211
4,971		4,081	890
2,486		2,070	416
1,183		1,077	106
1,075		1,113	-38
1,169		794	375
19		19	

Form 990PF Part IV - Capital Gains and Losses for Tax on Investment Income - Columns i - l

Complete only for assets showing gain in column (h) and owned by the foundation on 12/31/69			(I) Gains (Col (h) gain minus col (k), but not less than -0-) or Losses (from col (h))
(i) F M V as of 12/31/69	Adjusted basis (j) as of 12/31/69	Excess of col (i) (k) over col (j), if any	
			123
			298
			159
			211
			890
			416
			106
			-38
			375

Form 990PF Part IV - Capital Gains and Losses for Tax on Investment Income - Columns a - d

List and describe the kind(s) of property sold (e g , real estate, (a) 2-story brick warehouse, or common stock, 200 shs MLC Co)	(b) How acquired P—Purchase D—Donation	(c) Date acquired (mo , day, yr)	(d) Date sold (mo , day, yr)
54 8467 COMPASS GROUP PLC ADR		2017-03-27	2017-11-03
49 1533 COMPASS GROUP PLC ADR		2016-05-18	2017-11-03
3 CONCHO RESOURCES INC		2016-12-05	2017-03-21
1 CONCHO RESOURCES INC		2016-12-05	2017-03-22
1 CONCHO RESOURCES INC		2016-12-05	2017-03-22
7 CONCHO RESOURCES INC		2016-12-11	2017-08-23
11000 CONOCOPHILLIPS 5 750% 2/01/19		2016-05-17	2017-06-21
4000 CONOCOPHILLIPS 5 750% 2/01/19		2016-05-17	2017-06-26
2 CONSTELLATION BRANDS INC		2016-08-31	2017-03-02
1 CONSTELLATION BRANDS INC		2016-08-31	2017-03-02

Form 990PF Part IV - Capital Gains and Losses for Tax on Investment Income - Columns e - h

(e) Gross sales price	(f) Depreciation allowed (or allowable)	(g) Cost or other basis plus expense of sale	(h) Gain or (loss) (e) plus (f) minus (g)
1,213		1,103	110
1,087		956	131
386		434	-48
127		145	-18
127		145	-18
774		959	-185
11,694		12,034	-340
4,241		4,376	-135
317		330	-13
158		165	-7

Form 990PF Part IV - Capital Gains and Losses for Tax on Investment Income - Columns i - l

Complete only for assets showing gain in column (h) and owned by the foundation on 12/31/69			(I) Gains (Col (h) gain minus col (k), but not less than -0-) or Losses (from col (h))
(i) F M V as of 12/31/69	(j) Adjusted basis as of 12/31/69	(k) Excess of col (i) over col (j), if any	
			110
			131
			-48
			-18
			-18
			-185
			-340
			-135
			-13
			-7

Form 990PF Part IV - Capital Gains and Losses for Tax on Investment Income - Columns a - d			
List and describe the kind(s) of property sold (e g , real estate, (a) 2-story brick warehouse, or common stock, 200 shs MLC Co)	(b) How acquired P—Purchase D—Donation	(c) Date acquired (mo , day, yr)	(d) Date sold (mo , day, yr)
3 CONSTELLATION BRANDS INC		2016-08-31	2017-03-03
2 CONSTELLATION BRANDS INC		2016-05-16	2017-03-06
2 CONSTELLATION BRANDS INC		2016-05-16	2017-03-07
2 CONSTELLATION BRANDS INC		2016-05-16	2017-03-08
1 CONSTELLATION BRANDS INC		2016-09-25	2017-07-25
1 CONSTELLATION BRANDS INC		2016-09-25	2017-07-25
2 CONSTELLATION BRANDS INC		2016-05-16	2017-07-25
3 CONSTELLATION BRANDS INC		2016-06-09	2017-07-27
1 CONSTELLATION BRANDS INC		2017-01-05	2017-07-31
2 CONSTELLATION BRANDS INC		2016-06-10	2017-07-31

Form 990PF Part IV - Capital Gains and Losses for Tax on Investment Income - Columns e - h

(e) Gross sales price	Depreciation allowed (f) (or allowable)	Cost or other basis (g) plus expense of sale	Gain or (loss) (h) (e) plus (f) minus (g)
475		492	-17
317		323	-6
314		323	-9
313		323	-10
195		170	25
195		170	25
388		323	65
583		470	113
193		149	44
387		307	80

Form 990PF Part IV - Capital Gains and Losses for Tax on Investment Income - Columns i - l

Complete only for assets showing gain in column (h) and owned by the foundation on 12/31/69			(l) Gains (Col (h) gain minus col (k), but not less than -0-) or Losses (from col (h))
(i) F M V as of 12/31/69	Adjusted basis (j) as of 12/31/69	Excess of col (i) (k) over col (j), if any	
			-17
			-6
			-9
			-10
			25
			25
			65
			113
			44
			80

Form 990PF Part IV - Capital Gains and Losses for Tax on Investment Income - Columns a - d			
List and describe the kind(s) of property sold (e g , real estate, (a) 2-story brick warehouse, or common stock, 200 shs MLC Co)	(b) How acquired P—Purchase D—Donation	(c) Date acquired (mo , day, yr)	(d) Date sold (mo , day, yr)
2 CONSTELLATION BRANDS INC		2017-01-05	2017-07-31
2 CONSTELLATION BRANDS INC		2017-01-05	2017-08-01
2 CONSTELLATION BRANDS INC		2017-01-05	2017-08-01
23 CONTINENTAL AG-SPONS ADR		2016-05-18	2017-11-03
23 COPART INC COM		2016-08-31	2017-04-17
9 CORESITE REALTY CORP		2017-01-23	2017-02-17
12 CORNING INC		2017-07-25	2017-08-23
33 CORNING INC		2017-07-21	2017-12-07
33 CORNING INC		2017-07-26	2017-12-07
33 CORNING INC		2017-10-05	2017-12-07

Form 990PF Part IV - Capital Gains and Losses for Tax on Investment Income - Columns e - h

(e) Gross sales price	Depreciation allowed (f) (or allowable)	Cost or other basis (g) plus expense of sale	Gain or (loss) (h) (e) plus (f) minus (g)
387		299	88
390		299	91
390		299	91
1,186		945	241
686		577	109
772		780	-8
341		383	-42
1,049		1,084	-35
1,049		1,029	20
1,045		1,006	39

Form 990PF Part IV - Capital Gains and Losses for Tax on Investment Income - Columns i - l

Complete only for assets showing gain in column (h) and owned by the foundation on 12/31/69			(I) Gains (Col (h) gain minus col (k), but not less than -0-) or Losses (from col (h))
(i) F M V as of 12/31/69	Adjusted basis (j) as of 12/31/69	Excess of col (i) (k) over col (j), if any	
			88
			91
			91
			241
			109
			-8
			-42
			-35
			20
			39

Form 990PF Part IV - Capital Gains and Losses for Tax on Investment Income - Columns a - d

List and describe the kind(s) of property sold (e g , real estate, (a) 2-story brick warehouse, or common stock, 200 shs MLC Co)	(b) How acquired P—Purchase D—Donation	(c) Date acquired (mo , day, yr)	(d) Date sold (mo , day, yr)
3 COSTCO WHOLESALE CORP		2017-02-10	2017-04-03
7 COSTCO WHOLESALE CORP		2017-02-09	2017-06-19
3 COSTCO WHOLESALE CORP		2017-03-27	2017-08-18
3 COSTCO WHOLESALE CORP		2016-08-31	2017-08-18
5 COSTCO WHOLESALE CORP		2016-08-31	2017-08-23
6237 006 CREDIT SUISSE COMM RET ST-I #2156		2016-05-03	2017-06-08
9054 419 CREDIT SUISSE COMM RET ST-I #2156		2016-08-29	2017-06-08
9 CROWN CASTLE INTL CORP		2017-05-31	2017-08-23
26 CROWN CASTLE INTL CORP		2017-07-28	2017-10-17
43 CROWN CASTLE INTL CORP		2016-09-13	2017-10-17

Form 990PF Part IV - Capital Gains and Losses for Tax on Investment Income - Columns e - h

(e) Gross sales price	Depreciation allowed (f) (or allowable)	Cost or other basis (g) plus expense of sale	Gain or (loss) (h) (e) plus (f) minus (g)
500		514	-14
1,137		1,191	-54
474		503	-29
472		486	-14
793		809	-16
29,938		30,000	-62
43,461		44,000	-539
955		930	25
2,626		2,625	1
4,342		3,958	384

Form 990PF Part IV - Capital Gains and Losses for Tax on Investment Income - Columns i - l

Complete only for assets showing gain in column (h) and owned by the foundation on 12/31/69			(l) Gains (Col (h) gain minus col (k), but not less than -0-) or Losses (from col (h))
(i) F M V as of 12/31/69	Adjusted basis (j) as of 12/31/69	Excess of col (i) (k) over col (j), if any	
			-14
			-54
			-29
			-14
			-16
			-62
			-539
			25
			1
			384

Form 990PF Part IV - Capital Gains and Losses for Tax on Investment Income - Columns a - d

List and describe the kind(s) of property sold (e g , real estate, (a) 2-story brick warehouse, or common stock, 200 shs MLC Co)	(b) How acquired P—Purchase D—Donation	(c) Date acquired (mo , day, yr)	(d) Date sold (mo , day, yr)
5 CROWN CASTLE INTL CORP		2017-05-31	2017-12-08
3 CROWN CASTLE INTL CORP		2017-05-23	2017-12-11
2 CROWN CASTLE INTL CORP		2017-05-22	2017-12-11
3 CROWN CASTLE INTL CORP		2017-05-17	2017-12-13
4 CROWN CASTLE INTL CORP		2017-05-17	2017-12-13
8 CROWN CASTLE INTL CORP		2017-04-20	2017-12-21
8 CROWN CASTLE INTL CORP		2017-04-10	2017-12-21
36 DBS GROUP HOLDINGS LIMITED - ADR		2017-03-27	2017-11-03
110 DAIWA HOUSE IND LTD ADR		2016-05-18	2017-11-03
37 DAVITA HEALTHCARE PARTNERS INC		2016-05-25	2017-11-16

Form 990PF Part IV - Capital Gains and Losses for Tax on Investment Income - Columns e - h

(e) Gross sales price	Depreciation allowed (f) (or allowable)	Cost or other basis (g) plus expense of sale	Gain or (loss) (h) (e) plus (f) minus (g)
545		511	34
329		301	28
220		198	22
335		296	39
446		389	57
866		767	99
866		758	108
2,429		1,930	499
4,079		3,235	844
2,040		2,846	-806

Form 990PF Part IV - Capital Gains and Losses for Tax on Investment Income - Columns i - l

Complete only for assets showing gain in column (h) and owned by the foundation on 12/31/69			(I) Gains (Col (h) gain minus col (k), but not less than -0-) or Losses (from col (h))
(i) F M V as of 12/31/69	Adjusted basis (j) as of 12/31/69	Excess of col (i) (k) over col (j), if any	
			34
			28
			22
			39
			57
			99
			108
			499
			844
			-806

Form 990PF Part IV - Capital Gains and Losses for Tax on Investment Income - Columns a - d			
List and describe the kind(s) of property sold (e g , real estate, (a) 2-story brick warehouse, or common stock, 200 shs MLC Co)	(b) How acquired P—Purchase D—Donation	(c) Date acquired (mo , day, yr)	(d) Date sold (mo , day, yr)
18 DAVITA HEALTHCARE PARTNERS INC		2016-05-16	2017-11-22
26 DAVITA HEALTHCARE PARTNERS INC		2016-08-31	2017-12-06
52 DELUXE CORP		2016-08-31	2017-03-17
41 DELUXE CORP		2016-03-14	2017-03-17
58 DENNYS CORP		2017-03-27	2017-09-06
4 DENNYS CORP		2016-08-08	2017-09-06
25 DEUTSCHE POST AG ADR		2017-08-10	2017-11-03
14 DIAGEO PLC - ADR		2016-08-30	2017-11-06
10 WALT DISNEY CO		2016-05-16	2017-11-06
7 WALT DISNEY CO		2017-03-27	2017-11-06

Form 990PF Part IV - Capital Gains and Losses for Tax on Investment Income - Columns e - h

(e) Gross sales price	Depreciation allowed (f) (or allowable)	Cost or other basis (g) plus expense of sale	Gain or (loss) (h) (e) plus (f) minus (g)
999		1,384	-385
1,791		1,889	-98
3,857		3,412	445
3,041		2,460	581
683		701	-18
47		44	3
1,166		1,005	161
1,914		1,581	333
992		1,037	-45
695		784	-89

Form 990PF Part IV - Capital Gains and Losses for Tax on Investment Income - Columns i - l

Complete only for assets showing gain in column (h) and owned by the foundation on 12/31/69			(I) Gains (Col (h) gain minus col (k), but not less than -0-) or Losses (from col (h))
(i) F M V as of 12/31/69	Adjusted basis (j) as of 12/31/69	Excess of col (i) (k) over col (j), if any	
			-385
			-98
			445
			581
			-18
			3
			161
			333
			-45
			-89

Form 990PF Part IV - Capital Gains and Losses for Tax on Investment Income - Columns a - d			
List and describe the kind(s) of property sold (e g , real estate, (a) 2-story brick warehouse, or common stock, 200 shs MLC Co)	(b) How acquired P—Purchase D—Donation	(c) Date acquired (mo , day, yr)	(d) Date sold (mo , day, yr)
9 DOLLAR TREE INC		2016-08-31	2017-07-27
5 DOLLAR TREE INC		2016-05-16	2017-07-27
8 DOLLAR TREE INC		2016-05-16	2017-12-06
11 EOG RESOURCES, INC		2017-01-17	2017-05-02
5 EOG RESOURCES, INC		2016-12-09	2017-05-03
6 EOG RESOURCES, INC		2017-01-17	2017-05-03
7 EOG RESOURCES, INC		2017-01-09	2017-05-04
8 EOG RESOURCES, INC		2017-01-09	2017-05-05
7 EOG RESOURCES, INC		2017-03-27	2017-05-05
40 EDUCATION REALTY TRUST INC		2016-08-31	2017-06-22

Form 990PF Part IV - Capital Gains and Losses for Tax on Investment Income - Columns e - h

(e) Gross sales price	Depreciation allowed (f) (or allowable)	Cost or other basis (g) plus expense of sale	Gain or (loss) (h) (e) plus (f) minus (g)
641		749	-108
356		399	-43
847		639	208
1,013		1,182	-169
458		533	-75
549		634	-85
620		728	-108
724		831	-107
635		697	-62
1,611		1,854	-243

Form 990PF Part IV - Capital Gains and Losses for Tax on Investment Income - Columns i - l

Complete only for assets showing gain in column (h) and owned by the foundation on 12/31/69			(I) Gains (Col (h) gain minus col (k), but not less than -0-) or Losses (from col (h))
(i) F M V as of 12/31/69	Adjusted basis (j) as of 12/31/69	Excess of col (i) (k) over col (j), if any	
			-108
			-43
			208
			-169
			-75
			-85
			-108
			-107
			-62
			-243

Form 990PF Part IV - Capital Gains and Losses for Tax on Investment Income - Columns a - d			
List and describe the kind(s) of property sold (e g , real estate, (a) 2-story brick warehouse, or common stock, 200 shs MLC Co)	(b) How acquired P—Purchase D—Donation	(c) Date acquired (mo , day, yr)	(d) Date sold (mo , day, yr)
6 EDUCATION REALTY TRUST INC		2016-05-06	2017-06-22
53 EDUCATION REALTY TRUST INC		2016-05-06	2017-07-17
29 EDUCATION REALTY TRUST INC		2016-04-14	2017-08-10
13 EMCOR GROUP INC COM		2017-03-27	2017-09-06
4 EMCOR GROUP INC COM		2016-08-31	2017-09-06
87 EMPLOYERS HOLDINGS INC		2016-03-14	2017-03-17
110 EMPLOYERS HOLDINGS INC		2016-08-31	2017-03-17
74 ENVISION HEALTHCARE CORP		2016-08-31	2017-02-01
18 EVERCORE INC		2017-09-06	2017-12-04
2 EVERCORE INC		2016-08-31	2017-12-04

Form 990PF Part IV - Capital Gains and Losses for Tax on Investment Income - Columns e - h

(e) Gross sales price	Depreciation allowed (f) (or allowable)	Cost or other basis (g) plus expense of sale	Gain or (loss) (h) (e) plus (f) minus (g)
242		247	-5
2,056		2,160	-104
1,093		1,166	-73
848		785	63
261		230	31
3,285		2,442	843
4,153		3,258	895
5,067		5,353	-286
1,621		1,339	282
180		104	76

Form 990PF Part IV - Capital Gains and Losses for Tax on Investment Income - Columns i - l

Complete only for assets showing gain in column (h) and owned by the foundation on 12/31/69			(I) Gains (Col (h) gain minus col (k), but not less than -0-) or Losses (from col (h))
(i) F M V as of 12/31/69	Adjusted basis (j) as of 12/31/69	Excess of col (i) (k) over col (j), if any	
			-5
			-104
			-73
			63
			31
			843
			895
			-286
			282
			76

Form 990PF Part IV - Capital Gains and Losses for Tax on Investment Income - Columns a - d			
List and describe the kind(s) of property sold (e g , real estate, (a) 2-story brick warehouse, or common stock, 200 shs MLC Co)	(b) How acquired P—Purchase D—Donation	(c) Date acquired (mo , day, yr)	(d) Date sold (mo , day, yr)
6 EXPEDIA INC		2017-04-06	2017-08-23
9 EXPEDIA INC		2017-04-06	2017-08-28
4 EXPEDIA INC		2017-04-06	2017-08-29
4 EXPEDIA INC		2017-04-06	2017-08-29
5 EXPEDIA INC		2017-02-10	2017-08-30
6 EXPEDIA INC		2017-02-13	2017-10-24
6 EXPEDIA INC		2016-09-29	2017-10-24
31 EXTRA SPACE STORAGE INC		2016-05-06	2017-03-15
15 EXTRA SPACE STORAGE INC		2016-03-22	2017-07-28
25 FCB FINANCIAL HOLDINGS, INC		2017-09-06	2017-12-04

Form 990PF Part IV - Capital Gains and Losses for Tax on Investment Income - Columns e - h

(e) Gross sales price	Depreciation allowed (f) (or allowable)	Cost or other basis (g) plus expense of sale	Gain or (loss) (h) (e) plus (f) minus (g)
888		759	129
1,284		1,123	161
576		499	77
576		497	79
715		612	103
904		730	174
904		692	212
2,304		2,814	-510
1,160		1,329	-169
1,341		1,131	210

Form 990PF Part IV - Capital Gains and Losses for Tax on Investment Income - Columns i - l

Complete only for assets showing gain in column (h) and owned by the foundation on 12/31/69			(I) Gains (Col (h) gain minus col (k), but not less than -0-) or Losses (from col (h))
(i) F M V as of 12/31/69	Adjusted basis (j) as of 12/31/69	Excess of col (i) (k) over col (j), if any	
			129
			161
			77
			79
			103
			174
			212
			-510
			-169
			210

Form 990PF Part IV - Capital Gains and Losses for Tax on Investment Income - Columns a - d			
List and describe the kind(s) of property sold (e g , real estate, (a) 2-story brick warehouse, or common stock, 200 shs MLC Co)	(b) How acquired P—Purchase D—Donation	(c) Date acquired (mo , day, yr)	(d) Date sold (mo , day, yr)
7 FACEBOOK INC		2017-06-28	2017-07-24
23 FACEBOOK INC		2017-04-28	2017-08-23
9 FACEBOOK INC		2016-08-31	2017-09-22
11 FACEBOOK INC		2016-08-31	2017-10-13
235 FANUC CORPORATION ADR		2016-05-18	2017-02-21
50 FANUC CORPORATION ADR		2016-05-18	2017-11-03
14 FEDERAL RLTY INVT TR SH BEN INT		2016-03-15	2017-03-31
6 FEDERAL RLTY INVT TR SH BEN INT		2016-05-06	2017-03-31
30 FEDERATED NATIONAL HOLDING CO		2017-03-27	2017-12-04
277 FEDERATED NATIONAL HOLDING CO		2016-08-31	2017-12-04

Form 990PF Part IV - Capital Gains and Losses for Tax on Investment Income - Columns e - h

(e) Gross sales price	Depreciation allowed (f) (or allowable)	Cost or other basis (g) plus expense of sale	Gain or (loss) (h) (e) plus (f) minus (g)
1,154		1,055	99
3,874		3,336	538
1,533		1,135	398
1,915		1,387	528
4,610		3,480	1,130
1,189		740	449
1,872		2,154	-282
802		934	-132
396		505	-109
3,658		5,647	-1,989

Form 990PF Part IV - Capital Gains and Losses for Tax on Investment Income - Columns i - l

Complete only for assets showing gain in column (h) and owned by the foundation on 12/31/69			(I) Gains (Col (h) gain minus col (k), but not less than -0-) or Losses (from col (h))
(i) F M V as of 12/31/69	Adjusted basis (j) as of 12/31/69	Excess of col (i) (k) over col (j), if any	
			99
			538
			398
			528
			1,130
			449
			-282
			-132
			-109
			-1,989

Form 990PF Part IV - Capital Gains and Losses for Tax on Investment Income - Columns a - d

List and describe the kind(s) of property sold (e g , real estate, (a) 2-story brick warehouse, or common stock, 200 shs MLC Co)	(b) How acquired P—Purchase D—Donation	(c) Date acquired (mo , day, yr)	(d) Date sold (mo , day, yr)
5 FEDEX CORPORATION		2017-03-27	2017-08-23
9 FEDEX CORPORATION		2016-11-14	2017-09-15
181 FERGUSON PLC-ADR		2017-03-27	2017-11-03
206 FERGUSON PLC-ADR		2016-05-18	2017-11-03
685 FERGUSON PLC-ADR		2016-05-18	2017-12-22
7 FIDELITY NATL INFORMATION SVCS INC		2016-08-31	2017-03-01
29 FIRST INDL RLTY TR INC COM		2016-08-08	2017-01-23
5 FLEETCOR TECHNOLOGIES INC		2016-09-20	2017-08-23
66 FRESENIUS SE & CO-SPN ADR		2016-05-18	2017-11-03
211 GEA GROUP AG ADR		2016-06-17	2017-01-05

Form 990PF Part IV - Capital Gains and Losses for Tax on Investment Income - Columns e - h

(e) Gross sales price	(f) Depreciation allowed (or allowable)	(g) Cost or other basis plus expense of sale	(h) Gain or (loss) (e) plus (f) minus (g)
1,031		929	102
1,935		1,594	341
1,271		1,120	151
1,446		1,201	245
4,918		3,994	924
582		541	41
804		830	-26
706		835	-129
1,337		1,196	141
8,622		9,805	-1,183

Form 990PF Part IV - Capital Gains and Losses for Tax on Investment Income - Columns i - l

Complete only for assets showing gain in column (h) and owned by the foundation on 12/31/69			(I) Gains (Col (h) gain minus col (k), but not less than -0-) or Losses (from col (h))
(i) F M V as of 12/31/69	(j) Adjusted basis as of 12/31/69	(k) Excess of col (i) over col (j), if any	
			102
			341
			151
			245
			924
			41
			-26
			-129
			141
			-1,183

Form 990PF Part IV - Capital Gains and Losses for Tax on Investment Income - Columns a - d			
List and describe the kind(s) of property sold (e g , real estate, (a) 2-story brick warehouse, or common stock, 200 shs MLC Co)	(b) How acquired P—Purchase D—Donation	(c) Date acquired (mo , day, yr)	(d) Date sold (mo , day, yr)
45 GEO GROUP INC/THE		2016-09-26	2017-02-01
153 GGP INC		2016-05-06	2017-05-30
44 GGP INC		2016-08-08	2017-05-30
57 GGP INC		2016-03-15	2017-06-15
39 GGP INC		2016-03-15	2017-09-05
42 GGP INC		2016-03-15	2017-11-16
78 GIGAMON INC		2016-08-31	2017-03-17
82 GIGAMON INC		2016-03-14	2017-03-17
13 GILEAD SCIENCES INC		2014-10-30	2017-11-06
6 GOLDMAN SACHS GROUP INC		2017-05-24	2017-07-20

Form 990PF Part IV - Capital Gains and Losses for Tax on Investment Income - Columns e - h

(e) Gross sales price	Depreciation allowed (f) (or allowable)	Cost or other basis (g) plus expense of sale	Gain or (loss) (h) (e) plus (f) minus (g)
1,882		1,111	771
3,400		4,455	-1,055
978		1,376	-398
1,379		1,658	-279
816		1,134	-318
1,000		1,221	-221
2,809		2,747	62
2,953		2,427	526
944		1,482	-538
1,331		1,346	-15

Form 990PF Part IV - Capital Gains and Losses for Tax on Investment Income - Columns i - l

Complete only for assets showing gain in column (h) and owned by the foundation on 12/31/69			(I) Gains (Col (h) gain minus col (k), but not less than -0-) or Losses (from col (h))
(i) F M V as of 12/31/69	Adjusted basis (j) as of 12/31/69	Excess of col (i) (k) over col (j), if any	
			771
			-1,055
			-398
			-279
			-318
			-221
			62
			526
			-538
			-15

Form 990PF Part IV - Capital Gains and Losses for Tax on Investment Income - Columns a - d			
List and describe the kind(s) of property sold (e g , real estate, (a) 2-story brick warehouse, or common stock, 200 shs MLC Co)	(b) How acquired P—Purchase D—Donation	(c) Date acquired (mo , day, yr)	(d) Date sold (mo , day, yr)
3 GOLDMAN SACHS GROUP INC		2017-05-24	2017-07-21
2 GOLDMAN SACHS GROUP INC		2017-05-24	2017-07-21
5 GOLDMAN SACHS GROUP INC		2017-05-24	2017-07-24
4 GOLDMAN SACHS GROUP INC		2016-10-25	2017-08-23
15000 GOLDMAN SACHS GROUP 5 950% 1/18/18		2016-09-08	2017-09-27
22 THE GREENBRIER COMPANIES, INC		2017-03-27	2017-09-06
26 HAIN CELESTIAL GROUP INC		2016-05-13	2017-11-06
21 HALLIBURTON CO		2016-10-25	2017-02-10
6 HALLIBURTON CO		2016-10-25	2017-02-13
15 HALLIBURTON CO		2016-07-14	2017-02-16

Form 990PF Part IV - Capital Gains and Losses for Tax on Investment Income - Columns e - h

(e) Gross sales price	Depreciation allowed (f) (or allowable)	Cost or other basis (g) plus expense of sale	Gain or (loss) (h) (e) plus (f) minus (g)
660		667	-7
440		444	-4
1,094		996	98
897		701	196
15,194		16,018	-824
948		910	38
899		1,227	-328
1,193		1,012	181
339		281	58
820		687	133

Form 990PF Part IV - Capital Gains and Losses for Tax on Investment Income - Columns i - l

Complete only for assets showing gain in column (h) and owned by the foundation on 12/31/69			(I) Gains (Col (h) gain minus col (k), but not less than -0-) or Losses (from col (h))
(i) F M V as of 12/31/69	Adjusted basis (j) as of 12/31/69	Excess of col (i) (k) over col (j), if any	
			-7
			-4
			98
			196
			-824
			38
			-328
			181
			58
			133

Form 990PF Part IV - Capital Gains and Losses for Tax on Investment Income - Columns a - d

List and describe the kind(s) of property sold (e g , real estate, (a) 2-story brick warehouse, or common stock, 200 shs MLC Co)	(b) How acquired P—Purchase D—Donation	(c) Date acquired (mo , day, yr)	(d) Date sold (mo , day, yr)
7 HALLIBURTON CO		2016-07-01	2017-02-17
7 HALLIBURTON CO		2016-07-01	2017-02-21
6 HALLIBURTON CO		2016-06-30	2017-03-21
3 HALLIBURTON CO		2016-06-30	2017-03-22
4 HALLIBURTON CO		2016-06-30	2017-03-22
29 HALLIBURTON CO		2017-03-27	2017-06-21
14 HALLIBURTON CO		2016-09-29	2017-06-22
15 HALLIBURTON CO		2016-08-31	2017-06-22
16 HEALTHSOUTH REHABILITATION CORPORAT		2017-03-27	2017-09-06
4 HEALTHSOUTH REHABILITATION CORPORAT		2016-08-08	2017-09-06

Form 990PF Part IV - Capital Gains and Losses for Tax on Investment Income - Columns e - h

(e) Gross sales price	Depreciation allowed (f) (or allowable)	Cost or other basis (g) plus expense of sale	Gain or (loss) (h) (e) plus (f) minus (g)
380		320	60
382		319	63
301		271	30
150		135	15
199		180	19
1,239		1,309	-70
592		614	-22
633		654	-21
727		680	47
182		169	13

Form 990PF Part IV - Capital Gains and Losses for Tax on Investment Income - Columns i - l

Complete only for assets showing gain in column (h) and owned by the foundation on 12/31/69			(I) Gains (Col (h) gain minus col (k), but not less than -0-) or Losses (from col (h))
(i) F M V as of 12/31/69	Adjusted basis (j) as of 12/31/69	Excess of col (i) (k) over col (j), if any	
			60
			63
			30
			15
			19
			-70
			-22
			-21
			47
			13

Form 990PF Part IV - Capital Gains and Losses for Tax on Investment Income - Columns a - d			
List and describe the kind(s) of property sold (e g , real estate, (a) 2-story brick warehouse, or common stock, 200 shs MLC Co)	(b) How acquired P—Purchase D—Donation	(c) Date acquired (mo , day, yr)	(d) Date sold (mo , day, yr)
7 HILTON GRAND VACATIONS INC		2016-12-21	2017-01-10
6666 HILTON WORLDWIDE HOLDINGS IN		2016-12-21	2017-01-24
1 HOME DEPOT INC		2017-05-16	2017-08-18
4 HOME DEPOT INC		2017-05-16	2017-08-18
5 HOME DEPOT INC		2017-05-16	2017-08-18
6 HOME DEPOT INC		2017-05-10	2017-08-23
9 HOME DEPOT INC		2017-03-31	2017-11-06
37 HOULIHAN LOKEY INC		2017-09-06	2017-12-04
14 ICU MED INC COM		2016-08-31	2017-12-04
6 ICU MED INC COM		2017-03-27	2017-12-04

Form 990PF Part IV - Capital Gains and Losses for Tax on Investment Income - Columns e - h

(e) Gross sales price	Depreciation allowed (f) (or allowable)	Cost or other basis (g) plus expense of sale	Gain or (loss) (h) (e) plus (f) minus (g)
18		18	
39		39	
148		160	-12
591		638	-47
738		793	-55
889		967	-78
1,472		1,323	149
1,648		1,256	392
2,965		1,703	1,262
1,271		945	326

Form 990PF Part IV - Capital Gains and Losses for Tax on Investment Income - Columns i - l

Complete only for assets showing gain in column (h) and owned by the foundation on 12/31/69			(l) Gains (Col (h) gain minus col (k), but not less than -0-) or Losses (from col (h))
(i) F M V as of 12/31/69	Adjusted basis (j) as of 12/31/69	Excess of col (i) (k) over col (j), if any	
			-12
			-47
			-55
			-78
			149
			392
			1,262
			326

Form 990PF Part IV - Capital Gains and Losses for Tax on Investment Income - Columns a - d

List and describe the kind(s) of property sold (e g , real estate, (a) 2-story brick warehouse, or common stock, 200 shs MLC Co)	(b) How acquired P—Purchase D—Donation	(c) Date acquired (mo , day, yr)	(d) Date sold (mo , day, yr)
4 ILLUMINA INC		2015-09-19	2017-05-24
1 ILLUMINA INC		2017-04-07	2017-05-24
2 ILLUMINA INC		2015-09-14	2017-05-24
3 ILLUMINA INC		2017-04-07	2017-05-25
1 ILLUMINA INC		2015-10-02	2017-05-25
2 ILLUMINA INC		2015-10-02	2017-05-25
1 ILLUMINA INC		2017-03-27	2017-05-25
4 ILLUMINA INC		2017-04-06	2017-08-23
1 ILLUMINA INC		2017-04-06	2017-09-22
264 INFORMA PLC-SP ADR		2016-05-18	2017-02-24

Form 990PF Part IV - Capital Gains and Losses for Tax on Investment Income - Columns e - h

(e) Gross sales price	(f) Depreciation allowed (or allowable)	(g) Cost or other basis plus expense of sale	(h) Gain or (loss) (e) plus (f) minus (g)
696		824	-128
174		173	1
349		403	-54
519		519	
173		172	1
347		343	4
173		171	2
772		682	90
200		170	30
4,317		5,222	-905

Form 990PF Part IV - Capital Gains and Losses for Tax on Investment Income - Columns i - l

Complete only for assets showing gain in column (h) and owned by the foundation on 12/31/69			(l) Gains (Col (h) gain minus col (k), but not less than -0-) or Losses (from col (h))
(i) F M V as of 12/31/69	(j) Adjusted basis as of 12/31/69	(k) Excess of col (i) over col (j), if any	
			-128
			1
			-54
			1
			4
			2
			90
			30
			-905

Form 990PF Part IV - Capital Gains and Losses for Tax on Investment Income - Columns a - d

List and describe the kind(s) of property sold (e g , real estate, (a) 2-story brick warehouse, or common stock, 200 shs MLC Co)	(b) How acquired P—Purchase D—Donation	(c) Date acquired (mo , day, yr)	(d) Date sold (mo , day, yr)
127 INFREAREIT INC		2017-03-27	2017-07-05
253 INFREAREIT INC		2016-05-06	2017-07-05
174 INPHI CORP		2016-08-31	2017-10-17
19 INPHI CORP		2017-03-27	2017-10-17
29 INTEL CORP		2017-10-31	2017-12-13
29 INTEL CORP		2017-10-31	2017-12-13
8 INTUIT COM		2016-08-31	2017-10-26
356 INVITATION HOMES INC		2017-09-05	2017-11-28
5 JBG SMITH PROPERTIES		2016-08-08	2017-07-27
28 JBG SMITH PROPERTIES		2016-08-31	2017-09-05

Form 990PF Part IV - Capital Gains and Losses for Tax on Investment Income - Columns e - h

(e) Gross sales price	(f) Depreciation allowed (or allowable)	(g) Cost or other basis plus expense of sale	(h) Gain or (loss) (e) plus (f) minus (g)
2,435		2,291	144
4,850		4,216	634
6,309		5,165	1,144
689		879	-190
1,259		1,325	-66
1,255		1,320	-65
1,203		860	343
8		8	
17		20	-3
906		1,037	-131

Form 990PF Part IV - Capital Gains and Losses for Tax on Investment Income - Columns i - l

Complete only for assets showing gain in column (h) and owned by the foundation on 12/31/69			(l) Gains (Col (h) gain minus col (k), but not less than -0-) or Losses (from col (h))
(i) F M V as of 12/31/69	(j) Adjusted basis as of 12/31/69	(k) Excess of col (i) over col (j), if any	
			144
			634
			1,144
			-190
			-66
			-65
			343
			-3
			-131

Form 990PF Part IV - Capital Gains and Losses for Tax on Investment Income - Columns a - d			
List and describe the kind(s) of property sold (e.g., real estate, (a) 2-story brick warehouse, or common stock, 200 shs MLC Co.)	(b) How acquired P—Purchase D—Donation	(c) Date acquired (mo., day, yr.)	(d) Date sold (mo., day, yr.)
10 JPMORGAN CHASE & CO		2017-02-28	2017-03-16
41 JPMORGAN CHASE & CO		2017-03-27	2017-03-31
16 JPMORGAN CHASE & CO		2017-07-05	2017-08-23
24 JPMORGAN CHASE & CO		2016-05-13	2017-11-06
816 JAPAN TOBACCO INC-UNSPON ADR		2016-08-31	2017-03-27
11 KAR AUCTION SERVICES INC		2016-05-16	2017-05-10
31 KAR AUCTION SERVICES INC		2016-05-16	2017-10-12
10 KAR AUCTION SERVICES INC		2016-05-16	2017-10-26
16 KAR AUCTION SERVICES INC		2016-05-16	2017-11-16
15 KAR AUCTION SERVICES INC		2016-05-16	2017-11-22

Form 990PF Part IV - Capital Gains and Losses for Tax on Investment Income - Columns e - h

(e) Gross sales price	(f) Depreciation allowed (or allowable)	(g) Cost or other basis plus expense of sale	(h) Gain or (loss) (e) plus (f) minus (g)
920		883	37
3,608		3,169	439
1,470		1,500	-30
2,421		1,471	950
13,712		16,165	-2,453
463		437	26
1,476		1,231	245
469		397	72
767		635	132
728		596	132

Form 990PF Part IV - Capital Gains and Losses for Tax on Investment Income - Columns i - l

Complete only for assets showing gain in column (h) and owned by the foundation on 12/31/69			(l) Gains (Col. (h) gain minus col. (k), but not less than -0-) or Losses (from col. (h))
(i) F M V as of 12/31/69	(j) Adjusted basis as of 12/31/69	(k) Excess of col. (i) over col. (j), if any	
			37
			439
			-30
			950
			-2,453
			26
			245
			72
			132
			132

Form 990PF Part IV - Capital Gains and Losses for Tax on Investment Income - Columns a - d

List and describe the kind(s) of property sold (e g , real estate, (a) 2-story brick warehouse, or common stock, 200 shs MLC Co)	(b) How acquired P—Purchase D—Donation	(c) Date acquired (mo , day, yr)	(d) Date sold (mo , day, yr)
233 KBC GROEP NV-UNSP ADR		2016-08-08	2017-10-05
20 KAO CORP ADR		2017-07-19	2017-11-03
124 KDDI CORP-UNSPONSORED ADR		2016-05-18	2017-11-03
114 KEMET CORP		2017-07-05	2017-09-06
115 KEMET CORP		2017-07-05	2017-10-17
37 KITE REALTY GROUP TRUST		2017-01-30	2017-09-06
92 KITE REALTY GROUP TRUST		2017-01-30	2017-11-16
35 KOMATSU LIMITED - ADR		2016-05-18	2017-11-03
36 LAS VEGAS SANDS CORP		2016-08-30	2017-11-06
7 ESTEE LAUDER COMPANIES INC		2017-08-22	2017-08-23

Form 990PF Part IV - Capital Gains and Losses for Tax on Investment Income - Columns e - h

(e) Gross sales price	(f) Depreciation allowed (or allowable)	(g) Cost or other basis plus expense of sale	(h) Gain or (loss) (e) plus (f) minus (g)
9,769		6,438	3,331
1,212		1,249	-37
1,680		1,763	-83
2,620		1,542	1,078
3,037		1,556	1,481
761		864	-103
1,781		2,142	-361
1,172		595	577
2,404		1,831	573
731		744	-13

Form 990PF Part IV - Capital Gains and Losses for Tax on Investment Income - Columns i - l

Complete only for assets showing gain in column (h) and owned by the foundation on 12/31/69			(l) Gains (Col (h) gain minus col (k), but not less than -0-) or Losses (from col (h))
(i) F M V as of 12/31/69	(j) Adjusted basis as of 12/31/69	(k) Excess of col (i) over col (j), if any	
			3,331
			-37
			-83
			1,078
			1,481
			-103
			-361
			577
			573
			-13

Form 990PF Part IV - Capital Gains and Losses for Tax on Investment Income - Columns a - d			
List and describe the kind(s) of property sold (e g , real estate, (a) 2-story brick warehouse, or common stock, 200 shs MLC Co)	(b) How acquired P—Purchase D—Donation	(c) Date acquired (mo , day, yr)	(d) Date sold (mo , day, yr)
32 LENNAR CORP		2017-06-21	2017-12-08
68 LENNAR CORP		2016-08-31	2017-12-08
26 LENNAR CORP		2016-05-16	2017-12-19
43 LEUCADIA NATL CORP COM		2016-05-16	2017-03-27
19 LEUCADIA NATL CORP COM		2016-05-16	2017-07-27
22 LEUCADIA NATL CORP COM		2016-05-16	2017-09-07
8 LEUCADIA NATL CORP COM		2016-05-16	2017-11-16
8 LEUCADIA NATL CORP COM		2016-05-16	2017-11-22
7 LIBERTY BROADBAND CORP		2016-08-31	2017-08-09
8 LIBERTY BROADBAND CORP		2016-08-31	2017-10-26

Form 990PF Part IV - Capital Gains and Losses for Tax on Investment Income - Columns e - h

(e) Gross sales price	Depreciation allowed (f) (or allowable)	Cost or other basis (g) plus expense of sale	Gain or (loss) (h) (e) plus (f) minus (g)
16		13	3
34		25	9
13		9	4
1,099		754	345
504		333	171
491		386	105
203		140	63
204		140	64
709		478	231
686		485	201

Form 990PF Part IV - Capital Gains and Losses for Tax on Investment Income - Columns i - l

Complete only for assets showing gain in column (h) and owned by the foundation on 12/31/69			(I) Gains (Col (h) gain minus col (k), but not less than -0-) or Losses (from col (h))
(i) F M V as of 12/31/69	Adjusted basis (j) as of 12/31/69	Excess of col (i) (k) over col (j), if any	
			3
			9
			4
			345
			171
			105
			63
			64
			231
			201

Form 990PF Part IV - Capital Gains and Losses for Tax on Investment Income - Columns a - d			
List and describe the kind(s) of property sold (e g , real estate, (a) 2-story brick warehouse, or common stock, 200 shs MLC Co)	(b) How acquired P—Purchase D—Donation	(c) Date acquired (mo , day, yr)	(d) Date sold (mo , day, yr)
8 LIBERTY BROADBAND CORP		2016-05-16	2017-12-06
8 LIBERTY SIRIUSXM GROUP		2016-05-16	2017-11-16
7 LIBERTY SIRIUSXM GROUP		2016-05-16	2017-11-22
6 ELI LILLY & CO COM		2017-03-27	2017-11-06
11 ELI LILLY & CO COM		2016-10-03	2017-11-06
10 LOEWS CORP		2016-05-16	2017-05-10
32 MAKITA CORPORATION - ADR		2017-03-27	2017-11-03
38 MAKITA CORPORATION - ADR		2016-08-08	2017-11-03
70 MANULIFE FINANCIAL CORP		2016-08-30	2017-03-24
121 MANULIFE FINANCIAL CORP		2016-08-30	2017-11-06

Form 990PF Part IV - Capital Gains and Losses for Tax on Investment Income - Columns e - h

(e) Gross sales price	Depreciation allowed (f) (or allowable)	Cost or other basis (g) plus expense of sale	Gain or (loss) (h) (e) plus (f) minus (g)
683		464	219
328		250	78
287		219	68
499		505	-6
915		887	28
464		398	66
1,326		1,120	206
1,575		1,286	289
1,224		979	245
2,511		1,687	824

Form 990PF Part IV - Capital Gains and Losses for Tax on Investment Income - Columns i - l

Complete only for assets showing gain in column (h) and owned by the foundation on 12/31/69			(I) Gains (Col (h) gain minus col (k), but not less than -0-) or Losses (from col (h))
(i) F M V as of 12/31/69	Adjusted basis (j) as of 12/31/69	Excess of col (i) (k) over col (j), if any	
			219
			78
			68
			-6
			28
			66
			206
			289
			245
			824

Form 990PF Part IV - Capital Gains and Losses for Tax on Investment Income - Columns a - d			
List and describe the kind(s) of property sold (e g , real estate, (a) 2-story brick warehouse, or common stock, 200 shs MLC Co)	(b) How acquired P—Purchase D—Donation	(c) Date acquired (mo , day, yr)	(d) Date sold (mo , day, yr)
7 MARRIOTT INTERNATIONAL INC CLASS A		2017-01-27	2017-03-02
7 MARRIOTT INTERNATIONAL INC CLASS A		2017-01-30	2017-03-03
9 MARRIOTT INTERNATIONAL INC CLASS A		2017-03-27	2017-06-12
9 MARRIOTT INTERNATIONAL INC CLASS A		2016-08-31	2017-07-07
13 MARRIOTT INTERNATIONAL INC CLASS A		2016-08-31	2017-08-23
4 MASTERCARD INC		2017-01-04	2017-02-16
4 MASTERCARD INC		2017-01-04	2017-02-17
17 MASTERCARD INC		2017-03-27	2017-08-23
128 MATRIX SVC CO		2016-03-14	2017-05-05
192 MATRIX SVC CO		2017-03-27	2017-05-05

Form 990PF Part IV - Capital Gains and Losses for Tax on Investment Income - Columns e - h

(e) Gross sales price	Depreciation allowed (f) (or allowable)	Cost or other basis (g) plus expense of sale	Gain or (loss) (h) (e) plus (f) minus (g)
611		603	8
609		596	13
918		838	80
902		651	251
1,306		940	366
437		426	11
439		424	15
2,260		1,790	470
1,369		2,414	-1,045
2,054		3,128	-1,074

Form 990PF Part IV - Capital Gains and Losses for Tax on Investment Income - Columns i - l

Complete only for assets showing gain in column (h) and owned by the foundation on 12/31/69			(I) Gains (Col (h) gain minus col (k), but not less than -0-) or Losses (from col (h))
(i) F M V as of 12/31/69	Adjusted basis (j) as of 12/31/69	Excess of col (i) (k) over col (j), if any	
			8
			13
			80
			251
			366
			11
			15
			470
			-1,045
			-1,074

Form 990PF Part IV - Capital Gains and Losses for Tax on Investment Income - Columns a - d

List and describe the kind(s) of property sold (e g , real estate, (a) 2-story brick warehouse, or common stock, 200 shs MLC Co)	(b) How acquired P—Purchase D—Donation	(c) Date acquired (mo , day, yr)	(d) Date sold (mo , day, yr)
30 MAXLINEAR INC		2017-03-27	2017-09-06
276 MAXLINEAR INC		2016-08-31	2017-09-06
8 MCDONALDS CORP		2017-07-10	2017-08-23
9 MCKESSON CORP		2015-04-29	2017-05-22
5 MEAD JOHNSON NUTRITION CO		2016-05-16	2017-01-04
25 MEAD JOHNSON NUTRITION CO		2016-05-16	2017-02-21
12 MERCK & CO INC NEW		2017-03-27	2017-11-06
781 097 MERGER FUND-INST #301		2016-05-03	2017-06-01
38 METHODE ELECTRON INC COMMON		2016-08-31	2017-09-06
21 METHODE ELECTRON INC COMMON		2017-03-27	2017-09-06

Form 990PF Part IV - Capital Gains and Losses for Tax on Investment Income - Columns e - h

(e) Gross sales price	(f) Depreciation allowed (or allowable)	(g) Cost or other basis plus expense of sale	(h) Gain or (loss) (e) plus (f) minus (g)
667		783	-116
6,138		5,705	433
1,271		1,247	24
1,396		2,041	-645
359		424	-65
2,189		2,118	71
672		759	-87
12,419		11,959	460
1,440		1,386	54
796		928	-132

Form 990PF Part IV - Capital Gains and Losses for Tax on Investment Income - Columns i - l

Complete only for assets showing gain in column (h) and owned by the foundation on 12/31/69			(l) Gains (Col (h) gain minus col (k), but not less than -0-) or Losses (from col (h))
(i) F M V as of 12/31/69	(j) Adjusted basis as of 12/31/69	(k) Excess of col (i) over col (j), if any	
			-116
			433
			24
			-645
			-65
			71
			-87
			460
			54
			-132

Form 990PF Part IV - Capital Gains and Losses for Tax on Investment Income - Columns a - d			
List and describe the kind(s) of property sold (e g , real estate, (a) 2-story brick warehouse, or common stock, 200 shs MLC Co)	(b) How acquired P—Purchase D—Donation	(c) Date acquired (mo , day, yr)	(d) Date sold (mo , day, yr)
54 MICHELIN (CGDE) ADR		2017-06-22	2017-11-03
42 MICROSOFT CORP		2017-06-28	2017-08-23
16 MICROSOFT CORP		2017-03-27	2017-11-03
90 MICROSOFT CORP		2016-08-30	2017-11-06
13 MONSTER BEVERAGE CORP		2016-08-31	2017-02-17
1 MONSTER BEVERAGE CORP		2016-08-31	2017-02-21
1 MONSTER BEVERAGE CORP		2016-08-31	2017-02-21
15 MONSTER BEVERAGE CORP		2016-08-31	2017-08-23
2 MONSTER BEVERAGE CORP		2016-05-26	2017-08-23
6 MOODYS CORP		2016-09-28	2017-04-06

Form 990PF Part IV - Capital Gains and Losses for Tax on Investment Income - Columns e - h

(e) Gross sales price	Depreciation allowed (f) (or allowable)	Cost or other basis (g) plus expense of sale	Gain or (loss) (h) (e) plus (f) minus (g)
1,591		1,447	144
3,050		2,817	233
1,342		1,038	304
7,589		5,197	2,392
567		667	-100
44		51	-7
44		51	-7
828		769	59
110		100	10
680		651	29

Form 990PF Part IV - Capital Gains and Losses for Tax on Investment Income - Columns i - l

Complete only for assets showing gain in column (h) and owned by the foundation on 12/31/69			(l) Gains (Col (h) gain minus col (k), but not less than -0-) or Losses (from col (h))
(i) F M V as of 12/31/69	Adjusted basis (j) as of 12/31/69	Excess of col (i) (k) over col (j), if any	
			144
			233
			304
			2,392
			-100
			-7
			-7
			59
			10
			29

Form 990PF Part IV - Capital Gains and Losses for Tax on Investment Income - Columns a - d

List and describe the kind(s) of property sold (e g , real estate, (a) 2-story brick warehouse, or common stock, 200 shs MLC Co)	(b) How acquired P—Purchase D—Donation	(c) Date acquired (mo , day, yr)	(d) Date sold (mo , day, yr)
8 MOODYS CORP		2016-09-28	2017-10-12
8 MOTOROLA SOLUTIONS, INC		2016-05-16	2017-11-16
8 MOTOROLA SOLUTIONS, INC		2016-05-16	2017-11-22
659 NMI HOLDINGS INC		2017-05-05	2017-10-17
10 NETFLIX COM INC		2017-06-23	2017-07-24
15 NETFLIX COM INC		2017-08-04	2017-08-23
2 NETFLIX COM INC		2017-02-09	2017-09-22
3 NETFLIX COM INC		2017-03-27	2017-09-25
8 NETFLIX COM INC		2017-03-27	2017-10-05
5 NETFLIX COM INC		2017-04-20	2017-12-11

Form 990PF Part IV - Capital Gains and Losses for Tax on Investment Income - Columns e - h

(e) Gross sales price	Depreciation allowed (f) (or allowable)	Cost or other basis (g) plus expense of sale	Gain or (loss) (h) (e) plus (f) minus (g)
1,140		831	309
725		569	156
731		569	162
8,894		7,318	1,576
1,886		1,542	344
2,506		2,265	241
374		287	87
539		430	109
1,533		1,141	392
942		707	235

Form 990PF Part IV - Capital Gains and Losses for Tax on Investment Income - Columns i - l

Complete only for assets showing gain in column (h) and owned by the foundation on 12/31/69			(I) Gains (Col (h) gain minus col (k), but not less than -0-) or Losses (from col (h))
(i) F M V as of 12/31/69	Adjusted basis (j) as of 12/31/69	Excess of col (i) (k) over col (j), if any	
			309
			156
			162
			1,576
			344
			241
			87
			109
			392
			235

Form 990PF Part IV - Capital Gains and Losses for Tax on Investment Income - Columns a - d			
List and describe the kind(s) of property sold (e g , real estate, (a) 2-story brick warehouse, or common stock, 200 shs MLC Co)	(b) How acquired P—Purchase D—Donation	(c) Date acquired (mo , day, yr)	(d) Date sold (mo , day, yr)
2 NETFLIX COM INC		2017-04-20	2017-12-12
16 NIKE INC CL B		2017-02-23	2017-04-26
15 99842 NIKE INC CL B		2017-03-16	2017-04-26
1 00158 NIKE INC CL B		2017-02-22	2017-04-26
10 NIKE INC CL B		2017-01-24	2017-05-15
7 NIKE INC CL B		2017-01-24	2017-05-16
7 NIKE INC CL B		2017-03-16	2017-05-16
20 NIKE INC CL B		2017-03-16	2017-05-17
5 NIKE INC CL B		2017-03-06	2017-05-19
5 NIKE INC CL B		2016-05-16	2017-05-19

Form 990PF Part IV - Capital Gains and Losses for Tax on Investment Income - Columns e - h

(e) Gross sales price	Depreciation allowed (f) (or allowable)	Cost or other basis (g) plus expense of sale	Gain or (loss) (h) (e) plus (f) minus (g)
373		283	90
888		928	-40
887		925	-38
56		58	-2
540		587	-47
368		410	-42
369		403	-34
1,047		1,147	-100
256		285	-29
256		284	-28

Form 990PF Part IV - Capital Gains and Losses for Tax on Investment Income - Columns i - l

Complete only for assets showing gain in column (h) and owned by the foundation on 12/31/69			(l) Gains (Col (h) gain minus col (k), but not less than -0-) or Losses (from col (h))
(i) F M V as of 12/31/69	Adjusted basis (j) as of 12/31/69	Excess of col (i) (k) over col (j), if any	
			90
			-40
			-38
			-2
			-47
			-42
			-34
			-100
			-29
			-28

Form 990PF Part IV - Capital Gains and Losses for Tax on Investment Income - Columns a - d			
List and describe the kind(s) of property sold (e g , real estate, (a) 2-story brick warehouse, or common stock, 200 shs MLC Co)	(b) How acquired P—Purchase D—Donation	(c) Date acquired (mo , day, yr)	(d) Date sold (mo , day, yr)
9 NIKE INC CL B		2016-05-16	2017-05-22
35 NIKE INC CL B		2016-05-16	2017-05-23
10 NIKE INC CL B		2017-03-10	2017-05-24
8 NIKE INC CL B		2016-05-16	2017-05-24
18 NIKE INC CL B		2017-03-10	2017-05-24
25 NIKE INC CL B		2017-03-10	2017-05-30
25 NIKE INC CL B		2017-02-08	2017-05-30
98 NORDEA BANK AB-SPON ADR		2017-07-14	2017-11-03
162 NOVARTIS AG - ADR		2016-08-31	2017-01-24
32 NOVARTIS AG - ADR		2016-05-18	2017-11-03

Form 990PF Part IV - Capital Gains and Losses for Tax on Investment Income - Columns e - h

(e) Gross sales price	(f) Depreciation allowed (or allowable)	(g) Cost or other basis plus expense of sale	(h) Gain or (loss) (e) plus (f) minus (g)
464		512	-48
1,833		1,990	-157
518		565	-47
414		455	-41
935		1,015	-80
1,321		1,373	-52
1,319		1,337	-18
1,174		1,339	-165
11,310		12,273	-963
2,676		2,417	259

Form 990PF Part IV - Capital Gains and Losses for Tax on Investment Income - Columns i - l

Complete only for assets showing gain in column (h) and owned by the foundation on 12/31/69			(I) Gains (Col (h) gain minus col (k), but not less than -0-) or Losses (from col (h))
(i) F M V as of 12/31/69	(j) Adjusted basis as of 12/31/69	(k) Excess of col (i) over col (j), if any	
			-48
			-157
			-47
			-41
			-80
			-52
			-18
			-165
			-963
			259

Form 990PF Part IV - Capital Gains and Losses for Tax on Investment Income - Columns a - d			
List and describe the kind(s) of property sold (e g , real estate, (a) 2-story brick warehouse, or common stock, 200 shs MLC Co)	(b) How acquired P—Purchase D—Donation	(c) Date acquired (mo , day, yr)	(d) Date sold (mo , day, yr)
9 NVIDIA CORP		2016-12-07	2017-01-13
9 NVIDIA CORP		2016-10-26	2017-02-09
16 NVIDIA CORP		2016-10-25	2017-02-16
10 NVIDIA CORP		2016-08-31	2017-03-02
35 NVIDIA CORP		2017-05-24	2017-06-27
13 NVIDIA CORP		2017-04-13	2017-07-24
7 NVIDIA CORP		2016-08-31	2017-08-08
1 NVIDIA CORP		2016-06-02	2017-08-08
10 NVIDIA CORP		2016-06-02	2017-08-23
6 NVIDIA CORP		2017-09-08	2017-10-10

Form 990PF Part IV - Capital Gains and Losses for Tax on Investment Income - Columns e - h

(e) Gross sales price	Depreciation allowed (f) (or allowable)	Cost or other basis (g) plus expense of sale	Gain or (loss) (h) (e) plus (f) minus (g)
941		754	187
1,058		647	411
1,709		1,001	708
1,005		614	391
5,275		4,388	887
2,164		1,121	1,043
1,207		431	776
172		47	125
1,649		470	1,179
1,132		983	149

Form 990PF Part IV - Capital Gains and Losses for Tax on Investment Income - Columns i - l

Complete only for assets showing gain in column (h) and owned by the foundation on 12/31/69			(I) Gains (Col (h) gain minus col (k), but not less than -0-) or Losses (from col (h))
(i) F M V as of 12/31/69	Adjusted basis (j) as of 12/31/69	Excess of col (i) (k) over col (j), if any	
			187
			411
			708
			391
			887
			1,043
			776
			125
			1,179
			149

Form 990PF Part IV - Capital Gains and Losses for Tax on Investment Income - Columns a - d			
List and describe the kind(s) of property sold (e g , real estate, (a) 2-story brick warehouse, or common stock, 200 shs MLC Co)	(b) How acquired P—Purchase D—Donation	(c) Date acquired (mo , day, yr)	(d) Date sold (mo , day, yr)
2 NVIDIA CORP		2016-05-26	2017-10-10
4 NVIDIA CORP		2017-09-08	2017-10-10
9 NVIDIA CORP		2016-05-26	2017-10-25
5 NVIDIA CORP		2016-05-26	2017-12-06
3 NVIDIA CORP		2016-05-26	2017-12-07
58 NUTRI SYS INC		2016-08-31	2017-03-20
29 NUTRI SYS INC		2017-03-27	2017-05-05
9 NUTRI SYS INC		2016-08-08	2017-09-06
2 O'REILLY AUTOMOTIVE INC		2016-08-31	2017-02-01
1 O'REILLY AUTOMOTIVE INC		2016-08-31	2017-02-02

Form 990PF Part IV - Capital Gains and Losses for Tax on Investment Income - Columns e - h

(e) Gross sales price	(f) Depreciation allowed (or allowable)	(g) Cost or other basis plus expense of sale	(h) Gain or (loss) (e) plus (f) minus (g)
378		92	286
755		655	100
1,741		412	1,329
944		228	716
571		135	436
3,097		1,702	1,395
1,413		1,337	76
475		236	239
517		557	-40
257		278	-21

Form 990PF Part IV - Capital Gains and Losses for Tax on Investment Income - Columns i - l

Complete only for assets showing gain in column (h) and owned by the foundation on 12/31/69			(I) Gains (Col (h) gain minus col (k), but not less than -0-) or Losses (from col (h))
(i) F M V as of 12/31/69	(j) Adjusted basis as of 12/31/69	(k) Excess of col (i) over col (j), if any	
			286
			100
			1,329
			716
			436
			1,395
			76
			239
			-40
			-21

Form 990PF Part IV - Capital Gains and Losses for Tax on Investment Income - Columns a - d			
List and describe the kind(s) of property sold (e g , real estate, (a) 2-story brick warehouse, or common stock, 200 shs MLC Co)	(b) How acquired P—Purchase D—Donation	(c) Date acquired (mo , day, yr)	(d) Date sold (mo , day, yr)
1 O'REILLY AUTOMOTIVE INC		2016-08-31	2017-02-13
8 O'REILLY AUTOMOTIVE INC		2017-03-16	2017-04-28
3 O'REILLY AUTOMOTIVE INC		2017-03-16	2017-07-05
1 O'REILLY AUTOMOTIVE INC		2016-05-16	2017-07-05
3 O'REILLY AUTOMOTIVE INC		2017-03-27	2017-07-05
7 O'REILLY AUTOMOTIVE INC		2016-05-16	2017-07-05
7 O'REILLY AUTOMOTIVE INC		2016-05-16	2017-07-07
2 00006 O'REILLY AUTOMOTIVE INC		2016-05-16	2017-07-10
1 99994 O'REILLY AUTOMOTIVE INC		2016-05-16	2017-07-10
4 O'REILLY AUTOMOTIVE INC		2016-05-16	2017-07-10

Form 990PF Part IV - Capital Gains and Losses for Tax on Investment Income - Columns e - h

(e) Gross sales price	Depreciation allowed (f) (or allowable)	Cost or other basis (g) plus expense of sale	Gain or (loss) (h) (e) plus (f) minus (g)
270		278	-8
1,984		2,189	-205
523		813	-290
176		260	-84
528		809	-281
1,251		1,820	-569
1,223		1,820	-597
343		520	-177
343		520	-177
694		1,040	-346

Form 990PF Part IV - Capital Gains and Losses for Tax on Investment Income - Columns i - l

Complete only for assets showing gain in column (h) and owned by the foundation on 12/31/69			(l) Gains (Col (h) gain minus col (k), but not less than -0-) or Losses (from col (h))
(i) F M V as of 12/31/69	Adjusted basis (j) as of 12/31/69	Excess of col (i) (k) over col (j), if any	
			-8
			-205
			-290
			-84
			-281
			-569
			-597
			-177
			-177
			-346

Form 990PF Part IV - Capital Gains and Losses for Tax on Investment Income - Columns a - d			
List and describe the kind(s) of property sold (e g , real estate, (a) 2-story brick warehouse, or common stock, 200 shs MLC Co)	(b) How acquired P—Purchase D—Donation	(c) Date acquired (mo , day, yr)	(d) Date sold (mo , day, yr)
11 PNC FINANCIAL SERVICES GROUP		2017-03-27	2017-11-06
10 PNC FINANCIAL SERVICES GROUP		2016-08-30	2017-11-06
4 PALO ALTO NETWORKS INC		2016-10-17	2017-03-01
2 PALO ALTO NETWORKS INC		2016-08-23	2017-03-01
6 PALO ALTO NETWORKS INC		2016-08-31	2017-03-13
5 PALO ALTO NETWORKS INC		2016-08-31	2017-03-20
4 PALO ALTO NETWORKS INC		2016-09-18	2017-04-19
4 PALO ALTO NETWORKS INC		2016-05-16	2017-04-19
7 PALO ALTO NETWORKS INC		2016-05-16	2017-04-25
3 PALO ALTO NETWORKS INC		2016-05-16	2017-05-02

Form 990PF Part IV - Capital Gains and Losses for Tax on Investment Income - Columns e - h

(e) Gross sales price	Depreciation allowed (f) (or allowable)	Cost or other basis (g) plus expense of sale	Gain or (loss) (h) (e) plus (f) minus (g)
1,522		1,289	233
1,384		887	497
464		564	-100
232		281	-49
705		799	-94
575		663	-88
437		537	-100
435		529	-94
773		925	-152
327		396	-69

Form 990PF Part IV - Capital Gains and Losses for Tax on Investment Income - Columns i - l

Complete only for assets showing gain in column (h) and owned by the foundation on 12/31/69			(I) Gains (Col (h) gain minus col (k), but not less than -0-) or Losses (from col (h))
(i) F M V as of 12/31/69	Adjusted basis (j) as of 12/31/69	Excess of col (i) (k) over col (j), if any	
			233
			497
			-100
			-49
			-94
			-88
			-100
			-94
			-152
			-69

Form 990PF Part IV - Capital Gains and Losses for Tax on Investment Income - Columns a - d

List and describe the kind(s) of property sold (e g , real estate, (a) 2-story brick warehouse, or common stock, 200 shs MLC Co)	(b) How acquired P—Purchase D—Donation	(c) Date acquired (mo , day, yr)	(d) Date sold (mo , day, yr)
4 PALO ALTO NETWORKS INC		2016-08-05	2017-05-02
4 PARK HOTELS & RESORTS INC-WI		2016-12-21	2017-01-10
6749 PARK HOTELS & RESORTS INC-WI		2016-12-21	2017-03-14
27 PARK HOTELS & RESORTS INC-WI		2017-07-17	2017-09-21
41 PARK HOTELS & RESORTS INC-WI		2016-08-31	2017-10-17
22 PARK HOTELS & RESORTS INC-WI		2017-07-17	2017-10-17
7 PARKER HANNIFIN CORP		2017-05-01	2017-08-23
7 PAYPAL HOLDINGS INC		2017-08-16	2017-08-23
27 PHARMERICA CORP		2017-03-27	2017-09-06
255 PHARMERICA CORP		2016-08-31	2017-09-06

Form 990PF Part IV - Capital Gains and Losses for Tax on Investment Income - Columns e - h

(e) Gross sales price	(f) Depreciation allowed (or allowable)	(g) Cost or other basis plus expense of sale	(h) Gain or (loss) (e) plus (f) minus (g)
437		527	-90
12		12	
17		20	-3
737		768	-31
1,171		980	191
628		599	29
1,108		1,127	-19
419		419	
785		638	147
7,418		6,050	1,368

Form 990PF Part IV - Capital Gains and Losses for Tax on Investment Income - Columns i - l

Complete only for assets showing gain in column (h) and owned by the foundation on 12/31/69			(l) Gains (Col (h) gain minus col (k), but not less than -0-) or Losses (from col (h))
(i) F M V as of 12/31/69	(j) Adjusted basis as of 12/31/69	(k) Excess of col (i) over col (j), if any	
			-90
			-3
			-31
			191
			29
			-19
			147
			1,368

Form 990PF Part IV - Capital Gains and Losses for Tax on Investment Income - Columns a - d			
List and describe the kind(s) of property sold (e g , real estate, (a) 2-story brick warehouse, or common stock, 200 shs MLC Co)	(b) How acquired P—Purchase D—Donation	(c) Date acquired (mo , day, yr)	(d) Date sold (mo , day, yr)
1 THE PRICELINE GROUP INC		2017-03-27	2017-08-23
1 THE PRICELINE GROUP INC		2017-02-16	2017-11-07
1 THE PRICELINE GROUP INC		2016-08-31	2017-12-08
14 PROLOGIS INC		2016-08-08	2017-03-06
50 PRUDENTIAL PLC - ADR		2016-05-18	2017-11-03
28 PRUDENTIAL PLC - ADR		2017-03-27	2017-11-03
6 PUBLIC STORAGE INC COM		2016-03-15	2017-07-17
5 PUBLIC STORAGE INC COM		2016-03-15	2017-11-02
42 QUALCOMM INC		2016-10-27	2017-01-26
38 QUALCOMM INC		2016-09-16	2017-01-27

Form 990PF Part IV - Capital Gains and Losses for Tax on Investment Income - Columns e - h

(e) Gross sales price	Depreciation allowed (f) (or allowable)	Cost or other basis (g) plus expense of sale	Gain or (loss) (h) (e) plus (f) minus (g)
1,815		1,756	59
1,683		1,645	38
1,732		1,417	315
709		756	-47
2,440		1,902	538
1,366		1,205	161
1,251		1,577	-326
1,045		1,313	-268
2,260		2,699	-439
2,070		2,373	-303

Form 990PF Part IV - Capital Gains and Losses for Tax on Investment Income - Columns i - l

Complete only for assets showing gain in column (h) and owned by the foundation on 12/31/69			(I) Gains (Col (h) gain minus col (k), but not less than -0-) or Losses (from col (h))
(i) F M V as of 12/31/69	Adjusted basis (j) as of 12/31/69	Excess of col (i) (k) over col (j), if any	
			59
			38
			315
			-47
			538
			161
			-326
			-268
			-439
			-303

Form 990PF Part IV - Capital Gains and Losses for Tax on Investment Income - Columns a - d			
List and describe the kind(s) of property sold (e g , real estate, (a) 2-story brick warehouse, or common stock, 200 shs MLC Co)	(b) How acquired P—Purchase D—Donation	(c) Date acquired (mo , day, yr)	(d) Date sold (mo , day, yr)
8 QUALCOMM INC		2016-09-14	2017-02-03
7 QUALCOMM INC		2016-09-14	2017-02-06
6 QUALCOMM INC		2016-07-26	2017-04-20
9 QUALCOMM INC		2016-09-14	2017-04-20
9 QUALCOMM INC		2016-07-21	2017-04-25
7 QUALCOMM INC		2017-05-22	2017-08-23
12 QUALCOMM INC		2016-08-17	2017-08-23
18 QUALCOMM INC		2017-05-22	2017-08-23
8 QUALCOMM INC		2017-05-22	2017-08-23
1 QUALCOMM INC		2017-05-22	2017-10-31

Form 990PF Part IV - Capital Gains and Losses for Tax on Investment Income - Columns e - h

(e) Gross sales price	(f) Depreciation allowed (or allowable)	(g) Cost or other basis plus expense of sale	(h) Gain or (loss) (e) plus (f) minus (g)
424		493	-69
371		432	-61
313		367	-54
470		546	-76
478		574	-96
364		410	-46
625		790	-165
939		1,053	-114
417		468	-51
51		58	-7

Form 990PF Part IV - Capital Gains and Losses for Tax on Investment Income - Columns i - l

Complete only for assets showing gain in column (h) and owned by the foundation on 12/31/69			(l) Gains (Col (h) gain minus col (k), but not less than -0-) or Losses (from col (h))
(i) F M V as of 12/31/69	(j) Adjusted basis as of 12/31/69	(k) Excess of col (i) over col (j), if any	
			-69
			-61
			-54
			-76
			-96
			-46
			-165
			-114
			-51
			-7

Form 990PF Part IV - Capital Gains and Losses for Tax on Investment Income - Columns a - d			
List and describe the kind(s) of property sold (e g , real estate, (a) 2-story brick warehouse, or common stock, 200 shs MLC Co)	(b) How acquired P—Purchase D—Donation	(c) Date acquired (mo , day, yr)	(d) Date sold (mo , day, yr)
22 QUALCOMM INC		2016-06-15	2017-10-31
23 QUALCOMM INC		2016-06-27	2017-10-31
324 891 BOSTON P LNG/SHRT RES-INS #7015		2016-05-03	2017-06-01
179 RPX CORP		2016-08-08	2017-09-06
55 RPX CORP		2017-03-27	2017-09-06
111 RED ELECTRICA COR-UNSPON ADR		2016-05-18	2017-11-03
5 RED HAT INC		2016-08-31	2017-03-02
5 RED HAT INC		2016-08-31	2017-03-03
3 RED HAT INC		2016-08-31	2017-03-06
3 RED HAT INC		2016-08-31	2017-03-07

Form 990PF Part IV - Capital Gains and Losses for Tax on Investment Income - Columns e - h

(e) Gross sales price	Depreciation allowed (f) (or allowable)	Cost or other basis (g) plus expense of sale	Gain or (loss) (h) (e) plus (f) minus (g)
1,119		1,157	-38
1,155		1,161	-6
5,185		4,802	383
2,318		1,916	402
712		659	53
1,165		1,188	-23
411		365	46
409		365	44
246		219	27
247		219	28

Form 990PF Part IV - Capital Gains and Losses for Tax on Investment Income - Columns i - l

Complete only for assets showing gain in column (h) and owned by the foundation on 12/31/69			(I) Gains (Col (h) gain minus col (k), but not less than -0-) or Losses (from col (h))
(i) F M V as of 12/31/69	Adjusted basis (j) as of 12/31/69	Excess of col (i) (k) over col (j), if any	
			-38
			-6
			383
			402
			53
			-23
			46
			44
			27
			28

Form 990PF Part IV - Capital Gains and Losses for Tax on Investment Income - Columns a - d			
List and describe the kind(s) of property sold (e g , real estate, (a) 2-story brick warehouse, or common stock, 200 shs MLC Co)	(b) How acquired P—Purchase D—Donation	(c) Date acquired (mo , day, yr)	(d) Date sold (mo , day, yr)
2 RED HAT INC		2016-08-31	2017-03-07
5 RED HAT INC		2017-03-27	2017-08-23
3 RED HAT INC		2016-05-16	2017-08-23
5 RED HAT INC		2016-05-16	2017-09-22
55 REGENCY CENTERS CORP		2016-08-08	2017-03-09
5 REGENERON PHARMACEUTICALS INC		2016-10-10	2017-01-06
3 REGENERON PHARMACEUTICALS INC		2016-08-31	2017-01-09
2 REGENERON PHARMACEUTICALS INC		2016-05-16	2017-01-09
2 REGENERON PHARMACEUTICALS INC		2016-05-16	2017-01-24
2 REGENERON PHARMACEUTICALS INC		2016-05-16	2017-01-25

Form 990PF Part IV - Capital Gains and Losses for Tax on Investment Income - Columns e - h

(e) Gross sales price	(f) Depreciation allowed (or allowable)	(g) Cost or other basis plus expense of sale	(h) Gain or (loss) (e) plus (f) minus (g)
164		145	19
519		413	106
311		217	94
530		362	168
35		45	-10
1,780		2,003	-223
1,054		1,162	-108
704		770	-66
695		770	-75
691		770	-79

Form 990PF Part IV - Capital Gains and Losses for Tax on Investment Income - Columns i - l

Complete only for assets showing gain in column (h) and owned by the foundation on 12/31/69			(l) Gains (Col (h) gain minus col (k), but not less than -0-) or Losses (from col (h))
(i) F M V as of 12/31/69	(j) Adjusted basis as of 12/31/69	(k) Excess of col (i) over col (j), if any	
			19
			106
			94
			168
			-10
			-223
			-108
			-66
			-75
			-79

Form 990PF Part IV - Capital Gains and Losses for Tax on Investment Income - Columns a - d			
List and describe the kind(s) of property sold (e g , real estate, (a) 2-story brick warehouse, or common stock, 200 shs MLC Co)	(b) How acquired P—Purchase D—Donation	(c) Date acquired (mo , day, yr)	(d) Date sold (mo , day, yr)
2 REGENERON PHARMACEUTICALS INC		2016-05-16	2017-01-26
1 REGENERON PHARMACEUTICALS INC		2017-06-21	2017-08-23
2 REGENERON PHARMACEUTICALS INC		2017-06-21	2017-11-01
1 REGENERON PHARMACEUTICALS INC		2017-05-26	2017-11-02
1 REGENERON PHARMACEUTICALS INC		2017-05-26	2017-11-21
1 REGENERON PHARMACEUTICALS INC		2016-06-04	2017-11-21
2 REGENERON PHARMACEUTICALS INC		2016-06-05	2017-11-28
2 REGENERON PHARMACEUTICALS INC		2017-03-07	2017-11-29
1 REGENERON PHARMACEUTICALS INC		2016-06-05	2017-11-29
49 RELX PLC ADR		2016-05-18	2017-11-03

Form 990PF Part IV - Capital Gains and Losses for Tax on Investment Income - Columns e - h

(e) Gross sales price	Depreciation allowed (f) (or allowable)	Cost or other basis (g) plus expense of sale	Gain or (loss) (h) (e) plus (f) minus (g)
692		770	-78
478		522	-44
793		1,038	-245
398		589	-191
385		588	-203
385		408	-23
729		814	-85
732		754	-22
366		406	-40
1,132		884	248

Form 990PF Part IV - Capital Gains and Losses for Tax on Investment Income - Columns i - l

Complete only for assets showing gain in column (h) and owned by the foundation on 12/31/69			(I) Gains (Col (h) gain minus col (k), but not less than -0-) or Losses (from col (h))
(i) F M V as of 12/31/69	Adjusted basis (j) as of 12/31/69	Excess of col (i) (k) over col (j), if any	
			-78
			-44
			-245
			-191
			-203
			-23
			-85
			-22
			-40
			248

Form 990PF Part IV - Capital Gains and Losses for Tax on Investment Income - Columns a - d			
List and describe the kind(s) of property sold (e g , real estate, (a) 2-story brick warehouse, or common stock, 200 shs MLC Co)	(b) How acquired P—Purchase D—Donation	(c) Date acquired (mo , day, yr)	(d) Date sold (mo , day, yr)
56 RELX PLC ADR		2017-03-27	2017-11-03
2 ROBERT HALF INTL INC		2016-08-31	2017-08-09
27 ROBERT HALF INTL INC		2016-07-20	2017-08-09
25 ROCHE HOLDINGS LTD - ADR		2017-03-27	2017-11-06
42 ROCHE HOLDINGS LTD - ADR		2016-05-13	2017-11-06
7841 54 T ROWE PRICE INST FLOAT RATE #170		2016-08-29	2017-12-14
46 ROYAL DUTCH SHELL PLC ADR		2017-01-24	2017-11-03
54 RYANAIR HOLDINGS PLC-SP ADR		2016-05-18	2017-03-16
11 RYANAIR HOLDINGS PLC-SP ADR		2016-05-18	2017-11-03
51 RYOHIN KEIKAKU CO-UNSP ADR		2016-05-18	2017-11-03

Form 990PF Part IV - Capital Gains and Losses for Tax on Investment Income - Columns e - h

(e) Gross sales price	Depreciation allowed (f) (or allowable)	Cost or other basis (g) plus expense of sale	Gain or (loss) (h) (e) plus (f) minus (g)
1,294		1,113	181
88		77	11
1,184		1,076	108
727		806	-79
1,221		1,312	-91
78,572		78,000	572
2,948		2,548	400
4,500		4,279	221
1,240		872	368
3,034		2,329	705

Form 990PF Part IV - Capital Gains and Losses for Tax on Investment Income - Columns i - l

Complete only for assets showing gain in column (h) and owned by the foundation on 12/31/69			(l) Gains (Col (h) gain minus col (k), but not less than -0-) or Losses (from col (h))
(i) F M V as of 12/31/69	Adjusted basis (j) as of 12/31/69	Excess of col (i) (k) over col (j), if any	
			181
			11
			108
			-79
			-91
			572
			400
			221
			368
			705

Form 990PF Part IV - Capital Gains and Losses for Tax on Investment Income - Columns a - d			
List and describe the kind(s) of property sold (e g , real estate, (a) 2-story brick warehouse, or common stock, 200 shs MLC Co)	(b) How acquired P—Purchase D—Donation	(c) Date acquired (mo , day, yr)	(d) Date sold (mo , day, yr)
4 S&P GLOBAL INC		2016-08-31	2017-03-20
4 S&P GLOBAL INC		2016-08-31	2017-03-21
4 S&P GLOBAL INC		2017-01-06	2017-03-22
4 S&P GLOBAL INC		2017-01-06	2017-03-23
2 S&P GLOBAL INC		2016-06-15	2017-03-24
2 S&P GLOBAL INC		2016-06-15	2017-03-24
5 S&P GLOBAL INC		2017-03-27	2017-04-03
5 S&P GLOBAL INC		2016-05-16	2017-04-04
5 S&P GLOBAL INC		2016-05-16	2017-04-05
6 S&P GLOBAL INC		2016-08-31	2017-04-06

Form 990PF Part IV - Capital Gains and Losses for Tax on Investment Income - Columns e - h

(e) Gross sales price	Depreciation allowed (f) (or allowable)	Cost or other basis (g) plus expense of sale	Gain or (loss) (h) (e) plus (f) minus (g)
520		497	23
518		497	21
513		461	52
519		445	74
261		215	46
259		215	44
646		554	92
641		529	112
652		529	123
781		727	54

Form 990PF Part IV - Capital Gains and Losses for Tax on Investment Income - Columns i - l

Complete only for assets showing gain in column (h) and owned by the foundation on 12/31/69			(l) Gains (Col (h) gain minus col (k), but not less than -0-) or Losses (from col (h))
(i) F M V as of 12/31/69	Adjusted basis (j) as of 12/31/69	Excess of col (i) (k) over col (j), if any	
			23
			21
			52
			74
			46
			44
			92
			112
			123
			54

Form 990PF Part IV - Capital Gains and Losses for Tax on Investment Income - Columns a - d			
List and describe the kind(s) of property sold (e g , real estate, (a) 2-story brick warehouse, or common stock, 200 shs MLC Co)	(b) How acquired P—Purchase D—Donation	(c) Date acquired (mo , day, yr)	(d) Date sold (mo , day, yr)
4 S&P GLOBAL INC		2016-05-16	2017-04-07
10 SBA COMMUNICATIONS CORP		2016-08-31	2017-10-26
9 SL GREEN REALTY CORP COM		2016-08-08	2017-01-25
21 SL GREEN REALTY CORP COM		2016-08-31	2017-02-09
21 SALESFORCE COM INC		2016-08-31	2017-01-04
20 SALESFORCE COM INC		2017-05-30	2017-08-23
69 SAMPO OYJ-A SHS-UNSP ADR		2016-05-18	2017-11-03
46 SAMPO OYJ-A SHS-UNSP ADR		2017-03-27	2017-11-03
3 SANDERSON FARMS INC		2017-03-27	2017-07-05
15 SANDERSON FARMS INC		2017-03-27	2017-08-14

Form 990PF Part IV - Capital Gains and Losses for Tax on Investment Income - Columns e - h

(e) Gross sales price	Depreciation allowed (f) (or allowable)	Cost or other basis (g) plus expense of sale	Gain or (loss) (h) (e) plus (f) minus (g)
521		423	98
1,466		1,135	331
975		1,061	-86
2,276		2,444	-168
1,506		1,689	-183
1,864		1,819	45
1,787		1,517	270
1,191		1,104	87
345		308	37
2,115		1,364	751

Form 990PF Part IV - Capital Gains and Losses for Tax on Investment Income - Columns i - l

Complete only for assets showing gain in column (h) and owned by the foundation on 12/31/69			(I) Gains (Col (h) gain minus col (k), but not less than -0-) or Losses (from col (h))
(i) F M V as of 12/31/69	Adjusted basis (j) as of 12/31/69	Excess of col (i) (k) over col (j), if any	
			98
			331
			-86
			-168
			-183
			45
			270
			87
			37
			751

Form 990PF Part IV - Capital Gains and Losses for Tax on Investment Income - Columns a - d			
List and describe the kind(s) of property sold (e g , real estate, (a) 2-story brick warehouse, or common stock, 200 shs MLC Co)	(b) How acquired P—Purchase D—Donation	(c) Date acquired (mo , day, yr)	(d) Date sold (mo , day, yr)
22 SANMINA CORP		2016-08-31	2017-02-01
29 SAP SE		2017-10-19	2017-11-03
14 SAUL CTRS INC COM		2016-08-08	2017-12-12
11 SAUL CTRS INC COM		2016-08-31	2017-12-18
12 SCHLUMBERGER LTD		2017-01-19	2017-03-10
2 99984 SCHLUMBERGER LTD		2017-01-18	2017-03-13
10 00016 SCHLUMBERGER LTD		2017-01-19	2017-03-13
14 SCHLUMBERGER LTD		2016-08-31	2017-11-06
15 SCHLUMBERGER LTD		2017-02-05	2017-11-06
501 SELECT MEDICAL HOLDINGS CORPORATION		2016-08-31	2017-02-01

Form 990PF Part IV - Capital Gains and Losses for Tax on Investment Income - Columns e - h

(e) Gross sales price	Depreciation allowed (f) (or allowable)	Cost or other basis (g) plus expense of sale	Gain or (loss) (h) (e) plus (f) minus (g)
864		584	280
3,331		3,143	188
870		918	-48
699		733	-34
943		1,047	-104
235		261	-26
783		871	-88
921		1,181	-260
987		1,277	-290
6,155		5,942	213

Form 990PF Part IV - Capital Gains and Losses for Tax on Investment Income - Columns i - l

Complete only for assets showing gain in column (h) and owned by the foundation on 12/31/69			(I) Gains (Col (h) gain minus col (k), but not less than -0-) or Losses (from col (h))
(i) F M V as of 12/31/69	Adjusted basis (j) as of 12/31/69	Excess of col (i) (k) over col (j), if any	
			280
			188
			-48
			-34
			-104
			-26
			-88
			-260
			-290
			213

Form 990PF Part IV - Capital Gains and Losses for Tax on Investment Income - Columns a - d

List and describe the kind(s) of property sold (e g , real estate, (a) 2-story brick warehouse, or common stock, 200 shs MLC Co)	(b) How acquired P—Purchase D—Donation	(c) Date acquired (mo , day, yr)	(d) Date sold (mo , day, yr)
41 SENIOR HOUSING PROP TRUST		2016-08-31	2017-01-25
68 SENIOR HOUSING PROP TRUST		2016-10-05	2017-03-06
174 SENIOR HOUSING PROP TRUST		2016-10-25	2017-11-16
366 SEVEN & I HOLDINGS CO , LTD ADR		2017-03-27	2017-07-18
550 SEVEN & I HOLDINGS CO , LTD ADR		2016-05-18	2017-07-18
7 SHIRE PLC ADR		2016-06-07	2017-01-18
6 SHIRE PLC ADR		2016-08-31	2017-02-13
4 SHIRE PLC ADR		2016-08-31	2017-05-18
4 SHIRE PLC ADR		2016-08-31	2017-05-18
4 SHIRE PLC ADR		2017-03-27	2017-05-18

Form 990PF Part IV - Capital Gains and Losses for Tax on Investment Income - Columns e - h

(e) Gross sales price	Depreciation allowed (f) (or allowable)	Cost or other basis (g) plus expense of sale	Gain or (loss) (h) (e) plus (f) minus (g)
781		887	-106
1,366		1,438	-72
3,361		3,477	-116
7,247		7,644	-397
10,891		11,897	-1,006
1,167		1,349	-182
1,027		1,130	-103
754		753	1
756		753	3
756		723	33

Form 990PF Part IV - Capital Gains and Losses for Tax on Investment Income - Columns i - l

Complete only for assets showing gain in column (h) and owned by the foundation on 12/31/69			(l) Gains (Col (h) gain minus col (k), but not less than -0-) or Losses (from col (h))
(i) F M V as of 12/31/69	Adjusted basis (j) as of 12/31/69	Excess of col (i) (k) over col (j), if any	
			-106
			-72
			-116
			-397
			-1,006
			-182
			-103
			1
			3
			33

Form 990PF Part IV - Capital Gains and Losses for Tax on Investment Income - Columns a - d			
List and describe the kind(s) of property sold (e g , real estate, (a) 2-story brick warehouse, or common stock, 200 shs MLC Co)	(b) How acquired P—Purchase D—Donation	(c) Date acquired (mo , day, yr)	(d) Date sold (mo , day, yr)
4 SHIRE PLC ADR		2016-05-16	2017-05-19
1 SHIRE PLC ADR		2017-03-27	2017-05-19
3 SHIRE PLC ADR		2016-05-16	2017-05-22
6 SHIRE PLC ADR		2016-05-16	2017-05-30
5 SHIRE PLC ADR		2016-05-16	2017-08-04
2 SHIRE PLC ADR		2016-05-16	2017-08-14
3 SHIRE PLC ADR		2016-05-16	2017-08-14
2 SHIRE PLC ADR		2016-05-16	2017-08-16
2 SHIRE PLC ADR		2016-05-16	2017-08-16
4 SHIRE PLC ADR		2016-05-16	2017-08-18

Form 990PF Part IV - Capital Gains and Losses for Tax on Investment Income - Columns e - h

(e) Gross sales price	(f) Depreciation allowed (or allowable)	(g) Cost or other basis plus expense of sale	(h) Gain or (loss) (e) plus (f) minus (g)
754		701	53
188		178	10
566		526	40
1,046		1,052	-6
785		876	-91
296		351	-55
443		526	-83
298		351	-53
296		351	-55
579		701	-122

Form 990PF Part IV - Capital Gains and Losses for Tax on Investment Income - Columns i - l

Complete only for assets showing gain in column (h) and owned by the foundation on 12/31/69			(l) Gains (Col (h) gain minus col (k), but not less than -0-) or Losses (from col (h))
(i) F M V as of 12/31/69	(j) Adjusted basis as of 12/31/69	(k) Excess of col (i) over col (j), if any	
			53
			10
			40
			-6
			-91
			-55
			-83
			-53
			-55
			-122

Form 990PF Part IV - Capital Gains and Losses for Tax on Investment Income - Columns a - d			
List and describe the kind(s) of property sold (e g , real estate, (a) 2-story brick warehouse, or common stock, 200 shs MLC Co)	(b) How acquired P—Purchase D—Donation	(c) Date acquired (mo , day, yr)	(d) Date sold (mo , day, yr)
4 SHIRE PLC ADR		2016-06-14	2017-08-18
1 SHIRE PLC ADR		2017-01-25	2017-11-03
16 SHIRE PLC ADR		2016-08-31	2017-11-03
14 SIMON PROPERTY GROUP INC		2016-08-08	2017-02-09
9 SIMON PROPERTY GROUP INC		2016-08-08	2017-08-10
5 SIMON PROPERTY GROUP INC		2016-08-08	2017-09-21
22 SKECHERS U S A INC		2016-03-14	2017-09-06
57 SKYWEST INC		2017-03-27	2017-08-14
206 SKYWEST INC		2016-08-08	2017-08-14
39 SOFTBANK GROUP CORP-UNSPON ADR		2017-03-27	2017-06-13

Form 990PF Part IV - Capital Gains and Losses for Tax on Investment Income - Columns e - h

(e) Gross sales price	Depreciation allowed (f) (or allowable)	Cost or other basis (g) plus expense of sale	Gain or (loss) (h) (e) plus (f) minus (g)
580		685	-105
146		192	-46
2,339		3,032	-693
2,542		3,098	-556
1,458		1,992	-534
798		1,107	-309
580		708	-128
2,100		1,784	316
7,591		4,947	2,644
1,613		1,393	220

Form 990PF Part IV - Capital Gains and Losses for Tax on Investment Income - Columns i - l

Complete only for assets showing gain in column (h) and owned by the foundation on 12/31/69			(I) Gains (Col (h) gain minus col (k), but not less than -0-) or Losses (from col (h))
(i) F M V as of 12/31/69	Adjusted basis (j) as of 12/31/69	Excess of col (i) (k) over col (j), if any	
			-105
			-46
			-693
			-556
			-534
			-309
			-128
			316
			2,644
			220

Form 990PF Part IV - Capital Gains and Losses for Tax on Investment Income - Columns a - d			
List and describe the kind(s) of property sold (e g , real estate, (a) 2-story brick warehouse, or common stock, 200 shs MLC Co)	(b) How acquired P—Purchase D—Donation	(c) Date acquired (mo , day, yr)	(d) Date sold (mo , day, yr)
144 SOFTBANK GROUP CORP-UNSPON ADR		2016-05-18	2017-06-13
427 SOFTBANK GROUP CORP-UNSPON ADR		2016-05-18	2017-08-01
54 SONY CORPORATION - ADR		2016-05-18	2017-08-24
8 SONY CORPORATION - ADR		2016-08-31	2017-08-24
35 SONY CORPORATION - ADR		2016-05-18	2017-11-03
49 SPIRIT AEROSYTSEMS HOLD-CL A		2016-10-03	2017-10-12
25 SPIRIT AEROSYTSEMS HOLD-CL A		2016-10-03	2017-11-06
131 SPIRIT RLTY CAP INC NEW		2016-08-08	2017-10-17
84 SPIRIT RLTY CAP INC NEW		2016-08-31	2017-11-16
7 SPLUNK INC		2017-03-27	2017-05-24

Form 990PF Part IV - Capital Gains and Losses for Tax on Investment Income - Columns e - h

(e) Gross sales price	(f) Depreciation allowed (or allowable)	(g) Cost or other basis plus expense of sale	(h) Gain or (loss) (e) plus (f) minus (g)
5,955		3,951	2,004
17,014		11,717	5,297
2,070		1,447	623
307		258	49
1,570		938	632
3,881		2,216	1,665
2,066		1,130	936
1,119		1,728	-609
713		1,088	-375
460		426	34

Form 990PF Part IV - Capital Gains and Losses for Tax on Investment Income - Columns i - l

Complete only for assets showing gain in column (h) and owned by the foundation on 12/31/69			(I) Gains (Col (h) gain minus col (k), but not less than -0-) or Losses (from col (h))
(i) F M V as of 12/31/69	(j) Adjusted basis as of 12/31/69	(k) Excess of col (i) over col (j), if any	
			2,004
			5,297
			623
			49
			632
			1,665
			936
			-609
			-375
			34

Form 990PF Part IV - Capital Gains and Losses for Tax on Investment Income - Columns a - d			
List and describe the kind(s) of property sold (e g , real estate, (a) 2-story brick warehouse, or common stock, 200 shs MLC Co)	(b) How acquired P—Purchase D—Donation	(c) Date acquired (mo , day, yr)	(d) Date sold (mo , day, yr)
7 SPLUNK INC		2016-08-31	2017-05-24
3 SPLUNK INC		2016-08-31	2017-05-25
4 SPLUNK INC		2016-08-31	2017-05-25
5 SPLUNK INC		2016-08-31	2017-05-25
8 SPLUNK INC		2016-05-16	2017-08-23
1 SPLUNK INC		2016-08-31	2017-08-23
46 STAG INDUSTRIAL INC		2016-08-31	2017-01-23
37 STAG INDUSTRIAL INC		2016-08-03	2017-01-25
52 STAG INDUSTRIAL INC		2016-08-08	2017-02-17
17 STARBUCKS CORP COM		2016-12-15	2017-02-01

Form 990PF Part IV - Capital Gains and Losses for Tax on Investment Income - Columns e - h

(e) Gross sales price	Depreciation allowed (f) (or allowable)	Cost or other basis (g) plus expense of sale	Gain or (loss) (h) (e) plus (f) minus (g)
461		412	49
200		177	23
266		236	30
333		295	38
481		377	104
60		59	1
1,113		1,120	-7
895		899	-4
1,245		1,253	-8
924		994	-70

Form 990PF Part IV - Capital Gains and Losses for Tax on Investment Income - Columns i - l

Complete only for assets showing gain in column (h) and owned by the foundation on 12/31/69			(I) Gains (Col (h) gain minus col (k), but not less than -0-) or Losses (from col (h))
(i) F M V as of 12/31/69	Adjusted basis (j) as of 12/31/69	Excess of col (i) (k) over col (j), if any	
			49
			23
			30
			38
			104
			1
			-7
			-4
			-8
			-70

Form 990PF Part IV - Capital Gains and Losses for Tax on Investment Income - Columns a - d

List and describe the kind(s) of property sold (e g , real estate, (a) 2-story brick warehouse, or common stock, 200 shs MLC Co)	(b) How acquired P—Purchase D—Donation	(c) Date acquired (mo , day, yr)	(d) Date sold (mo , day, yr)
13 STARBUCKS CORP COM		2016-08-31	2017-02-02
17 STARBUCKS CORP COM		2016-08-31	2017-02-08
17 STARBUCKS CORP COM		2016-08-31	2017-02-09
12 STARBUCKS CORP COM		2016-05-16	2017-03-06
12 STARBUCKS CORP COM		2016-05-16	2017-03-07
8 STARBUCKS CORP COM		2016-05-16	2017-03-08
8 STARBUCKS CORP COM		2016-05-16	2017-03-08
13 STARBUCKS CORP COM		2016-05-16	2017-03-09
14 STARBUCKS CORP COM		2016-05-16	2017-03-10
13 STARBUCKS CORP COM		2016-05-16	2017-03-13

Form 990PF Part IV - Capital Gains and Losses for Tax on Investment Income - Columns e - h

(e) Gross sales price	(f) Depreciation allowed (or allowable)	(g) Cost or other basis plus expense of sale	(h) Gain or (loss) (e) plus (f) minus (g)
705		750	-45
939		955	-16
945		955	-10
680		665	15
676		665	11
448		443	5
447		443	4
713		720	-7
768		776	-8
708		720	-12

Form 990PF Part IV - Capital Gains and Losses for Tax on Investment Income - Columns i - l

Complete only for assets showing gain in column (h) and owned by the foundation on 12/31/69			(l) Gains (Col (h) gain minus col (k), but not less than -0-) or Losses (from col (h))
(i) F M V as of 12/31/69	(j) Adjusted basis as of 12/31/69	(k) Excess of col (i) over col (j), if any	
			-45
			-16
			-10
			15
			11
			5
			4
			-7
			-8
			-12

Form 990PF Part IV - Capital Gains and Losses for Tax on Investment Income - Columns a - d			
List and describe the kind(s) of property sold (e g , real estate, (a) 2-story brick warehouse, or common stock, 200 shs MLC Co)	(b) How acquired P—Purchase D—Donation	(c) Date acquired (mo , day, yr)	(d) Date sold (mo , day, yr)
58 STATOIL ASA ADR		2016-11-04	2017-11-03
31 STORE CAPITAL CORP		2016-08-31	2017-11-16
155 SUMITOMO TRUST AND BANKING ADR		2016-05-18	2017-11-03
148 SUMITOMO TRUST AND BANKING ADR		2017-03-27	2017-11-03
63 SUNCOR ENERGY INC NEW F		2017-03-27	2017-11-03
101 SUNCOR ENERGY INC NEW F		2016-08-30	2017-11-06
76 SUPERNUS PHARMACEUTICALS INC		2017-03-27	2017-05-05
17 SUPERNUS PHARMACEUTICALS INC		2016-08-31	2017-07-05
40 SUPERNUS PHARMACEUTICALS INC		2016-05-06	2017-08-14
7 SUPERNUS PHARMACEUTICALS INC		2016-08-31	2017-08-14

Form 990PF Part IV - Capital Gains and Losses for Tax on Investment Income - Columns e - h

(e) Gross sales price	Depreciation allowed (f) (or allowable)	Cost or other basis (g) plus expense of sale	Gain or (loss) (h) (e) plus (f) minus (g)
1,177		939	238
801		907	-106
1,248		970	278
1,191		1,111	80
2,225		1,906	319
3,559		2,789	770
2,450		1,976	474
733		375	358
1,663		637	1,026
291		154	137

Form 990PF Part IV - Capital Gains and Losses for Tax on Investment Income - Columns i - l

Complete only for assets showing gain in column (h) and owned by the foundation on 12/31/69			(I) Gains (Col (h) gain minus col (k), but not less than -0-) or Losses (from col (h))
(i) F M V as of 12/31/69	Adjusted basis (j) as of 12/31/69	Excess of col (i) (k) over col (j), if any	
			238
			-106
			278
			80
			319
			770
			474
			358
			1,026
			137

Form 990PF Part IV - Capital Gains and Losses for Tax on Investment Income - Columns a - d

List and describe the kind(s) of property sold (e g , real estate, (a) 2-story brick warehouse, or common stock, 200 shs MLC Co)	(b) How acquired P—Purchase D—Donation	(c) Date acquired (mo , day, yr)	(d) Date sold (mo , day, yr)
717 SWEDBANK AB ADR		2016-05-18	2017-07-13
12 TJX COMPANIES INC		2016-08-31	2017-02-08
7 TJX COMPANIES INC		2016-05-16	2017-02-09
12 TJX COMPANIES INC		2016-05-16	2017-02-22
17 TJX COMPANIES INC		2016-05-16	2017-02-23
9 TJX COMPANIES INC		2016-05-16	2017-02-24
9 TJX COMPANIES INC		2016-05-16	2017-02-27
4 TJX COMPANIES INC		1900-01-02	2017-11-06
6 TJX COMPANIES INC		2017-03-27	2017-11-06
19 TANGER FACTORY OUTLET CTR		2016-08-31	2017-01-23

Form 990PF Part IV - Capital Gains and Losses for Tax on Investment Income - Columns e - h

(e) Gross sales price	(f) Depreciation allowed (or allowable)	(g) Cost or other basis plus expense of sale	(h) Gain or (loss) (e) plus (f) minus (g)
18,310		14,777	3,533
904		910	-6
532		518	14
913		887	26
1,322		1,257	65
706		666	40
706		666	40
275		320	-45
413		470	-57
666		770	-104

Form 990PF Part IV - Capital Gains and Losses for Tax on Investment Income - Columns i - l

Complete only for assets showing gain in column (h) and owned by the foundation on 12/31/69			(l) Gains (Col (h) gain minus col (k), but not less than -0-) or Losses (from col (h))
(i) F M V as of 12/31/69	(j) Adjusted basis as of 12/31/69	(k) Excess of col (i) over col (j), if any	
			3,533
			-6
			14
			26
			65
			40
			40
			-45
			-57
			-104

Form 990PF Part IV - Capital Gains and Losses for Tax on Investment Income - Columns a - d			
List and describe the kind(s) of property sold (e g , real estate, (a) 2-story brick warehouse, or common stock, 200 shs MLC Co)	(b) How acquired P—Purchase D—Donation	(c) Date acquired (mo , day, yr)	(d) Date sold (mo , day, yr)
14 TARGET CORP		2016-05-13	2017-11-06
67 TELENOR ASA - ADR		2016-10-21	2017-11-03
4 TESLA, INC		2017-05-04	2017-06-23
3 TESLA, INC		2017-08-03	2017-08-23
3 TESLA, INC		2017-08-04	2017-09-22
2 TESLA, INC		2017-03-27	2017-09-22
423 TEVA PHARMACEUTICAL INDUSTRIES - ADR		2016-08-31	2017-01-13
7 TEXAS INSTRUMENTS INC		2017-03-27	2017-07-05
10 TEXAS INSTRUMENTS INC		2017-01-27	2017-08-23
9 THERMO FISHER SCIENTIFIC INC		2016-08-30	2017-11-06

Form 990PF Part IV - Capital Gains and Losses for Tax on Investment Income - Columns e - h

(e) Gross sales price	Depreciation allowed (f) (or allowable)	Cost or other basis (g) plus expense of sale	Gain or (loss) (h) (e) plus (f) minus (g)
822		1,035	-213
1,418		1,123	295
1,537		1,207	330
1,047		1,035	12
1,074		935	139
710		534	176
14,428		21,771	-7,343
534		561	-27
809		789	20
1,740		1,380	360

Form 990PF Part IV - Capital Gains and Losses for Tax on Investment Income - Columns i - l

Complete only for assets showing gain in column (h) and owned by the foundation on 12/31/69			(I) Gains (Col (h) gain minus col (k), but not less than -0-) or Losses (from col (h))
(i) F M V as of 12/31/69	Adjusted basis (j) as of 12/31/69	Excess of col (i) (k) over col (j), if any	
			-213
			295
			330
			12
			139
			176
			-7,343
			-27
			20
			360

Form 990PF Part IV - Capital Gains and Losses for Tax on Investment Income - Columns a - d

List and describe the kind(s) of property sold (e g , real estate, (a) 2-story brick warehouse, or common stock, 200 shs MLC Co)	(b) How acquired P—Purchase D—Donation	(c) Date acquired (mo , day, yr)	(d) Date sold (mo , day, yr)
7 TIME WARNER INC		2016-08-31	2017-02-16
7 TIME WARNER INC		2017-03-27	2017-04-28
8 TIME WARNER INC		2016-05-16	2017-05-01
10 TIME WARNER INC		2016-05-16	2017-05-04
3 TIME WARNER INC		2016-05-16	2017-08-23
12 TIME WARNER INC		2016-05-16	2017-08-31
11 TIME WARNER INC		2016-05-16	2017-08-31
24 TOKYO ELECTRON LTD-UNSP ADR		2017-03-27	2017-11-03
58 TOTAL S A - ADR		2016-08-30	2017-11-06
14 TOWER INTERNATIONAL INC		2016-03-14	2017-09-06

Form 990PF Part IV - Capital Gains and Losses for Tax on Investment Income - Columns e - h

(e) Gross sales price	(f) Depreciation allowed (or allowable)	(g) Cost or other basis plus expense of sale	(h) Gain or (loss) (e) plus (f) minus (g)
672		553	119
697		608	89
792		583	209
982		729	253
305		219	86
1,212		875	337
1,110		802	308
1,189		632	557
3,264		2,813	451
314		346	-32

Form 990PF Part IV - Capital Gains and Losses for Tax on Investment Income - Columns i - l

Complete only for assets showing gain in column (h) and owned by the foundation on 12/31/69			(l) Gains (Col (h) gain minus col (k), but not less than -0-) or Losses (from col (h))
(i) F M V as of 12/31/69	(j) Adjusted basis as of 12/31/69	(k) Excess of col (i) over col (j), if any	
			119
			89
			209
			253
			86
			337
			308
			557
			451
			-32

Form 990PF Part IV - Capital Gains and Losses for Tax on Investment Income - Columns a - d			
List and describe the kind(s) of property sold (e g , real estate, (a) 2-story brick warehouse, or common stock, 200 shs MLC Co)	(b) How acquired P—Purchase D—Donation	(c) Date acquired (mo , day, yr)	(d) Date sold (mo , day, yr)
24 TOWER INTERNATIONAL INC		2017-03-27	2017-09-06
3941 TRISURA GROUP LTD-WI		2016-05-16	2017-06-30
2 5 TRISURA GROUP LTD-WI		2016-06-29	2017-07-06
5 TRISURA GROUP LTD-WI		2016-12-22	2017-07-06
16 US SILICA HOLDINGS INC		2017-08-14	2017-09-06
3 ULTA BEAUTY, INC		2017-03-14	2017-07-05
3 ULTA BEAUTY, INC		2017-03-27	2017-07-27
1 ULTA BEAUTY, INC		2016-08-26	2017-08-21
3 ULTA BEAUTY, INC		2016-08-04	2017-08-21
1 ULTA BEAUTY, INC		2016-08-26	2017-08-23

Form 990PF Part IV - Capital Gains and Losses for Tax on Investment Income - Columns e - h

(e) Gross sales price	(f) Depreciation allowed (or allowable)	(g) Cost or other basis plus expense of sale	(h) Gain or (loss) (e) plus (f) minus (g)
538		635	-97
7		6	1
43		36	7
9		7	2
461		406	55
836		852	-16
746		814	-68
235		258	-23
704		772	-68
230		252	-22

Form 990PF Part IV - Capital Gains and Losses for Tax on Investment Income - Columns i - l

Complete only for assets showing gain in column (h) and owned by the foundation on 12/31/69			(l) Gains (Col (h) gain minus col (k), but not less than -0-) or Losses (from col (h))
(i) F M V as of 12/31/69	(j) Adjusted basis as of 12/31/69	(k) Excess of col (i) over col (j), if any	
			-97
			1
			7
			2
			55
			-16
			-68
			-23
			-68
			-22

Form 990PF Part IV - Capital Gains and Losses for Tax on Investment Income - Columns a - d			
List and describe the kind(s) of property sold (e g , real estate, (a) 2-story brick warehouse, or common stock, 200 shs MLC Co)	(b) How acquired P—Purchase D—Donation	(c) Date acquired (mo , day, yr)	(d) Date sold (mo , day, yr)
3 ULTA BEAUTY, INC		2016-07-21	2017-08-23
2 ULTA BEAUTY, INC		2016-08-31	2017-08-24
1 ULTA BEAUTY, INC		2016-08-31	2017-08-24
4 UNIFIRST CORP MASS		2017-03-27	2017-09-06
22 UNILEVER PLC - ADR		2017-03-27	2017-11-03
29 UNILEVER PLC - ADR		2016-05-18	2017-11-03
27 UNION PACIFIC CORP		2016-08-30	2017-11-06
309 UNITED INSURANCE HOLDINGS CORP		2016-08-31	2017-02-01
14 UNITED PARCEL SERVICE-CL B		2016-08-30	2017-11-06
10000 US TREASURY NOTE 3 500% 2/15/18		2016-05-17	2017-08-10

Form 990PF Part IV - Capital Gains and Losses for Tax on Investment Income - Columns e - h

(e) Gross sales price	(f) Depreciation allowed (or allowable)	(g) Cost or other basis plus expense of sale	(h) Gain or (loss) (e) plus (f) minus (g)
689		763	-74
471		492	-21
235		246	-11
571		541	30
1,227		1,108	119
1,617		1,299	318
3,158		2,613	545
4,236		5,317	-1,081
1,605		1,530	75
10,119		10,471	-352

Form 990PF Part IV - Capital Gains and Losses for Tax on Investment Income - Columns i - l

Complete only for assets showing gain in column (h) and owned by the foundation on 12/31/69			(I) Gains (Col (h) gain minus col (k), but not less than -0-) or Losses (from col (h))
(i) F M V as of 12/31/69	(j) Adjusted basis as of 12/31/69	(k) Excess of col (i) over col (j), if any	
			-74
			-21
			-11
			30
			119
			318
			545
			-1,081
			75
			-352

Form 990PF Part IV - Capital Gains and Losses for Tax on Investment Income - Columns a - d			
List and describe the kind(s) of property sold (e g , real estate, (a) 2-story brick warehouse, or common stock, 200 shs MLC Co)	(b) How acquired P—Purchase D—Donation	(c) Date acquired (mo , day, yr)	(d) Date sold (mo , day, yr)
10000 US TREASURY NOTE 3 500% 2/15/18		2016-05-17	2017-11-28
25000 US TREASURY NOTE 2 250% 11/30/17		2016-05-17	2017-02-24
4 UNITEDHEALTH GROUP INC		2017-07-20	2017-08-23
23 UNITEDHEALTH GROUP INC		2016-08-30	2017-10-12
18 UNITEDHEALTH GROUP INC		2016-05-13	2017-11-06
35 VALEO - ADR		2017-03-27	2017-10-23
61 VALEO - ADR		2016-08-31	2017-10-23
69 VALEO - ADR		2016-08-31	2017-11-03
33 VENTAS INC COM		2016-05-06	2017-05-12
2 VERTEX PHARMACEUTICALS INC COM		2017-07-19	2017-08-23

Form 990PF Part IV - Capital Gains and Losses for Tax on Investment Income - Columns e - h

(e) Gross sales price	(f) Depreciation allowed (or allowable)	(g) Cost or other basis plus expense of sale	(h) Gain or (loss) (e) plus (f) minus (g)
10,047		10,471	-424
25,271		25,572	-301
775		764	11
4,446		3,142	1,304
3,820		2,324	1,496
1,254		1,137	117
2,185		1,585	600
2,399		1,793	606
2,159		2,025	134
305		324	-19

Form 990PF Part IV - Capital Gains and Losses for Tax on Investment Income - Columns i - l

Complete only for assets showing gain in column (h) and owned by the foundation on 12/31/69			(l) Gains (Col (h) gain minus col (k), but not less than -0-) or Losses (from col (h))
(i) F M V as of 12/31/69	(j) Adjusted basis as of 12/31/69	(k) Excess of col (i) over col (j), if any	
			-424
			-301
			11
			1,304
			1,496
			117
			600
			606
			134
			-19

Form 990PF Part IV - Capital Gains and Losses for Tax on Investment Income - Columns a - d			
List and describe the kind(s) of property sold (e g , real estate, (a) 2-story brick warehouse, or common stock, 200 shs MLC Co)	(b) How acquired P—Purchase D—Donation	(c) Date acquired (mo , day, yr)	(d) Date sold (mo , day, yr)
2 VERTEX PHARMACEUTICALS INC COM		2017-05-31	2017-08-23
5 VERTEX PHARMACEUTICALS INC COM		2017-08-31	2017-12-06
56 VINCI SA ADR		2017-03-27	2017-11-03
73 VINCI SA ADR		2016-08-16	2017-11-03
28 VISA INC-CLASS A SHRS		2016-08-31	2017-01-04
24 VISA INC-CLASS A SHRS		2017-03-27	2017-08-23
67 WABASH NATL CORP		2017-03-27	2017-05-05
417 WABASH NATL CORP		2016-08-31	2017-12-04
15000 WAL-MART STORES INC 3 625% 7/08/20		2016-09-08	2017-10-20
30 WELLTOWER INC		2016-08-31	2017-08-10

Form 990PF Part IV - Capital Gains and Losses for Tax on Investment Income - Columns e - h

(e) Gross sales price	Depreciation allowed (f) (or allowable)	Cost or other basis (g) plus expense of sale	Gain or (loss) (h) (e) plus (f) minus (g)
305		246	59
690		813	-123
1,391		1,136	255
1,813		1,366	447
2,236		2,269	-33
2,474		2,051	423
1,465		1,230	235
8,443		5,519	2,924
15,766		16,346	-580
2,122		2,300	-178

Form 990PF Part IV - Capital Gains and Losses for Tax on Investment Income - Columns i - l

Complete only for assets showing gain in column (h) and owned by the foundation on 12/31/69			(I) Gains (Col (h) gain minus col (k), but not less than -0-) or Losses (from col (h))
(i) F M V as of 12/31/69	Adjusted basis (j) as of 12/31/69	Excess of col (i) (k) over col (j), if any	
			59
			-123
			255
			447
			-33
			423
			235
			2,924
			-580
			-178

Form 990PF Part IV - Capital Gains and Losses for Tax on Investment Income - Columns a - d			
List and describe the kind(s) of property sold (e g , real estate, (a) 2-story brick warehouse, or common stock, 200 shs MLC Co)	(b) How acquired P—Purchase D—Donation	(c) Date acquired (mo , day, yr)	(d) Date sold (mo , day, yr)
47 WELLTOWER INC		2016-08-08	2017-08-10
409 WESTMORELAND COAL CO		2017-03-27	2017-08-14
30 WOLTERS KLUWER NV - ADR		2016-05-18	2017-11-03
27 WOLTERS KLUWER NV - ADR		2017-03-27	2017-11-03
10 WORKDAY INC		2016-08-31	2017-08-23
1300 WORLDPAY GROUP PLC-UNSP ADR		2016-10-07	2017-10-18
271 XENCOR INC		2017-03-27	2017-07-05
81 XPERI CORP		2016-03-14	2017-05-05
122 XPERI CORP		2017-03-27	2017-05-05
18 ZOETIS INC		2016-08-31	2017-02-21

Form 990PF Part IV - Capital Gains and Losses for Tax on Investment Income - Columns e - h

(e) Gross sales price	Depreciation allowed (f) (or allowable)	Cost or other basis (g) plus expense of sale	Gain or (loss) (h) (e) plus (f) minus (g)
3,324		3,626	-302
978		7,261	-6,283
1,477		1,148	329
1,329		1,121	208
1,037		848	189
20,670		15,280	5,390
6,086		6,870	-784
2,580		2,428	152
3,886		3,983	-97
958		840	118

Form 990PF Part IV - Capital Gains and Losses for Tax on Investment Income - Columns i - l

Complete only for assets showing gain in column (h) and owned by the foundation on 12/31/69			(I) Gains (Col (h) gain minus col (k), but not less than -0-) or Losses (from col (h))
(i) F M V as of 12/31/69	Adjusted basis (j) as of 12/31/69	Excess of col (i) (k) over col (j), if any	
			-302
			-6,283
			329
			208
			189
			5,390
			-784
			152
			-97
			118

Form 990PF Part IV - Capital Gains and Losses for Tax on Investment Income - Columns a - d			
List and describe the kind(s) of property sold (e g , real estate, (a) 2-story brick warehouse, or common stock, 200 shs MLC Co)	(b) How acquired P—Purchase D—Donation	(c) Date acquired (mo , day, yr)	(d) Date sold (mo , day, yr)
68 ZOETIS INC		2016-05-16	2017-03-01
80 ZOETIS INC		2016-05-16	2017-03-27
29 ZOETIS INC		2016-05-16	2017-04-04
42 ZOETIS INC		2016-05-16	2017-04-19
30 ZOETIS INC		2017-04-25	2017-11-06
05 BLACKSTONE PARTNERS OFFSHORE FUND		2016-01-12	2017-07-27
2 ALLERGAN PLC		2015-11-07	2017-05-16
2 ALLERGAN PLC		2015-10-25	2017-05-16
2 ALLERGAN PLC		2017-02-09	2017-05-16
1 ALLERGAN PLC		2015-08-23	2017-05-16

Form 990PF Part IV - Capital Gains and Losses for Tax on Investment Income - Columns e - h

(e) Gross sales price	Depreciation allowed (f) (or allowable)	Cost or other basis (g) plus expense of sale	Gain or (loss) (h) (e) plus (f) minus (g)
3,662		3,158	504
4,321		3,715	606
1,521		1,347	174
2,256		1,950	306
2,086		1,654	432
32,823		33,168	-345
449		606	-157
450		580	-130
449		497	-48
225		274	-49

Form 990PF Part IV - Capital Gains and Losses for Tax on Investment Income - Columns i - l

Complete only for assets showing gain in column (h) and owned by the foundation on 12/31/69			(I) Gains (Col (h) gain minus col (k), but not less than -0-) or Losses (from col (h))
(i) F M V as of 12/31/69	Adjusted basis (j) as of 12/31/69	Excess of col (i) (k) over col (j), if any	
			504
			606
			174
			306
			432
			-345
			-157
			-130
			-48
			-49

Form 990PF Part IV - Capital Gains and Losses for Tax on Investment Income - Columns a - d			
List and describe the kind(s) of property sold (e g , real estate, (a) 2-story brick warehouse, or common stock, 200 shs MLC Co)	(b) How acquired P—Purchase D—Donation	(c) Date acquired (mo , day, yr)	(d) Date sold (mo , day, yr)
2 ALLERGAN PLC		2017-02-28	2017-08-22
2 ALLERGAN PLC		2017-02-28	2017-08-22
8 ALLERGAN PLC		2016-05-16	2017-10-24
1 ALLERGAN PLC		2017-02-28	2017-10-24
6 ALLERGAN PLC		2016-05-16	2017-10-25
5 ALLERGAN PLC		2017-03-27	2017-10-25
6 ALLERGAN PLC		2016-08-31	2017-10-26
3 ALLERGAN PLC		2017-02-01	2017-10-27
2 ALLERGAN PLC		2016-08-31	2017-10-27
10 AON PLC		2017-03-27	2017-11-03

Form 990PF Part IV - Capital Gains and Losses for Tax on Investment Income - Columns e - h

(e) Gross sales price	Depreciation allowed (f) (or allowable)	Cost or other basis (g) plus expense of sale	Gain or (loss) (h) (e) plus (f) minus (g)
448		494	-46
448		490	-42
1,479		1,926	-447
185		245	-60
1,081		1,444	-363
901		1,199	-298
1,062		1,412	-350
532		668	-136
354		471	-117
1,387		1,184	203

Form 990PF Part IV - Capital Gains and Losses for Tax on Investment Income - Columns i - l

Complete only for assets showing gain in column (h) and owned by the foundation on 12/31/69			(I) Gains (Col (h) gain minus col (k), but not less than -0-) or Losses (from col (h))
(i) F M V as of 12/31/69	Adjusted basis (j) as of 12/31/69	Excess of col (i) (k) over col (j), if any	
			-46
			-42
			-447
			-60
			-363
			-298
			-350
			-136
			-117
			203

Form 990PF Part IV - Capital Gains and Losses for Tax on Investment Income - Columns a - d			
List and describe the kind(s) of property sold (e g , real estate, (a) 2-story brick warehouse, or common stock, 200 shs MLC Co)	(b) How acquired P—Purchase D—Donation	(c) Date acquired (mo , day, yr)	(d) Date sold (mo , day, yr)
11 AON PLC		2016-05-18	2017-11-03
20 AXALTA COATING SYSTEMS LTD		2016-08-31	2017-11-16
19 ACCENTURE PLC		2017-03-07	2017-11-03
15 EATON CORP PLC		2016-08-30	2017-11-06
63 MAIDEN HOLDINGS LTD		2016-08-31	2017-09-06
45 MAIDEN HOLDINGS LTD		2017-03-27	2017-12-04
356 MAIDEN HOLDINGS LTD		2016-08-31	2017-12-04
30 MEDTRONIC PLC		2017-06-12	2017-11-03
127 SIGNET JEWELERS LIMITED		2016-08-31	2017-01-12
13 WILLIS TOWERS WATSON PUB LTDCO		2016-07-27	2017-03-27

Form 990PF Part IV - Capital Gains and Losses for Tax on Investment Income - Columns e - h

(e) Gross sales price	Depreciation allowed (f) (or allowable)	Cost or other basis (g) plus expense of sale	Gain or (loss) (h) (e) plus (f) minus (g)
1,526		1,158	368
657		570	87
2,734		2,355	379
1,175		970	205
410		879	-469
308		608	-300
2,435		4,641	-2,206
2,356		2,618	-262
10,565		12,495	-1,930
1,689		1,612	77

Form 990PF Part IV - Capital Gains and Losses for Tax on Investment Income - Columns i - l

Complete only for assets showing gain in column (h) and owned by the foundation on 12/31/69			(I) Gains (Col (h) gain minus col (k), but not less than -0-) or Losses (from col (h))
(i) F M V as of 12/31/69	Adjusted basis (j) as of 12/31/69	Excess of col (i) (k) over col (j), if any	
			368
			87
			379
			205
			-469
			-300
			-2,206
			-262
			-1,930
			77

Form 990PF Part IV - Capital Gains and Losses for Tax on Investment Income - Columns a - d

List and describe the kind(s) of property sold (e g , real estate, (a) 2-story brick warehouse, or common stock, 200 shs MLC Co)	(b) How acquired P—Purchase D—Donation	(c) Date acquired (mo , day, yr)	(d) Date sold (mo , day, yr)
7 WILLIS TOWERS WATSON PUB LTDCO		2016-05-16	2017-07-13
2 WILLIS TOWERS WATSON PUB LTDCO		2016-08-31	2017-08-09
12 WILLIS TOWERS WATSON PUB LTDCO		2016-05-16	2017-08-09
31 TE CONNECTIVITY LTD		2017-05-22	2017-11-06
13 TRINSEO SA		2017-03-27	2017-07-05
27 MOBILEYE NV		2016-08-31	2017-03-13
27 MOBILEYE NV		2016-11-21	2017-03-13
7 NXP SEMICONDUCTORS NV		2015-05-08	2017-03-02
2 NXP SEMICONDUCTORS NV		2017-03-27	2017-04-06
4 NXP SEMICONDUCTORS NV		2015-05-08	2017-04-06

Form 990PF Part IV - Capital Gains and Losses for Tax on Investment Income - Columns e - h

(e) Gross sales price	(f) Depreciation allowed (or allowable)	(g) Cost or other basis plus expense of sale	(h) Gain or (loss) (e) plus (f) minus (g)
1,017		868	149
299		248	51
1,793		1,487	306
2,879		2,339	540
906		828	78
1,654		1,289	365
1,644		1,063	581
725		714	11
209		206	3
418		408	10

Form 990PF Part IV - Capital Gains and Losses for Tax on Investment Income - Columns i - l

Complete only for assets showing gain in column (h) and owned by the foundation on 12/31/69			(l) Gains (Col (h) gain minus col (k), but not less than -0-) or Losses (from col (h))
(i) F M V as of 12/31/69	(j) Adjusted basis as of 12/31/69	(k) Excess of col (i) over col (j), if any	
			149
			51
			306
			540
			78
			365
			581
			11
			3
			10

Form 990PF Part IV - Capital Gains and Losses for Tax on Investment Income - Columns a - d






List and describe the kind(s) of property sold (e g , real estate, (a) 2-story brick warehouse, or common stock, 200 shs MLC Co)	(b) How acquired P—Purchase D—Donation	(c) Date acquired (mo , day, yr)	(d) Date sold (mo , day, yr)
9 NXP SEMICONDUCTORS NV		2016-09-30	2017-04-07
5 NXP SEMICONDUCTORS NV		2016-08-31	2017-04-10
4 NXP SEMICONDUCTORS NV		2016-08-31	2017-04-11
18 SENSATA TECHNOLOGIES HOLDING		2016-08-31	2017-12-06
6 BROADCOM LTD		2017-05-23	2017-08-23
4 BROADCOM LTD		2017-07-05	2017-09-22
3 BROADCOM LTD		2017-07-05	2017-09-22
CAPITAL GAIN DIVIDENDS	P		

Form 990PF Part IV - Capital Gains and Losses for Tax on Investment Income - Columns e - h

(e) Gross sales price	(f) Depreciation allowed (or allowable)	(g) Cost or other basis plus expense of sale	(h) Gain or (loss) (e) plus (f) minus (g)
942		820	122
521		440	81
416		344	72
855		634	221
1,540		1,421	119
955		937	18
717		695	22
			9,465

Form 990PF Part IV - Capital Gains and Losses for Tax on Investment Income - Columns i - l

Complete only for assets showing gain in column (h) and owned by the foundation on 12/31/69			(I) Gains (Col (h) gain minus col (k), but not less than -0-) or Losses (from col (h))
(i) F M V as of 12/31/69	(j) Adjusted basis as of 12/31/69	(k) Excess of col (i) over col (j), if any	
			122
			81
			72
			221
			119
			18
			22

Form 990PF Part VIII Line 1 - List all officers, directors, trustees, foundation managers and their compensation				
(a) Name and address	Title, and average hours per week (b) devoted to position	(c) Compensation (If not paid, enter -0-)	(d) Contributions to employee benefit plans and deferred compensation	Expense account, (e) other allowances
WELLS FARGO BANK 	TRUSTEE 1	44,431		
1525 W WT HARRIS BLVD D1114-044 CHARLOTTE, NC 28262				
DEBORAH HALL 	ADMIN ASST 2	2,000		
1525 W WT HARRIS BLVD D1114-044 CHARLOTTE, NC 28262				
LOUISA M GAINES 	ADVISOR 2	4,505		
1525 W WT HARRIS BLVD D1114-044 CHARLOTTE, NC 28262				
JOSEPH W HALL III 	ADVISOR 2	4,505		
1525 W WT HARRIS BLVD D1114-044 CHARLOTTE, NC 28262				
ALLYSON RICHIE 	ADVISOR 2	4,505		
1525 W WT HARRIS BLVD CHARLOTTE, NC 28262				


Form 990PF Part XV Line 3 - Grants and Contributions Paid During the Year or Approved for Future Payment				
Recipient	If recipient is an individual, show any relationship to any foundation manager or substantial contributor	Foundation status of recipient	Purpose of grant or contribution	Amount
Name and address (home or business)				
a <i>Paid during the year</i>				
OLDHAM COUNTY FISCAL COURT 100 W JEFFERSON ST LAGRANGE, KY 40031	NONE	PC	COLONEL OLDHAM STATUE/LAND	40,000
NORTH OLDHAM BAND BOOSTERS 1815 S HIGHWAY 1793 GOSHEN, KY 40026	NONE	PC	NEW EQUIPMENT FOR MARCHING	5,000
PEWEE VALLEY FIRE DISTRICT FDN 8607 FOLEY AVE PEWEE VALLEY, KY 40056	NONE	PC	PURCHASE/TRAINING FOR SWIFT	2,500
Total 3a				368,000


Form 990PF Part XV Line 3 - Grants and Contributions Paid During the Year or Approved for Future Payment				
Recipient	If recipient is an individual, show any relationship to any foundation manager or substantial contributor	Foundation status of recipient	Purpose of grant or contribution	Amount
Name and address (home or business)				
a <i>Paid during the year</i>				
FRIENDS OF PEWEE VALLEYPO BOX 769 PEWEE VALLEY, KY 40056	NONE	PC	TOWN HALL RENOVATIONS	4,000
HOPE HEALTH CLINIC 1025 SANIBEL WAY STE E LA GRANGE, KY 40031	NONE	PC	PATIENT CARE	10,000
NORTH OLDHAM LITTLE LEAGUE PO BOX 713 LAGRANGE, KY 40031	NONE	PC	ELECTRIC FRYER AND HOME	7,000
Total ▶ 3a				368,000

Form 990PF Part XV Line 3 - Grants and Contributions Paid During the Year or Approved for Future Payment				
Recipient	If recipient is an individual, show any relationship to any foundation manager or substantial contributor	Foundation status of recipient	Purpose of grant or contribution	Amount
Name and address (home or business)				
a Paid during the year				
LAGRANGE FIRE PROTECTION DISTRICT 309 N 1ST ST LAGRANGE, KY 40031	NONE	PC	GENERAL SUPPORT	10,000
JUNIOR ACHIEVEMENT OF KENUCKIANA 1401 W MUHAMMED ALI BLVD LOUISVILLE, KY 40203	NONE	PC	SCHOOL PROGRAMS	6,000
CEDAR LAKE FOUNDATION 9505 WILLIAMSBURG PLAZA STE 200 LOUISVILLE, KY 40222	NONE	PC	CIRCLE OF FRIENDS CAMPAIGN	5,000
Total ▶ 3a				368,000

Form 990PF Part XV Line 3 - Grants and Contributions Paid During the Year or Approved for Future Payment				
Recipient	If recipient is an individual, show any relationship to any foundation manager or substantial contributor	Foundation status of recipient	Purpose of grant or contribution	Amount
Name and address (home or business)				
a <i>Paid during the year</i>				
LAGRANGE CHURCH OF CHRIST 1910 JERICHO RD LAGRANGE, KY 40031	NONE	PC	NEW CHURCH VAN	2,500
APPLE PATCH COMMUNITY INC 7408 HIGHWAY 329 CRESTWOOD, KY 40014	NONE	PC	SNOEZELEN THERAPEUTIC	9,500
OLDHAM COUNTY EDUCATIONAL FDN 6165 W HWY 146 CRESTWOOD, KY 40014	NONE	PC	ARTIST-IN-RESIDENCE	127,500
Total ▶ 3a				368,000

Form 990PF Part XV Line 3 - Grants and Contributions Paid During the Year or Approved for Future Payment				
Recipient	If recipient is an individual, show any relationship to any foundation manager or substantial contributor	Foundation status of recipient	Purpose of grant or contribution	Amount
Name and address (home or business)				
a <i>Paid during the year</i>				
MALLORY TAYLOR FOUNDATION 206 N 2ND ST LAGRANGE, KY 40031	NONE	PC	MEDICAL BILLS FOR INDIGENT	25,000
OLDHAM COUNTY HISTORICAL SOCIETY 106N 2ND ST LAGARANGE, KY 40031	NONE	PC	GALA SPONSORSHIP	60,500
SOUTH OLDHAM HIGH SCHOOL BAND BOOSTERS 5900 HIGHWAY 329 EXP CRESTWOOD, KY 40014	NONE	PC	NEW UNIFORMS	5,000
Total ▶ 3a				368,000

Form 990PF Part XV Line 3 - Grants and Contributions Paid During the Year or Approved for Future Payment				
Recipient	If recipient is an individual, show any relationship to any foundation manager or substantial contributor	Foundation status of recipient	Purpose of grant or contribution	Amount
Name and address (home or business)				
a <i>Paid during the year</i>				
GOOD NEWS SHELTER CORP 115 E ADAMS ST LAGRANGE, KY 40031	NONE	PC	TRANSITIONAL HOUSING	15,000
OLDHAM COUNTY ARTS ASSOCIATION 104 E MAIN ST LAGRANGE, KY 40031	NONE	PC	ARTS AWARENESS AND	6,000
OHIO VALLEY RAILROAD HISTORICAL FOUNDATION 412 E MAIN ST LAGRANGE, KY 40031	NONE	PC	MAINTENANCE AND UPKEEP OF	3,500
Total 				368,000
3a				

Form 990PF Part XV Line 3 - Grants and Contributions Paid During the Year or Approved for Future Payment				
Recipient	If recipient is an individual, show any relationship to any foundation manager or substantial contributor	Foundation status of recipient	Purpose of grant or contribution	Amount
Name and address (home or business)				
a <i>Paid during the year</i>				
CITY OF CRESTWOODPO BOX 86 CRESTWOOD, KY 40014	NONE	GOV	RESTORATION OF TEA HOUSE	10,000
WESTPORT FIRE PROTECTION DISTRICT PO BOX 77 WESTPORT, KY 40077	NONE	GOV	REPLACEMENT SCBA AIR	14,000
Total  3a				368,000

TY 2017 Accounting Fees Schedule**Name:** LOUISE HEAD DUNCAN TR UW**EIN:** 61-6183556**Accounting Fees Schedule**

Category	Amount	Net Investment Income	Adjusted Net Income	Disbursements for Charitable Purposes
TAX PREPARATION FEE (NON-ALLOC	1,000			1,000

TY 2017 Compensation Explanation

Name: LOUISE HEAD DUNCAN TR UW

EIN: 61-6183556

Person Name	Explanation
WELLS FARGO BANK	TRUST ADMIN FEE SEE ATTACHED FOOTNOTE

Note: To capture the full content of this document, please select landscape mode (11" x 8.5") when printing.

TY 2017 Depreciation Schedule

Name: LOUISE HEAD DUNCAN TR UW

EIN: 61-6183556

Description of Property	Date Acquired	Cost or Other Basis	Prior Years' Depreciation	Computation Method	Rate / Life (# of years)	Current Year's Depreciation Expense	Net Investment Income	Adjusted Net Income	Cost of Goods Sold Not Included
BUILDING	1950-01-01	360,000	225,000	SL	40				
BUILDING IMPR EXTE	1950-01-01	22,550	6,391	SL	40				
BUILDING IMPR REMO	1950-01-01	1,125	297	SL	40				
LAND	1950-01-01	4,516		L					
HVAC	1950-01-01	3,975	429	SL	40				
AC	1950-01-01	3,675	383	SL	40				
PAVEMENT PARKING L	1950-01-01	14,990	3,247	SL	15				

TY 2017 Investments Corporate Bonds Schedule

Name: LOUISE HEAD DUNCAN TR UW

EIN: 61-6183556

Investments Corporate Bonds Schedule

Name of Bond	End of Year Book Value	End of Year Fair Market Value
031162AZ3 AMGEN INC	11,098	10,380
037833AK6 APPLE INC	15,073	14,846
06051GEC9 BANK OF AMERICA CORP	16,863	16,210
084664BE0 BERKSHIRE HATHAWAY	13,032	12,150
091936732 BLACKROCK GL L/S CRE		
166751AJ6 CHEVRON CORP	15,302	14,469
20825CAR5 CONOCOPHILLIPS		
260543CF8 DOW CHEMICAL CO/THE	9,865	9,437
315920702 FID ADV EMER MKTS IN	72,000	74,451
36962G5J9 GENERAL ELEC CAP COR	17,078	16,150
38141GFG4 GOLDMAN SACHS GROUP		
406216BD2 HALLIBURTON COMPANY	15,464	15,426
437076BM3 HOME DEPOT INC	15,601	15,020
464288588 ISHARES MBS ETF	35,958	35,175
46625HHU7 JPMORGAN CHASE & CO	16,291	15,728
4812C0803 JPMORGAN HIGH YIELD-	74,000	76,329
494550AY2 KINDER MORGAN ENER	7,420	7,033
59156RBH0 METLIFE INC	15,898	15,693
66989HAJ7 NOVARTIS CAPITAL COR	15,595	15,165
713448BN7 PEPSICO INC	13,337	12,548

Investments Corporate Bonds Schedule

Name of Bond	End of Year Book Value	End of Year Fair Market Value
742718DY2 PROCTER & GAMBLE CO/	15,470	14,957
77958B402 T ROWE PRICE INST FL		
887317AF2 TIME WARNER INC	10,876	10,523
913017BV0 UNITED TECHNOLOGIES	10,621	10,186
92343VBR4 VERIZON COMMUNICATIO	5,762	5,563
931142CU5 WAL-MART STORES INC		
94973VAS6 WELLPOINT INC	5,392	5,239
172967LQ2 CITIGROUP INC	9,969	9,893
38148LAE6 GOLDMAN SACHS GROUP	10,341	10,303
61746BEA0 MORGAN STANLEY	10,029	9,983

TY 2017 Investments Corporate Stock Schedule

Name: LOUISE HEAD DUNCAN TR UW
EIN: 61-6183556

Name of Stock	End of Year Book Value	End of Year Fair Market Value
023135106 AMAZON COM INC COM	14,045	23,389
037833100 APPLE INC	25,825	66,846
09247X101 BLACKROCK INC	7,549	11,302
110122108 BRISTOL MYERS SQUIBB	9,818	9,744
151020104 CELGENE CORP COM	7,536	7,618
172967424 CITIGROUP INC.	11,224	21,728
192446102 COGNIZANT TECH SOLUT	15,003	18,678
20030N101 COMCAST CORP CLASS A	12,771	20,546
22160K105 COSTCO WHOLESALE COR	7,948	9,306
G1151C101 ACCENTURE PLC	27,060	34,139
00724F101 ADOBE SYS INC	7,743	14,019
015351109 ALEXION PHARMACEUTIC	3,826	3,349
G0177J108 ALLERGAN PLC		
02079K107 ALPHABET INC CL C	18,457	36,624
02079K305 ALPHABET INC CL A	8,847	12,641
532457108 ELI LILLY & CO COM	8,993	10,051
30303M102 FACEBOOK INC	14,966	22,234
31620M106 FIDELITY NATL INFORM	5,998	7,809
375558103 GILEAD SCIENCES INC	11,336	9,958
437076102 HOME DEPOT INC	18,286	23,312
452327109 ILLUMINA INC	4,974	6,336
573284106 MARTIN MARIETTA MATL	8,749	10,168
57636Q104 MASTERCARD INC	11,118	17,558
N6596X109 NXP SEMICONDUCTORS N		
806857108 SCHLUMBERGER LTD	15,542	13,950
78462F103 SPDR S & P 500 ETF T	1,007,876	1,470,665
H84989104 TE CONNECTIVITY LTD	10,025	14,256
887317303 TIME WARNER INC		
872540109 TJX COMPANIES INC	6,536	7,646
907818108 UNION PACIFIC CORP	14,620	22,931

Name of Stock	End of Year Book Value	End of Year Fair Market Value
91324P102 UNITEDHEALTH GROUP I	15,121	32,849
92532F100 VERTEX PHARMACEUTICA	3,847	4,796
92826C839 VISA INC-CLASS A SHR	11,535	16,989
254687106 WALT DISNEY CO	9,293	11,289
464287507 ISHARES CORE S&P MID	214,038	423,969
464287465 ISHARES MSCI EAFE ET	392,379	444,289
00081T108 ACCO BRANDS CORP	8,590	8,064
003021714 ABERDEEN EMERG MARKE	125,000	146,235
00507G102 ACTELION LTD-UNSP AD		
00687A107 ADIDAS-AG ADR	723	998
007973100 ADVANCED ENERGY INDS	6,533	8,840
008252108 AFFILIATED MANAGERS	13,646	17,652
009158106 AIR PRODS & CHEMS IN	11,535	13,783
012653101 ALBEMARLE CORP COM	4,950	7,034
015271109 ALEXANDRIA REAL ESTA	14,045	17,760
01609W102 ALIBABA GROUP HOLDIN	12,170	24,830
024835100 AMERICAN CAMPUS CMNT		
03027X100 AMERICAN TOWER CORP	7,370	9,987
03076C106 AMERIPRISE FINL INC	11,215	19,489
032359309 AMTRUST FINANCIAL SE		
03524A108 ANHEUSER-BUSCH INBEV	27,199	24,878
03748R101 APARTMENT INVT & MGM	14,011	14,468
04010E109 ARGAN INC	5,668	6,705
04247X102 ARMSTRONG WORLD INDU		
044103109 ASHFORD HOSPITALITY	6,103	6,972
045055100 ASHTEAD GROUP PLC-UN	7,323	14,145
045387107 ASSA ABLOY AB-UNSP A	28,902	29,732
045519402 ASSOC BRITISH FOODS-		
052769106 AUTODESK INC	6,153	10,902
053332102 AUTOZONE INC		

Name of Stock	End of Year Book Value	End of Year Fair Market Value
053484101 AVALONBAY CMNTYS INC	22,394	21,944
05970D106 BANCA MEDIOLANUM SPA		
067383109 BARD C R INC		
072730302 BAYER AG - ADR	6,627	8,332
084670702 BERKSHIRE HATHAWAY I	7,506	10,506
088606108 BHP BILLITON LIMITED	18,818	31,227
09061G101 BIOMARIN PHARMACEUTI	5,658	5,885
090672106 BIOTELEMETRY INC	5,301	10,106
097023105 BOEING CO	12,212	25,657
101121101 BOSTON PROPERTIES IN	8,727	9,232
105368203 BRANDYWINE RLTY TR B		
110448107 BRITISH AMERICAN TOB	33,850	37,447
112585104 BROOKFIELD ASSET MAN	18,964	24,339
115236101 BROWN & BROWN INC	3,225	4,683
115637209 BROWN FORMAN CORP CL	2,033	2,953
12504L109 CBRE GROUP INC	6,378	9,658
12508E101 CDK GLOBAL INC	2,210	2,922
12572Q105 CME GROUP INC	5,862	9,055
126650100 CVS HEALTH CORPORATI	20,041	15,298
136375102 CANADIAN NATL RR CO	12,136	16,005
139098107 CAPGEMINI SA ADR		
142795202 CARLSBERG AS-B-SPON	20,571	25,717
143130102 CARMAX INC	10,895	13,596
150870103 CELANESE CORP	10,881	16,919
16119P108 CHARTER COMMUNICATIO	6,126	7,391
172755100 CIRRUS LOGIC INC	6,979	8,972
17275R102 CISCO SYSTEMS INC	17,235	24,014
194014106 COLFAX CORPORATION	5,196	7,964
19625X102 COLONY STARWOOD HOME		
199908104 COMFORT SYS USA INC		

Name of Stock	End of Year Book Value	End of Year Fair Market Value
204319107 COMPAGNIE FINANCIERE	7,645	11,434
20449X302 COMPASS GROUP PLC -		
20605P101 CONCHO RESOURCES INC	6,873	8,112
21036P108 CONSTELLATION BRANDS		
210771200 CONTINENTAL AG-SPONS	11,959	16,218
217204106 COPART INC COM	3,507	6,954
22544R305 CREDIT SUISSE COMM R		
22822V101 CROWN CASTLE INTL CO	5,902	7,549
229663109 CUBESMART	7,269	6,854
234062206 DAIWA HOUSE IND LTD	29,416	40,343
23918K108 DAVITA INC		
242370203 DEAN FOODS CO	7,293	5,121
248019101 DELUXE CORP		
24869P104 DENNYS CORP	6,720	8,209
25243Q205 DIAGEO PLC - ADR	9,856	13,143
256677105 DOLLAR GENERAL CORP	3,234	3,720
256746108 DOLLAR TREE INC	7,498	10,087
26168L205 DREW INDUSTRIES INC		
264411505 DUKE REALTY CORPORAT	10,494	11,972
26875P101 EOG RESOURCES, INC		
26884U109 EPR PROPERTIES	6,234	6,284
278768106 EHOSTAR CORPORATION	813	1,198
278865100 ECOLAB INC	2,364	2,684
28140H203 EDUCATION REALTY TRU		
29084Q100 EMCOR GROUP INC COM	7,019	10,709
292218104 EMPLOYERS HOLDINGS I		
29414D100 ENVISION HEALTHCARE		
29444U700 EQUINIX INC	29,365	38,977
29472R108 EQUITY LIFESTYLE PPT	5,324	6,587
294752100 EQUITY ONE INC		

Name of Stock	End of Year Book Value	End of Year Fair Market Value
29476L107 EQUITY RESIDENTIAL P	5,671	5,293
297178105 ESSEX PPTY TR COM	21,614	23,172
29977A105 EVERCORE INC	6,768	10,800
30212P303 EXPEDIA INC		
30225T102 EXTRA SPACE STORAGE	10,936	11,718
30255G103 FCB FINANCIAL HOLDIN	7,869	10,719
307305102 FANUC CORPORATION AD	7,123	11,563
311900104 FASTENAL CO	2,282	2,844
313747206 FEDERAL RLTY INVT TR		
31422T101 FEDERATED NATIONAL H		
31428X106 FEDEX CORPORATION	6,428	8,484
31620R303 FNF GROUP	6,415	9,418
316389584 FIDELITY ADV INTER R	70,000	77,923
32054K103 FIRST INDL RLTY TR I	2,769	3,934
339041105 FLEETCOR TECHNOLOGIE	5,104	6,543
345605109 FOREST CITY REALTY T	4,315	4,675
35804M105 FRESENIUS SE & CO-SP	16,308	17,487
361592108 GEA GROUP AG ADR		
36162J106 GEO GROUP INC/THE	7,171	9,322
370023103 GENERAL GROWTH PROPE		
37518B102 GIGAMON INC		
38141G104 GOLDMAN SACHS GROUP	6,747	9,426
388689101 GRAPHIC PACKAGING HL	7,681	8,791
393657101 THE GREENBRIER COMPA	7,605	12,739
404609109 HACKETT GROUP INC	8,096	8,531
405217100 HAIN CELESTIAL GROUP	9,839	10,046
406216101 HALLIBURTON CO		
421924309 HEALTHSOUTH REHABILI	6,830	8,350
42727J102 HERITAGE INSURANCE H	7,627	9,515
43300A104 HILTON WORLDWIDE HOL		

Name of Stock	End of Year Book Value	End of Year Fair Market Value
44107P104 HOST HOTELS & RESORT	2,824	3,196
44267D107 HOWARD HUGHES CORP/T	4,178	4,726
44930G107 ICU MED INC COM	5,349	10,152
45329R109 INC RESEARCH HOLDING	8,300	8,110
45672B305 INFORMA PLC-SP ADR	11,961	12,209
45685L100 INFRAREIT INC		
45772F107 INPHI CORP		
45778Q107 INSPERITY INC	7,846	11,470
461202103 INTUIT COM	4,154	6,311
46625H100 JPMORGAN CHASE & CO	18,848	28,767
471105205 JAPAN TOBACCO INC-UN		
48123V102 J2 GLOBAL INC	8,103	9,154
48238T109 KAR AUCTION SERVICES	1,350	1,717
48241F104 KBC GROEP NV-UNSP AD		
48667L106 KDDI CORP-UNSPONSORE	15,239	13,311
49427F108 KILROY REALTY CORP C	11,328	12,392
500458401 KOMATSU LIMITED - AD	8,505	18,115
517834107 LAS VEGAS SANDS CORP	7,519	11,327
526057104 LENNAR CORPORATION C	2,856	3,984
527288104 LEUCADIA NATL CORP C	947	1,430
530307107 LIBERTY BROADBAND CO	1,686	2,466
530307305 LIBERTY BROADBAND CO	3,947	5,791
53046P109 LIBERTY EXPEDIA HOLD	1,870	2,394
53071M856 LIBERTY VENTURES	2,805	4,393
531229409 LIBERTY SIRIUSXM GRO	1,505	1,864
531229607 LIBERTY SIRIUSXM GRO	3,220	4,085
531229854 LIBERTY FORMULA ONE	4,611	5,329
531229870 LIBERTY FORMULA ONE	264	458
540424108 LOEWS CORP	5,576	7,004
55261F104 M & T BANK CORPORATI	4,104	6,156

Name of Stock	End of Year Book Value	End of Year Fair Market Value
55354G100 MSCI INC	1,127	1,898
55608B105 MACQUARIE INFRASTRUC	4,569	4,237
560877300 MAKITA CORPORATION -	21,567	28,034
56501R106 MANULIFE FINANCIAL C	10,878	15,854
570535104 MARKEL HOLDINGS	14,341	17,087
571903202 MARRIOTT INTERNATIONAL	5,546	11,130
576853105 MATRIX SVC CO		
57776J100 MAXLINEAR INC		
58155Q103 MCKESSON CORP	10,930	9,981
582839106 MEAD JOHNSON NUTRITI		
58933Y105 MERCK & CO INC NEW	11,624	11,760
589509207 MERGER FUND-INST #30		
591520200 METHODE ELECTRON INC	5,533	7,258
594918104 MICROSOFT CORP	26,407	54,489
595017104 MICROCHIP TECHNOLOGY	4,171	7,821
608190104 MOHAWK INDS INC COM	5,874	8,277
61174X109 MONSTER BEVERAGE COR	6,503	7,975
615369105 MOODYS CORP	9,962	15,499
61760X836 MSIF FRONTIER MARKET	70,000	80,876
620076307 MOTOROLA SOLUTIONS,	3,060	3,885
636220303 NATIONAL GENERAL HOL	8,112	7,620
64110L106 NETFLIX INC	7,734	15,357
654106103 NIKE INC CL B	14,732	17,639
66987V109 NOVARTIS AG - ADR	29,570	32,576
67066G104 NVIDIA CORP	2,042	9,482
67069D108 NUTRI SYS INC	5,394	10,888
670704105 NUVASIVE INC	9,414	9,768
67103H107 O'REILLY AUTOMOTIVE	16,286	14,673
683974604 OPPENHEIMER DEVELOPI	160,000	217,753
693475105 PNC FINANCIAL SERVIC	11,808	19,912

Name of Stock	End of Year Book Value	End of Year Fair Market Value
697435105 PALO ALTO NETWORKS I		
701094104 PARKER HANNIFIN CORP	5,973	8,183
71714F104 PHARMERICA CORP		
71943U104 PHYSICIANS REALTY TR	7,742	7,304
741503403 THE PRICELINE GROUP	5,183	6,951
743315103 PROGRESSIVE CORP OHI	3,382	5,688
74340W103 PROLOGIS INC	15,099	21,740
74435K204 PRUDENTIAL PLC - ADR	32,134	43,925
74460D109 PUBLIC STORAGE INC C	10,929	9,196
74736A103 QTS REALTY TRUST INC	7,885	8,503
747525103 QUALCOMM INC		
74925K581 BOSTON P LNG/SHRT RE		
74972G103 RPX CORP	4,118	5,215
756568101 RED ELECTRICA COR-UN	18,446	19,280
756577102 RED HAT INC	5,677	7,927
758849103 REGENCY CENTERS CORP	14,935	14,874
75886F107 REGENERON PHARMACEUT		
759530108 RELX PLC ADR	16,893	22,183
76131D103 RESTAURANT BRANDS IN	8,652	12,788
770323103 ROBERT HALF INTL INC		
771195104 ROCHE HOLDINGS LTD -	13,625	13,800
776696106 ROPER TECHNOLOGIES I	8,723	12,691
778296103 ROSS STORES INC	9,199	13,322
77956H500 T ROWE PRICE NEW ASI	70,000	89,628
780259206 ROYAL DUTCH SHELL PL	26,937	34,956
780641205 KONINKLIJKE KPN N.V.	10,018	9,401
783332109 RUTH'S HOSPITALITY G	7,885	9,678
783513203 RYANAIR HOLDINGS PLC	15,647	18,546
78388J106 SBA COMMUNICATIONS C		
78392U105 RYOHIN KEIKAKU CO-UN	20,489	29,913

Name of Stock	End of Year Book Value	End of Year Fair Market Value
78409V104 S&P GLOBAL INC	7,652	12,197
78440X101 SL GREEN REALTY CORP	9,556	9,891
79466L302 SALESFORCE COM INC	9,831	12,983
79588J102 SAMPO OYJ-A SHS-UNSP	24,028	30,442
800013104 SANDERSON FARMS INC	7,735	11,102
801056102 SANMINA CORP	7,898	9,801
803054204 SAP SE ADR	30,672	39,214
804395101 SAUL CTRS INC COM	2,852	3,396
81619Q105 SELECT MEDICAL HOLDI		
81721M109 SENIOR HOUSING PROP	1,117	1,168
81783H105 SEVEN & I HOLDINGS C		
824348106 SHERWIN WILLIAMS CO	7,237	9,841
82481R106 SHIRE PLC ADR	33,591	29,473
828806109 SIMON PROPERTY GROUP	43,621	36,752
830566105 SKECHERS U S A INC	5,802	7,190
830879102 SKYWEST INC		
831756101 SMITH & WESSON HLDG		
83404D109 SOFTBANK GROUP CORP-		
835699307 SONY CORPORATION - A	10,662	17,890
846511103 SPARK ENERGY INC	6,997	5,816
848574109 SPIRIT AEROSYTSEMS H	5,920	11,081
84860W102 SPIRIT RLTY CAP INC	6,305	4,916
848637104 SPLUNK INC	2,590	4,556
85254J102 STAG INDUSTRIAL INC		
855244109 STARBUCKS CORP COM		
85771P102 STATOIL ASA ADR	11,121	14,716
862121100 STORE CAPITAL CORP	12,022	12,291
86562M209 SUMITOMO TRUST AND B	18,766	26,053
866674104 SUN CMNTYS INC COM	7,927	10,391
867224107 SUNCOR ENERGY INC NE	27,076	34,847

Name of Stock	End of Year Book Value	End of Year Fair Market Value
86722A103 SUNCOKE ENERGY INC	8,545	8,645
867892101 SUNSTONE HOTEL INVS	6,928	8,612
868459108 SUPERNUS PHARMACEUTI	5,187	10,481
870195104 SWEDBANK AB ADR		
875465106 TANGER FACTORY OUTLE	4,938	4,613
87612E106 TARGET CORP	8,350	7,634
87944W105 TELENOR ASA - ADR	14,580	18,652
88146M101 TERRENO REALTY CORP	1,732	2,454
88160R101 TESLA, INC	6,170	8,095
881624209 TEVA PHARMACEUTICAL		
88166T101 TESSERA HOLDING CORP		
883556102 THERMO FISHER SCIENT	11,174	14,241
89151E109 TOTAL S.A. - ADR	14,486	16,197
891826109 TOWER INTERNATIONAL	5,927	7,332
893641100 TRANSDIGM GROUP INC	13,928	16,752
90384S303 ULTA SALON COSMETICS		
904708104 UNIFIRST CORP MASS	7,105	9,729
904767704 UNILEVER PLC - ADR	25,851	32,429
910710102 UNITED INSURANCE HOL		
911312106 UNITED PARCEL SERVIC	11,449	13,345
91359V107 UNIVERSAL INSURANCE	8,106	9,381
919134304 VALEO - ADR	19,508	29,457
922042858 VANGUARD FTSE EMERGI	119,267	154,854
92276F100 VENTAS INC COM		
922908363 VANGUARD INDEX FD ET	69,907	86,342
92343E102 VERISIGN INC COM	7,116	9,613
92345Y106 VERISK ANALYTICS INC	8,136	9,888
927320101 VINCI SA ADR	21,418	29,912
929042109 VORNADO REALTY TRUST	4,405	4,456
929566107 WABASH NATL CORP		

Name of Stock	End of Year Book Value	End of Year Fair Market Value
94733A104 WEB.COM GROUP INC	7,185	8,022
95040Q104 WELLTOWER INC	14,569	14,221
977868306 WOLSELEY PLC ADR		
977874205 WOLTERS KLUWER NV -	22,667	31,047
98138H101 WORKDAY INC	4,695	6,511
981560105 WORLDPAY GROUP PLC-U		
98401F105 XENCOR INC		
98978V103 ZOETIS INC	6,726	8,789
G0408V102 AON PLC	33,877	42,880
G0450A105 ARCH CAPITAL GROUP L	3,765	4,539
G0750C108 AXALTA COATING SYSTE	1,274	1,456
G29183103 EATON CORP PLC	7,538	9,718
G47567105 IHS MARKIT LTD	7,314	8,398
G5480U104 LIBERTY GLOBAL PLC-A	3,069	3,333
G5480U120 LIBERTY GLOBAL PLC-S	4,828	5,211
G5753U112 MAIDEN HOLDINGS LTD		
G81276100 SIGNET JEWELERS LIMI		
G9618E107 WHITE MTNS INS GROUP	5,021	5,108
G96629103 WILLIS TOWERS WATSON		
L9340P101 TRINSEO SA	7,189	11,253
N47279109 INTERXION HOLDING NV	7,655	11,668
N51488117 MOBILEYE NV		
N7902X106 SENSATA TECHNOLOGIES	1,973	2,964
000375204 ABB LTD - ADR	11,749	12,203
00287Y109 ABBVIE INC	7,207	7,737
00373L102 ABN AMRO GROUP NV-UN	11,266	12,119
00507V109 ACTIVISION BLIZZARD	5,137	6,585
023586100 AMERCO	2,303	2,267
02665T306 AMERICAN HOMES 4 REN	4,698	4,717
03783C100 APPFOLIO INC	8,933	8,591

Name of Stock	End of Year Book Value	End of Year Fair Market Value
03820C105 APPLIED INDL TECHNOL	9,036	9,670
089302103 BIG LOTS INC	9,532	10,332
09215C105 BLACK KNIGHT INC	1,725	3,223
114340102 BROOKS AUTOMATION IN	9,298	9,802
149123101 CATERPILLAR INC	7,152	8,194
168905107 THE CHILDREN'S PLACE	9,640	13,082
20449X401 COMPASS GROUP PLC AD	24,462	27,312
21244X109 CONVATEC GROUP PLC-U	12,250	8,139
218352102 CORCEPT THERAPEUTICS	8,975	9,572
22002T108 CORPORATE OFFICE PRO	3,045	2,774
227483104 CROSS CTRY HEALTHCAR	8,570	7,516
23304Y100 DBS GROUP HOLDINGS L	15,643	21,875
233153204 DCT INDUSTRIAL TRUST	5,522	5,525
23317H102 DDR CORP	3,948	2,760
24906P109 DENTSPLY SIRONA INC	11,710	12,310
25157Y202 DEUTSCHE POST AG ADR	13,506	15,608
30224P200 EXTENDED STAY AMERIC	3,230	3,059
31502A105 FERGUSON PLC-ADR	16,851	21,030
320817109 FIRST MERCHANTS CORP	9,385	10,094
36174X101 GGP INC	3,315	2,666
366651107 GARTNER INC	7,977	8,128
40414L109 HCP INC	4,946	4,408
40416M105 HD SUPPLY HOLDINGS I	915	881
42225P501 HEALTHCARE TRUST OF	5,333	5,227
43283X105 HILTON GRAND VACATIO	2,210	3,020
43300A203 HILTON WORLDWIDE HOL	9,340	13,816
441593100 HOULIHAN LOKEY INC	8,054	10,494
444097109 HUDSON PACIFIC PROPE	7,836	7,638
455793109 INDITEX-UNSPON ADR	1,574	1,533
46187W107 INVITATION HOMES INC	19,148	21,802

Name of Stock	End of Year Book Value	End of Year Fair Market Value
464287804 ISHARES CORE S&P SMA	70,033	79,652
485537302 KAO CORP ADR	11,241	12,164
488360207 KEMET CORP	6,036	6,596
492089107 KERINGIUNSPONSORED A	6,271	6,637
50189K103 LCI INDUSTRIES	8,111	10,140
518439104 ESTEE LAUDER COMPANI	7,159	8,780
559079207 MAGELLAN HEALTH, INC	9,623	11,393
564563104 MANTECH INTERNATIONALA	9,804	9,536
580135101 MCDONALDS CORP	10,121	11,360
59410T106 MICHELIN (CGDE) ADR	17,748	19,834
602496101 MIMEDX GROUP INC	9,826	10,605
62942X306 NRG YIELD INC	9,368	10,311
65557A206 NORDEA BANK AB-SPON	13,015	11,735
68554V108 ORASURE TECHNOLOGIES	9,224	9,694
70450Y103 PAYPAL HOLDINGS INC	8,045	9,055
78410G104 SBA COMMUNICATIONS C	13,162	21,400
78469C103 SP PLUS CORP	8,983	8,867
786584102 SAFRAN SA-UNSPON ADR	11,669	11,356
88032Q109 TENCENT HOLDINGS LTD	9,557	10,903
882508104 TEXAS INSTRUMENTS IN	5,469	7,206
889110102 TOKYO ELECTRON LTD-U	10,166	17,534
89400J107 TRANSUNION	4,537	4,727
90346E103 US SILICA HOLDINGS I	8,467	10,354
90385V107 ULTRA CLEAN HLDGS IN	9,658	9,790
922908553 VANGUARD REIT VIPER	105,061	105,219
929160109 VULCAN MATERIALS COM	4,316	4,493
962166104 WEYERHAEUSER CO	4,653	4,690
G5960L103 MEDTRONIC PLC	31,458	30,524
G67506108 OM ASSET MANAGEMENT	9,032	10,268
G8827U100 THIRD POINT REINSURA	9,076	8,160

Name of Stock	End of Year Book Value	End of Year Fair Market Value
Y09827109 BROADCOM LTD	10,230	11,817

TY 2017 Investments Government Obligations Schedule**Name:** LOUISE HEAD DUNCAN TR UW**EIN:** 61-6183556**US Government Securities - End
of Year Book Value:**

244,295

**US Government Securities - End
of Year Fair Market Value:**

236,308

**State & Local Government
Securities - End of Year Book
Value:****State & Local Government
Securities - End of Year Fair
Market Value:**

TY 2017 Investments - Land Schedule**Name:** LOUISE HEAD DUNCAN TR UW**EIN:** 61-6183556

Category/ Item	Cost/Other Basis	Accumulated Depreciation	Book Value	End of Year Fair Market Value
BUILDING	360,000	225,000	135,000	
BUILDING IMPR EXTE	22,550	6,391	16,159	
BUILDING IMPR REMO	1,125	297	828	
LAND	4,516		4,516	
HVAC	3,975	429	3,546	
AC	3,675	383	3,292	
PAVEMENT PARKING L	14,990	3,247	11,743	

TY 2017 Investments - Other Schedule**Name:** LOUISE HEAD DUNCAN TR UW**EIN:** 61-6183556**Investments Other Schedule 2**

Category/ Item	Listed at Cost or FMV	Book Value	End of Year Fair Market Value
JPMORGAN MINERAL INT			
092911965 BLACKSTONE PARTNERS			
29446A819 EQUINOX CAMPBELL			
367829884 GATEWAY FD			
475891917 JPM ACCESS MULTI=STR			
MI0410958 LEE COUNTY, KY	AT COST	1	122,364
MI0410966 MAGOFFIN COUNTY, KY	AT COST	1	1

TY 2017 Other Assets Schedule**Name:** LOUISE HEAD DUNCAN TR UW**EIN:** 61-6183556**Other Assets Schedule**

Description	Beginning of Year - Book Value	End of Year - Book Value	End of Year - Fair Market Value
RE0164971 112 CRYSTAL DRIVE LA	175,084	175,084	415,000
PARTNERSHIPS 5% HOLDBACKS	40,597	0	0

TY 2017 Other Decreases Schedule**Name:** LOUISE HEAD DUNCAN TR UW**EIN:** 61-6183556

Description	Amount
MUT FD INC POSTING NEXT EFF CURR YR	9,615
ROC ADJUSTMENT	5,470
ACCD INT PAID CURR YR EFF NEXT YR	106
WASH SALES ADJ	48
CAP GAIN POSTING NEXT YR EFF CURR YR	82
PARTNERSHIP HOLDBACK DELIVERED	40,597

TY 2017 Other Expenses Schedule**Name:** LOUISE HEAD DUNCAN TR UW**EIN:** 61-6183556**Other Expenses Schedule**

Description	Revenue and Expenses per Books	Net Investment Income	Adjusted Net Income	Disbursements for Charitable Purposes
MINERAL EXPENSES	2,176	2,176		0
ADR FEES	1,286	1,286		0
POSTMASTER - CALLER SERVICE	132	0		132
POSTAGE	24	0		24
Rent and Royalty Expense	12,010			

TY 2017 Other Income Schedule

Name: LOUISE HEAD DUNCAN TR UW

EIN: 61-6183556

Other Income Schedule

Description	Revenue And Expenses Per Books	Net Investment Income	Adjusted Net Income
GROSS ROYALTY INCOME	10,769	10,769	

TY 2017 Other Increases Schedule**Name:** LOUISE HEAD DUNCAN TR UW**EIN:** 61-6183556

Description	Amount
ROUNDING	1
MUTUAL FUND DEFERRED INCOME	1,441
PRIOR TRUSTEE COST ADJUSTMENT	0
MUT FD ICN POSTING CURR EFF PREV YR	8,814
ACCD INT POSTED PRIOR EFF CURR YR	84
PRIOR YR COST ADJ	1,265

TY 2017 Other Professional Fees Schedule**Name:** LOUISE HEAD DUNCAN TR UW**EIN:** 61-6183556

Category	Amount	Net Investment Income	Adjusted Net Income	Disbursements for Charitable Purposes
INVESTMENT MGMT FEES-SUBJECT T	10,262	10,262		

TY 2017 Taxes Schedule**Name:** LOUISE HEAD DUNCAN TR UW**EIN:** 61-6183556

Category	Amount	Net Investment Income	Adjusted Net Income	Disbursements for Charitable Purposes
FOREIGN TAXES	5,547	5,547		0
FEDERAL TAX PAYMENT - PRIOR YE	2,617	0		0
FEDERAL ESTIMATES - PRINCIPAL	3,444	0		0
FOREIGN TAXES ON QUALIFIED FOR	1,820	1,820		0
FOREIGN TAXES ON NONQUALIFIED	362	362		0