

Form **990-PF**  
 Department of the Treasury  
 Internal Revenue Service

**Return of Private Foundation**  
**or Section 4947(a)(1) Trust Treated as Private Foundation**

▶ **Do not enter social security numbers on this form as it may be made public.**  
 ▶ **Information about Form 990-PF and its instructions is at [www.irs.gov/form990pf](http://www.irs.gov/form990pf).**

OMB No 1545-0052  
**2017**  
**Open to Public Inspection**

**For calendar year 2017, or tax year beginning 01-01-2017, and ending 12-31-2017**

Name of foundation Homer A and Ida S Jones Trust		<b>A Employer identification number</b> 58-1535978	
Number and street (or P O box number if mail is not delivered to street address) Room/suite 105 Landmark Lane		<b>B Telephone number (see instructions)</b>	
City or town, state or province, country, and ZIP or foreign postal code Bristol, TN 37620		<b>C</b> If exemption application is pending, check here <input type="checkbox"/>	
<b>G</b> Check all that apply: <input type="checkbox"/> Initial return <input type="checkbox"/> Initial return of a former public charity <input type="checkbox"/> Final return <input type="checkbox"/> Amended return <input type="checkbox"/> Address change <input type="checkbox"/> Name change		<b>D 1.</b> Foreign organizations, check here <input type="checkbox"/> <b>2</b> Foreign organizations meeting the 85% test, check here and attach computation <input type="checkbox"/>	
<b>H</b> Check type of organization: <input checked="" type="checkbox"/> Section 501(c)(3) exempt private foundation <input type="checkbox"/> Section 4947(a)(1) nonexempt charitable trust <input type="checkbox"/> Other taxable private foundation		<b>E</b> If private foundation status was terminated under section 507(b)(1)(A), check here <input type="checkbox"/>	
<b>I</b> Fair market value of all assets at end of year (from Part II, col (c), line 16) ▶ \$ 993,927		<b>J</b> Accounting method: <input checked="" type="checkbox"/> Cash <input type="checkbox"/> Accrual <input type="checkbox"/> Other (specify) _____ (Part I, column (d) must be on cash basis)	
		<b>F</b> If the foundation is in a 60-month termination under section 507(b)(1)(B), check here <input type="checkbox"/>	

<b>Part I Analysis of Revenue and Expenses</b> (The total of amounts in columns (b), (c), and (d) may not necessarily equal the amounts in column (a) (see instructions) )		(a) Revenue and expenses per books	(b) Net investment income	(c) Adjusted net income	(d) Disbursements for charitable purposes (cash basis only)
<b>Revenue</b>	<b>1</b> Contributions, gifts, grants, etc., received (attach schedule)				
	<b>2</b> Check <input checked="" type="checkbox"/> if the foundation is <b>not</b> required to attach Sch B				
	<b>3</b> Interest on savings and temporary cash investments				
	<b>4</b> Dividends and interest from securities	17,007	16,972		
	<b>5a</b> Gross rents				
	<b>b</b> Net rental income or (loss)				
	<b>6a</b> Net gain or (loss) from sale of assets not on line 10	36,224			
	<b>b</b> Gross sales price for all assets on line 6a 207,003				
	<b>7</b> Capital gain net income (from Part IV, line 2)		36,274		
	<b>8</b> Net short-term capital gain				
	<b>9</b> Income modifications				
	<b>10a</b> Gross sales less returns and allowances				
<b>b</b> Less Cost of goods sold					
<b>c</b> Gross profit or (loss) (attach schedule)					
<b>11</b> Other income (attach schedule)	235	186			
<b>12 Total.</b> Add lines 1 through 11	53,466	53,432			
<b>Operating and Administrative Expenses</b>	<b>13</b> Compensation of officers, directors, trustees, etc				
	<b>14</b> Other employee salaries and wages				
	<b>15</b> Pension plans, employee benefits				
	<b>16a</b> Legal fees (attach schedule)				
	<b>b</b> Accounting fees (attach schedule)	3,191	1,595		1,595
	<b>c</b> Other professional fees (attach schedule)	9,608	9,580		
	<b>17</b> Interest				
	<b>18</b> Taxes (attach schedule) (see instructions)	634	142		
	<b>19</b> Depreciation (attach schedule) and depletion				
	<b>20</b> Occupancy				
	<b>21</b> Travel, conferences, and meetings				
	<b>22</b> Printing and publications				
	<b>23</b> Other expenses (attach schedule)				
	<b>24 Total operating and administrative expenses.</b> Add lines 13 through 23	13,433	11,317		1,595
	<b>25</b> Contributions, gifts, grants paid	57,751			57,751
<b>26 Total expenses and disbursements.</b> Add lines 24 and 25	71,184	11,317		59,346	
<b>27</b> Subtract line 26 from line 12					
<b>a Excess of revenue over expenses and disbursements</b>	-17,718				
<b>b Net investment income</b> (if negative, enter -0-)		42,115			
<b>c Adjusted net income</b> (if negative, enter -0-)			0		

<b>Part II Balance Sheets</b> Attached schedules and amounts in the description column should be for end-of-year amounts only (See instructions)		Beginning of year	End of year	
		(a) Book Value	(b) Book Value	(c) Fair Market Value
<b>Assets</b>	<b>1</b> Cash—non-interest-bearing . . . . .			
	<b>2</b> Savings and temporary cash investments . . . . .	7,319	2,983	2,983
	<b>3</b> Accounts receivable ▶ _____ Less allowance for doubtful accounts ▶ _____			
	<b>4</b> Pledges receivable ▶ _____ Less allowance for doubtful accounts ▶ _____			
	<b>5</b> Grants receivable . . . . .			
	<b>6</b> Receivables due from officers, directors, trustees, and other disqualified persons (attach schedule) (see instructions) . . . . .			
	<b>7</b> Other notes and loans receivable (attach schedule) ▶ _____ Less allowance for doubtful accounts ▶ _____			
	<b>8</b> Inventories for sale or use . . . . .			
	<b>9</b> Prepaid expenses and deferred charges . . . . .			
	<b>10a</b> Investments—U S and state government obligations (attach schedule)			
	<b>b</b> Investments—corporate stock (attach schedule) . . . . .	486,774	471,125	859,147
	<b>c</b> Investments—corporate bonds (attach schedule) . . . . .			
	<b>11</b> Investments—land, buildings, and equipment basis ▶ _____ Less accumulated depreciation (attach schedule) ▶ _____			
	<b>12</b> Investments—mortgage loans . . . . .			
	<b>13</b> Investments—other (attach schedule) . . . . .	120,992	118,958	131,330
	<b>14</b> Land, buildings, and equipment basis ▶ _____ Less accumulated depreciation (attach schedule) ▶ _____			
<b>15</b> Other assets (describe ▶ _____)	-3,709	467	467	
<b>16 Total assets</b> (to be completed by all filers—see the instructions Also, see page 1, item I)	611,376	593,533	993,927	
<b>Liabilities</b>	<b>17</b> Accounts payable and accrued expenses . . . . .			
	<b>18</b> Grants payable . . . . .			
	<b>19</b> Deferred revenue . . . . .			
	<b>20</b> Loans from officers, directors, trustees, and other disqualified persons			
	<b>21</b> Mortgages and other notes payable (attach schedule) . . . . .			
	<b>22</b> Other liabilities (describe ▶ _____)			
	<b>23 Total liabilities</b> (add lines 17 through 22) . . . . .	0	0	
<b>Net Assets or Fund Balances</b>	<b>Foundations that follow SFAS 117, check here</b> ▶ <input type="checkbox"/> <b>and complete lines 24 through 26 and lines 30 and 31.</b>			
	<b>24</b> Unrestricted . . . . .			
	<b>25</b> Temporarily restricted . . . . .			
	<b>26</b> Permanently restricted . . . . .			
	<b>Foundations that do not follow SFAS 117, check here</b> ▶ <input checked="" type="checkbox"/> <b>and complete lines 27 through 31.</b>			
	<b>27</b> Capital stock, trust principal, or current funds . . . . .	611,376	593,533	
	<b>28</b> Paid-in or capital surplus, or land, bldg , and equipment fund			
<b>29</b> Retained earnings, accumulated income, endowment, or other funds				
<b>30 Total net assets or fund balances</b> (see instructions) . . . . .	611,376	593,533		
<b>31 Total liabilities and net assets/fund balances</b> (see instructions) .	611,376	593,533		

**Part III Analysis of Changes in Net Assets or Fund Balances**

<b>1</b> Total net assets or fund balances at beginning of year—Part II, column (a), line 30 (must agree with end-of-year figure reported on prior year's return) . . . . .	<b>1</b>	611,376
<b>2</b> Enter amount from Part I, line 27a . . . . .	<b>2</b>	-17,718
<b>3</b> Other increases not included in line 2 (itemize) ▶ _____	<b>3</b>	
<b>4</b> Add lines 1, 2, and 3 . . . . .	<b>4</b>	593,658
<b>5</b> Decreases not included in line 2 (itemize) ▶ _____	<b>5</b>	125
<b>6</b> Total net assets or fund balances at end of year (line 4 minus line 5)—Part II, column (b), line 30 .	<b>6</b>	593,533

**Part IV Capital Gains and Losses for Tax on Investment Income**

(a) List and describe the kind(s) of property sold (e.g., real estate, 2-story brick warehouse, or common stock, 200 shs MLC Co)		(b) How acquired P—Purchase D—Donation	(c) Date acquired (mo, day, yr)	(d) Date sold (mo, day, yr)
<b>1 a</b> Publicly traded securities - Schwab				
<b>b</b> Publicly traded securities - Schwab				
<b>c</b> Capital Gain Distributions - Schwab				
<b>d</b>				
<b>e</b>				
(e) Gross sales price	(f) Depreciation allowed (or allowable)	(g) Cost or other basis plus expense of sale	(h) Gain or (loss) (e) plus (f) minus (g)	
<b>a</b> 45,111		41,838	3,273	
<b>b</b> 161,892		128,940	32,952	
<b>c</b> 49			49	
<b>d</b>				
<b>e</b>				
(i) F M V as of 12/31/69			(j) Adjusted basis as of 12/31/69	
(k) Excess of col (i) over col (j), if any			(l) Gain or (loss) col (k), but not less than -0- or Losses (from col (h))	
<b>a</b>			3,273	
<b>b</b>			32,952	
<b>c</b>			49	
<b>d</b>				
<b>e</b>				
<b>2</b> Capital gain net income or (net capital loss)			<b>2</b>	36,274
<b>3</b> Net short-term capital gain or (loss) as defined in sections 1222(5) and (6) If gain, also enter in Part I, line 8, column (c) (see instructions) If (loss), enter -0- in Part I, line 8			<b>3</b>	

**Part V Qualification Under Section 4940(e) for Reduced Tax on Net Investment Income**

(For optional use by domestic private foundations subject to the section 4940(a) tax on net investment income)

If section 4940(d)(2) applies, leave this part blank

Was the foundation liable for the section 4942 tax on the distributable amount of any year in the base period?  Yes  No  
 If "Yes," the foundation does not qualify under section 4940(e) Do not complete this part

**1** Enter the appropriate amount in each column for each year, see instructions before making any entries

(a) Base period years Calendar year (or tax year beginning in)	(b) Adjusted qualifying distributions	(c) Net value of noncharitable-use assets	(d) Distribution ratio (col (b) divided by col (c))
2016	158,901	866,118	0.183463
2015	91,082	1,056,595	0.086203
2014	188,123	1,147,494	0.163942
2013	184,977	1,148,505	0.161059
2012	65,433	1,098,734	0.059553
<b>2</b> Total of line 1, column (d)			<b>2</b> 0.654221
<b>3</b> Average distribution ratio for the 5-year base period—divide the total on line 2 by 5, or by the number of years the foundation has been in existence if less than 5 years			<b>3</b> 0.130844
<b>4</b> Enter the net value of noncharitable-use assets for 2017 from Part X, line 5			<b>4</b> 927,659
<b>5</b> Multiply line 4 by line 3			<b>5</b> 121,379
<b>6</b> Enter 1% of net investment income (1% of Part I, line 27b)			<b>6</b> 421
<b>7</b> Add lines 5 and 6			<b>7</b> 121,800
<b>8</b> Enter qualifying distributions from Part XII, line 4			<b>8</b> 59,346

If line 8 is equal to or greater than line 7, check the box in Part VI, line 1b, and complete that part using a 1% tax rate See the Part VI instructions

Part VI Excise Tax Based on Investment Income (Section 4940(a), 4940(b), 4940(e), or 4948—see instructions)

Table with 11 rows for excise tax calculations. Includes sections 1a through 11, with sub-sections 6a-6d. Total amount owed is 375, and amount overpaid is 0. Refunded amount is 0.

Part VII-A Statements Regarding Activities

Table with 10 rows for activity statements. Includes questions 1a through 10 regarding political activities, unrelated business income, and substantial contributors. Yes/No columns for each question.

Part VII-A Statements Regarding Activities (continued)

Table with 3 columns: Question, Yes, No. Rows 11-14 regarding controlled entities, distributions, public inspection requirements, and books in care.

Located at 105 Landmark Lane Bristol TN ZIP+4 37620

15 Section 4947(a)(1) nonexempt charitable trusts filing Form 990-PF in lieu of Form 1041 - Check here and enter the amount of tax-exempt interest received or accrued during the year.

Table with 3 columns: Question, Yes, No. Row 16 regarding interest in foreign countries.

Part VII-B Statements Regarding Activities for Which Form 4720 May Be Required

File Form 4720 if any item is checked in the "Yes" column, unless an exception applies.

Main table with 3 columns: Question, Yes, No. Rows 1a-4b regarding Form 4720 exceptions and requirements.

**Part VII-B Statements Regarding Activities for Which Form 4720 May Be Required** (Continued)

<b>5a</b>	During the year did the foundation pay or incur any amount to			
	<b>(1)</b> Carry on propaganda, or otherwise attempt to influence legislation (section 4945(e))?	<input type="checkbox"/> Yes	<input checked="" type="checkbox"/> No	
	<b>(2)</b> Influence the outcome of any specific public election (see section 4955), or to carry on, directly or indirectly, any voter registration drive? . . . . .	<input type="checkbox"/> Yes	<input checked="" type="checkbox"/> No	
	<b>(3)</b> Provide a grant to an individual for travel, study, or other similar purposes?	<input type="checkbox"/> Yes	<input checked="" type="checkbox"/> No	
	<b>(4)</b> Provide a grant to an organization other than a charitable, etc., organization described in section 4945(d)(4)(A)? (see instructions). . . . .	<input type="checkbox"/> Yes	<input checked="" type="checkbox"/> No	
	<b>(5)</b> Provide for any purpose other than religious, charitable, scientific, literary, or educational purposes, or for the prevention of cruelty to children or animals? . . . . .	<input type="checkbox"/> Yes	<input checked="" type="checkbox"/> No	
<b>b</b>	If any answer is "Yes" to 5a(1)–(5), did <b>any</b> of the transactions fail to qualify under the exceptions described in Regulations section 53.4945 or in a current notice regarding disaster assistance (see instructions)? . . . . . Organizations relying on a current notice regarding disaster assistance check here. . . . . ▶		<input type="checkbox"/>	<b>5b</b>
<b>c</b>	If the answer is "Yes" to question 5a(4), does the foundation claim exemption from the tax because it maintained expenditure responsibility for the grant? . . . . . <i>If "Yes," attach the statement required by Regulations section 53.4945–5(d)</i>	<input type="checkbox"/> Yes	<input type="checkbox"/> No	
<b>6a</b>	Did the foundation, during the year, receive any funds, directly or indirectly, to pay premiums on a personal benefit contract? . . . . .	<input type="checkbox"/> Yes	<input checked="" type="checkbox"/> No	
<b>b</b>	Did the foundation, during the year, pay premiums, directly or indirectly, on a personal benefit contract? . . . . . <i>If "Yes" to 6b, file Form 8870</i>			<b>6b</b>
<b>7a</b>	At any time during the tax year, was the foundation a party to a prohibited tax shelter transaction?	<input type="checkbox"/> Yes	<input checked="" type="checkbox"/> No	
<b>b</b>	If yes, did the foundation receive any proceeds or have any net income attributable to the transaction? . . . . .			<b>7b</b>

**Part VIII Information About Officers, Directors, Trustees, Foundation Managers, Highly Paid Employees, and Contractors**

**1 List all officers, directors, trustees, foundation managers and their compensation (see instructions).**

(a) Name and address	Title, and average hours per week (b) devoted to position	(c) Compensation (If not paid, enter -0-)	(d) Contributions to employee benefit plans and deferred compensation	(e) Expense account, other allowances
Nell King Bieger 105 Landmark Lane Bristol, TN 37620	Trustee 0 80	0	0	0
Diana J Mawhinney 6233 N Forest Glen Ave Chicago, IL 60646	Trustee 0 20	0	0	0
Sara J Konhaus 200 W Washington Ave Fairfield, IA 52556	Trustee 0 20	0	0	0

**2 Compensation of five highest-paid employees (other than those included on line 1—see instructions). If none, enter "NONE."**

(a) Name and address of each employee paid more than \$50,000	Title, and average hours per week (b) devoted to position	(c) Compensation	(d) Contributions to employee benefit plans and deferred compensation	(e) Expense account, other allowances
NONE				

Total number of other employees paid over \$50,000. . . . . 0

**3 Five highest-paid independent contractors for professional services (see instructions). If none, enter "NONE."**

(a) Name and address of each person paid more than \$50,000	(b) Type of service	(c) Compensation
NONE		

Total number of others receiving over \$50,000 for professional services. . . . .

**Part IX-A Summary of Direct Charitable Activities**

List the foundation's four largest direct charitable activities during the tax year. Include relevant statistical information such as the number of organizations and other beneficiaries served, conferences convened, research papers produced, etc

	Expenses
<b>1</b> NONE	0
<b>2</b>	
<b>3</b>	
<b>4</b>	

**Part IX-B Summary of Program-Related Investments (see instructions)**

Describe the two largest program-related investments made by the foundation during the tax year on lines 1 and 2

	Amount
<b>1</b> NONE	0
<b>2</b>	
<b>3</b> All other program-related investments See instructions	
<b>Total.</b> Add lines 1 through 3	

**Part X Minimum Investment Return** (All domestic foundations must complete this part. Foreign foundations, see instructions.)

<b>1</b>	Fair market value of assets not used (or held for use) directly in carrying out charitable, etc., purposes		
<b>a</b>	Average monthly fair market value of securities.	<b>1a</b>	923,827
<b>b</b>	Average of monthly cash balances.	<b>1b</b>	17,959
<b>c</b>	Fair market value of all other assets (see instructions).	<b>1c</b>	0
<b>d</b>	<b>Total</b> (add lines 1a, b, and c).	<b>1d</b>	941,786
<b>e</b>	Reduction claimed for blockage or other factors reported on lines 1a and 1c (attach detailed explanation).	<b>1e</b>	
<b>2</b>	Acquisition indebtedness applicable to line 1 assets.	<b>2</b>	0
<b>3</b>	Subtract line 2 from line 1d.	<b>3</b>	941,786
<b>4</b>	Cash deemed held for charitable activities. Enter 1 1/2% of line 3 (for greater amount, see instructions).	<b>4</b>	14,127
<b>5</b>	<b>Net value of noncharitable-use assets.</b> Subtract line 4 from line 3. Enter here and on Part V, line 4.	<b>5</b>	927,659
<b>6</b>	<b>Minimum investment return.</b> Enter 5% of line 5.	<b>6</b>	46,383

**Part XI Distributable Amount** (see instructions) (Section 4942(j)(3) and (j)(5) private operating foundations and certain foreign organizations check here  and do not complete this part.)

<b>1</b>	Minimum investment return from Part X, line 6.	<b>1</b>	46,383
<b>2a</b>	Tax on investment income for 2017 from Part VI, line 5.	<b>2a</b>	842
<b>b</b>	Income tax for 2017 (This does not include the tax from Part VI).	<b>2b</b>	
<b>c</b>	Add lines 2a and 2b.	<b>2c</b>	842
<b>3</b>	Distributable amount before adjustments. Subtract line 2c from line 1.	<b>3</b>	45,541
<b>4</b>	Recoveries of amounts treated as qualifying distributions.	<b>4</b>	
<b>5</b>	Add lines 3 and 4.	<b>5</b>	45,541
<b>6</b>	Deduction from distributable amount (see instructions).	<b>6</b>	
<b>7</b>	<b>Distributable amount</b> as adjusted. Subtract line 6 from line 5. Enter here and on Part XIII, line 1.	<b>7</b>	45,541

**Part XII Qualifying Distributions** (see instructions)

<b>1</b>	Amounts paid (including administrative expenses) to accomplish charitable, etc., purposes		
<b>a</b>	Expenses, contributions, gifts, etc.—total from Part I, column (d), line 26.	<b>1a</b>	59,346
<b>b</b>	Program-related investments—total from Part IX-B.	<b>1b</b>	
<b>2</b>	Amounts paid to acquire assets used (or held for use) directly in carrying out charitable, etc., purposes.	<b>2</b>	
<b>3</b>	Amounts set aside for specific charitable projects that satisfy the		
<b>a</b>	Suitability test (prior IRS approval required).	<b>3a</b>	
<b>b</b>	Cash distribution test (attach the required schedule).	<b>3b</b>	
<b>4</b>	<b>Qualifying distributions.</b> Add lines 1a through 3b. Enter here and on Part V, line 8, and Part XIII, line 4.	<b>4</b>	59,346
<b>5</b>	Foundations that qualify under section 4940(e) for the reduced rate of tax on net investment income. Enter 1% of Part I, line 27b (see instructions).	<b>5</b>	
<b>6</b>	<b>Adjusted qualifying distributions.</b> Subtract line 5 from line 4.	<b>6</b>	59,346

**Note:** The amount on line 6 will be used in Part V, column (b), in subsequent years when calculating whether the foundation qualifies for the section 4940(e) reduction of tax in those years.



**Part XIII Undistributed Income** (see instructions)

	(a) Corpus	(b) Years prior to 2016	(c) 2016	(d) 2017
<b>1</b> Distributable amount for 2017 from Part XI, line 7				45,541
<b>2</b> Undistributed income, if any, as of the end of 2017				
<b>a</b> Enter amount for 2016 only. . . . .				
<b>b</b> Total for prior years 20___, 20___, 20___				
<b>3</b> Excess distributions carryover, if any, to 2017				
<b>a</b> From 2012. . . . .	10,135			
<b>b</b> From 2013. . . . .	128,981			
<b>c</b> From 2014. . . . .	133,104			
<b>d</b> From 2015. . . . .	38,361			
<b>e</b> From 2016. . . . .	116,843			
<b>f</b> Total of lines 3a through e. . . . .	427,424			
<b>4</b> Qualifying distributions for 2017 from Part XII, line 4 ▶ \$ <u>59,346</u>				
<b>a</b> Applied to 2016, but not more than line 2a				
<b>b</b> Applied to undistributed income of prior years (Election required—see instructions). . . . .				
<b>c</b> Treated as distributions out of corpus (Election required—see instructions). . . . .				
<b>d</b> Applied to 2017 distributable amount. . . . .				45,541
<b>e</b> Remaining amount distributed out of corpus	13,805			
<b>5</b> Excess distributions carryover applied to 2017 (If an amount appears in column (d), the same amount must be shown in column (a) )				
<b>6</b> Enter the net total of each column as indicated below:				
<b>a</b> Corpus Add lines 3f, 4c, and 4e Subtract line 5	441,229			
<b>b</b> Prior years' undistributed income Subtract line 4b from line 2b . . . . .				
<b>c</b> Enter the amount of prior years' undistributed income for which a notice of deficiency has been issued, or on which the section 4942(a) tax has been previously assessed. . . . .				
<b>d</b> Subtract line 6c from line 6b Taxable amount—see instructions . . . . .				
<b>e</b> Undistributed income for 2016 Subtract line 4a from line 2a Taxable amount—see instructions . . . . .				
<b>f</b> Undistributed income for 2017 Subtract lines 4d and 5 from line 1 This amount must be distributed in 2018 . . . . .				0
<b>7</b> Amounts treated as distributions out of corpus to satisfy requirements imposed by section 170(b)(1)(F) or 4942(g)(3) (Election may be required - see instructions). . . . .				
<b>8</b> Excess distributions carryover from 2012 not applied on line 5 or line 7 (see instructions). . . . .	10,135			
<b>9</b> Excess distributions carryover to 2018. Subtract lines 7 and 8 from line 6a . . . . .	431,094			
<b>10</b> Analysis of line 9				
<b>a</b> Excess from 2013. . . . .	128,981			
<b>b</b> Excess from 2014. . . . .	133,104			
<b>c</b> Excess from 2015. . . . .	38,361			
<b>d</b> Excess from 2016. . . . .	116,843			
<b>e</b> Excess from 2017. . . . .	13,805			

**Part XIV Private Operating Foundations** (see instructions and Part VII-A, question 9)

**1a** If the foundation has received a ruling or determination letter that it is a private operating foundation, and the ruling is effective for 2017, enter the date of the ruling. . . . . ▶

**b** Check box to indicate whether the organization is a private operating foundation described in section  4942(j)(3) or  4942(j)(5)

**2a** Enter the lesser of the adjusted net income from Part I or the minimum investment return from Part X for each year listed . . . . .

	Tax year	Prior 3 years			<b>(e) Total</b>
	<b>(a) 2017</b>	<b>(b) 2016</b>	<b>(c) 2015</b>	<b>(d) 2014</b>	
<b>b</b> 85% of line 2a . . . . .					
<b>c</b> Qualifying distributions from Part XII, line 4 for each year listed . . . . .					
<b>d</b> Amounts included in line 2c not used directly for active conduct of exempt activities . . . . .					
<b>e</b> Qualifying distributions made directly for active conduct of exempt activities. Subtract line 2d from line 2c . . . . .					

**3** Complete 3a, b, or c for the alternative test relied upon

**a** "Assets" alternative test—enter

**(1)** Value of all assets . . . . .

**(2)** Value of assets qualifying under section 4942(j)(3)(B)(i)

**b** "Endowment" alternative test— enter 2/3 of minimum investment return shown in Part X, line 6 for each year listed. . .

**c** "Support" alternative test—enter

**(1)** Total support other than gross investment income (interest, dividends, rents, payments on securities loans (section 512(a)(5)), or royalties) . . . . .

**(2)** Support from general public and 5 or more exempt organizations as provided in section 4942(j)(3)(B)(iii). . . . .

**(3)** Largest amount of support from an exempt organization

**(4)** Gross investment income

**Part XV Supplementary Information (Complete this part only if the organization had \$5,000 or more in assets at any time during the year—see instructions.)**

**1 Information Regarding Foundation Managers:**

**a** List any managers of the foundation who have contributed more than 2% of the total contributions received by the foundation before the close of any tax year (but only if they have contributed more than \$5,000) (See section 507(d)(2) )  
None

**b** List any managers of the foundation who own 10% or more of the stock of a corporation (or an equally large portion of the ownership of a partnership or other entity) of which the foundation has a 10% or greater interest  
None

**2 Information Regarding Contribution, Grant, Gift, Loan, Scholarship, etc., Programs:**

Check here  if the foundation only makes contributions to preselected charitable organizations and does not accept unsolicited requests for funds. If the foundation makes gifts, grants, etc (see instructions) to individuals or organizations under other conditions, complete items 2a, b, c, and d

**a** The name, address, and telephone number or email address of the person to whom applications should be addressed

---

**b** The form in which applications should be submitted and information and materials they should include

---

**c** Any submission deadlines

---

**d** Any restrictions or limitations on awards, such as by geographical areas, charitable fields, kinds of institutions, or other factors

**Part XV** **Supplementary Information** (continued)**3 Grants and Contributions Paid During the Year or Approved for Future Payment**

Recipient	If recipient is an individual, show any relationship to any foundation manager or substantial contributor	Foundation status of recipient	Purpose of grant or contribution	Amount
Name and address (home or business)				
<b>a</b> <i>Paid during the year</i> See Additional Data Table				
<b>Total . . . . .</b>			▶ <b>3a</b>	57,751
<b>b</b> <i>Approved for future payment</i>				
<b>Total . . . . .</b>			▶ <b>3b</b>	0



Information Regarding Transfers To and Transactions and Relationships With Noncharitable Exempt Organizations

Part XVII

1 Did the organization directly or indirectly engage in any of the following with any other organization described in section 501(c) of the Code... 1a(1) Cash... 1a(2) Other assets... 1b(1) Sales of assets... 1b(2) Purchases of assets... 1b(3) Rental of facilities... 1b(4) Reimbursement arrangements... 1b(5) Loans or loan guarantees... 1b(6) Performance of services... 1c Sharing of facilities...

Table with 4 columns: (a) Line No, (b) Amount involved, (c) Name of noncharitable exempt organization, (d) Description of transfers, transactions, and sharing arrangements.

2a Is the foundation directly or indirectly affiliated with, or related to, one or more tax-exempt organizations described in section 501(c) of the Code... [ ] Yes [x] No

Table with 3 columns: (a) Name of organization, (b) Type of organization, (c) Description of relationship.

Under penalties of perjury, I declare that I have examined this return, including accompanying schedules and statements, and to the best of my knowledge and belief, it is true, correct, and complete. Declaration of preparer (other than taxpayer) is based on all information of which preparer has any knowledge. Sign Here [Signature] 2018-05-10 [Title] May the IRS discuss this return with the preparer shown below [x] Yes [ ] No

Paid Preparer Use Only section containing fields for Preparer's name (Robert F Peel), Signature, Date, Check if self-employed, PTIN (P00958198), Firm's name (Jones King Downs and Peel P C), Firm's EIN (54-1588869), Firm's address (105 Landmark Lane, Bristol, TN 37620), and Phone no (423) 764-5535.

**Form 990PF Part XV Line 3 - Grants and Contributions Paid During the Year or Approved for Future Payment**

Recipient	If recipient is an individual, show any relationship to any foundation manager or substantial contributor	Foundation status of recipient	Purpose of grant or contribution	Amount
Name and address (home or business)				
<b>a</b> <i>Paid during the year</i>				
David Lynch Foundation 1000 North Fourth Fairfield, IA 52557				
State Street United Methodist Churc 300 W Valley Drive Bristol, VA 24201				
Daughters of America Revolution 353 Vance Drive Bristol, TN 376204147				
YMCA of Bristol400 M L King Jr Blvd Bristol, TN 37620				
American Red Cross431 18th Street NW Washington, DC 20006				
<b>Total . . . . .</b> ▶ <b>3a</b>				57,751

Form 990PF Part XV Line 3 - Grants and Contributions Paid During the Year or Approved for Future Payment				
Recipient	If recipient is an individual, show any relationship to any foundation manager or substantial contributor	Foundation status of recipient	Purpose of grant or contribution	Amount
Name and address (home or business)				
<b>a</b> <i>Paid during the year</i>				
University of Tennessee Foundation 1505 West Cumberland Avenue Knoxville, TN 379961810		PC	Homer A Jones Jr Wills Clinic Support Endowment	5,000
<b>Total</b> . . . . . <b>3a</b>				57,751

**TY 2017 Accounting Fees Schedule****Name:** Homer A and Ida S Jones Trust**EIN:** 58-1535978**Accounting Fees Schedule**

<b>Category</b>	<b>Amount</b>	<b>Net Investment Income</b>	<b>Adjusted Net Income</b>	<b>Disbursements for Charitable Purposes</b>
Accounting legal & tax svc	3,191	1,595	0	1,595



**TY 2017 Investments Corporate Stock Schedule****Name:** Homer A and Ida S Jones Trust**EIN:** 58-1535978

<b>Name of Stock</b>	<b>End of Year Book Value</b>	<b>End of Year Fair Market Value</b>
Total Equities - Schwab	471,125	859,147

**TY 2017 Investments - Other Schedule****Name:** Homer A and Ida S Jones Trust**EIN:** 58-1535978**Investments Other Schedule 2**

<b>Category/ Item</b>	<b>Listed at Cost or FMV</b>	<b>Book Value</b>	<b>End of Year Fair Market Value</b>
Schwab 5254-7899 Pfd Bonds, REITS		41,062	48,272
Schwab 5254-7899 Exchange Traded Fd		77,896	83,058

**TY 2017 Other Assets Schedule****Name:** Homer A and Ida S Jones Trust**EIN:** 58-1535978**Other Assets Schedule**

Description	Beginning of Year - Book Value	End of Year - Book Value	End of Year - Fair Market Value
Estimated Tax Pymnts2016 Carryover	1,091	467	467
Schwab Margin Loan balance	-4,800	0	0

**TY 2017 Other Decreases Schedule****Name:** Homer A and Ida S Jones Trust**EIN:** 58-1535978

<b>Description</b>	<b>Amount</b>
Rounding	1
Basis Adjustment-Sun Communities	128
Basis Adjustment-Lamar Advertising	46
Miscellaneous Adjustment	-50

**TY 2017 Other Income Schedule****Name:** Homer A and Ida S Jones Trust**EIN:** 58-1535978**Other Income Schedule**


Description	Revenue And Expenses Per Books	Net Investment Income	Adjusted Net Income
Nondividend Distributions	0	186	0
Class Action Proceeds	235	0	0

**TY 2017 Other Professional Fees Schedule****Name:** Homer A and Ida S Jones Trust**EIN:** 58-1535978

<b>Category</b>	<b>Amount</b>	<b>Net Investment Income</b>	<b>Adjusted Net Income</b>	<b>Disbursements for Charitable Purposes</b>
Solaris Group- Management fees	9,137	9,594	0	0
Schwab- CustodyADR fees	471	-14	0	0

**TY 2017 Taxes Schedule****Name:** Homer A and Ida S Jones Trust**EIN:** 58-1535978

<b>Category</b>	<b>Amount</b>	<b>Net Investment Income</b>	<b>Adjusted Net Income</b>	<b>Disbursements for Charitable Purposes</b>
Foreign Taxes	10	142	0	0
2016 Form 990-PF	624	0	0	0



Schwab One® Trust Account of  
**N BIEGER & D MAWHINNEY TTEE**  
**HOMER A AND IDA S JONES TRUST**  
 U/A DTD 10/01/1983

Account Number  
**5254-7899**

Statement Period  
**December 1-31, 2017**

**Investment Detail - Cash and Bank Sweep**

	Starting Balance	Ending Balance
<b>Cash</b>		
Cash	20.61	533.46
<b>Total Cash</b>	<b>20.61</b>	<b>533.46</b>
<b>Bank Sweep</b>		
Bank Sweep XZ	55.18	2,449.81
<b>Total Bank Sweep</b>	<b>55.18</b>	<b>2,449.81</b>
<b>Total Cash and Bank Sweep - Line 2</b>		<b>2,983.27</b>

**Investment Detail - Equities**

Equities	Quantity	Market Price	Market Value	Unrealized Gain or (Loss)	Estimated Yield	Estimated Annual Income
<b>ADOBE SYSTEMS INC (M)</b>	<b>200.0000</b>	<b>175.2400</b>	<b>35,048.00</b>	<b>24,571.44</b>	<b>N/A</b>	<b>N/A</b>
SYMBOL: ADBE	200.0000	52.3828	10,476.56	24,571.44	1538	Long-Term
<b>AETNA INC (M)</b>	<b>225.0000</b>	<b>180.3900</b>	<b>40,587.75</b>	<b>26,434.76</b>	<b>1.10%</b>	<b>450.00</b>
SYMBOL: AET	100.0000	63.1800	6,318.00	11,721.00	1633	Long-Term
	25.0000	63.4900	1,587.25	2,922.50	1630	Long-Term
	100.0000	62.4774	6,247.74	11,791.26	1629	Long-Term
<i>Cost Basis</i>			<b>14,152.99</b>			

Schwab has provided accurate gain and loss information wherever possible for most investments. Cost basis data may be incomplete or unavailable for some of your holdings. Please see "Endnotes for Your Account" section for an explanation of the endnote codes and symbols on this statement.



DUPLICATE STATEMENT

Schwab One® Trust Account of  
**N BIEGER & D MAWHINNEY TTEE**  
**HOMER A AND IDA S JONES TRUST**  
**U/A DTD 10/01/1983**


Account Number  
**5254-7899**

Statement Period  
**December 1-31, 2017**

**Investment Detail - Equities (continued)**

Equities (continued)	Quantity	Market Price	Market Value	Unrealized Gain or (Loss)	Estimated Yield	Estimated Annual Income
<b>ALPHABET INC. (M)</b>	<b>35.0000</b>	<b>1,046.4000</b>	<b>36,524.00</b>	<b>17,296.46</b>	<b>N/A</b>	<b>N/A</b>
CLASS C	5.0138	415.2499	2,081.98	3,164.46	1704	Long-Term
SYMBOL: GOOG	19.9862	548.2242	10,956.92	9,956.64	1472	Long-Term
	5.0000	644.0760	3,220.38	2,011.62	836	Long-Term
	5.0000	613.6520	3,068.26	2,163.74	828	Long-Term
<i>Cost Basis</i>			<i>19,327.54</i>			
<b>AMAZON COM INC (M)</b>	<b>35.0000</b>	<b>1,169.4700</b>	<b>40,931.45</b>	<b>22,364.11</b>	<b>N/A</b>	<b>N/A</b>
SYMBOL: AMZN	35.0000	530.4954	18,567.34	22,364.11	683	Long-Term
<b>AMERICAN INTL GROUP (M)</b>	<b>450.0000</b>	<b>59.5800</b>	<b>26,811.00</b>	<b>8,405.56</b>	<b>2.14%</b>	<b>576.00</b>
SYMBOL: AIG	100.0000	38.5195	3,851.95	2,106.05	1747	Long-Term
	350.0000	41.5614	14,553.49	6,299.51	1706	Long-Term
<i>Cost Basis</i>			<i>18,405.44</i>			
<b>APPLE INC (M)</b>	<b>260.0000</b>	<b>169.2300</b>	<b>43,999.80</b>	<b>23,505.97</b>	<b>1.48%</b>	<b>655.20</b>
SYMBOL: AAPL	35.0000	65.6017	2,296.06	3,626.99	1699	Long-Term
	140.0000	78.5642	10,999.00	12,693.20	1472	Long-Term
	85.0000	84.6914	7,198.77	7,185.78	1328	Long-Term
<i>Cost Basis</i>			<i>20,493.83</i>			
<b>BROADCOM LTD F (M)</b>	<b>120.0000</b>	<b>256.9000</b>	<b>30,828.00</b>	<b>407.11</b>	<b>2.72%</b>	<b>840.00</b>
SYMBOL: AVGO	75.0000	243.2452	18,243.39	1,024.11	114	Short-Term
	45.0000	270.6111	12,177.50	(617.00)	44	Short-Term
<i>Cost Basis</i>			<i>30,420.89</i>			
<b>CERNER CORP (M)</b>	<b>599.0000</b>	<b>67.3900</b>	<b>40,366.61</b>	<b>12,609.71</b>	<b>N/A</b>	<b>N/A</b>
SYMBOL: CERN	300.0000	25.1703	7,551.10	12,665.90	2498	Long-Term
	175.0000	65.9000	11,532.50	260.75	54	Short-Term
	124.0000	69.9459	8,673.30	(316.94)	39	Short-Term
<i>Cost Basis</i>			<i>27,756.90</i>			

Schwab has provided accurate gain and loss information whenever possible for most investments. Cost basis data may be incomplete or unavailable for some of your holdings. Please see "Endnotes for Your Account" section for an explanation of the endnote codes and symbols on this statement.





Schwab One® Trust Account of  
**N BIEGER & D MAWHINNEY TTEE**  
**HOMER A AND IDA S JONES TRUST**  
 U/A DTD 10/01/1983

DUPLICATE STATEMENT

Account Number  
**5254-7899**

Statement Period  
**December 1-31, 2017**

**Investment Detail - Equities (continued)**

Equities (continued)	Quantity	Market Price Cost Per Share	Market Value Cost Basis	Acquired	Unrealized Gain or (Loss)	Estimated Yield Holding Days	Estimated Annual Income Holding Period
<b>CHUBB LTD</b> F (M) SYMBOL: CB	<b>200.0000</b>	<b>146.1300</b>	<b>29,226.00</b>		<b>6,779.64</b>	<b>1.94%</b>	<b>568.00</b>
	20.0000	108.3315	2,166.63	01/27/16	755.97	704	Long-Term
	40.0000	112.7380	4,509.52	02/01/16	1,335.68	699	Long-Term
	80.0000	112.5607	9,004.86	02/02/16	2,685.54	698	Long-Term
	55.0000	112.7800	6,202.90	02/03/16	1,834.25	697	Long-Term
	5.0000	112.4900	562.45	02/04/16	168.20	696	Long-Term
			<b>22,446.36</b>				
<i>Cost Basis</i>							
<b>CINTAS CORP (M)</b> SYMBOL: CTAS	<b>250.0000</b>	<b>155.8300</b>	<b>38,957.50</b>		<b>30,976.89</b>	<b>1.03%</b>	<b>405.00</b>
	250.0000	31.9224	7,980.61	06/23/11	30,976.89	2383	Long-Term
<b>CONOCOPHILLIPS (M)</b> SYMBOL: COP	<b>697.0000</b>	<b>54.8900</b>	<b>38,258.33</b>		<b>10,894.25</b>	<b>1.93%</b>	<b>738.82</b>
	60.0000	32.6420	1,958.52	02/19/16	1,334.88	681	Long-Term
	154.0000	40.0498	6,167.68	03/04/16	2,285.38	667	Long-Term
	100.0000	41.3013	4,130.13	03/07/16	1,358.87	664	Long-Term
	20.0000	39.0700	781.40	03/09/16	316.40	662	Long-Term
	150.0000	38.8634	5,829.51	03/10/16	2,403.99	661	Long-Term
	161.0000	39.4350	6,349.04	03/15/16	2,488.25	656	Long-Term
	20.0000	38.7300	774.60	04/05/16	323.20	635	Long-Term
	20.0000	40.0600	801.20	04/07/16	296.60	633	Long-Term
	12.0000	47.6666	572.00	04/28/16	86.68	612	Long-Term
			<b>27,364.08</b>				
<i>Cost Basis</i>							
<b>DE LUXE CORP (M)</b> SYMBOL: DLX	<b>400.0000</b>	<b>76.8400</b>	<b>30,736.00</b>		<b>18,186.80</b>	<b>1.56%</b>	<b>460.00</b>
	400.0000	31.3730	12,549.20	09/18/12	18,186.80	1930	Long-Term

Schwab has provided accurate gain and loss information wherever possible for most investments. Cost basis data may be incomplete or unavailable for some of your holdings. Please see "Endnotes for Your Account" section for an explanation of the endnote codes and symbols on this statement.

DUPLICATE STATEMENT

Schwab One® Trust Account of  
**N BIEGER & D MAWHINNEY TTEE**  
**HOMER A AND IDA S JONES TRUST**  
**U/A DTD 10/01/1983**


Account Number  
**5254-7899**

Statement Period  
**December 1-31, 2017**

**Investment Detail - Equities (continued)**

Equities (continued)	Quantity Units Purchased	Market Price Cost Per Share	Market Value Cost Basis	Acquired	Unrealized Gain or (Loss)	Estimated Yield Holding Days	Estimated Annual Income Holding Period
<b>DISCOVER FINANCIAL S (M)</b>	<b>463.0000</b>	<b>76.9200</b>	<b>35,613.96</b>		<b>23,610.39</b>	<b>1.82%</b>	<b>648.20</b>
SYMBOL: DFS	350.0000	25.7661	9,018.14	07/18/11	17,903.86	2358	Long-Term
	50.0000	23.2534	1,162.67	08/22/11	2,683.33	2323	Long-Term
	50.0000	23.8450	1,192.25	08/23/11	2,653.75	2322	Long-Term
	13.0000	48.5007	630.51	03/04/16	369.45	667	Long-Term
<i>Cost Basis</i>			<i>12,003.57</i>				
<b>FACEBOOK INC (M)</b>	<b>225.0000</b>	<b>176.4600</b>	<b>39,703.50</b>		<b>22,837.37</b>	<b>N/A</b>	<b>N/A</b>
CLASS A	200.0000	74.8967	14,979.34	10/31/14	20,312.66	1157	Long-Term
SYMBOL: FB	25.0000	75.4716	1,886.79	11/06/14	2,524.71	1151	Long-Term
<i>Cost Basis</i>			<i>16,866.13</i>				
<b>IAC/INTERACTIVE CORP (M)</b>	<b>225.0000</b>	<b>122.2800</b>	<b>27,513.00</b>		<b>19,649.56</b>	<b>N/A</b>	<b>N/A</b>
SYMBOL: IAC	25.0000	35.6768	891.92	05/12/11	2,165.08	2425	Long-Term
	200.0000	34.8576	6,971.52	05/19/11	17,484.48	2418	Long-Term
<i>Cost Basis</i>			<i>7,863.44</i>				
<b>MAIDEN HOLDI 7.125% PFD (M)</b>	<b>210.0000</b>	<b>24.4200</b>	<b>5,128.20</b>		<b>(216.30)</b>	<b>7.29%</b>	<b>374.06</b>
PFD SER C	210.0000	25.4500	5,344.50	07/06/16	(216.30)	543	Long-Term
SYMBOL: MH+C							
<b>MAIDEN HOLDIN 8.25% PFD (M)</b>	<b>1,000.0000</b>	<b>24.7005</b>	<b>24,700.50</b>		<b>(1,535.97)</b>	<b>8.35%</b>	<b>2,062.50</b>
PFD SER A	245.0000	26.7895	6,563.45	07/16/15	(511.83)	899	Long-Term
SYMBOL: MH+A	255.0000	26.7510	6,821.51	07/20/15	(522.88)	895	Long-Term
	200.0000	25.6450	5,129.00	04/17/17	(188.90)	258	Short-Term
	100.0000	25.8400	2,584.00	04/26/17	(113.95)	249	Short-Term
	100.0000	25.8557	2,565.57	05/01/17	(95.52)	244	Short-Term
	100.0000	25.7294	2,572.94	05/19/17	(102.89)	226	Short-Term
<i>Cost Basis</i>			<i>26,236.47</i>				

Schwab has provided accurate gain and loss information wherever possible for most investments. Cost basis data may be incomplete or unavailable for some of your holdings. Please see "Endnotes for Your Account" section for an explanation of the androthe codes and symbols on this statement.



DUPLICATE STATEMENT

Schwab One® Trust Account of  
**N BIEGER & D MAWHINNEY TTEE**  
**HOMER A AND IDA S JONES TRUST**  
 U/A DTD 10/01/1983

Account Number  
**5254-7899**

Statement Period  
**December 1-31, 2017**

**Investment Detail - Equities (continued)**

Equities (continued)	Quantity	Market Price	Market Value	Unrealized Gain or (Loss)	Estimated Yield	Estimated Annual Income
	Units Purchased	Cost Per Share	Cost Basis	Acquired	Holding Days	Holding Period
<b>MICROSOFT CORP (M)</b>	<b>325.0000</b>	<b>85.5400</b>	<b>27,800.50</b>	<b>3,034.98</b>	<b>1.95%</b>	<b>546.00</b>
SYMBOL: MSFT	100.0000	70.2000	7,020.00	1,534.00	215	Short-Term
	75.0000	70.0222	5,251.67	1,163.83	214	Short-Term
	150.0000	83.2923	12,493.85	337.15	45	Short-Term
<i>Cost Basis</i>			<b>24,765.52</b>			
<b>NICE LTD F (M)</b>	<b>400.0000</b>	<b>91.9100</b>	<b>36,764.00</b>	<b>12,874.73</b>	<b>N/A</b>	<b>N/A</b>
SPONSORED ADR	235.0000	60.2441	14,157.37	7,441.48	1017	Long-Term
1 ADR REPS 1 ORD SHS	50.0000	59.6494	2,982.47	1,613.03	1012	Long-Term
SYMBOL: NICE	80.0000	58.8766	4,710.13	2,642.67	1011	Long-Term
	10.0000	58.5100	585.10	334.00	1010	Long-Term
	25.0000	58.1680	1,454.20	843.55	744	Long-Term
<i>Cost Basis</i>			<b>23,889.27</b>			
<b>NUCOR CORP (M)</b>	<b>343.0000</b>	<b>63.5800</b>	<b>21,807.94</b>	<b>5,111.65</b>	<b>2.37%</b>	<b>517.93</b>
SYMBOL: NUE	100.0000	47.9464	4,794.64	1,563.36	550	Long-Term
	243.0000	48.9779	11,901.65	3,548.29	544	Long-Term
<i>Cost Basis</i>			<b>16,696.29</b>			
<b>PNC FINANCIAL SRVCS (M)</b>	<b>275.0000</b>	<b>144.2900</b>	<b>39,679.75</b>	<b>23,034.88</b>	<b>2.07%</b>	<b>825.00</b>
SYMBOL: PNC	275.0000	60.5268	16,644.87	23,034.88	1819	Long-Term
<b>RAYTHEON COMPANY (M)</b>	<b>177.0000</b>	<b>187.8500</b>	<b>33,249.45</b>	<b>8,639.55</b>	<b>1.69%</b>	<b>564.63</b>
SYMBOL: RTN	100.0000	139.3120	13,931.20	4,853.80	538	Long-Term
	77.0000	138.6844	10,678.70	3,785.75	537	Long-Term
<i>Cost Basis</i>			<b>24,609.90</b>			
<b>TELEFLEX INCORPORATE (M)</b>	<b>175.0000</b>	<b>248.8200</b>	<b>43,543.50</b>	<b>29,228.03</b>	<b>0.54%</b>	<b>238.00</b>
SYMBOL: TFX	175.0000	81.8026	14,315.47	29,228.03	1564	Long-Term

Schwab has provided accurate gain and loss information whenever possible for most investments. Cost basis data may be incomplete or unavailable for some of your holdings. Please see "Endnotes for Your Account" section for an explanation of the endnote codes and symbols on this statement.

DUPLICATE STATEMENT

Schwab One® Trust Account of  
**N BIEGER & D MAWHINNEY TTEE**  
**HOMER A AND IDA S JONES TRUST**  
 U/A DTD 10/01/1983

Account Number  
**5254-7899**

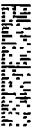
Statement Period  
**December 1-31, 2017**

**Investment Detail - Equities (continued)**

Equities (continued)	Quantity Units Purchased	Market Price Cost Per Share	Market Value		Unrealized Gain or (Loss)	Estimated Yield Holding Days	Estimated Annual Income Holding Period
			Cost Basis	Acquired			
<b>TIME WARNER INC (M)</b>	<b>300.0000</b>	<b>91.4700</b>	<b>27,441.00</b>		<b>9,912.51</b>	<b>1.76%</b>	<b>483.00</b>
SYMBOL: TWX	100.0000	57.8069	5,780.69	05/28/13	3,366.31	1678	Long-Term
	50.0000	56.0916	2,804.58	06/10/13	1,768.92	1665	Long-Term
	150.0000	59.6214	8,943.22	07/18/13	4,777.28	1627	Long-Term
Cost Basis			<b>17,528.49</b>				
<b>UNION PACIFIC CORP (M)</b>	<b>295.0000</b>	<b>134.1000</b>	<b>39,559.50</b>		<b>16,162.96</b>	<b>1.98%</b>	<b>784.70</b>
SYMBOL: UNP	150.0000	78.5962	11,789.44	06/10/13	8,325.56	1665	Long-Term
	20.0000	95.4600	1,909.20	04/24/14	772.80	1347	Long-Term
	70.0000	77.5060	5,425.42	12/10/15	3,961.58	752	Long-Term
	55.0000	77.6814	4,272.48	12/17/15	3,103.02	745	Long-Term
Cost Basis			<b>23,396.54</b>				
<b>WELLS FARGO BK N A (M)</b>	<b>400.0000</b>	<b>60.6700</b>	<b>24,266.00</b>		<b>13,245.08</b>	<b>2.57%</b>	<b>624.00</b>
SYMBOL: WFC	400.0000	27.5573	11,022.92	06/27/11	13,245.08	2379	Long-Term
<b>Total Equities - Line 10(b)</b>	<b>8,284.0000</b>		<b>859,147.24</b>		<b>388,022.12</b>		<b>12,381.04</b>
		<b>Total Cost Basis:</b>	<b>471,125.12</b>				

Estimated Annual Income ("EAI") and Estimated Yield ("EY") calculations are for informational purposes only. The actual income and yield might be lower or higher than the estimated amounts. EY is based upon EAI and the current price of the security and will fluctuate. For certain types of securities, the calculations could include a return of principal or capital gains in which case EAI and EY would be overstated. EY and EAI are not promptly updated to reflect when an issuer has missed a regular payment or announced changes to future payments, in which case EAI and EY will continue to display at a prior rate.

Schwab has provided accurate gain and loss information wherever possible for most investments. Cost basis data may be incomplete or unavailable for some of your holdings. Please see "Endnotes for Your Account" section for an explanation of the endnote codes and symbols on this statement.



DUPLICATE STATEMENT

Schwab One® Trust Account of  
**N BIEGER & D MAWHINNEY TTEE**  
**HOMER A AND IDA S JONES TRUST**  
 U/A DTD 10/01/1983

Account Number  
**5254-7899**

Statement Period  
**December 1-31, 2017**

**Investment Detail - Exchange Traded Funds**

Exchange Traded Funds	Quantity Units Purchased	Market Price Cost Per Share	Market Value Cost Basis	Unrealized Gain or (Loss)	Estimated Yield Holding Days	Estimated Annual Income Holding Period
<b>ISHARES CURRENCY HEDG (M)</b>	<b>1,026.0000</b>	<b>28.6900</b>	<b>29,435.94</b>	<b>820.12</b>	<b>3.89%</b>	<b>1,146.84</b>
MSCI GR ETF IV	230.0000	27.8860	6,413.78	184.92	275	Short-Term
SYMBOL: HEWG	100.0000	27.7889	2,778.89	90.11	272	Short-Term
	200.0000	27.8390	5,567.80	170.20	271	Short-Term
	200.0000	27.7076	5,541.52	196.48	270	Short-Term
	100.0000	27.4915	2,749.15	119.85	262	Short-Term
	196.0000	28.3912	5,564.68	58.56	244	Short-Term
<i>Cost Basis</i>			<i>28,615.82</i>			
<b>ISHARES IBOXX HIGH YIELD (M)</b>	<b>125.0000</b>	<b>87.2600</b>	<b>10,907.50</b>	<b>205.42</b>	<b>4.96%</b>	<b>541.14</b>
BOND ETF	100.0000	85.5933	8,559.33	166.67	403	Long-Term
SYMBOL: HYG	25.0000	85.7100	2,142.75	38.75	401	Long-Term
<i>Cost Basis</i>			<i>10,702.08</i>			
<b>ISHARES IBOXX INVT GRADE (M)</b>	<b>5.0000</b>	<b>121.5600</b>	<b>607.80</b>	<b>5.41</b>	<b>2.50%</b>	<b>15.25</b>
BOND ETF	5.0000	120.4780	602.39	5.41	610	Long-Term
SYMBOL: LQD						
<b>PIMCO 0-5 YEAR HIGH YLD (M)</b>	<b>25.0000</b>	<b>100.4800</b>	<b>2,512.00</b>	<b>17.92</b>	<b>4.57%</b>	<b>114.90</b>
BND IDX ETF	25.0000	99.7632	2,494.08	17.92	382	Long-Term
SYMBOL: HYS						
<b>POWERSHARES S&amp;P SMALL (M)</b>	<b>225.0000</b>	<b>76.4400</b>	<b>17,199.00</b>	<b>1,322.13</b>	<b>0.70%</b>	<b>120.95</b>
TECH PORT ETF	20.0000	70.7575	1,415.15	113.65	388	Long-Term
SYMBOL: PSCT	100.0000	70.6581	7,065.81	578.19	387	Long-Term
	35.0000	70.6848	2,473.97	201.43	383	Long-Term
	70.0000	70.3134	4,921.94	428.86	374	Long-Term
<i>Cost Basis</i>			<i>15,876.87</i>			

Schwab has provided accurate gain and loss information wherever possible for most investments. Cost basis data may be incomplete or unavailable for some of your holdings. Please see "Endnotes for Your Account" section for an explanation of the endnote codes and symbols on this statement.

DUPLICATE STATEMENT

Schwab One® Trust Account of  
**N BIEGER & D MAWHINNEY TTEE**  
**HOMER A AND IDA S JONES TRUST**  
 U/A DTD 10/01/1983

Account Number  
**5254-7899**


Statement Period  
**December 1-31, 2017**

**Investment Detail - Exchange Traded Funds (continued)**

Exchange Traded Funds (continued)	Quantity	Market Price	Market Value		Unrealized Gain or (Loss)	Estimated Yield	Estimated Annual Income
			Cost Basis	Acquired			
<b>POWERSHARES SENIOR LOAN (M) ETF</b>	<b>245.0000</b>	<b>23.0400</b>	<b>5,644.80</b>	<b>09/12/17</b>	<b>(39.51)</b>	<b>4.03%</b>	<b>227.85</b>
<b>SYMBOL: BKLN</b>	<b>45.0000</b>	<b>23.2211</b>	<b>1,044.95</b>	<b>10/02/17</b>	<b>(8.15)</b>	<b>110</b>	<b>Short-Term</b>
<b>Cost Basis</b>	<b>200.0000</b>	<b>23.1968</b>	<b>4,639.36</b>		<b>(31.36)</b>	<b>90</b>	<b>Short-Term</b>
			<b>5,684.31</b>				
<b>SELECT STR FINANCIAL (M) SELECT SPDR ETF</b>	<b>90.0000</b>	<b>27.9100</b>	<b>2,511.90</b>	<b>11/08/16</b>	<b>706.10</b>	<b>1.83%</b>	<b>46.18</b>
<b>SYMBOL: XLF</b>	<b>90.0000</b>	<b>20.0644</b>	<b>1,805.80</b>		<b>706.10</b>	<b>418</b>	<b>Long-Term</b>
<b>WISDOMTREE JAPAN HEDGED (M) EQUITY ETF</b>	<b>240.0000</b>	<b>59.3300</b>	<b>14,239.20</b>	<b>12/23/16</b>	<b>2,124.26</b>	<b>3.31%</b>	<b>472.64</b>
<b>SYMBOL: DXJ</b>	<b>100.0000</b>	<b>50.7784</b>	<b>5,077.84</b>	<b>12/27/16</b>	<b>855.16</b>	<b>373</b>	<b>Long-Term</b>
<b>Cost Basis</b>	<b>100.0000</b>	<b>50.4999</b>	<b>5,049.99</b>	<b>12/30/16</b>	<b>883.01</b>	<b>369</b>	<b>Long-Term</b>
	<b>40.0000</b>	<b>49.6777</b>	<b>1,987.11</b>		<b>386.09</b>	<b>366</b>	<b>Long-Term</b>
			<b>12,114.94</b>				
<b>Total Exchange Traded Funds - Line 13</b>	<b>1,981.0000</b>		<b>83,058.14</b>		<b>5,161.85</b>		<b>2,885.75</b>
		<b>Total Cost Basis:</b>	<b>77,896.29</b>				

*Estimated Annual Income ("EAI") and Estimated Yield ("EY") calculations are for informational purposes only. The actual income and yield might be lower or higher than the estimated amounts. EY is based upon EAI and the current price of the security and will fluctuate. For certain types of securities, the calculations could include a return of principal or capital gains in which case EAI and EY would be overstated. EY and EAI are not promptly updated to reflect when an issuer has missed a regular payment or announced changes to future payments, in which case EAI and EY will continue to display at a prior rate.*

Schwab has provided accurate gain and loss information wherever possible for most investments. Cost basis data may be incomplete or unavailable for some of your holdings. Please see "Endnotes for Your Account" section for an explanation of the endnote codes and symbols on this statement.





Schwab One® Trust Account of  
**N BIEGER & D MAWHINNEY TTEE**  
**HOMER A AND IDA S JONES TRUST**  
 U/A DTD 10/01/1983

DUPLICATE STATEMENT

Account Number  
**5254-7899**

Statement Period  
**December 1-31, 2017**

**Investment Detail - Other Assets**

<b>Other Assets</b>	<b>Quantity</b> Units Purchased	<b>Market Price</b> Cost Per Share	<b>Market Value</b> Cost Basis	<b>Acquired</b>	<b>Unrealized</b> <b>Gain or (Loss)</b>	<b>Estimated</b> <b>Yield</b> Holding Days	<b>Estimated</b> <b>Annual</b> <b>Income</b> Holding Period
<b>CITIGRP CAP X 7.6811% PFD</b>	<b>250.0000</b>	<b>27.4800</b>	<b>6,870.00</b>		<b>217.95</b>	<b>N/A</b>	<b>N/A</b>
DUE 10/30/40	100.0000	26.6841	2,668.41	04/18/17	79.59	257	Short-Term
SUBJ TO XTRO REDEMPTION	100.0000	26.6600	2,666.00	04/24/17	82.00	251	Short-Term
SYMBOL: C+N	50.0000	26.3528	1,317.64	04/26/17	56.36	249	Short-Term
<i>Cost Basis</i>			<b>6,652.05</b>				
<b>DIGITAL REAL 6.325% PFD</b>	<b>250.0000</b>	<b>27.5900</b>	<b>6,897.50</b>		<b>153.03</b>	<b>N/A</b>	<b>N/A</b>
PFD SER C DUE 12/31/49	150.0000	26.9067	4,036.01	05/31/17	102.49	214	Short-Term
SYMBOL: DLR+C	100.0000	27.0846	2,708.46	06/07/17	50.54	207	Short-Term
<i>Cost Basis</i>			<b>6,744.47</b>				
<b>IN G GROEP 6.375% PFD (M)</b>	<b>400.0000</b>	<b>25.7000</b>	<b>10,280.00</b>		<b>142.93</b>	<b>N/A</b>	<b>N/A</b>
PFD	90.0000	25.3150	2,278.35	12/23/14	34.65	1104	Long-Term
SYMBOL: ISF	170.0000	25.3150	4,303.55	12/24/14	65.45	1103	Long-Term
<i>Cost Basis</i>	140.0000	25.3940	3,555.17	01/05/15	42.83	1091	Long-Term
			<b>10,137.07</b>				
<b>LAMAR ADVERTISING CO (M)</b>	<b>100.0000</b>	<b>74.2400</b>	<b>7,424.00</b>		<b>1,380.58</b>	<b>4.47%</b>	<b>332.00</b>
REIT	100.0000	60.4342	6,043.42	05/15/15	1,380.58	961	Long-Term
SYMBOL: LAMR							<i>Accrued Dividend: 63.00</i>
<b>PARTNERRE LTD 6.5% PFD (M)</b>	<b>100.0000</b>	<b>26.8400</b>	<b>2,684.00</b>		<b>21.05</b>	<b>N/A</b>	<b>N/A</b>
PFD SER G DUE 12/31/99	100.0000	26.6295	2,662.95	03/31/16	21.05	640	Long-Term
SYMBOL: PRE+G							
<b>PROLOGIS INC. (M)</b>	<b>75.0000</b>	<b>64.5100</b>	<b>4,838.25</b>		<b>1,006.50</b>	<b>2.72%</b>	<b>132.00</b>
REIT	75.0000	51.0900	3,831.75	10/14/16	1,006.50	443	Long-Term
SYMBOL: PLD							

Schwab has provided accurate gain and loss information wherever possible for most investments. Cost basis data may be incomplete or unavailable for some of your holdings. Please see "Endnotes for Your Account" section for an explanation of the endnote codes and symbols on this statement.



DUPLICATE STATEMENT

Schwab One® Trust Account of  
**N BIEGER & D MAWHINNEY TTEE**  
**HOMER A AND IDA S JONES TRUST**  
 U/A DTD 10/01/1983

Account Number  
**5254-7899** Statement Period  
**December 1-31, 2017**

**Investment Detail - Other Assets (continued)**

Other Assets (continued)	Quantity Purchased	Market Price Cost Per Share	Market Value Cost Basis	Unrealized Gain or (Loss)	Estimated Yield Holding Days	Estimated Annual Income Holding Period
<b>SUN COMMUNITIES (M) REIT</b>	100.0000	92.7800	9,278.00	4,287.41	2.88%	268.00
SYMBOL: SUJ	100.0000	49.9059	4,990.59	4,287.41	1,185	Long-Term
<b>Total Other Assets - Line 13</b>	<b>1,275.0000</b>		<b>48,271.75</b>	<b>7,209.45</b>		<b>732.00</b>

**Total Cost Basis: 41,062.30**

**Total Accrued Dividend for Other Assets 83.00**

*Estimated Annual Income ("EAI") and Estimated Yield ("EY") calculations are for informational purposes only. The actual income and yield might be lower or higher than the estimated amounts. EY is based upon EAI and the current price of the security and will fluctuate. For certain types of securities, the calculations could include a return of principal or capital gains in which case EAI and EY would be overstated. EY and EAI are not promptly updated to reflect when an issuer has missed a regular payment or announced changes to future payments, in which case EAI and EY will continue to display at a prior rate*

**Total Investment Detail** 993,460.40  
**Total Account Value** 993,460.40  
**Total Cost Basis** 590,083.71

**Transaction Detail - Dividends & Interest (including Money Market Fund dividends reinvested)**

Transaction Process Date	Date	Activity	Description	Credit/(Debit)
12/01/17	12/01/17	Qualified Dividend	CONOCOPHILLIPS: COP	184.71
12/01/17	12/01/17	Non-Qualified Div	PARTNERRE LTD 6.5% PFD: PRE+G	40.63
12/01/17	12/01/17	Qualified Dividend	WELLS FARGO BK N A: WFC	156.00
12/04/17	12/04/17	Qualified Dividend	DE LUXE CORP: DLX	120.00
12/06/17	12/06/17	Cash Dividend	PIMCO 0-5 YEAR HIGH YLD: HYS	9.58

Schwab has provided accurate gain and loss information wherever possible for most investments. Cost basis data may be incomplete or unavailable for some of your holdings. Please see "Endnotes for Your Account" section for an explanation of the endnote codes and symbols on this statement.