

Extended to November 15, 2018  
Return of Private Foundation

OMB No 1545-0052

2017

Open to Public Inspection

Form 990-PF

Department of the Treasury  
Internal Revenue ServiceDo not enter social security numbers on this form as it may be made public.  
Go to www.irs.gov/Form990PF for instructions and the latest information.

For calendar year 2017 or tax year beginning , and ending

Name of foundation  
**TEGET FOUNDATION**  
**C/O JOHN H. TEGET**

Number and street (or P O box number if mail is not delivered to street address)  
**PO BOX 97**

City or town, state or province, country, and ZIP or foreign postal code  
**SHENANDOAH, IA 51601**

A Employer identification number  
**46-0363474**

B Telephone number  
**712-246-2612**

C If exemption application is pending, check here ☐

D 1. Foreign organizations, check here ☐  
2. Foreign organizations meeting the 85% test, check here and attach computation ☐

E If private foundation status was terminated under section 507(b)(1)(A), check here ☐

F If the foundation is in a 60-month termination under section 507(b)(1)(B), check here ☐


G Check all that apply: ☐ Initial return ☐ Initial return of a former public charity  
☐ Final return ☐ Amended return  
☐ Address change ☐ Name change

H Check type of organization: ☐ Section 501(c)(3) exempt private foundation  
☐ Section 4947(a)(1) nonexempt charitable trust ☒ Other taxable private foundation

I Fair market value of all assets at end of year (from Part II, col. (c), line 16)  
**\$ 1,621,244.** (Part I, column (d) must be on cash basis.)

J Accounting method: ☒ Cash ☐ Accrual  
☐ Other (specify) \_\_\_\_\_

| Part I Analysis of Revenue and Expenses<br>(The total of amounts in columns (b), (c), and (d) may not necessarily equal the amounts in column (a)) |  | (a) Revenue and expenses per books | (b) Net investment income | (c) Adjusted net income | (d) Disbursements for charitable purposes (cash basis only) |
|--|--|------------------------------------|---------------------------|-------------------------|---|
| 1 Contributions, gifts, grants, etc., received   |  |                                    |                           | N/A                     |   |
| 2 Check <input checked="" type="checkbox"/> if the foundation is not required to attach Sch B  |  |                                    |                           |                         |   |
| 3 Interest on savings and temporary cash investments   |  | 6,791.                             | 6,791.                    |                         | Statement 1   |
| 4 Dividends and interest from securities   |  | 50,118.                            | 50,118.                   |                         | Statement 2   |
| 5a Gross rents   |  |                                    |                           |                         |   |
| b Net rental income or (loss)  |  |                                    |                           |                         |   |
| 6a Net gain or (loss) from sale of assets not on line 10   |  | <5,176.>                           |                           |                         |   |
| b Gross sales price for all assets on line 6a  |  | 60,788.                            |                           |                         |   |
| 7 Capital gain net income (from Part IV, line 2)   |  |                                    | 0.                        |                         |   |
| 8 Net short-term capital gain  |  |                                    |                           |                         |   |
| 9 Income modifications   |  |                                    |                           |                         |   |
| 10a Gross sales less returns and allowances  |  |                                    |                           |                         |   |
| b Less Cost of goods sold  |  |                                    |                           |                         |   |
| c Gross profit or (loss)   |  |                                    |                           |                         |   |
| 11 Other income  |  |                                    |                           |                         |   |
| 12 Total. Add lines 1 through 11   |  | 51,733.                            | 56,909.                   |                         |   |
| 13 Compensation of officers, directors, trustees, etc  |  | 0.                                 | 0.                        |                         | 0.  |
| 14 Other employee salaries and wages   |  |                                    |                           |                         |   |
| 15 Pension plans, employee benefits  |  |                                    |                           |                         |   |
| 16a Legal fees Stmt 3  |  | 2,126.                             | 0.                        |                         | 0.  |
| b Accounting fees  |  |                                    |                           |                         |   |
| c Other professional fees Stmt 4   |  | 1,307.                             | 1,307.                    |                         | 0.  |
| 17 Interest  |  |                                    |                           |                         |   |
| 18 Taxes Stmt 5  |  | 1,989.                             | 0.                        |                         | 0.  |
| 19 Depreciation and depletion  |  |                                    |                           |                         |   |
| 20 Occupancy   |  |                                    |                           |                         |   |
| 21 Travel, conferences, and meetings   |  |                                    |                           |                         |   |
| 22 Printing and publications   |  |                                    |                           |                         |   |
| 23 Other expenses Stmt 6   |  | 49.                                | 0.                        |                         | 0.  |
| 24 Total operating and administrative expenses. Add lines 13 through 23  |  | 5,471.                             | 1,307.                    |                         | 0.  |
| 25 Contributions, gifts, grants paid   |  | 88,750.                            |                           |                         | 88,750.   |
| 26 Total expenses and disbursements. Add lines 24 and 25   |  | 94,221.                            | 1,307.                    |                         | 88,750.   |
| 27 Subtract line 26 from line 12:  |  |                                    |                           |                         |   |
| a Excess of revenue over expenses and disbursements  |  | <42,488.>                          |                           |                         |   |
| b Net investment income (if negative, enter -0-)   |  |                                    | 55,602.                   |                         |   |
| c Adjusted net income (if negative, enter -0-)   |  |                                    |                           | N/A                     |   |



**TEGET FOUNDATION**  
**C/O JOHN H. TEGET**

46-0363474

Page 2

| <b>Part II Balance Sheets</b>  |   | Attached schedules and amounts in the description column should be for end-of-year amounts only | Beginning of year | End of year    |                       |
|--|---|---|-------------------|----------------|-----------------------|
|  |   |   | (a) Book Value    | (b) Book Value | (c) Fair Market Value |
| <b>Assets</b>  | 1 Cash - non-interest-bearing   |   |                   |                |                       |
|  | 2 Savings and temporary cash investments  |   | 104,612.          | 61,931.        | 61,931.               |
|  | 3 Accounts receivable ▶   |   |                   |                |                       |
|  | Less: allowance for doubtful accounts ▶   |   |                   |                |                       |
|  | 4 Pledges receivable ▶  |   |                   |                |                       |
|  | Less: allowance for doubtful accounts ▶   |   |                   |                |                       |
|  | 5 Grants receivable   |   |                   |                |                       |
|  | 6 Receivables due from officers, directors, trustees, and other disqualified persons                    |   |                   |                |                       |
|  | 7 Other notes and loans receivable ▶  |   |                   |                |                       |
|  | Less: allowance for doubtful accounts ▶   |   |                   |                |                       |
|  | 8 Inventories for sale or use   |   |                   |                |                       |
|  | 9 Prepaid expenses and deferred charges   |   |                   |                |                       |
|  | 10a Investments - U.S. and state government obligations   |   |                   |                |                       |
|  | b Investments - corporate stock   |   |                   |                |                       |
|  | c Investments - corporate bonds   |   |                   |                |                       |
|  | 11 Investments - land, buildings, and equipment basis ▶   |   |                   |                |                       |
| <b>Liabilities</b>   | Less: accumulated depreciation ▶  |   |                   |                |                       |
|  | 12 Investments - mortgage loans   |   |                   |                |                       |
|  | 13 Investments - other Stmt 7   |   | 1,472,179.        | 1,472,372.     | 1,559,313.            |
|  | 14 Land, buildings, and equipment: basis ▶  |   |                   |                |                       |
|  | Less: accumulated depreciation ▶  |   |                   |                |                       |
|  | 15 Other assets (describe ▶)  |   |                   |                |                       |
|  | 16 <b>Total assets</b> (to be completed by all filers - see the instructions. Also, see page 1, item I) |   | 1,576,791.        | 1,534,303.     | 1,621,244.            |
|  | 17 Accounts payable and accrued expenses  |   |                   |                |                       |
|  | 18 Grants payable   |   |                   |                |                       |
|  | 19 Deferred revenue   |   |                   |                |                       |
| <b>Net Assets or Fund Balances</b>   | 20 Loans from officers, directors, trustees, and other disqualified persons                             |   |                   |                |                       |
|  | 21 Mortgages and other notes payable  |   |                   |                |                       |
|  | 22 Other liabilities (describe ▶)   |   |                   |                |                       |
|  | 23 <b>Total liabilities</b> (add lines 17 through 22)   |   | 0.                | 0.             |                       |
| <b>Foundations that follow SFAS 117, check here</b> ▶ <input type="checkbox"/> | 24 Unrestricted   |   |                   |                |                       |
|  | 25 Temporarily restricted   |   |                   |                |                       |
|  | 26 Permanently restricted   |   |                   |                |                       |
|  | <b>Foundations that do not follow SFAS 117, check here</b> ▶ <input checked="" type="checkbox"/>        |   |                   |                |                       |
|  | 27 Capital stock, trust principal, or current funds   |   | 0.                | 0.             |                       |
|  | 28 Paid-in or capital surplus, or land, bldg., and equipment fund                                       |   | 0.                | 0.             |                       |
|  | 29 Retained earnings, accumulated income, endowment, or other funds                                     |   | 1,576,791.        | 1,534,303.     |                       |
|  | 30 <b>Total net assets or fund balances</b>   |   | 1,576,791.        | 1,534,303.     |                       |
|  | 31 <b>Total liabilities and net assets/fund balances</b>  |   | 1,576,791.        | 1,534,303.     |                       |

**Part III Analysis of Changes in Net Assets or Fund Balances**

|   |   |            |
|---|---|------------|
| 1 Total net assets or fund balances at beginning of year - Part II, column (a), line 30<br>(must agree with end-of-year figure reported on prior year's return) | 1 | 1,576,791. |
| 2 Enter amount from Part I, line 27a  | 2 | <42,488.>  |
| 3 Other increases not included in line 2 (itemize) ▶  | 3 | 0.         |
| 4 Add lines 1, 2, and 3   | 4 | 1,534,303. |
| 5 Decreases not included in line 2 (itemize) ▶  | 5 | 0.         |
| 6 Total net assets or fund balances at end of year (line 4 minus line 5) - Part II, column (b), line 30   | 6 | 1,534,303. |

Form 990-PF (2017)

**TEGET FOUNDATION**  
**C/O JOHN H. TEGET**

46-0363474

Page 3

**Part IV Capital Gains and Losses for Tax on Investment Income**

| (a) List and describe the kind(s) of property sold (for example, real estate, 2-story brick warehouse; or common stock, 200 shs. MLC Co.) | (b) How acquired<br>P - Purchase<br>D - Donation | (c) Date acquired<br>(mo., day, yr.) | (d) Date sold<br>(mo., day, yr.) |
|---|--|--------------------------------------|----------------------------------|
| 1a 553 SH American Funds American Hi Inc. Trust   | P  | Various                              | 11/02/17                         |
| b 417.17 SH Calamos Global Growth & Inc. Fund   | P  | Various                              | 11/02/17                         |
| c 85 SH Vaneck Vectors ETF TR Em LC Curr  | P  | Various                              | 11/02/17                         |
| d 4700.05 SH Pimco Total Ret Fnd Class C  | P  | Various                              | 11/02/17                         |
| e Capital Gains Dividends   |  |                                      |                                  |

| (e) Gross sales price | (f) Depreciation allowed<br>(or allowable) | (g) Cost or other basis<br>plus expense of sale | (h) Gain or (loss)<br>((e) plus (f) minus (g)) |
|-----------------------|--|---|--|
| a 5,790.              |  | 5,788.  | 2.   |
| b 4,534.              |  | 5,024.  | <490.>   |
| c 1,578.              |  | 2,042.  | <464.>   |
| d 48,374.             |  | 53,110.   | <4,736.>                                       |
| e 512.                |  |   | 512.   |

Complete only for assets showing gain in column (h) and owned by the foundation on 12/31/69.

| (i) FMV as of 12/31/69 | (j) Adjusted basis<br>as of 12/31/69 | (k) Excess of col. (i)<br>over col. (j), if any | (l) Gains (Col. (h) gain minus<br>col. (k), but not less than -0-) or<br>Losses (from col. (h)) |
|------------------------|--------------------------------------|---|---|
| a                      |                                      |   | 2.  |
| b                      |                                      |   | <490.>  |
| c                      |                                      |   | <464.>  |
| d                      |                                      |   | <4,736.>  |
| e                      |                                      |   | 512.  |

|   |   |   |          |
|---|---|---|----------|
| 2 Capital gain net income or (net capital loss)   | <div> <div>If gain, also enter in Part I, line 7</div> <div>If (loss), enter -0- in Part I, line 7</div> </div> | 2 | <5,176.> |
| 3 Net short-term capital gain or (loss) as defined in sections 1222(5) and (6):<br>If gain, also enter in Part I, line 8, column (c).<br>If (loss), enter -0- in Part I, line 8 |   | 3 | N/A      |

**Part V Qualification Under Section 4940(e) for Reduced Tax on Net Investment Income**

(For optional use by domestic private foundations subject to the section 4940(a) tax on net investment income.)

If section 4940(d)(2) applies, leave this part blank.

Was the foundation liable for the section 4942 tax on the distributable amount of any year in the base period?

☐ Yes ☒ No

If "Yes," the foundation doesn't qualify under section 4940(e). Do not complete this part.

1 Enter the appropriate amount in each column for each year; see the instructions before making any entries.

| (a)<br>Base period years<br>Calendar year (or tax year beginning in) | (b)<br>Adjusted qualifying distributions | (c)<br>Net value of noncharitable-use assets | (d)<br>Distribution ratio<br>(col. (b) divided by col. (c)) |
|--|--|--|---|
| 2016   | 76,250.                                  | 1,600,908.                                   | .047629   |
| 2015   | 88,963.                                  | 1,667,816.                                   | .053341   |
| 2014   | 73,482.                                  | 1,892,152.                                   | .038835   |
| 2013   | 104,456.                                 | 1,960,270.                                   | .053287   |
| 2012   | 106,544.                                 | 2,024,954.                                   | .052616   |

|   |   |            |
|---|---|------------|
| 2 Total of line 1, column (d)   | 2 | .245708    |
| 3 Average distribution ratio for the 5-year base period - divide the total on line 2 by 5.0, or by the number of years the foundation has been in existence if less than 5 years  | 3 | .049142    |
| 4 Enter the net value of noncharitable-use assets for 2017 from Part X, line 5  | 4 | 1,647,328. |
| 5 Multiply line 4 by line 3   | 5 | 80,953.    |
| 6 Enter 1% of net investment income (1% of Part I, line 27b)  | 6 | 556.       |
| 7 Add lines 5 and 6   | 7 | 81,509.    |
| 8 Enter qualifying distributions from Part XII, line 4<br>If line 8 is equal to or greater than line 7, check the box in Part VI, line 1b, and complete that part using a 1% tax rate.<br>See the Part VI instructions. | 8 | 88,750.    |

**Part VI Excise Tax Based on Investment Income (Section 4940(a), 4940(b), 4940(e), or 4948 - see instructions)**

|  |               |    |        |
|--|---------------|----|--------|
| 1a Exempt operating foundations described in section 4940(d)(2), check here <input type="checkbox"/> and enter "N/A" on line 1.<br>Date of ruling or determination letter: _____ (attach copy of letter if necessary-see instructions) |               | 1  | 556.   |
| b Domestic foundations that meet the section 4940(e) requirements in Part V, check here <input checked="" type="checkbox"/> and enter 1% of Part I, line 27b   |               |    |        |
| c All other domestic foundations enter 2% of line 27b. Exempt foreign organizations, enter 4% of Part I, line 12, col. (b).  |               |    |        |
| 2 Tax under section 511 (domestic section 4947(a)(1) trusts and taxable foundations only; others, enter -0-)   |               | 2  | 0.     |
| 3 Add lines 1 and 2  |               | 3  | 556.   |
| 4 Subtitle A (income) tax (domestic section 4947(a)(1) trusts and taxable foundations only; others, enter -0-)   |               | 4  | 0.     |
| 5 Tax based on investment income Subtract line 4 from line 3. If zero or less, enter -0-   |               | 5  | 556.   |
| 6 Credits/Payments:  |               |    |        |
| a 2017 estimated tax payments and 2016 overpayment credited to 2017  | 6a 1,080.     | 7  | 1,080. |
| b Exempt foreign organizations - tax withheld at source  | 6b 0.         | 8  | 0.     |
| c Tax paid with application for extension of time to file (Form 8868)  | 6c 0.         | 9  |        |
| d Backup withholding erroneously withheld  | 6d 0.         | 10 | 524.   |
| 7 Total credits and payments. Add lines 6a through 6d  |               | 11 | 0.     |
| 8 Enter any penalty for underpayment of estimated tax. Check here <input type="checkbox"/> if Form 2220 is attached  |               |    |        |
| 9 Tax due If the total of lines 5 and 8 is more than line 7, enter amount owed   |               |    |        |
| 10 Overpayment. If line 7 is more than the total of lines 5 and 8, enter the amount overpaid   |               |    |        |
| 11 Enter the amount of line 10 to be: Credited to 2018 estimated tax   | 524. Refunded |    |        |

**Part VII-A Statements Regarding Activities**

|  | Yes | No |
|--|-----|----|
| 1a During the tax year, did the foundation attempt to influence any national, state, or local legislation or did it participate or intervene in any political campaign?  |     | X  |
| 1b Did it spend more than \$100 during the year (either directly or indirectly) for political purposes? See the instructions for the definition. If the answer is "Yes" to 1a or 1b, attach a detailed description of the activities and copies of any materials published or distributed by the foundation in connection with the activities. |     | X  |
| 1c Did the foundation file Form 1120-POL for this year?  |     | X  |
| d Enter the amount (if any) of tax on political expenditures (section 4955) imposed during the year:<br>(1) On the foundation. \$ 0. (2) On foundation managers. \$ 0.   |     |    |
| e Enter the reimbursement (if any) paid by the foundation during the year for political expenditure tax imposed on foundation managers. \$ 0.  |     |    |
| 2 Has the foundation engaged in any activities that have not previously been reported to the IRS?<br>If "Yes," attach a detailed description of the activities.  |     | X  |
| 3 Has the foundation made any changes, not previously reported to the IRS, in its governing instrument, articles of incorporation, or bylaws, or other similar instruments? If "Yes," attach a conformed copy of the changes   |     | X  |
| 4a Did the foundation have unrelated business gross income of \$1,000 or more during the year?   |     | X  |
| b If "Yes," has it filed a tax return on Form 990-T for this year?   |     |    |
| 5 Was there a liquidation, termination, dissolution, or substantial contraction during the year?<br>If "Yes," attach the statement required by General Instruction T   |     | X  |
| 6 Are the requirements of section 508(e) (relating to sections 4941 through 4945) satisfied either:<br>• By language in the governing instrument, or<br>• By state legislation that effectively amends the governing instrument so that no mandatory directions that conflict with the state law remain in the governing instrument?           | X   |    |
| 7 Did the foundation have at least \$5,000 in assets at any time during the year? If "Yes," complete Part II, col. (c), and Part XV  | X   |    |
| 8a Enter the states to which the foundation reports or with which it is registered. See instructions. <u>IA</u>  |     |    |
| b If the answer is "Yes" to line 7, has the foundation furnished a copy of Form 990-PF to the Attorney General (or designate) of each state as required by General Instruction G? If "No," attach explanation  | X   |    |
| 9 Is the foundation claiming status as a private operating foundation within the meaning of section 4942(j)(3) or 4942(j)(5) for calendar year 2017 or the tax year beginning in 2017? See the instructions for Part XIV. If "Yes," complete Part XIV  |     | X  |
| 10 Did any persons become substantial contributors during the tax year? If "Yes," attach a schedule listing their names and addresses  |     | X  |

N/A

Form 990-PF (2017)

**Part VII-A** Statements Regarding Activities (continued)

|  | Yes | No |
|--|-----|----|
| 11 At any time during the year, did the foundation, directly or indirectly, own a controlled entity within the meaning of section 512(b)(13)? If "Yes," attach schedule. See instructions  |     | X  |
| 12 Did the foundation make a distribution to a donor advised fund over which the foundation or a disqualified person had advisory privileges? If "Yes," attach statement. See instructions   |     | X  |
| 13 Did the foundation comply with the public inspection requirements for its annual returns and exemption application?<br>Website address ► <b>N/A</b>   | X   |    |
| 14 The books are in care of ► <b>PAUL E. CAREY</b> Telephone no. ► <b>515 242-2400</b><br>Located at ► <b>666 GRAND AVE, SUITE 2000, DES MOINES, IA</b> ZIP+4 ► <b>50309-2510</b>  |     |    |
| 15 Section 4947(a)(1) nonexempt charitable trusts filing Form 990-PF in lieu of Form 1041 - check here<br>and enter the amount of tax-exempt interest received or accrued during the year  |     |    |
| 16 At any time during calendar year 2017, did the foundation have an interest in or a signature or other authority over a bank, securities, or other financial account in a foreign country?<br>See the instructions for exceptions and filing requirements for FinCEN Form 114. If "Yes," enter the name of the foreign country ► |     | X  |

**Part VII-B** Statements Regarding Activities for Which Form 4720 May Be Required

File Form 4720 if any item is checked in the "Yes" column, unless an exception applies.

|  | Yes | No |
|--|-----|----|
| 1a During the year, did the foundation (either directly or indirectly):<br>(1) Engage in the sale or exchange, or leasing of property with a disqualified person? <input type="checkbox"/> Yes <input checked="" type="checkbox"/> No<br>(2) Borrow money from, lend money to, or otherwise extend credit to (or accept it from) a disqualified person? <input type="checkbox"/> Yes <input checked="" type="checkbox"/> No<br>(3) Furnish goods, services, or facilities to (or accept them from) a disqualified person? <input type="checkbox"/> Yes <input checked="" type="checkbox"/> No<br>(4) Pay compensation to, or pay or reimburse the expenses of, a disqualified person? <input type="checkbox"/> Yes <input checked="" type="checkbox"/> No<br>(5) Transfer any income or assets to a disqualified person (or make any of either available for the benefit or use of a disqualified person)? <input type="checkbox"/> Yes <input checked="" type="checkbox"/> No<br>(6) Agree to pay money or property to a government official? (Exception Check "No" if the foundation agreed to make a grant to or to employ the official for a period after termination of government service, if terminating within 90 days.) <input type="checkbox"/> Yes <input checked="" type="checkbox"/> No |     |    |
| b If any answer is "Yes" to 1a(1)-(6), did any of the acts fail to qualify under the exceptions described in Regulations section 53.4941(d)-3 or in a current notice regarding disaster assistance? See instructions<br>Organizations relying on a current notice regarding disaster assistance, check here  | N/A |    |
| c Did the foundation engage in a prior year in any of the acts described in 1a, other than excepted acts, that were not corrected before the first day of the tax year beginning in 2017?  |     | X  |
| 2 Taxes on failure to distribute income (section 4942) (does not apply for years the foundation was a private operating foundation defined in section 4942(j)(3) or 4942(j)(5)):<br>a At the end of tax year 2017, did the foundation have any undistributed income (lines 6d and 6e, Part XIII) for tax year(s) beginning before 2017? <input type="checkbox"/> Yes <input checked="" type="checkbox"/> No<br>If "Yes," list the years ►  |     |    |
| b Are there any years listed in 2a for which the foundation is not applying the provisions of section 4942(a)(2) (relating to incorrect valuation of assets) to the year's undistributed income? (If applying section 4942(a)(2) to all years listed, answer "No" and attach statement - see instructions.)  | N/A |    |
| c If the provisions of section 4942(a)(2) are being applied to any of the years listed in 2a, list the years here.<br>►  |     |    |
| 3a Did the foundation hold more than a 2% direct or indirect interest in any business enterprise at any time during the year? <input type="checkbox"/> Yes <input checked="" type="checkbox"/> No  |     |    |
| b If "Yes," did it have excess business holdings in 2017 as a result of (1) any purchase by the foundation or disqualified persons after May 26, 1969; (2) the lapse of the 5-year period (or longer period approved by the Commissioner under section 4943(c)(7)) to dispose of holdings acquired by gift or bequest; or (3) the lapse of the 10-, 15-, or 20-year first phase holding period? (Use Schedule C, Form 4720, to determine if the foundation had excess business holdings in 2017.)  | N/A |    |
| 4a Did the foundation invest during the year any amount in a manner that would jeopardize its charitable purposes?   |     | X  |
| b Did the foundation make any investment in a prior year (but after December 31, 1969) that could jeopardize its charitable purpose that had not been removed from jeopardy before the first day of the tax year beginning in 2017?  |     | X  |

Form 990-PF (2017)

**Part VII-B Statements Regarding Activities for Which Form 4720 May Be Required** (continued)

|  |   | Yes   | No |
|--|---|---|----|
| <b>5a</b> During the year, did the foundation pay or incur any amount to:  |   |   |    |
| (1) Carry on propaganda, or otherwise attempt to influence legislation (section 4945(e))?  | <input type="checkbox"/> Yes <input checked="" type="checkbox"/> No |   |    |
| (2) Influence the outcome of any specific public election (see section 4955); or to carry on, directly or indirectly, any voter registration drive?  | <input type="checkbox"/> Yes <input checked="" type="checkbox"/> No |   |    |
| (3) Provide a grant to an individual for travel, study, or other similar purposes?   | <input type="checkbox"/> Yes <input checked="" type="checkbox"/> No |   |    |
| (4) Provide a grant to an organization other than a charitable, etc., organization described in section 4945(d)(4)(A)? See instructions  | <input type="checkbox"/> Yes <input checked="" type="checkbox"/> No |   |    |
| (5) Provide for any purpose other than religious, charitable, scientific, literary, or educational purposes, or for the prevention of cruelty to children or animals?  | <input type="checkbox"/> Yes <input checked="" type="checkbox"/> No |   |    |
| <b>b</b> If any answer is "Yes" to 5a(1)-(5), did any of the transactions fail to qualify under the exceptions described in Regulations section 53.4945 or in a current notice regarding disaster assistance? See instructions |   |   |    |
| Organizations relying on a current notice regarding disaster assistance, check here  |   | N/A   | 5b |
| <b>c</b> If the answer is "Yes" to question 5a(4), does the foundation claim exemption from the tax because it maintained expenditure responsibility for the grant?  |   |   |    |
| If "Yes," attach the statement required by Regulations section 53.4945-5(d).   |   | N/A   |    |
| <b>6a</b> Did the foundation, during the year, receive any funds, directly or indirectly, to pay premiums on a personal benefit contract?  |   | <input type="checkbox"/> Yes <input checked="" type="checkbox"/> No |    |
| <b>b</b> Did the foundation, during the year, pay premiums, directly or indirectly, on a personal benefit contract?  |   |   | 6b |
| If "Yes" to 6b, file Form 8870.  |   |   | X  |
| <b>7a</b> At any time during the tax year, was the foundation a party to a prohibited tax shelter transaction?   |   | <input type="checkbox"/> Yes <input checked="" type="checkbox"/> No |    |
| <b>b</b> If "Yes," did the foundation receive any proceeds or have any net income attributable to the transaction?   |   | N/A   | 7b |

**Part VIII Information About Officers, Directors, Trustees, Foundation Managers, Highly Paid Employees, and Contractors****1 List all officers, directors, trustees, and foundation managers and their compensation.**

| (a) Name and address                                       | (b) Title, and average hours per week devoted to position | (c) Compensation (If not paid, enter -0-) | (d) Contributions to employee benefit plans and deferred compensation | (e) Expense account, other allowances |
|--|---|---|---|---------------------------------------|
| John H. Teget<br>706 Church Street<br>Shenandoah, IA 51601 | Co-Trustee<br>0.25  | 0.  | 0.  | 0.                                    |
|  |   |   |   |                                       |
|  |   |   |   |                                       |
|  |   |   |   |                                       |
|  |   |   |   |                                       |
|  |   |   |   |                                       |
|  |   |   |   |                                       |
|  |   |   |   |                                       |
|  |   |   |   |                                       |

**2 Compensation of five highest-paid employees (other than those included on line 1). If none, enter "NONE."**

| (a) Name and address of each employee paid more than \$50,000 | (b) Title, and average hours per week devoted to position | (c) Compensation | (d) Contributions to employee benefit plans and deferred compensation | (e) Expense account, other allowances |
|---|---|------------------|---|---------------------------------------|
| NONE  |   |                  |   |                                       |
|   |   |                  |   |                                       |
|   |   |                  |   |                                       |
|   |   |                  |   |                                       |
|   |   |                  |   |                                       |
|   |   |                  |   |                                       |
|   |   |                  |   |                                       |
|   |   |                  |   |                                       |

Total number of other employees paid over \$50,000

0

Form 990-PF (2017)

Part VIII Information About Officers, Directors, Trustees, Foundation Managers, Highly Paid Employees, and Contractors (continued)

3 Five highest-paid independent contractors for professional services. If none, enter "NONE."

| (a) Name and address of each person paid more than \$50,000 | (b) Type of service | (c) Compensation |
|---|---------------------|------------------|
| NONE  |                     |                  |
|   |                     |                  |
|   |                     |                  |
|   |                     |                  |
|   |                     |                  |
|   |                     |                  |
|   |                     |                  |
|   |                     |                  |

Total number of others receiving over \$50,000 for professional services 0

Part IX-A Summary of Direct Charitable Activities

| List the foundation's four largest direct charitable activities during the tax year. Include relevant statistical information such as the number of organizations and other beneficiaries served, conferences convened, research papers produced, etc. | Expenses |
|--|----------|
| 1 N/A  |          |
|  |          |
| 2  |          |
|  |          |
|  |          |
| 3  |          |
|  |          |
|  |          |
| 4  |          |
|  |          |
|  |          |

Part IX-B Summary of Program-Related Investments

| Describe the two largest program-related investments made by the foundation during the tax year on lines 1 and 2. | Amount |
|---|--------|
| 1 N/A   |        |
|   |        |
| 2   |        |
|   |        |
|   |        |
| All other program-related investments. See instructions.  |        |
| 3   |        |
|   |        |
|   |        |
|   |        |
|   |        |
| Total. Add lines 1 through 3  | 0.     |

**Part X Minimum Investment Return** (All domestic foundations must complete this part. Foreign foundations, see instructions.)

|          |   |           |            |
|----------|---|-----------|------------|
| <b>1</b> | Fair market value of assets not used (or held for use) directly in carrying out charitable, etc., purposes: |           |            |
| <b>a</b> | Average monthly fair market value of securities   | <b>1a</b> | 1,553,725. |
| <b>b</b> | Average of monthly cash balances  | <b>1b</b> | 118,689.   |
| <b>c</b> | Fair market value of all other assets   | <b>1c</b> |            |
| <b>d</b> | <b>Total</b> (add lines 1a, b, and c)   | <b>1d</b> | 1,672,414. |
| <b>e</b> | Reduction claimed for blockage or other factors reported on lines 1a and 1c (attach detailed explanation)   | <b>1e</b> | 0.         |
| <b>2</b> | Acquisition indebtedness applicable to line 1 assets  | <b>2</b>  | 0.         |
| <b>3</b> | Subtract line 2 from line 1d  | <b>3</b>  | 1,672,414. |
| <b>4</b> | Cash deemed held for charitable activities. Enter 1 1/2% of line 3 (for greater amount, see instructions)   | <b>4</b>  | 25,086.    |
| <b>5</b> | <b>Net value of noncharitable-use assets.</b> Subtract line 4 from line 3. Enter here and on Part V, line 4 | <b>5</b>  | 1,647,328. |
| <b>6</b> | <b>Minimum investment return.</b> Enter 5% of line 5  | <b>6</b>  | 82,366.    |

**Part XI Distributable Amount** (see instructions) (Section 4942(j)(3) and (j)(5) private operating foundations and certain foreign organizations, check here ☐ and do not complete this part.)

|           |   |           |         |
|-----------|---|-----------|---------|
| <b>1</b>  | Minimum investment return from Part X, line 6   | <b>1</b>  | 82,366. |
| <b>2a</b> | Tax on investment income for 2017 from Part VI, line 5  | <b>2a</b> | 556.    |
| <b>b</b>  | Income tax for 2017. (This does not include the tax from Part VI.)  | <b>2b</b> |         |
| <b>c</b>  | Add lines 2a and 2b   | <b>2c</b> | 556.    |
| <b>3</b>  | Distributable amount before adjustments. Subtract line 2c from line 1                                     | <b>3</b>  | 81,810. |
| <b>4</b>  | Recoveries of amounts treated as qualifying distributions   | <b>4</b>  | 0.      |
| <b>5</b>  | Add lines 3 and 4   | <b>5</b>  | 81,810. |
| <b>6</b>  | Deduction from distributable amount (see instructions)  | <b>6</b>  | 0.      |
| <b>7</b>  | <b>Distributable amount as adjusted.</b> Subtract line 6 from line 5. Enter here and on Part XIII, line 1 | <b>7</b>  | 81,810. |

**Part XII Qualifying Distributions** (see instructions)

|          |   |           |         |
|----------|---|-----------|---------|
| <b>1</b> | Amounts paid (including administrative expenses) to accomplish charitable, etc., purposes:  |           |         |
| <b>a</b> | Expenses, contributions, gifts, etc. - total from Part I, column (d), line 26   | <b>1a</b> | 88,750. |
| <b>b</b> | Program-related investments - total from Part IX-B  | <b>1b</b> | 0.      |
| <b>2</b> | Amounts paid to acquire assets used (or held for use) directly in carrying out charitable, etc., purposes                         | <b>2</b>  |         |
| <b>3</b> | Amounts set aside for specific charitable projects that satisfy the:  |           |         |
| <b>a</b> | Suitability test (prior IRS approval required)  | <b>3a</b> |         |
| <b>b</b> | Cash distribution test (attach the required schedule)   | <b>3b</b> |         |
| <b>4</b> | <b>Qualifying distributions.</b> Add lines 1a through 3b. Enter here and on Part V, line 8; and Part XIII, line 4                 | <b>4</b>  | 88,750. |
| <b>5</b> | Foundations that qualify under section 4940(e) for the reduced rate of tax on net investment income. Enter 1% of Part I, line 27b | <b>5</b>  | 556.    |
| <b>6</b> | <b>Adjusted qualifying distributions.</b> Subtract line 5 from line 4   | <b>6</b>  | 88,194. |

**Note:** The amount on line 6 will be used in Part V, column (b), in subsequent years when calculating whether the foundation qualifies for the section 4940(e) reduction of tax in those years.



**Part XIII** Undistributed Income (see instructions)

|   | (a)<br>Corpus | (b)<br>Years prior to 2016 | (c)<br>2016 | (d)<br>2017 |
|---|---------------|----------------------------|-------------|-------------|
| <b>1</b> Distributable amount for 2017 from Part XI, line 7   |               |                            |             | 81,810.     |
| <b>2</b> Undistributed income, if any, as of the end of 2017  |               |                            |             |             |
| <b>a</b> Enter amount for 2016 only   |               |                            | 0.          |             |
| <b>b</b> Total for prior years:   |               | 0.                         |             |             |
| <b>3</b> Excess distributions carryover, if any, to 2017:   |               |                            |             |             |
| <b>a</b> From 2012  |               |                            |             |             |
| <b>b</b> From 2013  | 224.          |                            |             |             |
| <b>c</b> From 2014  |               |                            |             |             |
| <b>d</b> From 2015  | 6,646.        |                            |             |             |
| <b>e</b> From 2016  |               |                            |             |             |
| <b>f</b> Total of lines 3a through e  | 6,870.        |                            |             |             |
| <b>4</b> Qualifying distributions for 2017 from Part XII, line 4: ► \$ 88,750.  |               |                            |             |             |
| <b>a</b> Applied to 2016, but not more than line 2a   |               |                            | 0.          |             |
| <b>b</b> Applied to undistributed income of prior years (Election required - see instructions)  |               | 0.                         |             |             |
| <b>c</b> Treated as distributions out of corpus (Election required - see instructions)  | 0.            |                            |             |             |
| <b>d</b> Applied to 2017 distributable amount   |               |                            |             | 81,810.     |
| <b>e</b> Remaining amount distributed out of corpus   | 6,940.        |                            |             |             |
| <b>5</b> Excess distributions carryover applied to 2017 (If an amount appears in column (d), the same amount must be shown in column (a))   | 0.            |                            |             | 0.          |
| <b>6</b> Enter the net total of each column as indicated below:   |               |                            |             |             |
| <b>a</b> Corpus Add lines 3f, 4c, and 4e Subtract line 5  | 13,810.       |                            |             |             |
| <b>b</b> Prior years' undistributed income. Subtract line 4b from line 2b   |               | 0.                         |             |             |
| <b>c</b> Enter the amount of prior years' undistributed income for which a notice of deficiency has been issued, or on which the section 4942(a) tax has been previously assessed |               | 0.                         |             |             |
| <b>d</b> Subtract line 6c from line 6b. Taxable amount - see instructions   |               | 0.                         |             |             |
| <b>e</b> Undistributed income for 2016. Subtract line 4a from line 2a. Taxable amount - see instr.  |               |                            | 0.          |             |
| <b>f</b> Undistributed income for 2017. Subtract lines 4d and 5 from line 1. This amount must be distributed in 2018  |               |                            |             | 0.          |
| <b>7</b> Amounts treated as distributions out of corpus to satisfy requirements imposed by section 170(b)(1)(F) or 4942(g)(3) (Election may be required - see instructions)       | 0.            |                            |             |             |
| <b>8</b> Excess distributions carryover from 2012 not applied on line 5 or line 7   | 0.            |                            |             |             |
| <b>9</b> Excess distributions carryover to 2018. Subtract lines 7 and 8 from line 6a  | 13,810.       |                            |             |             |
| <b>10</b> Analysis of line 9:   |               |                            |             |             |
| <b>a</b> Excess from 2013   | 224.          |                            |             |             |
| <b>b</b> Excess from 2014   |               |                            |             |             |
| <b>c</b> Excess from 2015   | 6,646.        |                            |             |             |
| <b>d</b> Excess from 2016   |               |                            |             |             |
| <b>e</b> Excess from 2017   | 6,940.        |                            |             |             |

N/A

- ☐ 4942(j)(3) or ☒ ~~4942(j)(5)~~

- b** 85% of line 2a

- c** Qualifying distributions from Part XII,  
line 4 for each year listed

- d** Amounts included in line 2c not used directly for active conduct of exempt activities

- e Qualifying distributions made directly for active conduct of exempt activities.

- 3 Subtract line 2d from line 2c  
Complete 3a, b, or c for the  
alternative test relied upon:

- a "Assets" alternative test - enter:  
(1) Value of all assets

- (2) Value of assets qualifying under section 4942(j)(3)(B)(i)**

- b "Endowment" alternative test - enter 2/3 of minimum investment return shown in Part X, line 6 for each year listed**

- c** "Support" alternative test - enter:

- (1) Total support other than gross investment income (interest, dividends, rents, payments on securities loans (section 512(a)(5)), or royalties)

- (2) Support from general public and 5 or more exempt organizations as provided in section 4942(j)(3)(B)(iii)

- (3) Largest amount of support from an exempt organization**

- (4) Gross investment income**

**Part XV** **Supplementary Information (Complete this part only if the foundation had \$5,000 or more in assets at any time during the year-see instructions.)**

## 1 Information Regarding Foundation Managers:

- a List any managers of the foundation who have contributed more than 2% of the total contributions received by the foundation before the close of any tax year (but only if they have contributed more than \$5,000). (See section 507(d)(2).)

None

- b** List any managers of the foundation who own 10% or more of the stock of a corporation (or an equally large portion of the ownership of a partnership or other entity) of which the foundation has a 10% or greater interest.

None

**2 Information Regarding Contribution, Grant, Gift, Loan, Scholarship, etc., Programs:**

Check here ☒ if the foundation only makes contributions to preselected charitable organizations and does not accept unsolicited requests for funds. If the foundation makes gifts, grants, etc., to individuals or organizations under other conditions, complete items 2a, b, c, and d.

- a** The name, address, and telephone number or email address of the person to whom applications should be addressed:

NA

- b** The form in which applications should be submitted and information and materials they should include:

NA

- c** Any submission deadlines:

NA

- d Any restrictions or limitations on awards, such as by geographical areas, charitable fields, kinds of institutions, or other factors:

NA

**Part XV** Supplementary Information (continued)

**3 Grants and Contributions Paid During the Year or Approved for Future Payment**

| Recipient  | If recipient is an individual, show any relationship to any foundation manager or substantial contributor | Foundation status of recipient | Purpose of grant or contribution | Amount  |
|--|---|--------------------------------|----------------------------------|---------|
| Name and address (home or business)  |   |                                |                                  |         |
| a Paid during the year   |   |                                |                                  |         |
| AMERICAN LEGION<br>705 JAMES PL<br>YANKTON, SD 57078                                   | None  | Public                         | CHARITABLE                       | 500.    |
| GRINNELL COLLEGE - HENRY & ELIZABETH SCHOLARSHIP<br>733 BROAD ST<br>GRINNELL, IA 50112 | None  | Public                         | EDUCATIONAL                      | 2,000.  |
| BIG BROTHERS/BIG SISTERS<br>1301 PINE ST<br>HAYS, NE 67601                             | None  | Public                         | CHARITABLE                       | 1,000.  |
| BOY SCOUTS OF AMERICA<br>13071 BOY SCOUT ROAD<br>TABOR, SD 47063                       | None  | Public                         | CHARITABLE                       | 4,000.  |
| CITY OF MARATHON - PARKS & REC<br>9805 OVERSEAS HIGHWAY<br>MARATHON, FL 33050          | None  | Public                         | CHARITABLE                       | 1,000.  |
| Total See continuation sheet(s)  |   |                                | ▶ 3a                             | 88,750. |
| b Approved for future payment  |   |                                |                                  |         |
| None   |   |                                |                                  |         |
|  |   |                                |                                  |         |
|  |   |                                |                                  |         |
|  |   |                                |                                  |         |
| Total  |   |                                | ▶ 3b                             | 0       |

| Unrelated business income |               | Excluded by section 512, 513, or 514 |               | (e)<br>Related or exempt<br>function income |
|---------------------------|---------------|--------------------------------------|---------------|---|
| (a)<br>Business<br>code   | (b)<br>Amount | (c)<br>Exclu-<br>sion<br>code        | (d)<br>Amount |   |
|                           |               |                                      |               |   |
|                           |               |                                      |               |   |
|                           |               |                                      |               |   |
|                           |               |                                      |               |   |
|                           |               |                                      |               |   |
|                           |               |                                      |               |   |
|                           |               |                                      |               |   |
|                           |               |                                      |               |   |
|                           |               |                                      |               |   |
|                           |               | 14                                   | 6,791.        |   |
|                           |               | 14                                   | 50,118.       |   |
|                           |               |                                      |               |   |
|                           |               |                                      |               |   |
|                           |               |                                      |               |   |
|                           |               |                                      |               |   |
|                           |               |                                      |               |   |
|                           |               | 18                                   | <5,176.>      |   |
|                           |               |                                      |               |   |
|                           |               |                                      |               |   |
|                           |               |                                      |               |   |
|                           |               |                                      |               |   |
|                           |               |                                      |               |   |
|                           | 0.            |                                      | 51,733.       | 0.  |
|                           |               |                                      | 13            | 51,733.                                     |

(See worksheet in line 13 instructions to verify calculations.)

[illegible]

**Part XVII Information Regarding Transfers to and Transactions and Relationships With Noncharitable Exempt Organizations**

- |          |  | Yes          | No       |
|----------|--|--------------|----------|
| <b>1</b> | Did the organization directly or indirectly engage in any of the following with any other organization described in section 501(c) (other than section 501(c)(3) organizations) or in section 527, relating to political organizations?  |              |          |
| <b>a</b> | Transfers from the reporting foundation to a noncharitable exempt organization of:   |              |          |
|          | (1) Cash   | <b>1a(1)</b> | <b>X</b> |
|          | (2) Other assets   | <b>1a(2)</b> | <b>X</b> |
| <b>b</b> | Other transactions:  |              |          |
|          | (1) Sales of assets to a noncharitable exempt organization   | <b>1b(1)</b> | <b>X</b> |
|          | (2) Purchases of assets from a noncharitable exempt organization   | <b>1b(2)</b> | <b>X</b> |
|          | (3) Rental of facilities, equipment, or other assets   | <b>1b(3)</b> | <b>X</b> |
|          | (4) Reimbursement arrangements   | <b>1b(4)</b> | <b>X</b> |
|          | (5) Loans or loan guarantees   | <b>1b(5)</b> | <b>X</b> |
|          | (6) Performance of services or membership or fundraising solicitations   | <b>1b(6)</b> | <b>X</b> |
| <b>c</b> | Sharing of facilities, equipment, mailing lists, other assets, or paid employees   | <b>1c</b>    | <b>X</b> |
| <b>d</b> | If the answer to any of the above is "Yes," complete the following schedule. Column (b) should always show the fair market value of the goods, other assets, or services given by the reporting foundation. If the foundation received less than fair market value in any transaction or sharing arrangement, show in column (d) the value of the goods, other assets, or services received. |              |          |



[illegible]

- 2a** Is the foundation directly or indirectly affiliated with, or related to, one or more tax-exempt organizations described in section 501(c) (other than section 501(c)(3)) or in section 527? ☐ Yes ☒ No

- b** If "Yes," complete the following schedule.

| (a) Name of organization | (b) Type of organization | (c) Description of relationship |
|--------------------------|--------------------------|---------------------------------|
| N/A                      |                          |                                 |
|                          |                          |                                 |
|                          |                          |                                 |
|                          |                          |                                 |
|                          |                          |                                 |

Under penalties of perjury, I declare that I have examined this return, including accompanying schedules and statements, and to the best of my knowledge and belief, it is true, correct, and complete. Declaration of preparer (other than taxpayer) is based on all information of which preparer has any knowledge.

**Sign Here**   **Co-Trustee**

Signature of officer or trustee Date Title

May the IRS discuss this return with the preparer shown below? See instructions. ☒ Yes ☐ No

|                                       |   |                      |        |   |           |
|---------------------------------------|---|----------------------|--------|---|-----------|
| <b>Paid<br/>Preparer<br/>Use Only</b> | Print preparer's name   | Preparer's signature | Date   | Check <input type="checkbox"/> if self-employed | PTIN      |
|                                       | Paul E. Carey   | <i>Paul E. Carey</i> | 6/4/18 |   | P00084216 |
|                                       | Firm's name ▶ Brown, Winick, Graves, et al.                               |                      |        | Firm's EIN ▶ 42-0704554                         |           |
|                                       | Firm's address ▶ 666 Grand Avenue Suite 2000<br>Des Moines, IA 50309-2510 |                      |        | Phone no. 515-242-2400                          |           |

Form **990-PF** (2017)

**TEGET FOUNDATION  
C/O JOHN H. TEGET**

46-0363474

**Part XV Supplementary Information**

**3 Grants and Contributions Paid During the Year (Continuation)**

| Recipient<br>Name and address (home or business)  | If recipient is an individual,<br>show any relationship to<br>any foundation manager<br>or substantial contributor | Foundation<br>status of<br>recipient | Purpose of grant or<br>contribution | Amount         |
|---|--|--------------------------------------|-------------------------------------|----------------|
| COE COLLEGE<br>1220 1ST AVE, NE<br>CEDAR RAPIDS, IA 52402                                 | None   | Public                               | EDUCATIONAL                         | 12,000.        |
| COLLEGE FOR KIDS<br>4401 SIXTH STREET SW<br>CEDAR RAPIDS, IA 52404                        | None   | Public                               | EDUCATIONAL                         | 2,000.         |
| CRAMER KENYON HERITAGE HOUSE<br>PO BOX 465<br>YANKTON, SD 57078                           | None   | Public                               | CHARITABLE                          | 250.           |
| CRETE AREA HEALTHCARE FOUNDATION<br>P.O. BOX 220<br>CRETE, NE 68333                       | None   | Public                               | CHARITABLE                          | 1,000.         |
| CRETE PUBLIC SCHOOL TRUST<br>920 LINDEN AVENUE<br>CRETE, NE 68333                         | None   | Public                               | EDUCATIONAL                         | 9,000.         |
| CRETE UNITED CARES<br>P.O. BOX 249<br>CRETE, NE 68333                                     | None   | Public                               | RELIGIOUS                           | 1,000.         |
| CRETE UNITED CHURCH OF<br>CHRIST-BACKPACK PROGRAM<br>440 E 12TH STREET<br>CRETE, NE 68333 | None   | Public                               | Charitable                          | 4,000.         |
| DOANE COLLEGE<br>1014 BOSWELL<br>CRETE, NE 68333  | None   | Public                               | EDUCATIONAL                         | 1,500.         |
| FIRST CALL FOR HELP<br>205 E 7TH ST #204<br>HAYS, KS 67601                                | None   | Public                               | CHARITABLE                          | 1,000.         |
| FISHERMAN'S COMMUNITY HOSPITAL<br>FOUNDATION<br>3301 OVERSEAS HWY<br>MARATHON, FL 33050   | NONE   | Public                               | Charitable                          | 1,000.         |
| <b>Total from continuation sheets</b>   |  |                                      |                                     | <b>80,250.</b> |

**TEGET FOUNDATION  
C/O JOHN H. TEGET**

46-0363474

**Part XV Supplementary Information**

**3 Grants and Contributions Paid During the Year (Continuation)**

| Recipient<br>Name and address (home or business)  | If recipient is an individual,<br>show any relationship to<br>any foundation manager<br>or substantial contributor | Foundation<br>status of<br>recipient | Purpose of grant or<br>contribution | Amount |
|---|--|--------------------------------------|-------------------------------------|--------|
| FRIENDS OF LIED CENTER<br>12TH AND R STREETS, P.O. BOX 880151<br>LINCOLN, NE 68588-0151 | None   | Public                               | CHARITABLE                          | 1,500. |
| FRIENDS OF YANKTON PUBLIC LIBRARY<br>515 WALNUT ST<br>YANKTON, SD 57078                 | None   | Public                               | Educational                         | 1,500. |
| GRACE JONES COMMUNITY CHILD CARE<br>230 42ND STREET GULF<br>MARATHON, FL 33050          | None   | Public                               | Charitable                          | 1,500. |
| SHENANDOAH FOOD PANTRY<br>PO BOX 279<br>SHENANDOAH, IA 51601                            | None   | Public                               | Charitable                          | 1,000. |
| HABITAT FOR HUMANITY<br>231 BROADWAY<br>YANKTON, SD 57078                               | None   | Public                               | Charitable                          | 500.   |
| HAYS ARTS COUNCIL<br>112 E 11TH<br>HAYS, KS 67601                                       | None   | Public                               | CHARITABLE                          | 2,000. |
| HAYS BOY SCOUT TROOP #101<br>644 S OHIO<br>SALINA, KS 67402                             | None   | Public                               | CHARITABLE                          | 3,000. |
| HAYS MED FOUNDATION<br>P.O. BOX 8199<br>HAYS, KS 67601                                  | None   | Public                               | CHARITABLE                          | 2,000. |
| HAYS PUBLIC LIBRARY<br>1205 MAIN STREET<br>HAYS, KS 67601                               | None   | Public                               | CHARITABLE                          | 1,000. |
| HAYS RECREATION COMMISSION<br>1105 CANTERBURY DR<br>HAYS, KS 67601                      | None   | Public                               | EDUCATIONAL                         | 500.   |
| <b>Total from continuation sheets</b>   |  |                                      |                                     |        |

**TEGET FOUNDATION  
C/O JOHN H. TEGET**

46-0363474

**Part XV Supplementary Information**

**3 Grants and Contributions Paid During the Year (Continuation)**

| Recipient<br>Name and address (home or business)   | If recipient is an individual,<br>show any relationship to<br>any foundation manager<br>or substantial contributor | Foundation<br>status of<br>recipient | Purpose of grant or<br>contribution | Amount |
|--|--|--------------------------------------|-------------------------------------|--------|
| HPPR - HIGHER PLAINS PUBLIC RADIO<br>210 NORTH 7TH STREET<br>GARDEN CITY, KS 67846               | None   | PUBLIC                               | CHARTIABLE                          | 1,000. |
| KAIR<br>4804 NW BETHANY BLVD, SUITE 12-120<br>PORTLAND, OR 97229                                 | None   | Public                               | Charitable                          | 2,000. |
| LAWRENCE UNIVERSITY<br>711 E BOLDT WAY<br>APPLETON, WI 54911                                     | None   | Public                               | Educational                         | 2,000. |
| MAY MENTORING (GREATER SHENANDOAH<br>FOUNDATION)<br>304 WEST NISHNA ROAD<br>SHENANDOAH, IA 51601 | None   | Public                               | Charitable                          | 1,000. |
| MOUNT MARTY FUND<br>1105 W 8TH STREET<br>YANKTON, SD 57078                                       | None   | Public                               | Charitable                          | 500.   |
| SHENANDOAH EDUCATION FOUNDATION<br>P.O. BOX 607<br>WOODSTOCK, VA 22664                           | NONE   | Public                               | EDUCATIONAL                         | 2,000. |
| SHENANDOAH HEALTHCARE FOUNDATION<br>300 PARK AVENUE #3<br>SHENANDOAH, IA 51601                   | None   | Public                               | Charitable                          | 1,000. |
| SHENANDOAH PUBLIC LIBRARY FOUNDATION<br>201 S ELM STREET<br>SHENANDOAH, IA 51601                 | None   | Public                               | Charitable                          | 1,000. |
| STUDENT'S OSTEOPATHIC MEDICAL ASSN<br>142 E ONTARIO ST<br>CHICAGO, IL 60611                      | None   | Public                               | Educational                         | 2,500. |
| TURNBULL CHILD DEVELOPMENT CENTER<br>1501 MUSTANG DR<br>SHENANDOAH, IA 51601                     | None   | Public                               | CHARITABLE                          | 1,000. |
| <b>Total from continuation sheets</b>  |  |                                      |                                     |        |



**TEGET FOUNDATION  
C/O JOHN H. TEGET**

46-0363474

**Part XV Supplementary Information**

**3 Grants and Contributions Paid During the Year (Continuation)**

| Recipient<br>Name and address (home or business)  | If recipient is an individual,<br>show any relationship to<br>any foundation manager<br>or substantial contributor | Foundation<br>status of<br>recipient | Purpose of grant or<br>contribution | Amount |
|---|--|--------------------------------------|-------------------------------------|--------|
| UNITED METHODIST CHURCH<br>200 CHURCH STREET<br>SHENANDOAH, IA 51601                        | None   | Public                               | CHARITABLE                          | 500.   |
| UNITED WAY OF YANKTON<br>PO BOX 387<br>YANKTON, SD 57078                                    | None   | Public                               | Charitable                          | 250.   |
| UNIVERSITY OF NEBRASKA FOUNDATION<br>1010 LINCOLN MALL, SUITE 300<br>LINCOLN, NE 68508-2886 | None   | Public                               | EDUCATIONAL                         | 5,000. |
| UNIVERSITY OF SOUTH DAKOTA FOUNDATION<br>PO BOX 5555<br>VERMILLION, SD 57069                | None   | Public                               | Educational                         | 2,000. |
| VETERANS OF FOREIGN WARS<br>209 CEDAR<br>YANKTON, SD 57078                                  | None   | Public                               | Charitable                          | 500.   |
| YANKTON AREA ARTS<br>508 DOUGLAS<br>YANKTON, SD 57078                                       | None   | Public                               | Charitable                          | 750.   |
| YANKTON AREA ICE ASSN.<br>PO BOX 235<br>YANKTON, SD 57078                                   | None   | Public                               | Charitable                          | 750.   |
| YANKTON CHILDREN'S CHOIR<br>PO BOX 409<br>YANKTON, SD 57078                                 | None   | Public                               | Educational                         | 1,500. |
| YANKTON COUNTY HISTORICAL SOCIETY<br>PO BOX 1033<br>YANKTON, SD 57078                       | None   | Public                               | Charitable                          | 750.   |
| PRESERVING ARTS IN THE OSAGE<br>PO BOX 506<br>PAWHUSKA, OK 74056                            | None   | Public                               | CHARITABLE                          | 1,000. |
| <b>Total from continuation sheets</b>   |  |                                      |                                     |        |

TEGET FOUNDATION  
C/O JOHN H. TEGET

46-0363474

**Part XV** Supplementary Information

**3 Grants and Contributions Paid During the Year (Continuation)**

| Recipient<br>Name and address (home or business)  | If recipient is an individual,<br>show any relationship to<br>any foundation manager<br>or substantial contributor | Foundation<br>status of<br>recipient | Purpose of grant or<br>contribution | Amount |
|---|--|--------------------------------------|-------------------------------------|--------|
| FRATERNAL ORDER OF POLICE LODGE #74<br>POLICE DEPT. 1945 FOREST AVE<br>CRETE, NE 68333  | None   | Public                               | CHARITABLE                          | 1,000. |
| WESLEY HOUSE<br>1304 TRUMAN<br>KEY WEST, FL 33040                                       | None   | Public                               | CHARITABLE                          | 1,000. |
| SE COLORADO TWO SHOT HUNTING &<br>WILDLIFE FOUNDATION<br>PO BOX 1660<br>LAMAR, CO 81052 | None   | Public                               | CHARITABLE                          | 1,000. |
| PIGEON KEY FOUNDATION<br>PO BOX 5000130<br>MARATHON, FL 33050                           | None   | Public                               | EDUCATIONAL                         | 1,000. |
| ST. COLUMBA<br>451 52ND GULF<br>MARATHON, FL 33050                                      | None   | Public                               | EDUCATIONAL                         | 2,000. |
|   |  |                                      |                                     |        |
|   |  |                                      |                                     |        |
|   |  |                                      |                                     |        |
|   |  |                                      |                                     |        |
|   |  |                                      |                                     |        |
|   |  |                                      |                                     |        |
|   |  |                                      |                                     |        |
|   |  |                                      |                                     |        |
| Total from continuation sheets  |  |                                      |                                     |        |

## Form 990-PF Interest on Savings and Temporary Cash Investments Statement 1

| Source                  | (a)<br>Revenue<br>Per Books | (b)<br>Net Investment<br>Income | (c)<br>Adjusted<br>Net Income |
|-------------------------|-----------------------------|---------------------------------|-------------------------------|
| UBS                     | 4,371.                      | 4,371.                          |                               |
| UBS EXEMPT INTEREST     | 2,420.                      | 2,420.                          |                               |
| Total to Part I, line 3 | 6,791.                      | 6,791.                          |                               |

## Form 990-PF Dividends and Interest from Securities Statement 2

| Source            | Gross<br>Amount | Capital<br>Gains<br>Dividends | (a)<br>Revenue<br>Per Books | (b)<br>Net Invest-<br>ment Income | (c)<br>Adjusted<br>Net Income |
|-------------------|-----------------|-------------------------------|-----------------------------|-----------------------------------|-------------------------------|
| UBS               | 50,630.         | 512.                          | 50,118.                     | 50,118.                           |                               |
| To Part I, line 4 | 50,630.         | 512.                          | 50,118.                     | 50,118.                           |                               |

## Form 990-PF Legal Fees Statement 3

| Description                | (a)<br>Expenses<br>Per Books | (b)<br>Net Invest-<br>ment Income | (c)<br>Adjusted<br>Net Income | (d)<br>Charitable<br>Purposes |
|----------------------------|------------------------------|-----------------------------------|-------------------------------|-------------------------------|
| Legal Fees                 | 2,126.                       | 0.                                |                               | 0.                            |
| To Fm 990-PF, Pg 1, ln 16a | 2,126.                       | 0.                                |                               | 0.                            |

## Form 990-PF Other Professional Fees Statement 4

| Description                  | (a)<br>Expenses<br>Per Books | (b)<br>Net Invest-<br>ment Income | (c)<br>Adjusted<br>Net Income | (d)<br>Charitable<br>Purposes |
|------------------------------|------------------------------|-----------------------------------|-------------------------------|-------------------------------|
| Broker Fees                  | 1,307.                       | 1,307.                            |                               | 0.                            |
| To Form 990-PF, Pg 1, ln 16c | 1,307.                       | 1,307.                            |                               | 0.                            |

| Form 990-PF                 | Taxes                        |                                   |                               | Statement                     | 5 |
|-----------------------------|------------------------------|-----------------------------------|-------------------------------|-------------------------------|---|
| Description                 | (a)<br>Expenses<br>Per Books | (b)<br>Net Invest-<br>ment Income | (c)<br>Adjusted<br>Net Income | (d)<br>Charitable<br>Purposes |   |
| Foreign Income Taxes        | 553.                         | 0.                                |                               | 0.                            |   |
| Federal Taxes               | 1,436.                       | 0.                                |                               | 0.                            |   |
| To Form 990-PF, Pg 1, ln 18 | 1,989.                       | 0.                                |                               | 0.                            |   |

| Form 990-PF                 | Other Expenses               |                                   |                               | Statement                     | 6 |
|-----------------------------|------------------------------|-----------------------------------|-------------------------------|-------------------------------|---|
| Description                 | (a)<br>Expenses<br>Per Books | (b)<br>Net Invest-<br>ment Income | (c)<br>Adjusted<br>Net Income | (d)<br>Charitable<br>Purposes |   |
| POSTAGE                     | 49.                          | 0.                                |                               | 0.                            |   |
| To Form 990-PF, Pg 1, ln 23 | 49.                          | 0.                                |                               | 0.                            |   |

| Form 990-PF                            | Other Investments   |            | Statement            | 7 |
|--|---------------------|------------|----------------------|---|
| Description                            | Valuation<br>Method | Book Value | Fair Market<br>Value |   |
| UBS ACCT #6711 INVESTMENTS             | COST                | 1,330,844. | 1,368,953.           |   |
| UBS ACCT #6710 INVESTMENTS             | COST                | 138,831.   | 187,663.             |   |
| DIVIDENDS & INTEREST RECEIVABLE        | COST                | 2,697.     | 2,697.               |   |
| Total to Form 990-PF, Part II, line 13 |                     | 1,472,372. | 1,559,313.           |   |

**Teget Foundation**  
**UBS Account #6710**

**12/31/2017**

**Form 990-PF - Attachment to Bal Sheet**

|   | 2016<br>Cost     | 2016<br>Cost/<br>Donor's Basis | 2017<br>Cost/<br>Fdn Basis | 2017<br>Cost/<br>Donor's Basis | 2017<br>FMV       |
|---|------------------|--------------------------------|----------------------------|--------------------------------|-------------------|
| Money Market                                    | 6,858.33         | -                              | 2,874.68                   | -                              | 2,874.68          |
| <b>Equities - Closed end Mutual Funds</b>       |                  |                                |                            |                                |                   |
| 117 sh Ishares Trust S&P 500 Value Index Fd     | 5,999.23         | -                              | 5,999.23                   | -                              | 13,366.08         |
| 84 sh Ishares Trust S&P 500 Growth Index Fd     | 4,546.08         | -                              | 4,546.08                   | -                              | 12,832.68         |
| 42 sh Ishares Trust S&P Midcap 400 Growth       | 3,096.66         | -                              | 3,096.66                   | -                              | 9,064.86          |
| 2 sh Ishares Trust S&P Midcap 400 Growth Ir     | -                | -                              | 418.58                     | -                              | 431.66            |
| 62 sh Ishares Trust S&P Smallcap 600 Value      | 3,463.32         | -                              | 3,463.32                   | -                              | 9,521.34          |
| 45 sh Ishares Trust S&P Smallcap 600 Growth     | 2,441.70         | -                              | 2,441.70                   | -                              | 7,656.75          |
| 14 sh Vanguard Small Cap Value ETF              | -                | -                              | 1,807.81                   | -                              | 1,858.92          |
| 42 sh Vanguard REIT ETF                         | 2,690.08         | -                              | 2,690.08                   | -                              | 3,485.16          |
| less return of capital                          |                  |                                | (49.29)                    |                                |                   |
| less return of capital                          |                  |                                | (31.20)                    |                                |                   |
| 4 sh Vanguard REIT ETF                          | 264.82           |                                | 264.82                     |                                | 331.92            |
| less return of capital                          |                  |                                | (4.69)                     |                                |                   |
| less return of capital                          |                  |                                | (5.84)                     |                                |                   |
| 19 sh Vanguard REIT ETF                         | -                |                                | 1,582.32                   |                                | 1,576.62          |
| less return of capital                          |                  |                                | (16.57)                    |                                |                   |
| 104 sh Vanguard Index Fds Vanguard Mid Cap      | 6,023.11         |                                | 6,023.11                   |                                | 11,603.28         |
| 16 sh Vanguard Index Fds Vanguard Mid Cap       | -                |                                | 1,698.72                   |                                | 1,785.12          |
| 70 sh Vanguard FTSE Emerg Mkts ETF              | 2,845.49         |                                | 2,845.49                   |                                | 3,213.70          |
| 12 sh Vanguard FTSE Emerg Mkts ETF              | 471.84           |                                | 471.84                     |                                | 550.92            |
| 39 sh Vanguard FTSE Emerg Mkts ETF              | -                |                                | 1,749.93                   |                                | 1,790.49          |
| 156 sh Vanguard Intl Equity Index Fd Inc FST    | 6,715.29         | -                              | 6,715.29                   | -                              | 8,536.32          |
| 41 sh Vanguard Intl Equity Index Fd Inc FSTE    | 1,763.41         | -                              | 1,763.41                   | -                              | 2,243.52          |
| 103 sh Vanguard Intl Equity Index Fd Inc FST    | -                | -                              | 5,565.61                   | -                              | 5,636.16          |
| 55 sh Vanguard Gbl EX ETF                       | 2,775.30         | -                              | 2,775.30                   | -                              | 3,327.50          |
| 35 sh Vanguard Gbl EX ETF                       | -                | -                              | 2,101.02                   | -                              | 2,117.50          |
| 74 sh Vanguard Divid Appreciation               | 3,293.00         | -                              | 3,293.00                   | -                              | 7,550.22          |
| 19 sh Vanguard Divid Appreciation               | -                | -                              | 1,845.28                   | -                              | 1,938.57          |
| 71 sh Vanguard MEGA CAP Value ETF               | -                | -                              | 5,229.51                   | -                              | 5,428.66          |
| <b>Total Equities - Closed end Mutual Funds</b> | <b>46,389.33</b> | <b>-</b>                       | <b>68,280.52</b>           | <b>-</b>                       | <b>115,847.95</b> |
| <b>Fixed Income - Closed end Mutual Funds</b>   |                  |                                |                            |                                |                   |
| 47 sh Ishares Barclays Tips Bond Fund           | 5,037.93         | -                              | 5,037.93                   | -                              | 5,361.76          |
| 24 sh Ishares Barclays Tips Bond Fund           | 2,476.32         | -                              | 2,476.32                   | -                              | 2,737.92          |

|  |                  |                   |                   |
|--|------------------|-------------------|-------------------|
| 7 sh Ishares Barclays Tips Bond Fd               | 843.99           | 843.99            | 798.56            |
| 14 sh Ishares Tips Bond Fd                       | 1,587.18         | 1,587.18          | 1,597.12          |
| 67 sh Ishares Tips Bond Fd                       | -                | 7,629.96          | 7,643.36          |
| 123 sh Ishares IBOX USD High Yield Corp.         | -                | 10,821.11         | 10,732.98         |
| 184 sh Powershares Emerging Markets Sov          | -                | 5,424.30          | 5,435.36          |
| 73 sh Van Eck Vectors ETF TR Em LC Curr D        | 1,713.55         | -                 | -                 |
| 12 sh Van Eck Vectors ETF TR EM LC Curr D        | 295.08           | -                 | -                 |
| 20 sh Vanguard Bd Index Fd Inc Inter Term E      | 1,564.40         | 1,564.40          | 1,676.60          |
| 7 sh Vanguard Bd Index Fd Inc Inter Term Bc      | 567.09           | 567.09            | 586.81            |
| 10 sh Vanguard Bd Index Fd Inc Inter Term E      | 835.80           | 835.80            | 838.30            |
| 27 sh Vanguard Bd Index Fd Inc Inter Term E      | -                | 2,279.58          | 2,263.41          |
| 20 sh Vanguard Bd Index Fd Inc Long Term t       | 1,517.20         | 1,517.20          | 1,901.60          |
| 7 sh Vanguard Bd Index Fd Inc Long Term Bc       | 562.55           | 562.55            | 665.56            |
| 10 sh Vanguard Bd Index Fd Inc Long Term t       | 839.79           | 839.79            | 950.80            |
| 21 sh Vanguard Bd Index Fd Inc Long Term t       | -                | 1,971.25          | 1,996.68          |
| 39 sh Vanguard Bd Index Fd Inc Short Term        | 3,042.39         | 3,042.39          | 3,084.90          |
| 28 sh Vanguard Bd Index Fd Inc Short Term        | 2,241.40         | 2,241.40          | 2,214.80          |
| 10 sh Vanguard Bd Index Fd Inc Short Term        | 803.00           | 803.00            | 791.00            |
| 59 sh Vanguard Bd Index Fd Inc Short Term        | -                | 4,693.39          | 4,666.90          |
| 48 sh Vanguard Charlotte FDS Total Intl Bd Ic    | -                | 2,636.40          | 2,609.76          |
| 84 sh Vanguard Charlotte FDS Total Intl Bd Ic    | 4,163.87         | 4,163.87          | 4,567.08          |
| <b>Total Fixed Income - Closed end Mutual Fi</b> | <b>28,091.54</b> | <b>61,538.90</b>  | <b>63,121.26</b>  |
| <b>Mutual Funds</b>                              |                  |                   |                   |
| 438 sh American Funds American High Incon        | 4,498.26         | -                 | -                 |
| 36 sh American Funds American Hi Inc trst fr     | 400.68           | -                 | -                 |
| 79 sh American Funds American Hi Inc trst fr     | 889.54           | -                 | -                 |
| <b>Total Mutual Funds</b>                        | <b>5,788.48</b>  | <b>-</b>          | <b>-</b>          |
| <b>Other Mutual Funds</b>                        |                  |                   |                   |
| 383,475 sh Calamos Global Growth & Inc Fd        | 4,281.51         | -                 | -                 |
| 63,690 sh Calamos Global Growth & Inc Fd a       | 742.30           | -                 | -                 |
| 548,479 sh Calamos Convertible Fund Class        | -                | 9,011.38          | 8,693.39          |
| <b>Total Mutual Funds</b>                        | <b>5,023.81</b>  | <b>9,011.38</b>   | <b>8,693.39</b>   |
| <b>Total Investments per UBS stmt 12/31/17</b>   | <b>85,293.16</b> | <b>138,830.80</b> | <b>187,662.60</b> |
| <b>Total Investments w/Money Market</b>          | <b>92,151.49</b> | <b>141,705.48</b> | <b>190,537.28</b> |

Teget Foundation  
UBS Account #6711  
12/31/2017

Form 990-PF - Attachment to Bal Sheet

|  | 2016         |      | 2017          |           | 2017         |            | 2017         |
|--|--------------|------|---------------|-----------|--------------|------------|--------------|
|  | Fdn Basis    | Cost | Donor's Basis | Cost/     | Fdn Basis    | Cost/      | FMV          |
|  |              |      |               |           |              |            |              |
| <b>Cash</b>  |              |      |               |           |              |            |              |
| Money Market   | 97,753.35    |      |               |           | 59,056.26    | -          | 59,056.26    |
|  | 97,753.35    |      |               |           | 59,056.26    | -          | 59,056.26    |
| <b>Common Stock</b>  |              |      |               |           |              |            |              |
| 666 sh Ares Capital Corp   | 52,319.67    |      |               |           | 52,319.67    |            | 10,469.52    |
| 1749 sh Cobalt Intl Energy (stmt shows 117 sh 36,309.24; used basis 39,999.63) | 39,999.63    |      |               |           | 39,999.63    |            | 108.22       |
| 894 SH CREE INC  | 36,769.54    |      |               |           | 36,769.54    |            | 33,203.16    |
| 100 sh Intl Business Machines  | 9,396.00     |      |               | 9,416.00  | 9,396.00     | 9,416.00   | 15,342.00    |
| 5,766 sh Intl Business Machines  | 838,030.44   |      |               | 87,415.41 | 838,030.44   | 87,415.41  | 884,619.72   |
| 200 sh Lowes Companies Inc   | 6,652.00     |      |               | 6,257.00  | 6,652.00     | 6,257.00   | 18,588.00    |
| 1,500 sh Merck & Co Inc  | 39,884.76    |      |               | 27,195.00 | 39,884.76    | 27,195.00  | 84,405.00    |
| 900 sh Royal Dutch Shell PLC Cl A  | 52,893.00    |      |               |           | 52,893.00    |            | 60,039.00    |
| <b>Total Common Stock</b>  | 1,075,945.04 |      | 130,283.41    |           | 1,075,945.04 | 130,283.41 | 1,106,774.62 |
| <b>Structured Products</b>   |              |      |               |           |              |            |              |
| <b>Closed end Mutual Funds</b>   |              |      |               |           |              |            |              |
| 2,600 sh First Trust Value Line 100  | 41,938.00    |      | 42,484.00     |           | 41,938.00    | 42,484.00  | 60,788.00    |
| 7,025 sh Putnam High Income Securities Fu                                      | 53,652.33    |      |               |           | 53,652.33    |            | 63,365.50    |
| <b>Total Fixed Income - Closed end Mutual F</b>                                | 95,590.33    |      | 42,484.00     |           | 95,590.33    | 42,484.00  | 124,153.50   |
| <b>Municipal Securities</b>  |              |      |               |           |              |            |              |
| 60,000 Omaha Convention Hotel 7.125%   | 65,333.35    |      |               |           | 65,333.35    |            | 65,487.00    |
| <b>Total Certificates of Deposit</b>   | 65,333.35    |      |               |           | 65,333.35    | -          | 65,487.00    |
| <b>Closed end Mutual Funds</b>   |              |      |               |           |              |            |              |
| 3,000 sh Blackrock Muniyield Insd Fund   | 42,480.00    |      | 43,200.00     |           | 42,480.00    | 43,200.00  | 41,430.00    |
| 5,000 sh TCW Strategic Income Fund Inc   | 51,495.40    |      |               |           | 51,495.40    |            | 29,350.00    |
| <b>Total Closed end Mutual Funds</b>   | 93,975.40    |      | 43,200.00     |           | 93,975.40    | 43,200.00  | 70,780.00    |
| <b>Mutual Funds</b>  |              |      |               |           |              |            |              |
| 4367 sh Pimco Total Ret Fd Class C   | 49,853.50    |      |               |           |              |            | -            |

|   |                     |                   |                     |                     |
|---|---------------------|-------------------|---------------------|---------------------|
| 103.214 sh Pimco                        | 1,131.57            | -                 | -                   | -                   |
| 29.699 sh Pimco Total Ret Fd Class C    | 319.26              | -                 | -                   | -                   |
| 34.724 sh Pimco Tot Rtn Fnd Class C     | 378.49              | -                 | -                   | -                   |
| 162.41 SH PIMCO Tot Rtn Fnd Class C     | 1,637.09            | -                 | -                   | -                   |
| <b>Total Mutual Funds</b>               | <b>53,319.91</b>    | <b>-</b>          | <b>-</b>            | <b>85,556.26</b>    |
| <b>Total Investments</b>                | <b>1,384,164.03</b> | <b>215,967.41</b> | <b>1,330,844.12</b> | <b>215,967.41</b>   |
| <b>Accrued Interest</b>                 | <b>1769.37</b>      |                   | <b>1763.41</b>      | <b>1763.41</b>      |
| <b>Dividends receivable</b>             | <b>914.59</b>       |                   | <b>933.81</b>       | <b>933.81</b>       |
| <b>Total Investments w/Money Market</b> | <b>1,484,601.34</b> | <b>215,967.41</b> | <b>1,392,597.60</b> | <b>215,967.41</b>   |
|   |                     |                   |                     | <b>1,514,504.86</b> |