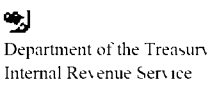


efile GRAPHIC print - DO NOT PROCESS

As Filed Data -

DLN: 93491135026108

Form 990-PF

Department of the Treasury
Internal Revenue Service

Return of Private Foundation

or Section 4947(a)(1) Trust Treated as Private Foundation

▶ Do not enter social security numbers on this form as it may be made public.

▶ Information about Form 990-PF and its instructions is at www.irs.gov/form990pf.







OMB No 1545-0052

2017

Open to Public Inspection

For calendar year 2017, or tax year beginning 01-01-2017

, and ending 12-31-2017

Name of foundation SEQUOIA FARM FOUNDATION		A Employer identification number 45-5160833			
Number and street (or P O box number if mail is not delivered to street address) 145 N MERCHANT ST		Room/suite			
City or town, state or province, country, and ZIP or foreign postal code DECATUR, IL 62523		B Telephone number (see instructions) (217) 362-8600			
<div>G Check all that apply</div> <div><div><input type="checkbox"/> Initial return</div><div><input type="checkbox"/> Initial return of a former public charity</div><div><input type="checkbox"/> Final return</div><div><input type="checkbox"/> Amended return</div><div><input type="checkbox"/> Address change</div><div><input type="checkbox"/> Name change</div></div>		<div>D 1. Foreign organizations, check here</div> <div><div>2 Foreign organizations meeting the 85% test, check here and attach computation</div></div>			
<div>H Check type of organization</div> <div><input checked="" type="checkbox"/> Section 501(c)(3) exempt private foundation</div> <div><input type="checkbox"/> Section 4947(a)(1) nonexempt charitable trust</div> <div><input type="checkbox"/> Other taxable private foundation</div>		<div>E If private foundation status was terminated under section 507(b)(1)(A), check here</div>			
<div>I Fair market value of all assets at end of year (from Part II, col (c), line 16)▶\$ 106,108,556</div>		<div>J Accounting method</div> <div><input checked="" type="checkbox"/> Cash</div> <div><input type="checkbox"/> Accrual</div> <div><input type="checkbox"/> Other (specify) _____ (Part I, column (d) must be on cash basis)</div>			
<div>Part I</div> <div>Analysis of Revenue and Expenses (The total of amounts in columns (b), (c), and (d) may not necessarily equal the amounts in column (a) (see instructions))</div>					
		(a) Revenue and expenses per books	(b) Net investment income	(c) Adjusted net income	(d) Disbursements for charitable purposes (cash basis only)
Revenue	1 Contributions, gifts, grants, etc , received (attach schedule)	5,477,982			
	2 Check ▶ <input type="checkbox"/> if the foundation is not required to attach Sch B				
	3 Interest on savings and temporary cash investments				
	4 Dividends and interest from securities				
	5a Gross rents				
	b Net rental income or (loss) _____				
	6a Net gain or (loss) from sale of assets not on line 10	367,292			
	b Gross sales price for all assets on line 6a _____ 4,206,338				
	7 Capital gain net income (from Part IV, line 2)		367,292		
	8 Net short-term capital gain				
	9 Income modifications				
	10a Gross sales less returns and allowances _____				
b Less Cost of goods sold					
c Gross profit or (loss) (attach schedule)					
11 Other income (attach schedule)	 3,345,137		3,345,137		
12 Total. Add lines 1 through 11	9,190,411	367,292	3,345,137		
Operating and Administrative Expenses	13 Compensation of officers, directors, trustees, etc	319,245			319,245
	14 Other employee salaries and wages	1,000,260			1,000,260
	15 Pension plans, employee benefits				
	16a Legal fees (attach schedule)	 202,225			202,225
	b Accounting fees (attach schedule)	 15,385			15,385
	c Other professional fees (attach schedule)				
	17 Interest				
	18 Taxes (attach schedule) (see instructions)	 405,056			405,056
	19 Depreciation (attach schedule) and depletion	 4,479,722			
	20 Occupancy	370,870			370,870
	21 Travel, conferences, and meetings	327,518			327,518
	22 Printing and publications				
	23 Other expenses (attach schedule)	 2,753,477			2,753,477
	24 Total operating and administrative expenses. Add lines 13 through 23	9,873,758	0		5,394,036
	25 Contributions, gifts, grants paid	223,784			223,784
26 Total expenses and disbursements. Add lines 24 and 25	10,097,542	0		5,617,820	
27 Subtract line 26 from line 12					
a Excess of revenue over expenses and disbursements	-907,131				
b Net investment income (if negative, enter -0-)		367,292			
c Adjusted net income(if negative, enter -0-)			3,345,137		

For Paperwork Reduction Act Notice, see instructions.

Cat No 11289X

Form 990-PF (2017)

Part II Balance Sheets		Attached schedules and amounts in the description column should be for end-of-year amounts only (See instructions)			Beginning of year	End of year	
		(a) Book Value	(b) Book Value	(c) Fair Market Value			
Assets	1	Cash—non-interest-bearing	12,038,346	5,847,432	5,847,432		
	2	Savings and temporary cash investments					
	3	Accounts receivable ▶ _____ Less allowance for doubtful accounts ▶ _____					
	4	Pledges receivable ▶ _____ Less allowance for doubtful accounts ▶ _____					
	5	Grants receivable					
	6	Receivables due from officers, directors, trustees, and other disqualified persons (attach schedule) (see instructions)					
	7	Other notes and loans receivable (attach schedule) ▶ _____ Less allowance for doubtful accounts ▶ _____					
	8	Inventories for sale or use					
	9	Prepaid expenses and deferred charges	134,800				
	10a	Investments—U S and state government obligations (attach schedule)					
	b	Investments—corporate stock (attach schedule)					
	c	Investments—corporate bonds (attach schedule)					
	11	Investments—land, buildings, and equipment basis ▶ _____ Less accumulated depreciation (attach schedule) ▶ _____					
	12	Investments—mortgage loans					
	13	Investments—other (attach schedule)					
	14	Land, buildings, and equipment basis ▶ <u>111,605,419</u> Less accumulated depreciation (attach schedule) ▶ <u>15,122,895</u>	91,159,372	96,482,524	100,200,000		
15	Other assets (describe ▶ _____)	26,329	61,124	61,124			
16	Total assets (to be completed by all filers—see the instructions Also, see page 1, item I)	103,358,847	102,391,080	106,108,556			
Liabilities	17	Accounts payable and accrued expenses	21,106	40			
	18	Grants payable.					
	19	Deferred revenue					
	20	Loans from officers, directors, trustees, and other disqualified persons					
	21	Mortgages and other notes payable (attach schedule).					
	22	Other liabilities (describe ▶ _____)	39,570				
	23	Total liabilities (add lines 17 through 22)	60,676	40			
	Net Assets or Fund Balances	Foundations that follow SFAS 117, check here ▶ <input type="checkbox"/> and complete lines 24 through 26 and lines 30 and 31.					
24		Unrestricted					
25		Temporarily restricted					
26		Permanently restricted					
Foundations that do not follow SFAS 117, check here ▶ <input checked="" type="checkbox"/> and complete lines 27 through 31.							
27		Capital stock, trust principal, or current funds					
28		Paid-in or capital surplus, or land, bldg , and equipment fund					
29		Retained earnings, accumulated income, endowment, or other funds	103,298,171	102,391,040			
30		Total net assets or fund balances (see instructions)	103,298,171	102,391,040			
31		Total liabilities and net assets/fund balances (see instructions) .	103,358,847	102,391,080			

Part III Analysis of Changes in Net Assets or Fund Balances			
1	Total net assets or fund balances at beginning of year—Part II, column (a), line 30 (must agree with end-of-year figure reported on prior year's return)	1	103,298,171
2	Enter amount from Part I, line 27a	2	-907,131
3	Other increases not included in line 2 (itemize) ▶ _____	3	
4	Add lines 1, 2, and 3	4	102,391,040
5	Decreases not included in line 2 (itemize) ▶ _____	5	
6	Total net assets or fund balances at end of year (line 4 minus line 5)—Part II, column (b), line 30 .	6	102,391,040

Part IV Capital Gains and Losses for Tax on Investment Income

(a) List and describe the kind(s) of property sold (e g , real estate, 2-story brick warehouse, or common stock, 200 shs MLC Co)	(b) How acquired P—Purchase D—Donation	(c) Date acquired (mo , day, yr)	(d) Date sold (mo , day, yr)
1a See Additional Data Table			
b			
c			
d			
e			

(e) Gross sales price	(f) Depreciation allowed (or allowable)	(g) Cost or other basis plus expense of sale	(h) Gain or (loss) (e) plus (f) minus (g)
a See Additional Data Table			
b			
c			
d			
e			

Complete only for assets showing gain in column (h) and owned by the foundation on 12/31/69			(l) Gains (Col (h) gain minus col (k), but not less than -0-) or Losses (from col (h))
(i) F M V as of 12/31/69	(j) Adjusted basis as of 12/31/69	(k) Excess of col (i) over col (j), if any	
a See Additional Data Table			
b			
c			
d			
e			

2 Capital gain net income or (net capital loss) { If gain, also enter in Part I, line 7 If (loss), enter -0- in Part I, line 7 }	2	367,292
3 Net short-term capital gain or (loss) as defined in sections 1222(5) and (6) If gain, also enter in Part I, line 8, column (c) (see instructions) If (loss), enter -0- in Part I, line 8 { }	3	-10,000

Part V Qualification Under Section 4940(e) for Reduced Tax on Net Investment Income

(For optional use by domestic private foundations subject to the section 4940(a) tax on net investment income)

If section 4940(d)(2) applies, leave this part blank

Was the foundation liable for the section 4942 tax on the distributable amount of any year in the base period? ☐ Yes ☐ No

If "Yes," the foundation does not qualify under section 4940(e) Do not complete this part

1 Enter the appropriate amount in each column for each year, see instructions before making any entries

(a) Base period years Calendar year (or tax year beginning in)	(b) Adjusted qualifying distributions	(c) Net value of noncharitable-use assets	(d) Distribution ratio (col (b) divided by col (c))
2016			
2015			
2014			
2013			
2012			

2 Total of line 1, column (d) { }	2	
3 Average distribution ratio for the 5-year base period—divide the total on line 2 by 5, or by the number of years the foundation has been in existence if less than 5 years { }	3	
4 Enter the net value of noncharitable-use assets for 2017 from Part X, line 5 { }	4	
5 Multiply line 4 by line 3 { }	5	
6 Enter 1% of net investment income (1% of Part I, line 27b) { }	6	
7 Add lines 5 and 6 { }	7	
8 Enter qualifying distributions from Part XII, line 4 { }	8	

If line 8 is equal to or greater than line 7, check the box in Part VI, line 1b, and complete that part using a 1% tax rate See the Part VI instructions

Part VI Excise Tax Based on Investment Income (Section 4940(a), 4940(b), 4940(e), or 4948—see instructions)

1a	Exempt operating foundations described in section 4940(d)(2), check here <input type="checkbox"/> and enter "N/A" on line 1 Date of ruling or determination letter _____ (attach copy of letter if necessary—see instructions)		
b	Domestic foundations that meet the section 4940(e) requirements in Part V, check here <input type="checkbox"/> and enter 1% of Part I, line 27b	1	7,346
c	All other domestic foundations enter 2% of line 27b. Exempt foreign organizations enter 4% of Part I, line 12, col (b)		
2	Tax under section 511 (domestic section 4947(a)(1) trusts and taxable foundations only. Others enter -0-)	2	
3	Add lines 1 and 2.	3	7,346
4	Subtitle A (income) tax (domestic section 4947(a)(1) trusts and taxable foundations only. Others enter -0-)	4	
5	Tax based on investment income. Subtract line 4 from line 3. If zero or less, enter -0-	5	7,346
6	Credits/Payments		
a	2017 estimated tax payments and 2016 overpayment credited to 2017	6a	39,600
b	Exempt foreign organizations—tax withheld at source	6b	
c	Tax paid with application for extension of time to file (Form 8868)	6c	
d	Backup withholding erroneously withheld	6d	
7	Total credits and payments. Add lines 6a through 6d.	7	39,600
8	Enter any penalty for underpayment of estimated tax. Check here <input checked="" type="checkbox"/> if Form 2220 is attached	8	
9	Tax due. If the total of lines 5 and 8 is more than line 7, enter amount owed ▶	9	
10	Overpayment. If line 7 is more than the total of lines 5 and 8, enter the amount overpaid ▶	10	32,254
11	Enter the amount of line 10 to be Credited to 2018 estimated tax ▶ 7,600 Refunded ▶	11	24,654

Part VII-A Statements Regarding Activities

	Yes	No
1a During the tax year, did the foundation attempt to influence any national, state, or local legislation or did it participate or intervene in any political campaign?	1a	No
b Did it spend more than \$100 during the year (either directly or indirectly) for political purposes (see Instructions for definition)? <i>If the answer is "Yes" to 1a or 1b, attach a detailed description of the activities and copies of any materials published or distributed by the foundation in connection with the activities</i>	1b	No
c Did the foundation file Form 1120-POL for this year?	1c	No
d Enter the amount (if any) of tax on political expenditures (section 4955) imposed during the year (1) On the foundation ▶ \$ _____ (2) On foundation managers ▶ \$ _____		
e Enter the reimbursement (if any) paid by the foundation during the year for political expenditure tax imposed on foundation managers ▶ \$ _____		
2 Has the foundation engaged in any activities that have not previously been reported to the IRS? <i>If "Yes," attach a detailed description of the activities</i>	2	No
3 Has the foundation made any changes, not previously reported to the IRS, in its governing instrument, articles of incorporation, or bylaws, or other similar instruments? <i>If "Yes," attach a conformed copy of the changes</i>	3	No
4a Did the foundation have unrelated business gross income of \$1,000 or more during the year?	4a	No
b If "Yes," has it filed a tax return on Form 990-T for this year?	4b	No
5 Was there a liquidation, termination, dissolution, or substantial contraction during the year? <i>If "Yes," attach the statement required by General Instruction T</i>	5	No
6 Are the requirements of section 508(e) (relating to sections 4941 through 4945) satisfied either • By language in the governing instrument, or • By state legislation that effectively amends the governing instrument so that no mandatory directions that conflict with the state law remain in the governing instrument?	6	Yes
7 Did the foundation have at least \$5,000 in assets at any time during the year? <i>If "Yes," complete Part II, col (c), and Part XV</i>	7	Yes
8a Enter the states to which the foundation reports or with which it is registered (see instructions) ▶ AZ, IL		
b If the answer is "Yes" to line 7, has the foundation furnished a copy of Form 990-PF to the Attorney General (or designate) of each state as required by General Instruction G? <i>If "No," attach explanation</i> .	8b	Yes
9 Is the foundation claiming status as a private operating foundation within the meaning of section 4942(j)(3) or 4942(j)(5) for calendar year 2017 or the taxable year beginning in 2017 (see instructions for Part XIV)? <i>If "Yes," complete Part XIV</i>	9	Yes
10 Did any persons become substantial contributors during the tax year? <i>If "Yes," attach a schedule listing their names and addresses</i>	10	No

Part VII-A Statements Regarding Activities (continued)

11	At any time during the year, did the foundation, directly or indirectly, own a controlled entity within the meaning of section 512(b)(13)? If "Yes," attach schedule (see instructions).	11		No
12	Did the foundation make a distribution to a donor advised fund over which the foundation or a disqualified person had advisory privileges? If "Yes," attach statement (see instructions)	12		No
13	Did the foundation comply with the public inspection requirements for its annual returns and exemption application? Website address N/A	13	Yes	
14	The books are in care of TRISHA COOK Telephone no (217) 362-8600			

Located at **145 N MERCHANT ST DECATUR IL** ZIP+4 **62523**

15	Section 4947(a)(1) nonexempt charitable trusts filing Form 990-PF in lieu of Form 1041 —Check here <input type="checkbox"/> and enter the amount of tax-exempt interest received or accrued during the year 15			
16	At any time during calendar year 2017, did the foundation have an interest in or a signature or other authority over a bank, securities, or other financial account in a foreign country? See instructions for exceptions and filing requirements for FinCEN Form 114, Report of Foreign Bank and Financial Accounts (FBAR). If "Yes," enter the name of the foreign country ▶	16	Yes	No

Part VII-B Statements Regarding Activities for Which Form 4720 May Be Required

File Form 4720 if any item is checked in the "Yes" column, unless an exception applies.


1a	During the year did the foundation (either directly or indirectly)		Yes	No
(1)	Engage in the sale or exchange, or leasing of property with a disqualified person? <input type="checkbox"/> Yes <input checked="" type="checkbox"/> No			
(2)	Borrow money from, lend money to, or otherwise extend credit to (or accept it from) a disqualified person? <input type="checkbox"/> Yes <input checked="" type="checkbox"/> No			
(3)	Furnish goods, services, or facilities to (or accept them from) a disqualified person? <input type="checkbox"/> Yes <input checked="" type="checkbox"/> No			
(4)	Pay compensation to, or pay or reimburse the expenses of, a disqualified person? <input checked="" type="checkbox"/> Yes <input type="checkbox"/> No			
(5)	Transfer any income or assets to a disqualified person (or make any of either available for the benefit or use of a disqualified person)? <input type="checkbox"/> Yes <input checked="" type="checkbox"/> No			
(6)	Agree to pay money or property to a government official? (Exception. Check "No" if the foundation agreed to make a grant to or to employ the official for a period after termination of government service, if terminating within 90 days). <input type="checkbox"/> Yes <input checked="" type="checkbox"/> No			
b	If any answer is "Yes" to 1a(1)–(6), did any of the acts fail to qualify under the exceptions described in Regulations section 53.4941(d)-3 or in a current notice regarding disaster assistance (see instructions)? <input type="checkbox"/> Organizations relying on a current notice regarding disaster assistance check here. <input type="checkbox"/>	1b		No
c	Did the foundation engage in a prior year in any of the acts described in 1a, other than excepted acts, that were not corrected before the first day of the tax year beginning in 2017? <input type="checkbox"/>	1c		No
2	Taxes on failure to distribute income (section 4942) (does not apply for years the foundation was a private operating foundation defined in section 4942(j)(3) or 4942(j)(5))			
a	At the end of tax year 2017, did the foundation have any undistributed income (lines 6d and 6e, Part XIII) for tax year(s) beginning before 2017? <input type="checkbox"/> Yes <input checked="" type="checkbox"/> No If "Yes," list the years ▶ 20____, 20____, 20____, 20____			
b	Are there any years listed in 2a for which the foundation is not applying the provisions of section 4942(a)(2) (relating to incorrect valuation of assets) to the year's undistributed income? (If applying section 4942(a)(2) to all years listed, answer "No" and attach statement—see instructions). <input type="checkbox"/>	2b		No
c	If the provisions of section 4942(a)(2) are being applied to any of the years listed in 2a, list the years here ▶ 20____, 20____, 20____, 20____			
3a	Did the foundation hold more than a 2% direct or indirect interest in any business enterprise at any time during the year? <input type="checkbox"/> Yes <input checked="" type="checkbox"/> No			
b	If "Yes," did it have excess business holdings in 2017 as a result of (1) any purchase by the foundation or disqualified persons after May 26, 1969, (2) the lapse of the 5-year period (or longer period approved by the Commissioner under section 4943(c)(7)) to dispose of holdings acquired by gift or bequest, or (3) the lapse of the 10-, 15-, or 20-year first phase holding period? (Use Schedule C, Form 4720, to determine if the foundation had excess business holdings in 2017). <input type="checkbox"/>	3b		No
4a	Did the foundation invest during the year any amount in a manner that would jeopardize its charitable purposes?	4a		No
b	Did the foundation make any investment in a prior year (but after December 31, 1969) that could jeopardize its charitable purpose that had not been removed from jeopardy before the first day of the tax year beginning in 2017?	4b		No

Part VII-B Statements Regarding Activities for Which Form 4720 May Be Required (Continued)

5a	During the year did the foundation pay or incur any amount to			
	(1) Carry on propaganda, or otherwise attempt to influence legislation (section 4945(e))?	<input type="checkbox"/> Yes <input checked="" type="checkbox"/> No		
	(2) Influence the outcome of any specific public election (see section 4955), or to carry on, directly or indirectly, any voter registration drive?	<input type="checkbox"/> Yes <input checked="" type="checkbox"/> No		
	(3) Provide a grant to an individual for travel, study, or other similar purposes?	<input type="checkbox"/> Yes <input checked="" type="checkbox"/> No		
	(4) Provide a grant to an organization other than a charitable, etc., organization described in section 4945(d)(4)(A)? (see instructions).	<input type="checkbox"/> Yes <input checked="" type="checkbox"/> No		
	(5) Provide for any purpose other than religious, charitable, scientific, literary, or educational purposes, or for the prevention of cruelty to children or animals?	<input type="checkbox"/> Yes <input checked="" type="checkbox"/> No		
b	If any answer is "Yes" to 5a(1)–(5), did any of the transactions fail to qualify under the exceptions described in Regulations section 53.4945 or in a current notice regarding disaster assistance (see instructions)?	5b	No	
	Organizations relying on a current notice regarding disaster assistance check here. 			
c	If the answer is "Yes" to question 5a(4), does the foundation claim exemption from the tax because it maintained expenditure responsibility for the grant?	<input type="checkbox"/> Yes <input checked="" type="checkbox"/> No		
	<i>If "Yes," attach the statement required by Regulations section 53.4945–5(d)</i>			
6a	Did the foundation, during the year, receive any funds, directly or indirectly, to pay premiums on a personal benefit contract?	<input type="checkbox"/> Yes <input checked="" type="checkbox"/> No		
b	Did the foundation, during the year, pay premiums, directly or indirectly, on a personal benefit contract? <i>If "Yes" to 6b, file Form 8870</i>	6b	No	
7a	At any time during the tax year, was the foundation a party to a prohibited tax shelter transaction?	<input type="checkbox"/> Yes <input checked="" type="checkbox"/> No		
b	If yes, did the foundation receive any proceeds or have any net income attributable to the transaction?	7b	No	

Part VIII

Information About Officers, Directors, Trustees, Foundation Managers, Highly Paid Employees, and Contractors

1 List all officers, directors, trustees, foundation managers and their compensation (see instructions).				
(a) Name and address	Title, and average hours per week (b) devoted to position	(c) Compensation (If not paid, enter -0-)	(d) Contributions to employee benefit plans and deferred compensation	Expense account, (e) other allowances
HOWARD G BUFFETT  145 N MERCHANT ST DECATUR, IL 62523	President 15 00	124,418		
HOWARD W BUFFETT 145 N MERCHANT ST DECATUR, IL 62523	Secretary 5 00	0		
TRISHA COOK 1315 COUNTRY LANE MT ZION, IL 62549	Treasurer 5 00	0		
J DOUGLAS OLLER RR3 BOX 270 PANA, IL 62557	CHIEF OPER OFF 50 00	178,094	16,733	
2 Compensation of five highest-paid employees (other than those included on line 1—see instructions). If none, enter "NONE."				
(a) Name and address of each employee paid more than \$50,000	Title, and average hours per week (b) devoted to position	(c) Compensation	Contributions to employee benefit plans and deferred compensation (d)	Expense account, (e) other allowances
MARK RIGEL 8600 S HUACHUCA VISTA TRAIL HEREFORD, AZ 85615	SR PROGRAM MGR 40 00	140,885	19,711	
CHARLES JORDAN 609 N EAST ST MOWEAQUA, IL 62550	SR PROGRAM MGR 40 00	125,500	8,216	
ROBERT SCHUTT 21790 ERIN CIRCLE GRETNA, NE 68028	CROP RESEARCH 40 00	119,000		
PHILIP JULIUS 4515 S FRANKLIN ST DECATUR, IL 62521	CROP RESEARCH 40 00	84,485	8,037	
TRACY COLEMAN RR 1 BOX 183A FINDLAY, IL 62534	CROP RESEARCH 40 00	82,715	10,319	
Total number of other employees paid over \$50,000. ▶				4

3 Five highest-paid independent contractors for professional services (see instructions). If none, enter "NONE".		
(a) Name and address of each person paid more than \$50,000	(b) Type of service	(c) Compensation
BNT CONSTRUCTION PO BOX 82 THATCHER, AZ 85552	CONTRACTOR	990,499
SOUTHWEST TRADITIONS 3582 E BUCKRANCH RD PO BOX 240 PEARCE, AZ 85625		
H5 MEDIA 16114 N 81ST STREET SCOTTSDALE, AZ 85260	CONTRACTOR	234,322
CANYON STATE WIRELESS 8 CORRAL ROAD SIERRA VISTA, AZ 85635		
CROP TECH CONSULTING 9051 BUCKS ROAD HEYWORTH, IL 61745	CONSULTING	420,478
Total number of others receiving over \$50,000 for professional services. ▶		3

Part IX-A Summary of Direct Charitable Activities	
List the foundation's four largest direct charitable activities during the tax year. Include relevant statistical information such as the number of organizations and other beneficiaries served, conferences convened, research papers produced, etc	Expenses
1 THE FOUNDATION IS PRIMARILY FOCUSED ON AGRICULTURAL RESEARCH EXPERIMENTS WITH A FOCUS ON WATER-USE EFFICIENCY, SOIL MANAGEMENT, AND COVER CROP USE WHICH REDUCE THE DEPENDENCY ON SYNTHETIC FERTILIZERS, ALL OF WHICH CAN BE USED IN DEVELOPING COUNTRIES TO BENEFIT SMALL-SCALE AND SUBSISTENCE FARMERS A LARGE PORTION OF THE ANNUAL PRODUCTION OF PINTO BEANS AND SOY BEANS, GROWN AS PART OF THE RESEARCH ACTIVITIES, WERE DONATED TO THE COMMUNITY FOOD BANK OF SOUTHERN ARIZONA THE FOUNDATION OWNS RANCHES AND FARMS IN CLOSE PROXIMITY TO THE US/MEXICO BORDER, ALLOWING IT TO ALSO CONDUCT RESEARCH ON HOW HUMAN TRAFFIC (DRUG TRAFFICKERS, ECONOMIC MIGRANTS, AND MIGRANTS FLEEING VIOLENCE IN THEIR HOME COUNTRIES) CROSSING INTO THE US ILLEGALLY AFFECTS BORDER SECURITY THE FOUNDATION'S BORDER PROPERTIES ALSO SERVE AS EDUCATION SITES FOR VISITING POLICY MAKERS WORKING ON BORDER-RELATED ISSUES	19,306,381
2	
3	
4	

Part IX-B Summary of Program-Related Investments (see instructions)	
Describe the two largest program-related investments made by the foundation during the tax year on lines 1 and 2	Amount
1	
2	
All other program-related investments See instructions	
3	
Total. Add lines 1 through 3 ▶	

Part X Minimum Investment Return (All domestic foundations must complete this part. Foreign foundations, see instructions.)

1	Fair market value of assets not used (or held for use) directly in carrying out charitable, etc., purposes		
a	Average monthly fair market value of securities.	1a	0
b	Average of monthly cash balances.	1b	4,544,980
c	Fair market value of all other assets (see instructions).	1c	51,486,464
d	Total (add lines 1a, b, and c).	1d	56,031,444
e	Reduction claimed for blockage or other factors reported on lines 1a and 1c (attach detailed explanation).	1e	0
2	Acquisition indebtedness applicable to line 1 assets.	2	
3	Subtract line 2 from line 1d.	3	56,031,444
4	Cash deemed held for charitable activities. Enter 1 1/2% of line 3 (for greater amount, see instructions).	4	840,472
5	Net value of noncharitable-use assets. Subtract line 4 from line 3. Enter here and on Part V, line 4.	5	55,190,972
6	Minimum investment return. Enter 5% of line 5.	6	2,759,549

Part XI Distributable Amount (see instructions) (Section 4942(j)(3) and (j)(5) private operating foundations and certain foreign organizations check here ☒ and do not complete this part.)

1	Minimum investment return from Part X, line 6.	1	
2a	Tax on investment income for 2017 from Part VI, line 5.	2a	
b	Income tax for 2017 (This does not include the tax from Part VI).	2b	
c	Add lines 2a and 2b.	2c	
3	Distributable amount before adjustments. Subtract line 2c from line 1.	3	
4	Recoveries of amounts treated as qualifying distributions.	4	
5	Add lines 3 and 4.	5	
6	Deduction from distributable amount (see instructions).	6	
7	Distributable amount as adjusted. Subtract line 6 from line 5. Enter here and on Part XIII, line 1.	7	

Part XII Qualifying Distributions (see instructions)

1	Amounts paid (including administrative expenses) to accomplish charitable, etc., purposes		
a	Expenses, contributions, gifts, etc.—total from Part I, column (d), line 26.	1a	5,617,820
b	Program-related investments—total from Part IX-B.	1b	
2	Amounts paid to acquire assets used (or held for use) directly in carrying out charitable, etc., purposes.	2	13,688,561
3	Amounts set aside for specific charitable projects that satisfy the		
a	Suitability test (prior IRS approval required).	3a	
b	Cash distribution test (attach the required schedule).	3b	
4	Qualifying distributions. Add lines 1a through 3b. Enter here and on Part V, line 8, and Part XIII, line 4.	4	19,306,381
5	Foundations that qualify under section 4940(e) for the reduced rate of tax on net investment income. Enter 1% of Part I, line 27b (see instructions).	5	
6	Adjusted qualifying distributions. Subtract line 5 from line 4.	6	19,306,381

Note: The amount on line 6 will be used in Part V, column (b), in subsequent years when calculating whether the foundation qualifies for the section 4940(e) reduction of tax in those years.

Part XIII Undistributed Income (see instructions)

	(a) Corpus	(b) Years prior to 2016	(c) 2016	(d) 2017
1 Distributable amount for 2017 from Part XI, line 7				
2 Undistributed income, if any, as of the end of 2017				
a Enter amount for 2016 only.				
b Total for prior years 20____, 20____, 20____				
3 Excess distributions carryover, if any, to 2017				
a From 2012.				
b From 2013.				
c From 2014.				
d From 2015.				
e From 2016.				
f Total of lines 3a through e.				
4 Qualifying distributions for 2017 from Part XII, line 4 ▶ \$ _____				
a Applied to 2016, but not more than line 2a				
b Applied to undistributed income of prior years (Election required—see instructions).				
c Treated as distributions out of corpus (Election required—see instructions).				
d Applied to 2017 distributable amount.				
e Remaining amount distributed out of corpus				
5 Excess distributions carryover applied to 2017 (If an amount appears in column (d), the same amount must be shown in column (a))				
6 Enter the net total of each column as indicated below:				
a Corpus Add lines 3f, 4c, and 4e Subtract line 5				
b Prior years' undistributed income Subtract line 4b from line 2b				
c Enter the amount of prior years' undistributed income for which a notice of deficiency has been issued, or on which the section 4942(a) tax has been previously assessed.				
d Subtract line 6c from line 6b Taxable amount—see instructions				
e Undistributed income for 2016 Subtract line 4a from line 2a Taxable amount—see instructions				
f Undistributed income for 2017 Subtract lines 4d and 5 from line 1 This amount must be distributed in 2018				
7 Amounts treated as distributions out of corpus to satisfy requirements imposed by section 170(b)(1)(F) or 4942(g)(3) (Election may be required - see instructions).				
8 Excess distributions carryover from 2012 not applied on line 5 or line 7 (see instructions).				
9 Excess distributions carryover to 2018. Subtract lines 7 and 8 from line 6a				
10 Analysis of line 9				
a Excess from 2013.				
b Excess from 2014.				
c Excess from 2015.				
d Excess from 2016.				
e Excess from 2017.				

Part XIV Private Operating Foundations (see instructions and Part VII-A, question 9)

1a If the foundation has received a ruling or determination letter that it is a private operating foundation, and the ruling is effective for 2017, enter the date of the ruling. 2013-04-10

b Check box to indicate whether the organization is a private operating foundation described in section ☒ 4942(j)(3) or ☐ 4942(j)(5)

	Tax year	Prior 3 years			(e) Total
	(a) 2017	(b) 2016	(c) 2015	(d) 2014	
2a Enter the lesser of the adjusted net income from Part I or the minimum investment return from Part X for each year listed	2,759,549	1,375,968	1,032,448	972,821	6,140,786
b 85% of line 2a	2,345,617	1,169,573	877,581	826,898	5,219,669
c Qualifying distributions from Part XII, line 4 for each year listed	19,306,381	20,240,620	12,950,041	12,934,201	65,431,243
d Amounts included in line 2c not used directly for active conduct of exempt activities					
e Qualifying distributions made directly for active conduct of exempt activities. Subtract line 2d from line 2c	19,306,381	20,240,620	12,950,041	12,934,201	65,431,243
3 Complete 3a, b, or c for the alternative test relied upon					
a "Assets" alternative test—enter					
(1) Value of all assets					
(2) Value of assets qualifying under section 4942(j)(3)(B)(i)					
b "Endowment" alternative test— enter 2/3 of minimum investment return shown in Part X, line 6 for each year listed.	1,839,699	917,312	688,299	648,547	4,093,857
c "Support" alternative test—enter					
(1) Total support other than gross investment income (interest, dividends, rents, payments on securities loans (section 512(a)(5)), or royalties)					
(2) Support from general public and 5 or more exempt organizations as provided in section 4942(j)(3)(B)(iii).					
(3) Largest amount of support from an exempt organization					
(4) Gross investment income					

Part XV Supplementary Information (Complete this part only if the organization had \$5,000 or more in assets at any time during the year—see instructions.)

1 Information Regarding Foundation Managers:

a List any managers of the foundation who have contributed more than 2% of the total contributions received by the foundation before the close of any tax year (but only if they have contributed more than \$5,000) (See section 507(d)(2))

b List any managers of the foundation who own 10% or more of the stock of a corporation (or an equally large portion of the ownership of a partnership or other entity) of which the foundation has a 10% or greater interest

2 Information Regarding Contribution, Grant, Gift, Loan, Scholarship, etc., Programs:

Check here ☒ if the foundation only makes contributions to preselected charitable organizations and does not accept unsolicited requests for funds. If the foundation makes gifts, grants, etc. (see instructions) to individuals or organizations under other conditions, complete items 2a, b, c, and d

a The name, address, and telephone number or email address of the person to whom applications should be addressed

b The form in which applications should be submitted and information and materials they should include

c Any submission deadlines

d Any restrictions or limitations on awards, such as by geographical areas, charitable fields, kinds of institutions, or other factors

Part XV **Supplementary Information** (continued)**3 Grants and Contributions Paid During the Year or Approved for Future Payment**

Recipient Name and address (home or business)	If recipient is an individual, show any relationship to any foundation manager or substantial contributor	Foundation status of recipient	Purpose of grant or contribution	Amount
a <i>Paid during the year</i> IL LAW ENFORCEMENT TRAINING STANDAR 4500 S 6TH STREET SPRINGFIELD, IL 62703	NONE	GOV	LAND DONATION	94,625
COMMUNITY FOOD BANK OF SOUTHERN ARI 3003 S COUNTRY CLUB RD TUCSON, AZ 85713	NONE	PC	GENERAL SUPPORT	129,159
Total			▶ 3a	223,784
b <i>Approved for future payment</i>				
Total			▶ 3b	

Enter gross amounts unless otherwise indicated	Unrelated business income		Excluded by section 512, 513, or 514		(e) Related or exempt function income (See instructions)
	(a) Business code	(b) Amount	(c) Exclusion code	(d) Amount	
1 Program service revenue					
a FARM CASH RENT			16	1,287,955	
b GRAIN SALES					2,035,005
c MISCELLANEOUS INCOME			1	17,095	
d PATRONAGE REFUNDS			16	5,082	
e _____					
f _____					
g Fees and contracts from government agencies					
2 Membership dues and assessments. . . .					
3 Interest on savings and temporary cash investments					
4 Dividends and interest from securities. . . .					
5 Net rental income or (loss) from real estate					
a Debt-financed property.					
b Not debt-financed property.					
6 Net rental income or (loss) from personal property					
7 Other investment income.					
8 Gain or (loss) from sales of assets other than inventory			18	367,292	
9 Net income or (loss) from special events					
10 Gross profit or (loss) from sales of inventory					
11 Other revenue a _____					
b _____					
c _____					
d _____					
e _____					
12 Subtotal Add columns (b), (d), and (e). . .				1,677,424	2,035,005

Part XVI-B Relationship of Activities to the Accomplishment of Exempt Purposes[illegible]

Part XVII Information Regarding Transfers To and Transactions and Relationships With Noncharitable Exempt Organizations

1 Did the organization directly or indirectly engage in any of the following with any other organization described in section 501(c) of the Code (other than section 501(c)(3) organizations) or in section 527, relating to political organizations?		Yes	No
a Transfers from the reporting foundation to a noncharitable exempt organization of			
(1) Cash.	1a(1)		No
(2) Other assets.	1a(2)		No
b Other transactions			
(1) Sales of assets to a noncharitable exempt organization.	1b(1)		No
(2) Purchases of assets from a noncharitable exempt organization.	1b(2)		No
(3) Rental of facilities, equipment, or other assets.	1b(3)		No
(4) Reimbursement arrangements.	1b(4)		No
(5) Loans or loan guarantees.	1b(5)		No
(6) Performance of services or membership or fundraising solicitations.	1b(6)		No
c Sharing of facilities, equipment, mailing lists, other assets, or paid employees.	1c		No

d If the answer to any of the above is "Yes," complete the following schedule. Column **(b)** should always show the fair market value of the goods, other assets, or services given by the reporting foundation. If the foundation received less than fair market value in any transaction or sharing arrangement, show in column **(d)** the value of the goods, other assets, or services received.

(a) Line No	(b) Amount involved	(c) Name of noncharitable exempt organization	(d) Description of transfers, transactions, and sharing arrangements

2a Is the foundation directly or indirectly affiliated with, or related to, one or more tax-exempt organizations described in section 501(c) of the Code (other than section 501(c)(3)) or in section 527? ☐ Yes ☒ No

b If "Yes," complete the following schedule

(a) Name of organization	(b) Type of organization	(c) Description of relationship

Sign Here	Under penalties of perjury, I declare that I have examined this return, including accompanying schedules and statements, and to the best of my knowledge and belief, it is true, correct, and complete. Declaration of preparer (other than taxpayer) is based on all information of which preparer has any knowledge.	***** 2018-05-15 *****	May the IRS discuss this return with the preparer shown below? (see instr.)? <input checked="" type="checkbox"/> Yes <input type="checkbox"/> No
	Signature of officer or trustee	Date	Title

Paid Preparer Use Only	Print/Type preparer's name	Preparer's Signature	Date	Check if self-employed <input checked="" type="checkbox"/>	PTIN
	Eric Hjerpe				P01026458
	Firm's name ▶ HJERPE & TENNISON CPAS LLC				Firm's EIN ▶ 47-2189887
	Firm's address ▶ 2817 Reed Rd Suite 2 Bloomington, IL 61704				Phone no (309) 663-1120

Form 990PF Part IV - Capital Gains and Losses for Tax on Investment Income - Columns a - d			
List and describe the kind(s) of property sold (e g , real estate, (a) 2-story brick warehouse, or common stock, 200 shs MLC Co)	(b) How acquired P—Purchase D—Donation	(c) Date acquired (mo , day, yr)	(d) Date sold (mo , day, yr)
JORDAN FARM - WILCOX AZ	P	2012-03-16	2017-11-30
JD S670 COMBINE - IL FARM	P	2013-05-17	2017-11-02
JD630FD DRAPER	P	2015-09-09	2017-09-26
2014 RADIO	P	2014-11-19	2017-01-31
2015 RADIO	P	2015-07-22	2017-01-31
JD 9360R VIN #1227	P	2017-08-09	2017-11-15
JD8320	P	2010-06-01	2017-12-13
JD 1890	P	2011-06-01	2017-10-04
JDS60	P	2011-06-01	2017-10-16
SFC 08 BRENT	P	2010-06-01	2017-09-15

Form 990PF Part IV - Capital Gains and Losses for Tax on Investment Income - Columns e - h

(e) Gross sales price	Depreciation allowed (f) (or allowable)	Cost or other basis (g) plus expense of sale	Gain or (loss) (h) (e) plus (f) minus (g)
2,534,346	700,054	3,990,320	-755,920
190,000	66,800	116,900	139,900
60,000	16,652	58,275	18,377
	244	406	-162
	532	1,328	-796
199,900		209,900	-10,000
190,000	209,700	209,700	190,000
73,692	124,843	145,650	52,885
215,000	316,407	369,142	162,265
30,000	46,400	46,400	30,000

Form 990PF Part IV - Capital Gains and Losses for Tax on Investment Income - Columns i - l

Complete only for assets showing gain in column (h) and owned by the foundation on 12/31/69			(I) Gains (Col (h) gain minus col (k), but not less than -0-) or Losses (from col (h))
(i) F M V as of 12/31/69	Adjusted basis (j) as of 12/31/69	Excess of col (i) (k) over col (j), if any	
			-755,920
			139,900
			18,377
			-162
			-796
			-10,000
			190,000
			52,885
			162,265
			30,000

Form 990PF Part IV - Capital Gains and Losses for Tax on Investment Income - Columns a - d			
List and describe the kind(s) of property sold (e g , real estate, (a) 2-story brick warehouse, or common stock, 200 shs MLC Co)	(b) How acquired P—Purchase D—Donation	(c) Date acquired (mo , day, yr)	(d) Date sold (mo , day, yr)
OXEN ITEMS	P	2012-07-01	2017-03-23
SCRAPER ROMA	P	2012-07-01	2017-05-01
JD 9330	P	2010-06-01	2017-08-23
JDS680	P	2012-07-01	2017-05-30
JD9460	P	2012-07-01	2017-07-17
608C	P	2014-12-08	2017-09-18
PIVOTS	P	2015-01-01	2017-12-31
PRECISION HOPPER METERS	P	2014-01-01	2017-12-31

Form 990PF Part IV - Capital Gains and Losses for Tax on Investment Income - Columns e - h

(e) Gross sales price	(f) Depreciation allowed (or allowable)	(g) Cost or other basis plus expense of sale	(h) Gain or (loss) (e) plus (f) minus (g)
1,000	5,472	7,661	-1,189
37,000	37,606	52,647	21,959
171,000	234,540	234,540	171,000
200,000	261,022	370,878	90,144
209,900	231,674	270,286	171,288
33,500	5,219	12,178	26,541
58,000	58,000	58,000	58,000
3,000	3,000	3,000	3,000

Form 990PF Part IV - Capital Gains and Losses for Tax on Investment Income - Columns i - l

Complete only for assets showing gain in column (h) and owned by the foundation on 12/31/69			(I) Gains (Col (h) gain minus col (k), but not less than -0-) or Losses (from col (h))
(i) F M V as of 12/31/69	(j) Adjusted basis as of 12/31/69	(k) Excess of col (i) over col (j), if any	
			-1,189
			21,959
			171,000
			90,144
			171,288
			26,541
			58,000
			3,000

TY 2017 Accounting Fees Schedule**Name:** SEQUOIA FARM FOUNDATION**EIN:** 45-5160833**Software ID:** 17005038**Software Version:** 2017v2.2**Accounting Fees Schedule**

Category	Amount	Net Investment Income	Adjusted Net Income	Disbursements for Charitable Purposes
HJERPE & TENNISON CPAS	15,385	0	0	15,385

TY 2017 Contractor Compensation Explanation**Name:** SEQUOIA FARM FOUNDATION**EIN:** 45-5160833**Software ID:** 17005038**Software Version:** 2017v2.2

Contractor	Explanation
CANYON STATE WIRELESS	COMMUNICATION AND INFRASTRUCTURE
BNT CONSTRUCTION	CONTRACTOR
CROP TECH CONSULTING	RESEARCH CONSULTING
H5 MEDIA	CONTRACTOR
SOUTHWEST TRADITIONS	CONTRACTOR

Note: To capture the full content of this document, please select landscape mode (11" x 8.5") when printing.

TY 2017 Depreciation Schedule

Name: SEQUOIA FARM FOUNDATION

EIN: 45-5160833

Software ID: 17005038

Software Version: 2017v2.2

Description of Property	Date Acquired	Cost or Other Basis	Prior Years' Depreciation	Computation Method	Rate / Life (# of years)	Current Year's Depreciation Expense	Net Investment Income	Adjusted Net Income	Cost of Goods Sold Not Included
IMPROVEMENTS - GRAHAM	2011-10-19	148,949	76,957	SL	10 0000	14,895			
IMPROVEMENTS - THOMPSON	2011-09-08	91,849	48,987	SL	10 0000	9,185			
IMPROVEMENTS - BRK B FARM	2011-04-21	74,761	42,364	SL	10 0000	7,476			
IMPROVEMENTS - MOWEAQUA	2011-02-16	15,350	8,954	SL	10 0000	1,535			
IMPROVEMENTS - MCDONALD	2011-04-21	51,019	28,911	SL	10 0000	5,102			
IMPROVEMENTS - HONDO	2011-05-11	13,311	7,542	SL	10 0000	1,331			
1404 WINCHESTER - HOUSE	2011-10-18	225,858	30,163	SL	2 56 %	5,791			
1404 WINCHESTER - IMPROVE	2011-12-28	67,100	8,672	SL	2 56 %	1,720			
BLDG & IMPR - MCDONALD	2011-06-01	80,918	63,577	SL	14 29 %	11,563			
BLDG & IMPR - BRK A	2011-06-01	65,546	51,501	SL	14 29 %	9,367			
BLDG & IMPR - BRK B	2011-06-01	2,086	1,639	SL	14 29 %	298			
BLDG & IMPR - HONDO	2011-06-01	48,674	38,245	SL	14 29 %	6,956			
BLDG & IMPR - THOMPSON	2011-06-01	8,474	6,658	SL	14 29 %	1,211			
BLDG & IMPR - SCHMIDT	2011-06-01	9,500	7,466	SL	14 29 %	1,358			
BLDG & IMPR - VARIOUS	2011-06-01	134,073	105,342	SL	14 29 %	19,159			
IMPROVEMENTS - CONSERVAT	2012-12-26	291,196	131,040	SL	10 00 %	29,120			
BLDG & IMPR - APACHE	2012-07-01	1,289,103	147,395	SL	2 56 %	33,053			
IMPROVEMENTS - JORDAN	2012-07-01	687,367	206,590	SL	6 67 %	22,924			
IMPROVEMENTS - WINCHESTER	2012-04-01	61,832	18,555	SL	6 67 %	4,124			
BLDG & IMPR - BRK A	2012-07-01	94,577	10,813	SL	2 56 %	2,425			

Description of Property	Date Acquired	Cost or Other Basis	Prior Years' Depreciation	Computation Method	Rate / Life (# of years)	Current Year's Depreciation Expense	Net Investment Income	Adjusted Net Income	Cost of Goods Sold Not Included
BLDG & IMPR - DUNCAN	2012-07-02	62,900	7,192	SL	2 56 %	1,613			
BLDG & IMPR - GRAHAM	2012-12-19	43,007	4,458	SL	2 56 %	1,103			
IMPROVEMENTS - GRANT	2012-12-27	24,317	7,298	SL	6 67 %	1,622			
IMPROVEMENTS - HONDO	2012-07-01	7,625	2,290	SL	6 67 %	509			
IMPROVEMENTS - MCDONALD	2012-07-01	4,416	1,327	SL	6 67 %	295			
BLDG & IMPR - THOMPSON	2012-07-01	74,265	8,490	SL	2 56 %	1,904			
BUILDINGS & EQUIP	2010-06-01	1,180,238	1,036,876	SL	7 0000	143,362			
OFFICE FURNITURE	2011-11-18	23,700	17,212	SL	7 0000	3,386			
FARM EQUIPMENT - 7 YR	2011-06-01	222,883	173,982	SL	14 29 %	31,840			
OFFICE EQUIPMENT - AZ	2012-12-20	11,590	7,451	SL	14 28 %	1,655			
OFFICE EQUIP - IL	2012-09-19	3,988	2,564	SL	14 28 %	569			
OTHER EQUIP - AZ	2012-12-01	101,278	66,104	SL	14 28 %	14,462			
OTHER EQUIP - IL	2012-12-01	14,337	9,218	SL	14 28 %	2,047			
FARM EQUIP - AZ	2012-07-01	3,136,717	2,015,669	SL	14 28 %	448,102			
FARM EQUIP - IL	2012-07-01	286,688	171,174	SL	14 28 %	40,955			
FARM EQUIP - NE	2012-07-01	144,440	92,859	SL	14 28 %	20,626			
13' FORD F-150 RAPTOR	2012-10-26	51,165	46,049	SL	10 00 %	5,116			
12' FORD F-150	2012-03-28	30,000	27,000	SL	10 00 %	3,000			
12' FORD F-150 RAPTOR	2012-02-20	52,437	47,192	SL	10 00 %	5,245			
12' FORD F-250 XL	2012-02-01	42,795	38,516	SL	10 00 %	4,279			

Description of Property	Date Acquired	Cost or Other Basis	Prior Years' Depreciation	Computation Method	Rate / Life (# of years)	Current Year's Depreciation Expense	Net Investment Income	Adjusted Net Income	Cost of Goods Sold Not Included
IMPROVEMENTS- APACHE FARM	2013-07-25	273,553	63,847	SL	6 67 %	18,246			
IMPROVEMENTS- JORDAN FARM	2013-09-02	225,750	52,691	SL	6 67 %	7,525			
IMPROVEMENTS - AZ LAND	2013-11-25	5,162	1,204	SL	6 67 %	344			
IMPROVEMENTS- GRAHAM FARM	2013-01-30	7,573	1,767	SL	6 67 %	505			
IMPROVEMENTS- GRANT FARM	2013-01-22	20,864	4,871	SL	6 67 %	1,392			
IMPROVEMENTS- APACHE FARM	2013-03-06	3,138	731	SL	6 67 %	209			
BLDG & IMPR - WINCHESTER	2013-05-23	10,600	986	SL	2 56 %	272			
BLDG & IMPR - GRANT	2013-08-15	56,204	4,864	SL	2 56 %	1,441			
IMPROVEMENTS - LAKE FARM	2013-03-20	2,560	1,281	SL	14 29 %	366			
IMPROVEMENTS - WINCHESTER	2013-12-06	1,436	718	SL	14 29 %	205			
IMPROVEMENTS - GRANT FARM	2013-05-29	2,495	1,248	SL	14 29 %	357			
MACH & EQUIP - AZ FARMS	2013-03-22	7,517	3,758	SL	14 29 %	1,074			
RANGE EQUIP - GRANT FARM	2013-07-05	241,699	120,850	SL	14 29 %	34,539			
6190R - AZ FARM	2013-02-05	158,900	79,450	SL	14 29 %	22,707			
MACH & EQUIP - AZ FARM	2013-03-14	11,935	5,968	SL	14 29 %	1,706			
MACH & EQUIP - AZ FARM	2013-05-02	4,867	2,433	SL	14 29 %	695			
JD8430 - AZ FARM	2013-06-11	202,000	101,001	SL	14 29 %	28,866			
MACH & EQUIP - AZ FARM	2013-06-11	2,490	1,246	SL	14 29 %	356			
MACH & EQUIP - AZ FARM	2013-06-17	3,123	1,561	SL	14 29 %	446			
JD6330 TRACTOR - AZ FARM	2013-07-11	64,400	32,200	SL	14 29 %	9,203			

Description of Property	Date Acquired	Cost or Other Basis	Prior Years' Depreciation	Computation Method	Rate / Life (# of years)	Current Year's Depreciation Expense	Net Investment Income	Adjusted Net Income	Cost of Goods Sold Not Included
JDH340 LOADER - AZ FARM	2013-07-11	9,900	4,951	SL	14 29 %	1,415			
KOMATSU WHL LOAD - AZ FRM	2013-07-22	182,568	91,284	SL	14 29 %	26,089			
MACH & EQUIP - AZ FARM	2013-08-20	6,290	3,145	SL	14 29 %	899			
MACH & EQUIP - AZ FARM	2013-10-21	2,993	1,497	SL	14 29 %	428			
JD8335R TRACTOR- AZ FARM	2013-11-07	252,000	126,001	SL	14 29 %	36,011			
JD5075E/LDR TRCTR - AZ FM	2013-11-07	32,580	16,290	SL	14 29 %	4,656			
JD8225 TRACTOR - IL FARM	2013-07-11	200,371	100,185	SL	14 29 %	28,633			
JD MX MOWER - IL FARM	2013-10-18	5,025	2,513	SL	14 29 %	718			
HITCH - JD8225R - IL FARM	2013-12-31	10,745	5,371	SL	14 29 %	1,535			
PIVOT - NE FARM	2013-06-19	37,120	18,559	SL	14 29 %	5,304			
22' KRAUSE DISC - AZ FARM	2013-01-08	45,000	22,501	SL	14 29 %	6,431			
DICKEY SPRAYER - JORDAN	2013-03-14	9,200	4,601	SL	14 29 %	1,315			
MACH & EQUIP - AZ FARM	2013-05-23	668	333	SL	14 29 %	95			
4630 SPRAY SHLD - AZ FARM	2013-08-15	4,568	2,284	SL	14 29 %	653			
16 ROW BOX SYS - IL FARM	2013-01-04	8,510	4,255	SL	14 29 %	1,216			
JD1990 CCS DRILL - IL FRM	2013-02-05	133,800	66,900	SL	14 29 %	19,120			
25' AERATOR - IL FARM	2013-06-11	48,000	23,999	SL	14 29 %	6,859			
9322 GP PLOW - AZ FARM	2013-09-18	29,100	14,549	SL	14 29 %	4,158			
30' BOOM SPRAY - AZ FARM	2013-09-18	3,682	1,841	SL	14 29 %	526			
ROLLA CONE CLSR - AZ	2013-10-28	5,300	2,649	SL	14 29 %	757			

Description of Property	Date Acquired	Cost or Other Basis	Prior Years' Depreciation	Computation Method	Rate / Life (# of years)	Current Year's Depreciation Expense	Net Investment Income	Adjusted Net Income	Cost of Goods Sold Not Included
PIVOTS - APACHE FARM	2013-07-18	2,318	1,159	SL	14 29 %	331			
PIVOTS - NE FARM	2013-10-31	6,998	3,499	SL	14 29 %	1,000			
EXPER EQUIP - AZ FARM	2013-03-27	57,746	28,873	SL	14 29 %	8,252			
MACH & EQUIP - APACHE FRM	2013-08-15	30,309	15,154	SL	14 29 %	4,331			
SURVEY EQUP - AZ FARM	2013-12-03	3,338	1,669	SL	14 29 %	477			
MACH & EQUIP - BRK-A FARM	2013-12-31	1,508	753	SL	14 29 %	215			
JD855D GATOR - GRAHAM FRM	2013-11-07	16,625	8,313	SL	14 29 %	2,376			
MAYRATH AUGER - AZ FARM	2013-04-04	13,818	6,910	SL	14 29 %	1,975			
SCALE MONITOR - AZ FARM	2013-10-18	758	378	SL	14 29 %	108			
MAYRATH AUGER - AZ FARM	2013-11-07	9,180	4,590	SL	14 29 %	1,312			
EQUIP - HARVEST - AZ FARM	2013-11-07	13,603	6,802	SL	14 29 %	1,944			
72' AUGER - AZ FARM	2013-12-05	10,200	5,101	SL	14 29 %	1,458			
EQUIP - HARVEST - AZ FARM	2013-12-05	2,000	1,001	SL	14 29 %	286			
744 WAGON - AZ FARM	2013-12-31	3,000	1,500	SL	14 29 %	429			
MAYRATH AUGER - AZ FARM	2013-12-31	3,000	1,500	SL	14 29 %	429			
CALB 434 BALER - AZ FARM	2013-12-31	3,000	1,500	SL	14 29 %	429			
POST HOLE DIGGER - IL FRM	2013-02-05	3,500	1,750	SL	14 29 %	500			
JD S670 COMBINE - IL FARM	2013-05-17	116,900	58,450	SL	14 29 %	8,350			
MAYRATH AUGER - DUNCAN	2013-11-07	13,200	6,599	SL	14 29 %	1,886			
MAYRATH AUGER - HONDO	2013-11-07	13,900	6,949	SL	14 29 %	1,986			

Description of Property	Date Acquired	Cost or Other Basis	Prior Years' Depreciation	Computation Method	Rate / Life (# of years)	Current Year's Depreciation Expense	Net Investment Income	Adjusted Net Income	Cost of Goods Sold Not Included
BRNT 644 WAGON - IL FARM	2013-11-07	15,900	7,950	SL	14 29 %	2,272			
CAMERA SYSTEM - IL FARM	2013-11-07	662	332	SL	14 29 %	95			
BRNT 774 WAGON - IL FARM	2013-11-07	26,000	12,999	SL	14 29 %	3,715			
EQUIP - HARVEST - IL FARM	2013-12-31	41,800	20,900	SL	14 29 %	5,973			
JD650J DOZER - IL FARM	2013-06-11	65,000	32,501	SL	14 29 %	9,289			
EQUIP - MAINT - IL	2013-10-21	1,949	975	SL	14 29 %	279			
EQUIP - RTK - IL FARM	2013-12-05	2,732	1,365	SL	14 29 %	390			
RADIO EQUIP - AZ	2013-11-04	7,140	3,570	SL	14 29 %	1,020			
RADIO EQUIP - IL	2013-11-19	4,586	2,292	SL	14 29 %	655			
OFFICE EQUIP - IL	2013-07-18	2,125	1,063	SL	14 29 %	304			
COMP EQUIP - AZ	2013-12-17	988	494	SL	14 29 %	141			
2014 JEEP GR CHER - 0720	2013-08-13	69,819	48,874	SL	20 00 %	13,964			
FORD F350 RC - 1410	2013-10-09	45,234	31,664	SL	20 00 %	9,047			
FORD F450 CREW - 1926	2013-10-19	60,766	42,536	SL	20 00 %	12,153			
1968 MACK - 0872	2013-11-26	17,500	12,250	SL	20 00 %	3,500			
FORD F350 - 4225	2013-12-20	52,625	36,838	SL	20 00 %	10,525			
FORD F350 CC - 7237	2013-09-19	43,673	30,572	SL	20 00 %	8,735			
FORD F350 CC - 8575	2013-09-19	42,938	30,058	SL	20 00 %	8,588			
2014 MACK - 6812	2013-10-01	126,944	88,861	SL	20 00 %	25,389			
IMPROVEMENTS - APACHE FRM	2013-06-30	929,921	217,044	SL	6 67 %	62,026			

Description of Property	Date Acquired	Cost or Other Basis	Prior Years' Depreciation	Computation Method	Rate / Life (# of years)	Current Year's Depreciation Expense	Net Investment Income	Adjusted Net Income	Cost of Goods Sold Not Included
IMPROVEMENTS - JORDAN FRM	2013-06-30	747,167	174,389	SL	6 67 %	24,918			
IMPROVEMENTS - BRK-A FRM	2013-11-14	3,643	1,822	SL	14 29 %	521			
IMPROVEMENTS - DUNCAN	2013-06-30	50,547	11,796	SL	6 67 %	3,371			
IMPROVEMENTS - GRAHAM	2013-06-30	389,561	90,924	SL	6 67 %	25,984			
IMPROVEMENTS - HONDO	2013-01-30	1,005	504	SL	14 29 %	144			
IMPROVEMENTS - MCDONALD	2013-11-14	3,920	914	SL	6 67 %	261			
IMPROVEMENTS - ELWIN	2013-05-16	968	227	SL	6 67 %	65			
IMPROVEMENTS - HILL	2013-08-16	1,210	605	SL	14 29 %	173			
IMPROVEMENTS - GRANT	2013-06-30	65,177	15,211	SL	6 67 %	4,347			
IMPROVEMENTS - APACHE	2013-06-30	835,180	75,859	SL	2 56 %	21,414			
IMPROVEMENTS - JORDAN	2013-06-30	435,691	39,573	SL	2 56 %	5,586			
IMPROVEMENTS - GRANT	2013-06-30	1,103,132	100,197	SL	2 56 %	28,284			
PROGRAM ASSETS	2013-06-30	7,358	3,678	SL	14 29 %	1,051			
JD 60D EXCAVATOR - IL FRM	2013-01-04	71,100	35,550	SL	14 29 %	10,160			
JD 855D GATOR - AZ FARM	2013-06-11	18,595	9,297	SL	14 29 %	1,329			
MACH & EQUIP - AZ FARM	2013-12-31	1,787	893	SL	14 29 %	255			
2013 FORD F150 RAPTOR	2013-10-02	57,243	40,071	SL	20 00 %	11,449			
PIVOTS (AZ)	2012-04-12	235,489	151,395	SL	14 28 %	33,628			
PIVOTS (AZ)	2013-04-12	10,124	5,063	SL	14 29 %	1,447			
2014 RED FORD RAPTOR AZ	2014-02-18	56,914	32,252	SL	5 0000	11,383			

Description of Property	Date Acquired	Cost or Other Basis	Prior Years' Depreciation	Computation Method	Rate / Life (# of years)	Current Year's Depreciation Expense	Net Investment Income	Adjusted Net Income	Cost of Goods Sold Not Included
2014 WHITE F250 AZ	2014-02-20	31,429	17,810	SL	5 0000	3,143			
2014 TAN FOR RAPTOR AZ	2014-04-21	63,767	34,008	SL	5 0000	12,753			
2011 FORD 5150	2014-08-25	48,943	22,841	SL	5 0000	9,789			
2014 F150 RAPTOR IL	2014-08-01	65,245	31,535	SL	5 0000	13,049			
TRAILER IL	2014-08-01	59,900	28,952	SL	5 0000	11,980			
2014 VEHICLE PARTS AZ	2014-11-19	55,487	52,183	SL	5 0000	3,304			
2014 F150 CREW CAB	2014-10-31	63,427	27,484	SL	5 0000	12,685			
IMPROVEMENTS - APACHE	2014-06-12	26,668	4,593	SL	15 0000	1,778			
IMPROVEMENTS - GRAHAM	2014-07-18	49,197	7,927	SL	15 0000	3,280			
IMPROVEMENTS - ELWIN	2014-04-29	34,044	6,053	SL	15 0000	2,270			
IMPROVEMENTS - HILL	2014-07-28	753	261	SL	7 0000	108			
IMPROVEMENTS - JACOB	2014-04-29	4,054	720	SL	15 0000	270			
BLDG & IMPR - APACHE	2014-04-14	3,065	561	SL	15 0000	204			
BLDG & IMPR - JORDAN	2014-09-09	7,733	1,204	SL	15 0000	258			
BLDG & IMPR - DUNCAN	2014-04-09	2,886	528	SL	15 0000	192			
BLDG & IMPR - ELWIN	2014-10-24	10,304	1,488	SL	15 0000	687			
BLDG & IMPR - HAYS LEG	2014-07-18	42,384	6,829	SL	15 0000	2,826			
IMPROVEMENTS - AZ WELLS	2014-06-19	48,097	8,015	SL	15 0000	3,206			
IMPROVEMENTS - NE WELLS	2014-05-28	91,180	15,704	SL	15 0000	6,079			
IMPROVEMENTS - APACHE	2014-03-26	1,826	718	SL	7 0000	261			

Description of Property	Date Acquired	Cost or Other Basis	Prior Years' Depreciation	Computation Method	Rate / Life (# of years)	Current Year's Depreciation Expense	Net Investment Income	Adjusted Net Income	Cost of Goods Sold Not Included
IMPROVEMENTS - JORDAN	2014-04-22	17,696	6,741	SL	7 0000	2,528			
IMPROVEMENTS - LAKE	2014-02-26	4,109	1,663	SL	7 0000	587			
IMPROVEMENTS - WINCHESTER	2014-08-08	2,876	993	SL	7 0000	411			
IMPROVEMENTS - APACHE	2014-02-10	2,607	1,085	SL	7 0000	372			
IMPROVEMENTS - BRK A	2014-03-04	2,338	946	SL	7 0000	334			
IMPROVEMENTS - BRK B	2014-03-04	2,338	946	SL	7 0000	334			
IMPROVEMENTS - MCDONALD	2014-03-04	2,338	946	SL	7 0000	334			
IMPROVEMENTS - OMAHA	2014-06-25	654	233	SL	7 0000	93			
IMPROVEMENTS - GRANT	2014-08-12	2,466	851	SL	7 0000	352			
BINS & TANKS - AZ	2014-09-24	197,802	63,578	SL	7 0000	28,257			
BINS & TANKS - IL	2014-07-18	27,171	9,381	SL	7 0000	3,882			
CLASSROOM EQUIP - GRANT	2014-03-26	801	314	SL	7 0000	114			
RANGE EQUIP - GRANT	2014-07-01	5,234	1,870	SL	7 0000	748			
WEATHER EQUIP - AZ	2014-04-28	6,281	2,392	SL	7 0000	897			
JD 6105M TRACTOR - IL	2014-07-17	69,000	23,821	SL	7 0000	9,857			
JD997 MOWER - IL	2014-11-05	16,799	5,200	SL	7 0000	2,400			
JD 997 MOWER - IL	2014-11-05	16,799	5,200	SL	7 0000	2,400			
JD 5075M - IL	2014-12-08	67,900	20,208	SL	7 0000	9,700			
KOMATSU CRAWLER - IL	2014-12-30	227,926	65,122	SL	7 0000	32,561			
PLANTING EQUIP - AZ	2014-07-28	464	160	SL	7 0000	66			

Description of Property	Date Acquired	Cost or Other Basis	Prior Years' Depreciation	Computation Method	Rate / Life (# of years)	Current Year's Depreciation Expense	Net Investment Income	Adjusted Net Income	Cost of Goods Sold Not Included
PLANTING EQUIP - IL	2014-07-28	927	319	SL	7 0000	132			
IMPLEMENT EQUIP - AZ	2014-12-01	128	38	SL	7 0000	18			
JD 2510HS - IL	2014-09-30	74,900	24,075	SL	7 0000	10,700			
AZ PIVOTS	2014-06-19	193,302	69,037	SL	7 0000	27,615			
NE PIVOTS	2014-06-30	17,872	6,383	SL	7 0000	2,553			
RESEARCH EQUIP - AZ	2014-08-27	64,445	21,481	SL	7 0000	9,206			
OTHER EQUIP - AZ	2014-06-30	62,689	22,390	SL	7 0000	8,956			
OTHER EQUIP - BRK A	2014-04-08	4,000	1,571	SL	7 0000	571			
OTHER EQUIP - GRANT	2014-05-07	1,772	675	SL	7 0000	253			
OTHER EQUIP - IL	2014-09-24	654	209	SL	7 0000	93			
JD 855D - ELWIN	2014-11-05	22,350	6,918	SL	7 0000	3,193			
JD 855D - CHRISTIANSEN	2014-11-01	20,240	6,264	SL	7 0000	2,891			
JD 3000	2014-12-08	24,890	7,408	SL	7 0000	3,556			
HOPPER FOR AUGER - AZ	2014-03-11	380	153	SL	7 0000	54			
MAYRATH AUGER 10X31 - AZ	2014-05-07	12,170	4,637	SL	7 0000	1,739			
UNVERFERTH WAGON - AZ	2014-05-08	10,100	3,848	SL	7 0000	1,443			
COMBINE - AZ	2014-11-05	306,900	94,993	SL	7 0000	43,843			
757 WAGON - IL	2014-02-03	1,650	688	SL	7 0000	236			
757 WAGON - IL	2014-02-03	1,650	688	SL	7 0000	236			
MAYRATH 12X41AUGER - IL	2014-05-07	6,700	2,552	SL	7 0000	957			

Description of Property	Date Acquired	Cost or Other Basis	Prior Years' Depreciation	Computation Method	Rate / Life (# of years)	Current Year's Depreciation Expense	Net Investment Income	Adjusted Net Income	Cost of Goods Sold Not Included
MAYRATH 8X33 AUGER - IL	2014-05-07	5,500	2,096	SL	7 0000	786			
JD 630 FLEX DRAPER - IL	2014-09-11	67,400	22,468	SL	7 0000	4,815			
JD 630 FLEX DRAPER - IL	2014-09-11	67,400	22,468	SL	7 0000	4,815			
UNV HT30 - IL	2014-09-11	3,190	1,064	SL	7 0000	228			
UNV HT30 - IL	2014-09-11	3,190	1,064	SL	7 0000	228			
MAYRATH 12X72 AUGER - IL	2014-09-30	13,900	4,468	SL	7 0000	1,986			
MAYRATH 10X62 AUGER - IL	2014-09-30	6,900	2,218	SL	7 0000	986			
JD 608C - IL	2014-12-08	324,262	131,847	SL	7 0000	46,323			
MAINT EQUIP - AZ	2014-09-09	2,066	688	SL	7 0000	295			
MAINT EQUIP - IL	2014-09-11	20,153	6,718	SL	7 0000	2,879			
RTK/GPS EQUIP - AZ	2014-08-21	10,343	3,449	SL	7 0000	1,478			
RADIO EQUIP - AZ	2014-08-18	12,025	4,009	SL	7 0000	1,718			
RADIO EQUIP - IL	2014-06-02	5,418	2,000	SL	7 0000	774			
RADIO EQUIP - NE	2014-09-09	7,794	2,597	SL	7 0000	1,113			
OFFICE EQUIP	2014-06-30	1,393	498	SL	7 0000	199			
COMUPUTER EQUIP - AZ	2014-09-16	7,065	2,270	SL	7 0000	1,009			
CAMERA EQUIP - AZ	2014-04-18	5,050	1,923	SL	7 0000	721			
CAMERA EQUIP - IL	2014-11-25	1,231	367	SL	7 0000	176			
SECURITY - CHRISTIANSEN	2014-09-25	9,892	3,179	SL	7 0000	1,413			
SECURITY - IL	2014-11-19	3,116	927	SL	7 0000	445			

Description of Property	Date Acquired	Cost or Other Basis	Prior Years' Depreciation	Computation Method	Rate / Life (# of years)	Current Year's Depreciation Expense	Net Investment Income	Adjusted Net Income	Cost of Goods Sold Not Included
CAPITAL EXP - APACHE	2014-06-30	642,902	91,843	SL	7 0000	91,843			
AZ WELLS	2014-06-30	32,451	4,636	SL	7 0000	4,636			
CAPITAL EXP - COLBERT N	2014-06-30	340,164	48,595	SL	7 0000	48,595			
CAPITAL EXP - COLBERT S	2014-06-30	23,350	11,459	SL	7 0000	3,336			
CAPITAL EXP - BRK A	2014-06-30	4,228	604	SL	7 0000	604			
CAPITAL EXP - BRK B	2014-06-30	8,152	1,165	SL	7 0000	1,165			
CAPITAL EXP - DUNCAN	2014-06-30	8,933	1,276	SL	7 0000	1,276			
CAPITAL EXP - MCDONALD	2014-06-30	18,250	2,607	SL	7 0000	2,607			
CAPITAL EXP - ELWIN	2014-06-30	148,668	21,238	SL	7 0000	21,238			
CAPITAL EXP - HAYS	2014-06-30	608	87	SL	7 0000	87			
CAPITAL EXP - GRANT	2014-06-30	257,991	36,856	SL	7 0000	36,856			
CAPITAL EXP - CHRISTIANSE	2014-06-30	90,111	12,873	SL	7 0000	12,873			
CAPITAL EXP - GRASSLAND	2014-10-07	75,304	10,758	SL	7 0000	10,758			
CAPITAL EXP - OTHER	2014-06-30	2,204	315	SL	7 0000	315			
CAMERA - CHRISTIANSEN	2014-11-14	7,313	2,264	SL	7 0000	1,045			
RADIO EQUIP - ELWIN	2014-10-23	1,091	338	SL	7 0000	156			
RADIO EQUIP - CHRISTIANSE	2014-10-23	1,091	338	SL	7 0000	156			
2012 BLK FORD RAPTOR SCSO	2014-05-27	11,833	6,115	SL	5 0000	2,367			
2012 TAN FORD RAPTOR CCSO	2014-10-02	33,768	15,196	SL	5 0000	6,754			
VEHICLE EQUIPMET	2014-06-17	1,513	757	SL	5 0000	303			

Description of Property	Date Acquired	Cost or Other Basis	Prior Years' Depreciation	Computation Method	Rate / Life (# of years)	Current Year's Depreciation Expense	Net Investment Income	Adjusted Net Income	Cost of Goods Sold Not Included
VEHICLE EQUIPMENT	2015-01-28	1,485	446	SL	20 00 %	297			
IMPROVEMENTS - APACHE	2015-07-22	29,348	2,935	SL	6 67 %	1,958			
IMPROVEMENTS - JORDAN	2015-05-08	5,132	513	SL	6 67 %	171			
IMPROVEMENTS - COCHISE	2015-10-28	3,510	351	SL	6 67 %	234			
IMPROVEMENTS - COLBERT	2015-10-28	69,313	6,931	SL	6 67 %	4,623			
IMPROVEMENTS - BRK-A	2015-02-06	1,157	248	SL	14 29 %	165			
IMPROVEMENTS - DUNCAN	2015-04-24	425	91	SL	14 29 %	61			
IMPROVEMENTS - GRAHAM	2015-11-18	68,866	6,886	SL	6 67 %	4,593			
IMPROVEMENTS - MACDONALD	2015-10-01	8,500	850	SL	6 67 %	567			
IMPROVEMENTS - ELWIN	2015-11-18	224,282	22,429	SL	6 67 %	14,960			
IMPROVEMENTS - KEARNEY	2015-11-30	5,500	550	SL	6 67 %	367			
BLDG & IMPR - APACHE	2015-02-20	22,283	2,228	SL	6 67 %	1,486			
BLDG & IMPR - JORDAN	2015-05-18	3,397	340	SL	6 67 %	114			
BLDG & IMPR - WINCHESTER	2015-08-17	3,000	300	SL	6 67 %	200			
BLDG & IMPR - BRK-A	2015-09-03	761	76	SL	6 67 %	51			
IMPROVEMENTS - APACHE	2015-08-25	5,513	1,182	SL	14 29 %	788			
IMPROVEMENTS - BRK-A	2015-08-06	796	171	SL	14 29 %	114			
LAB EQUIP-JORDAN FARM	2015-11-12	90,325	19,356	SL	14 29 %	12,907			
BINS & TANKS -AZ	2015-11-12	2,795	599	SL	14 29 %	399			
BINS & TANKS -IL	2015-10-08	8,485	1,819	SL	14 29 %	1,213			

Description of Property	Date Acquired	Cost or Other Basis	Prior Years' Depreciation	Computation Method	Rate / Life (# of years)	Current Year's Depreciation Expense	Net Investment Income	Adjusted Net Income	Cost of Goods Sold Not Included
WEATHER EQUIP - AZ	2015-10-16	5,857	1,255	SL	14 29 %	837			
OXEN EQUIP - AZ	2015-11-18	21,310	4,567	SL	14 29 %	3,045			
JD 9360R TRACTOR - AZ	2015-09-09	226,154	48,464	SL	14 29 %	32,317			
JD 9360R TRACTOR - AZ	2015-09-09	226,154	48,464	SL	14 29 %	32,317			
Z665 MOWER - AZ	2015-09-09	6,090	1,305	SL	14 29 %	870			
JD MX8 ROTARY CUTTER - AZ	2015-09-09	5,390	1,155	SL	14 29 %	770			
7830 TRACTOR - AZ	2015-01-12	519	111	SL	14 29 %	74			
CASE TR320 COMPACT TR -AZ	2015-01-27	71,932	15,415	SL	14 29 %	10,279			
JD 8295R TRACTOR - AZ	2015-03-17	183,877	39,405	SL	14 29 %	26,276			
JD6115M TRACTOR - AZ	2015-03-17	69,100	14,808	SL	14 29 %	9,874			
FERTILIZER DOSING PUMP-AZ	2015-07-20	1,800	386	SL	14 29 %	257			
JD 9470R TRACTOR-IL	2015-12-01	255,026	54,652	SL	14 29 %	36,443			
JD 2720 7 SHANK-IL	2015-12-01	45,000	9,644	SL	14 29 %	6,431			
OTHER EQUIP - NE	2015-04-07	3,468	744	SL	14 29 %	496			
1170NT PLANTER - AZ	2015-05-08	2,235	479	SL	14 29 %	319			
TEC SCALE SYSTEM - AZ	2015-08-28	6,800	1,458	SL	14 29 %	972			
JD 2510S STRIP TILL-IL	2015-09-09	94,646	20,283	SL	14 29 %	13,525			
JD 1795 16/32 PLANTER-IL	2015-05-05	136,777	29,311	SL	14 29 %	19,545			
JD 450 -IL	2015-04-07	1,800	386	SL	14 29 %	257			
OTHER EQUIP- IL	2015-05-05	33,365	7,150	SL	14 29 %	4,768			

Description of Property	Date Acquired	Cost or Other Basis	Prior Years' Depreciation	Computation Method	Rate / Life (# of years)	Current Year's Depreciation Expense	Net Investment Income	Adjusted Net Income	Cost of Goods Sold Not Included
ORTHMAN TRACK-AZ	2015-04-01	12,120	2,597	SL	14 29 %	1,732			
AZ PIVOTS	2015-07-08	44,808	9,602	SL	14 29 %	6,403			
NE PIVOTS	2015-09-23	55,586	11,912	SL	14 29 %	7,943			
AZ WELLS	2015-09-22	247,954	53,137	SL	14 29 %	35,433			
RESEARCH EQUIP-AZ	2015-07-22	3,384	726	SL	14 29 %	484			
LAB EQUIP-AZ	2015-07-22	66,356	14,220	SL	14 29 %	9,482			
OTHER EQUIP-AZ	2015-07-23	84,483	18,105	SL	14 29 %	12,073			
OTHER EQUIP-BRK	2015-05-26	21,577	4,624	SL	14 29 %	3,083			
OTHER EQUIP-GRAHAM	2015-09-22	66,012	14,146	SL	14 29 %	9,433			
OTHER EQUIP-HONDO	2015-09-22	74,078	15,875	SL	14 29 %	10,586			
IMPROVEMENTS - GRANT	2015-11-06	73,233	7,324	SL	6 67 %	4,885			
IMPROVEMENTS-CHRISTIANSEN	2015-08-31	98,856	9,886	SL	6 67 %	6,594			
IMPROVEMENTS - GRASSLAND	2015-07-20	113,905	11,390	SL	6 67 %	7,597			
BLDG & IMPR - GRANT	2015-12-01	245,295	24,529	SL	6 67 %	16,361			
BLDG & IMPR - ELWIN	2015-07-22	174,679	17,468	SL	6 67 %	11,651			
BLDG & IMPR - CHRISTIANSE	2015-06-16	317,534	31,754	SL	6 67 %	21,180			
IMPROVEMENTS-GRANT	2015-09-08	18,668	4,001	SL	14 29 %	2,668			
IMPROVEMENTS-ELWIN	2015-06-08	10,184	2,182	SL	14 29 %	1,455			
IMPROVEMENTS-CHRISTIANSEN	2015-07-09	30,070	6,444	SL	14 29 %	4,297			
2015 JEEP WRANGLER	2015-03-20	50,401	15,120	SL	20 00 %	10,080			

Description of Property	Date Acquired	Cost or Other Basis	Prior Years' Depreciation	Computation Method	Rate / Life (# of years)	Current Year's Depreciation Expense	Net Investment Income	Adjusted Net Income	Cost of Goods Sold Not Included
2015 FORD F150 4X4	2015-12-30	51,248	15,375	SL	20 00 %	10,250			
BRENT 1282 GRAIN CART	2015-03-17	68,630	14,707	SL	14 29 %	9,807			
JD S670 COMBINE	2015-07-27	9,077	1,945	SL	14 29 %	1,946			
HARVEST EQUIP-IL	2015-08-31	28,995	6,213	SL	14 29 %	4,143			
JD 608C CORN HEAD	2015-01-30	58,888	12,620	SL	14 29 %	8,415			
JD630FD DRAPER	2015-09-09	58,275	12,488	SL	14 29 %	4,164			
CAPITAL EXP-APACHE	2015-06-30	573,018	81,884	SL	14 29 %	81,884			
WELLS	2015-06-30	68,306	34,998	SL	14 29 %	9,758			
2 KUNTZ BOX SCRAPERS-AZ	2015-03-17	16,950	3,632	SL	14 29 %	2,422			
RTK/GPS EQUIP-IL	2015-01-30	9,800	2,100	SL	14 29 %	1,400			
RTK/GPS EQUIP-NE	2015-10-08	3,195	685	SL	14 29 %	457			
RADIO EQUIP-AZ	2015-11-27	22,986	4,926	SL	14 29 %	3,285			
RADIO EQUIP-IL	2015-01-30	9,000	1,930	SL	14 29 %	1,285			
COMPUTER EQUIP-AZ	2015-02-26	1,008	216	SL	14 29 %	144			
CAMERA EQUIP-AZ	2015-02-26	22,275	4,773	SL	14 29 %	3,183			
2015 VEHICLE PARTS-AZ	2015-07-22	35,020	10,506	SL	20 00 %	7,004			
2015 VEHICLE PARTS-IL	2015-07-22	5,948	1,785	SL	20 00 %	1,190			
2015 VEHICLE PARTS	2015-08-25	7,773	2,332	SL	20 00 %	1,555			
2015 VEHICLE PARTS-CHRIST	2015-07-07	33,601	10,080	SL	20 00 %	6,720			
RADIOS & GPS-CHRISTIANSEN	2015-12-15	14,778	3,167	SL	14 29 %	2,112			

Description of Property	Date Acquired	Cost or Other Basis	Prior Years' Depreciation	Computation Method	Rate / Life (# of years)	Current Year's Depreciation Expense	Net Investment Income	Adjusted Net Income	Cost of Goods Sold Not Included
WEAPONS-IL	2015-07-10	6,986	1,497	SL	14 29 %	998			
OTHER EQUIP-ELWIN	2015-10-28	2,071	444	SL	14 29 %	296			
OTHER EQUIP-CHRISTIANSEN	2015-07-31	139,219	29,834	SL	14 29 %	19,894			
CAMERAS-CHRISTIANSEN	2015-12-10	65,518	14,041	SL	14 29 %	9,363			
CAPITAL EXP-COLBERT NORTH	2015-10-01	231,361	33,061	SL	14 29 %	33,061			
CAPITAL EXP-COLBERT SOUTH	2015-09-11	112,595	16,090	SL	14 29 %	16,090			
RANGE EQUIP-GRANT	2015-09-08	1,756	376	SL	14 29 %	251			
RANGE EQUIP-ELWIN	2015-11-05	19,432	4,164	SL	14 29 %	2,777			
RANGE EQUIP-CHRISTIANSEN	2015-07-09	17,868	3,829	SL	14 29 %	2,553			
CLASSROOM EQUIP-GRANT	2015-10-21	3,741	802	SL	14 29 %	535			
K-9 EQUIP-GRANT	2015-11-19	34,317	7,354	SL	14 29 %	4,904			
COMPUTER EQUIP-GRANT	2015-09-08	2,232	478	SL	14 29 %	319			
COMPUTER EQUIP-CHRISTIANS	2015-06-08	17,867	3,829	SL	14 29 %	2,553			
CAPITAL EXP-GRANT	2015-10-21	65,636	9,379	SL	14 29 %	9,379			
CAPITAL EXPENSE-ELWIN	2015-07-08	217,543	31,087	SL	14 29 %	31,087			
CAPITAL EXP-CHRISTIANSEN	2015-11-13	372,349	53,209	SL	14 29 %	53,209			
HILL/SCSO CAPITAL	2015-11-17	3,961	566	SL	14 29 %	566			
GRANT TRACTOR	2015-09-09	6,465	1,386	SL	14 29 %	924			
BLDG & IMPR - GRAHAM FARM	2015-11-18	42,266	4,226	SL	6 67 %	2,819			
SALES TAX ON PRIOR EQUIPM	2015-04-15	18,617	3,989	SL	14 29 %	2,660			

Description of Property	Date Acquired	Cost or Other Basis	Prior Years' Depreciation	Computation Method	Rate / Life (# of years)	Current Year's Depreciation Expense	Net Investment Income	Adjusted Net Income	Cost of Goods Sold Not Included
LAND IMPROVEMENT - APACHE	2016-12-16	148,902	4,958	SL	6 67 %	9,932			
LAND IMPROVEMENT - COLBER	2016-07-01	8,542	284	SL	6 67 %	570			
LAND IMROVEMENT - ELWIN	2016-04-19	8,487	283	SL	6 67 %	566			
FARM BLDG & IMP - APACHE	2016-06-30	22,022	733	SL	6 67 %	1,469			
JODAN TOWER EQUIP SHED	2016-09-21	76,483	2,539	SL	6 67 %	5,099			
BLD & IMP - APACHE FARM	2016-07-22	10,130	337	SL	6 67 %	676			
BLDG & IMP - COLBERT	2016-09-13	64,716	2,155	SL	6 67 %	4,317			
BLDG & IMP - APACHE GUEST	2016-09-13	231,117	7,696	SL	6 67 %	15,416			
IMPROVEMENTS - APACHE	2016-05-23	3,716	265	SL	14 29 %	531			
IMPROVEMENTS - JORDAN	2016-04-19	3,925	280	SL	14 29 %	561			
IMPROVEMENTS - APACHE	2016-10-31	624	45	SL	14 29 %	89			
IMPROVEMENTS - COLBERT	2016-04-21	10,907	779	SL	14 29 %	1,559			
IMPROVEMENTS-APACHE GUEST	2016-09-29	16,387	1,170	SL	14 29 %	2,342			
TOWER EQUIP - AZ	2016-09-07	2,753	197	SL	14 29 %	393			
BINS & TANKS - AZ	2016-08-08	4,118	294	SL	14 29 %	588			
JD 5100M TRACTOR - AZ	2016-02-05	57,631	4,115	SL	14 29 %	8,235			
MTRS FOR 1910 AIR CART IL	2016-01-11	4,379	313	SL	14 29 %	626			
EASILOAD STD 2 BOX - IL	2016-02-09	13,700	978	SL	14 29 %	1,958			
ROW CLEANERS - IL	2016-03-22	4,262	304	SL	14 29 %	609			
PIVOTS - AZ	2016-07-05	2,797	200	SL	14 29 %	400			

Description of Property	Date Acquired	Cost or Other Basis	Prior Years' Depreciation	Computation Method	Rate / Life (# of years)	Current Year's Depreciation Expense	Net Investment Income	Adjusted Net Income	Cost of Goods Sold Not Included
WELLS - AZ	2016-09-30	993,845	33,095	SL	6 67 %	66,289			
EXP EQUIP - AZ	2016-09-21	8,833	631	SL	14 29 %	1,262			
JD H260SL - AZ	2016-02-05	7,790	556	SL	14 29 %	1,113			
FRONTIER AP FORKS	2016-02-05	1,300	93	SL	14 29 %	186			
EQUIP - AZ	2016-05-23	1,460	104	SL	14 29 %	209			
JD Z540R MOWER - AZ	2016-12-08	6,593	471	SL	14 29 %	942			
JD XUV 855D - AZ	2016-12-08	34,844	2,488	SL	14 29 %	4,979			
EQUIP - CHRISTIANSEN	2016-03-23	22,577	1,612	SL	14 29 %	3,226			
EQUIP - AZ	2016-05-23	1,730	124	SL	14 29 %	247			
EQUIP - BRK A	2016-04-27	14,829	1,059	SL	14 29 %	2,119			
EQUIP - IL	2016-09-21	1,970	141	SL	14 29 %	282			
FARM EQUIP - IL	2016-10-04	1,000	71	SL	14 29 %	143			
VEHICLE PRTS - AZ	2016-07-28	2,366	169	SL	14 29 %	338			
EQUIPMENT - AZ	2016-02-15	1,070	76	SL	14 29 %	153			
CAP PROJECTS - APACHE	2016-06-30	166,354	11,878	SL	14 29 %	23,772			
NORTH CAP PROJ - COLBERT	2016-06-30	7,324	523	SL	14 29 %	1,047			
SOUTH CAP PROJ - COLBERT	2016-06-30	3,564	254	SL	14 29 %	509			
CAP PROJ - CHRISTIANSEN	2016-01-28	905	65	SL	14 29 %	129			
IMPROVEMENTS - GRANT	2016-08-29	23,425	780	SL	6 67 %	1,562			
IMPROVE - CHRISTIANSEN	2016-09-07	10,076	336	SL	6 67 %	672			

Description of Property	Date Acquired	Cost or Other Basis	Prior Years' Depreciation	Computation Method	Rate / Life (# of years)	Current Year's Depreciation Expense	Net Investment Income	Adjusted Net Income	Cost of Goods Sold Not Included
IMPROVE - GRASSLAND	2016-08-04	378,054	12,589	SL	6 67 %	25,216			
IMPROVE - MISSION OAKS	2016-07-01	53,276	1,774	SL	6 67 %	3,554			
JD6140M - CHRISTIANSEN	2016-02-05	96,550	6,894	SL	14 29 %	13,797			
JD6170M - MISSION OAKS	2016-02-25	117,131	8,363	SL	14 29 %	16,738			
JD3046R - MISSION OAKS	2016-02-25	29,479	2,105	SL	14 29 %	4,213			
JD5115M - MISSION OAKS	2016-04-27	50,105	3,577	SL	14 29 %	7,160			
IMPROVE - GRANT BLDG	2016-07-01	12,783	426	SL	6 67 %	853			
IMPROVE - CHRISTIANSEN	2016-07-01	310,433	10,337	SL	6 67 %	20,706			
IMPROVE - MISSION OAKS	2016-09-02	1,778	59	SL	6 67 %	119			
K-9 EQUIP - GRANT	2016-07-01	5,672	405	SL	14 29 %	811			
COMP EQUIP - GRANT	2016-12-09	870	87	SL	20 00 %	174			
COMP EQUIP - CHRISTIANSEN	2016-03-16	5,720	572	SL	20 00 %	1,144			
IMPROVEMENTS - GRANT	2016-09-09	1,997	143	SL	14 29 %	285			
IMPROVEMENTS-CHRISTIANSEN	2016-05-01	19,566	1,397	SL	14 29 %	2,796			
IMPROVEMENTS-MISSION OAKS	2016-03-01	4,785	342	SL	14 29 %	684			
2013 FORD RAPTOR - CHRST	2016-11-18	45,000	4,500	SL	20 00 %	9,000			
VEHICLE PRTS - CHRISTIA	2016-12-01	19,013	1,358	SL	14 29 %	2,717			
RADIO/GPS - CHRISTIANSEN	2016-03-08	4,432	443	SL	20 00 %	886			
RADIO/GPS - MISSION OAKS	2016-08-22	11,953	1,195	SL	20 00 %	2,391			
RADIO/GPS - OTHER	2016-07-08	3,273	327	SL	20 00 %	655			

Description of Property	Date Acquired	Cost or Other Basis	Prior Years' Depreciation	Computation Method	Rate / Life (# of years)	Current Year's Depreciation Expense	Net Investment Income	Adjusted Net Income	Cost of Goods Sold Not Included
EQUIP - GRANT	2016-08-08	6,973	498	SL	14 29 %	996			
EQUIP - CHRISTIANSEN	2016-06-30	3,880	277	SL	14 29 %	554			
EQUIP - MISSION OAKS	2016-06-30	191,389	13,665	SL	14 29 %	27,349			
EQUIP - IRR OTHER	2016-10-10	3,486	249	SL	14 29 %	498			
SECURITY - CHRISTIANSEN	2016-06-30	334,624	23,892	SL	14 29 %	47,818			
CAMERAS - CHRISTIANSEN	2016-12-09	1,201	120	SL	20 00 %	240			
CAMERAS - MISSION OAKS	2016-07-01	123,789	12,379	SL	20 00 %	24,758			
CAP PROJECTS - GRANT	2016-06-30	24,779	1,769	SL	14 29 %	3,541			
IMPROVE - CHRISTIANSEN	2016-07-01	33,395	1,112	SL	6 67 %	2,227			
IMPROVE - MISSION OAKS	2016-07-01	540,328	17,993	SL	6 67 %	36,040			
EQUIP - OTHER	2016-06-30	21,487	1,534	SL	14 29 %	3,070			
RANCH EQUIPMENT	2016-04-08	3,369,598	336,960	SL	20 00 %	673,920			
2012 FORD F-150 CREW	2012-06-01	64,755	37,005	SL	14 28 %	9,247			
2016 TOYOTA SEQUOIA	2016-06-03	41,736	2,980	SL	14 29 %	5,964			
2016 JEEP GRAND CHEROKEE	2016-06-25	19,738	1,409	SL	14 29 %	2,821			
2017 FORD F150 VIN# 8893	2017-01-31	27,445		SL	7 14 %	1,960			
2017 FORD F250 VIN# 6927	2017-01-31	17,920		SL	7 14 %	1,279			
2017 FORD F250 VIN# 4368	2017-01-31	2,524		SL	7 14 %	180			
2014 RADIO	2014-11-19	406	202	SL	20 00 %	42			
2015 RADIO	2015-07-22	1,328	399	SL	20 00 %	133			

Description of Property	Date Acquired	Cost or Other Basis	Prior Years' Depreciation	Computation Method	Rate / Life (# of years)	Current Year's Depreciation Expense	Net Investment Income	Adjusted Net Income	Cost of Goods Sold Not Included
2017 FORD F150 VIN #0392	2017-01-24	73,787		SL	7 14 %	5,268			
2017FORD F150 VIN #6435	2017-04-24	57,795		SL	7 14 %	4,127			
2017 FORD F150 VIN#5754	2017-01-31	68,405		SL	7 14 %	4,884			
2017 AZ AUTO PARTS	2017-03-03	26,198		SL	10 00 %	2,620			
2017 IL AUTO PARTS	2017-06-30	18,376		SL	10 00 %	1,838			
2017 NE AUTO PARTS	2017-05-15	14,340		SL	10 00 %	1,434			
JD 640 FD DRAPER FLIP	2017-08-09	49,421		SL	7 14 %	3,529			
RADIO EQUIP	2015-01-30	3,600	771	SL	14 29 %	258			
4 STARFIRE 990RTK RADIOS	2017-08-09	16,951		SL	7 14 %	1,210			
PROGRAM ASSETS 2017	2017-12-19	28,023		SL	7 14 %	2,001			
APACHE IRRIGATION	2017-02-22	9,525		SL	3 33 %	317			
APACHE BLDG & IMPROV	2017-04-25	16,993		SL	3 33 %	566			
BRK A BLDG & IMPROV	2017-11-28	30,383		SL	3 33 %	1,012			
COLBERT SAFE	2017-01-16	1,029		SL	7 14 %	73			
NE PROPERTY 1 IMPROV	2017-09-26	45,757		SL	7 14 %	3,267			
IL IMPLEMENT ROOT RAKE	2017-03-27	5,000		SL	7 14 %	357			
AZ WELLS PROJECT 1083	2017-06-08	38,183		SL	7 14 %	2,726			
NE EQUIPMENT	2017-07-17	15,607		SL	7 14 %	1,114			
AZ MAINT BOBCAT T590	2017-01-10	54,780		SL	7 14 %	3,911			
AZ APX RADIOS	2017-03-28	14,501		SL	7 14 %	1,035			

Description of Property	Date Acquired	Cost or Other Basis	Prior Years' Depreciation	Computation Method	Rate / Life (# of years)	Current Year's Depreciation Expense	Net Investment Income	Adjusted Net Income	Cost of Goods Sold Not Included
AZ COMPUTER EQUIP	2017-01-23	1,382		SL	7 14 %	99			
AZ CAMERA EQUIP	2017-02-22	4,715		SL	7 14 %	337			
GPS EQUIP	2017-09-01	2,078		SL	7 14 %	148			
IL RADIO EQUIP	2017-10-13	2,636		SL	7 14 %	188			
JD8320	2010-06-01	209,700	207,204	SL	7 14 %	2,496			
JD 1890	2011-06-01	145,650	114,439	SL	14 29 %	10,404			
JDS60	2011-06-01	369,142	290,040	SL	14 29 %	26,367			
SFC 08 BRENT	2010-06-01	46,400	43,086	SL	7 14 %	3,314			
OXEN ITEMS	2012-07-01	7,661	4,925	SL	14 28 %	547			
SCRAPER ROMA	2012-07-01	52,647	33,845	SL	14 28 %	3,761			
JDS680	2012-07-01	361,800	232,586	SL	14 28 %	25,843			
RAVEN YIELD	2015-07-27	9,078	1,945	SL	14 29 %	648			
JD9460	2012-07-01	270,286	212,368	SL	14 28 %	19,306			
JF IMPOV	2016-09-21	237,044	7,901	SL	6 67 %	7,901			
CAP EXP	2014-06-30	339,621	48,517	SL	14 28 %	48,517			
CAP EXP	2015-06-30	352,962	25,211	SL	14 29 %	25,211			
608C	2014-12-08	12,178	4,349	SL	14 28 %	870			
GRANT LAND IMPROV	2017-06-30	15,166		SL	3 33 %	505			
ELWIN LAND IMPROV	2017-09-28	17,448		SL	3 33 %	581			
CHRISTIANSEN LAND IMPROV	2017-10-03	39,200		SL	3 33 %	1,305			

Description of Property	Date Acquired	Cost or Other Basis	Prior Years' Depreciation	Computation Method	Rate / Life (# of years)	Current Year's Depreciation Expense	Net Investment Income	Adjusted Net Income	Cost of Goods Sold Not Included
MISSION OAKS LAND IMPROV	2017-01-24	3,780		SL	3 33 %	126			
GRANT BLDG & IMPROV	2017-02-17	38,709		SL	3 33 %	1,289			
CHRISTIANSOM BLDG &IMPROV	2017-02-18	16,687		SL	3 33 %	556			
MISSION OAKS BLDG &IMPROV	2017-03-25	82,137		SL	3 33 %	2,735			
GRANT K-9 EQUIPMENT	2017-03-09	1,980		SL	7 14 %	141			
PROGRAM ASSETS	2017-08-15	35,247		SL	7 14 %	2,517			
IMPROVEMENTS - GRANT	2017-05-09	12,734		SL	7 14 %	909			
IMPROVEMENTS-CHRISTIANSEN	2017-01-16	1,029		SL	7 14 %	73			
IMPROVEMENTS-MISSON OAKS	2017-01-27	5,503		SL	7 14 %	393			
NE VEHICLES	2017-07-12	6,800		SL	7 14 %	486			
CHRISTIANSEN VEHICLE PART	2017-08-15	24,332		SL	7 14 %	1,737			
MOR VEHICLE PARTS	2017-01-16	879		SL	7 14 %	63			
CHRISTIANSEN RADIO/GPS	2017-03-20	14,501		SL	7 14 %	1,035			
MISSION OAKS RADIO/GPS	2017-04-27	52,778		SL	7 14 %	3,768			
CHRISTIANSEN EQUIP	2017-07-10	52,265		SL	7 14 %	3,732			
MISSION OAKS EQUIP	2017-01-23	6,832		SL	7 14 %	488			
GRANT SECURITY	2017-05-24	23,616		SL	7 14 %	1,686			
CHRISTIANSEN CAMERAS	2017-02-02	21,961		SL	7 14 %	1,568			
MISSION OAKS CAMERAS	2017-02-02	26,845		SL	7 14 %	1,917			
GRANT CAP PROJ	2017-10-23	47,799		SL	3 33 %	1,592			

Description of Property	Date Acquired	Cost or Other Basis	Prior Years' Depreciation	Computation Method	Rate / Life (# of years)	Current Year's Depreciation Expense	Net Investment Income	Adjusted Net Income	Cost of Goods Sold Not Included
CHRISTIANSEN CAP PROJ	2017-06-30	1,052,615		SL	3 33 %	35,052			
MISSION OAKS CAP PROJ	2017-06-30	505,750		SL	3 33 %	16,841			
TEXAS CAPITAL PROJ	2017-11-13	111,142		SL	3 33 %	3,701			
NE PROPERTY 2 BUILD/IMPRV	2017-06-29	1,394,030		SL	1 39 %	19,391			
BRIGGS & STRATTON DECK	2017-07-13	3,902		200DB	14 29 %	558			
FORD F250 VIN# 5388	2017-07-14	50,297		200DB	14 29 %	7,187			
MOTOROLA RADIOS	2017-08-01	3,796		SL	7 14 %	271			
CAPITAL PROJECTS	2017-06-30	146,742		SL	3 33 %	4,887			
RANCH EQUIP	2017-05-17	12,275		SL	7 14 %	876			
NE PROPERTY 1 IRRIGATION	2017-02-01	77,000		SL	7 14 %	5,498			
NE PROPERTY 1 BUILD/IMPR	2017-02-01	359,491		SL	3 33 %	11,971			

**TY 2017 Land, Etc.
Schedule****Name:** SEQUOIA FARM FOUNDATION**EIN:** 45-5160833**Software ID:** 17005038**Software Version:** 2017v2.2

Category / Item	Cost / Other Basis	Accumulated Depreciation	Book Value	End of Year Fair Market Value
Auto./Transportation Equip.	1,957,254	1,229,880	727,374	730,000
Furniture and Fixtures	238,929	66,188	172,741	170,000
Machinery and Equipment	23,049,908	11,405,709	11,644,199	11,500,000
Buildings	10,320,930	2,156,668	8,164,262	8,000,000
Improvements	4,068,023	264,450	3,803,573	3,800,000
Land	71,970,375		71,970,375	76,000,000

TY 2017 Legal Fees Schedule**Name:** SEQUOIA FARM FOUNDATION**EIN:** 45-5160833**Software ID:** 17005038**Software Version:** 2017v2.2

Category	Amount	Net Investment Income	Adjusted Net Income	Disbursements for Charitable Purposes
VARIOUS	202,225	0	0	202,225

TY 2017 Other Assets Schedule**Name:** SEQUOIA FARM FOUNDATION**EIN:** 45-5160833**Software ID:** 17005038**Software Version:** 2017v2.2**Other Assets Schedule**

Description	Beginning of Year - Book Value	End of Year - Book Value	End of Year - Fair Market Value
EFFINGHAM PATRONAGE EQUITY	26,329	28,870	28,870
INCOME TAX RECEIVABLE		32,254	32,254

TY 2017 Other Expenses Schedule**Name:** SEQUOIA FARM FOUNDATION**EIN:** 45-5160833**Software ID:** 17005038**Software Version:** 2017v2.2**Other Expenses Schedule**

Description	Revenue and Expenses per Books	Net Investment Income	Adjusted Net Income	Disbursements for Charitable Purposes
BANK FEES	5,641			5,641
BUILDING MAINTENANCE	145,022			145,022
CHEMICAL,FERTILIZER, SEED	550,626			550,626
CONSULTING	583,200			583,200
CONTRACT LABOR	166,640			166,640
DONATIONS	7,969			7,969
DUES & SUBSCRIPTIONS	33,669			33,669
EMPLOYEE BENEFITS	89,170			89,170
EQUIPMENT MAINTENANCE	136,707			136,707
EQUIPMENT RENTAL	264,829			264,829

Other Expenses Schedule

Description	Revenue and Expenses per Books	Net Investment Income	Adjusted Net Income	Disbursements for Charitable Purposes
FUEL	69,322			69,322
HAULING	71,748			71,748
INSURANCE - PROPERTY	273,575			273,575
INSURANCE - WORKERS COMP	42,377			42,377
LAND RENT	4,284			4,284
LICENSE, PERMITS, & FEES	10,585			10,585
MISCELLANEOUS	7,810			7,810
POSTAGE	729			729
REPAIRS & MAINTENANCE	71,155			71,155
SHIPPING	18,535			18,535

Other Expenses Schedule

Description	Revenue and Expenses per Books	Net Investment Income	Adjusted Net Income	Disbursements for Charitable Purposes
SMALL EQUIPMENT	10,589			10,589
SUPPLIES	111,506			111,506
TOOLING	25,323			25,323
VEHICLE LICENSING	34,681			34,681
VEHICLE MAINTENANCE	17,785			17,785

TY 2017 Other Income Schedule

Name: SEQUOIA FARM FOUNDATION

EIN: 45-5160833

Software ID: 17005038

Software Version: 2017v2.2

Other Income Schedule

Description	Revenue And Expenses Per Books	Net Investment Income	Adjusted Net Income
FARM CASH RENT	1,287,955		1,287,955
GRAIN SALES	2,035,005		2,035,005
MISCELLANEOUS INCOME	17,095		17,095
PATRONAGE REFUNDS	5,082		5,082

TY 2017 Taxes Schedule**Name:** SEQUOIA FARM FOUNDATION**EIN:** 45-5160833**Software ID:** 17005038**Software Version:** 2017v2.2

Category	Amount	Net Investment Income	Adjusted Net Income	Disbursements for Charitable Purposes
FEDERAL EXCISE TAX	7,346			7,346
PAYROLL TAXES	101,081			101,081
REAL ESTATE TAXES	296,629			296,629

Schedule B (Form 990, 990-EZ, or 990-PF) Department of the Treasury Internal Revenue Service	Schedule of Contributors ▶ Attach to Form 990, 990-EZ, or 990-PF ▶ Information about Schedule B (Form 990, 990-EZ, or 990-PF) and its instructions is at www.irs.gov/form990	OMB No 1545-0047 2017
	Name of the organization SEQUOIA FARM FOUNDATION	Employer identification number 45-5160833

Organization type (check one)

Filers of:	Section:
Form 990 or 990-EZ	<input type="checkbox"/> 501(c)() (enter number) organization
	<input type="checkbox"/> 4947(a)(1) nonexempt charitable trust not treated as a private foundation
	<input type="checkbox"/> 527 political organization
Form 990-PF	<input checked="" type="checkbox"/> 501(c)(3) exempt private foundation
	<input type="checkbox"/> 4947(a)(1) nonexempt charitable trust treated as a private foundation
	<input type="checkbox"/> 501(c)(3) taxable private foundation

Check if your organization is covered by the **General Rule** or a **Special Rule**.
Note. Only a section 501(c)(7), (8), or (10) organization can check boxes for both the General Rule and a Special Rule. See instructions.

General Rule

- ☒ For an organization filing Form 990, 990-EZ, or 990-PF that received, during the year, contributions totaling \$5,000 or more (in money or other property) from any one contributor. Complete Parts I and II. See instructions for determining a contributor's total contributions.

Special Rules

- ☐ For an organization described in section 501(c)(3) filing Form 990 or 990-EZ that met the 33¹/₃% support test of the regulations under sections 509(a)(1) and 170(b)(1)(A)(vi), that checked Schedule A (Form 990 or 990-EZ), Part II, line 13, 16a, or 16b, and that received from any one contributor, during the year, total contributions of the greater of (1) \$5,000 or (2) 2% of the amount on (i) Form 990, Part VIII, line 1h, or (ii) Form 990-EZ, line 1. Complete Parts I and II.
- ☐ For an organization described in section 501(c)(7), (8), or (10) filing Form 990 or 990-EZ that received from any one contributor, during the year, total contributions of more than \$1,000 *exclusively* for religious, charitable, scientific, literary, or educational purposes, or for the prevention of cruelty to children or animals. Complete Parts I, II, and III.
- ☐ For an organization described in section 501(c)(7), (8), or (10) filing Form 990 or 990-EZ that received from any one contributor, during the year, contributions *exclusively* for religious, charitable, etc., purposes, but no such contributions totaled more than \$1,000. If this box is checked, enter here the total contributions that were received during the year for an *exclusively* religious, charitable, etc., purpose. Don't complete any of the parts unless the **General Rule** applies to this organization because it received *nonexclusively* religious, charitable, etc., contributions totaling \$5,000 or more during the year. . . . ▶ \$ _____

Caution. An organization that isn't covered by the General Rule and/or the Special Rules doesn't file Schedule B (Form 990, 990-EZ, or 990-PF), but it **must** answer "No" on Part IV, line 2, of its Form 990, or check the box on line H of its Form 990-EZ or on its Form 990PF, Part I, line 2, to certify that it doesn't meet the filing requirements of Schedule B (Form 990, 990-EZ, or 990-PF).

Name of organization SEQUOIA FARM FOUNDATION	Employer identification number 45-5160833
--	---

Part I Contributors (See instructions) Use duplicate copies of Part I if additional space is needed			
(a) No.	(b) Name, address, and ZIP + 4	(c) Total contributions	(d) Type of contribution
1	HOWARD G BUFFETT FOUNDATION 145 N MERCHANT ST DECATUR, IL62523	 \$ 5,477,982	Person <input checked="" type="checkbox"/> Payroll <input type="checkbox"/> Noncash <input type="checkbox"/> <small>(Complete Part II for noncash contributions)</small>
(a) No.	(b) Name, address, and ZIP + 4	(c) Total contributions	(d) Type of contribution
-	 	 \$	Person <input type="checkbox"/> Payroll <input type="checkbox"/> Noncash <input type="checkbox"/> <small>(Complete Part II for noncash contributions)</small>
(a) No.	(b) Name, address, and ZIP + 4	(c) Total contributions	(d) Type of contribution
-	 	 \$	Person <input type="checkbox"/> Payroll <input type="checkbox"/> Noncash <input type="checkbox"/> <small>(Complete Part II for noncash contributions)</small>
(a) No.	(b) Name, address, and ZIP + 4	(c) Total contributions	(d) Type of contribution
-	 	 \$	Person <input type="checkbox"/> Payroll <input type="checkbox"/> Noncash <input type="checkbox"/> <small>(Complete Part II for noncash contributions)</small>
(a) No.	(b) Name, address, and ZIP + 4	(c) Total contributions	(d) Type of contribution
-	 	 \$	Person <input type="checkbox"/> Payroll <input type="checkbox"/> Noncash <input type="checkbox"/> <small>(Complete Part II for noncash contributions)</small>
(a) No.	(b) Name, address, and ZIP + 4	(c) Total contributions	(d) Type of contribution
-	 	 \$	Person <input type="checkbox"/> Payroll <input type="checkbox"/> Noncash <input type="checkbox"/> <small>(Complete Part II for noncash contributions)</small>
(a) No.	(b) Name, address, and ZIP + 4	(c) Total contributions	(d) Type of contribution
-	 	 \$	Person <input type="checkbox"/> Payroll <input type="checkbox"/> Noncash <input type="checkbox"/> <small>(Complete Part II for noncash contributions)</small>

Name of organization SEQUOIA FARM FOUNDATION	Employer identification number 45-5160833
--	---

Part II	Noncash Property (See instructions) Use duplicate copies of Part II if additional space is needed
----------------	--

(a) No. from Part I	(b) Description of noncash property given	(c) FMV (or estimate) (See instructions)	(d) Date received
		\$	
(a) No. from Part I	(b) Description of noncash property given	(c) FMV (or estimate) (See instructions)	(d) Date received
		\$	
(a) No. from Part I	(b) Description of noncash property given	(c) FMV (or estimate) (See instructions)	(d) Date received
		\$	
(a) No. from Part I	(b) Description of noncash property given	(c) FMV (or estimate) (See instructions)	(d) Date received
		\$	
(a) No. from Part I	(b) Description of noncash property given	(c) FMV (or estimate) (See instructions)	(d) Date received
		\$	
(a) No. from Part I	(b) Description of noncash property given	(c) FMV (or estimate) (See instructions)	(d) Date received
		\$	
(a) No. from Part I	(b) Description of noncash property given	(c) FMV (or estimate) (See instructions)	(d) Date received
		\$	

Name of organization SEQUOIA FARM FOUNDATION	Employer identification number 45-5160833
--	---

Part III	Exclusively religious, charitable, etc., contributions to organizations described in section 501(c)(7), (8), or (10) that total more than \$1,000 for the year from any one contributor. Complete columns (a) through (e) and the following line entry. For organizations completing Part III, enter the total of exclusively religious, charitable, etc., contributions of \$1,000 or less for the year. (Enter this information once. See instructions.) ► \$ _____ Use duplicate copies of Part III if additional space is needed
-----------------	--

(a) No. from Part I	(b) Purpose of gift	(c) Use of gift	(d) Description of how gift is held
	<div></div> <div></div>	<div></div> <div></div>	<div></div> <div></div>
	(e) Transfer of gift		
	Transferee's name, address, and ZIP 4		Relationship of transferor to transferee
	<div></div> <div></div>	<div></div> <div></div>	
(a) No. from Part I	(b) Purpose of gift	(c) Use of gift	(d) Description of how gift is held
	<div></div> <div></div>	<div></div> <div></div>	<div></div> <div></div>
	(e) Transfer of gift		
	Transferee's name, address, and ZIP 4		Relationship of transferor to transferee
	<div></div> <div></div>	<div></div> <div></div>	
(a) No. from Part I	(b) Purpose of gift	(c) Use of gift	(d) Description of how gift is held
	<div></div> <div></div>	<div></div> <div></div>	<div></div> <div></div>
	(e) Transfer of gift		
	Transferee's name, address, and ZIP 4		Relationship of transferor to transferee
	<div></div> <div></div>	<div></div> <div></div>	
(a) No. from Part I	(b) Purpose of gift	(c) Use of gift	(d) Description of how gift is held
	<div></div> <div></div>	<div></div> <div></div>	<div></div> <div></div>
	(e) Transfer of gift		
	Transferee's name, address, and ZIP 4		Relationship of transferor to transferee
	<div></div> <div></div>	<div></div> <div></div>	