

For calendar year 2017, or tax year beginning 01-01-2017, and ending 12-31-2017

|  |  |   |  |
|--|--|---|--|
| Name of foundation<br>The Morris & Sylvia Trachten Family Foundation<br>% VICKI TRACHTEN-SCHWARTZ  |  | A Employer identification number<br>22-2518063  |  |
| Number and street (or P O box number if mail is not delivered to street address)<br>4950 S Yosemite St F2-380  |  | Room/suite  |  |
| City or town, state or province, country, and ZIP or foreign postal code<br>Greenwood Village, CO 801111349  |  | B Telephone number (see instructions)<br>(303) 488-2057   |  |
| G Check all that apply<br><input type="checkbox"/> Initial return<br><input type="checkbox"/> Final return<br><input type="checkbox"/> Address change<br><input type="checkbox"/> Initial return of a former public charity<br><input type="checkbox"/> Amended return<br><input type="checkbox"/> Name change |  | D 1. Foreign organizations, check here<br>2 Foreign organizations meeting the 85% test, check here and attach computation |  |
| H Check type of organization<br><input checked="" type="checkbox"/> Section 501(c)(3) exempt private foundation<br><input type="checkbox"/> Section 4947(a)(1) nonexempt charitable trust<br><input type="checkbox"/> Other taxable private foundation   |  | E If private foundation status was terminated under section 507(b)(1)(A), check here                                      |  |
| I Fair market value of all assets at end of year (from Part II, col (c), line 16) \$ 6,514,625   |  | F If the foundation is in a 60-month termination under section 507(b)(1)(B), check here                                   |  |
| J Accounting method<br><input checked="" type="checkbox"/> Cash<br><input type="checkbox"/> Accrual<br><input type="checkbox"/> Other (specify)<br>(Part I, column (d) must be on cash basis )   |  |   |  |

| Part I Analysis of Revenue and Expenses (The total of amounts in columns (b), (c), and (d) may not necessarily equal the amounts in column (a) (see instructions) ) |  | (a) Revenue and expenses per books | (b) Net investment income | (c) Adjusted net income | (d) Disbursements for charitable purposes (cash basis only) |
|---|--|------------------------------------|---------------------------|-------------------------|---|
| Revenue   | 1 Contributions, gifts, grants, etc , received (attach schedule)   | 0                                  |                           |                         |   |
|   | 2 Check <input checked="" type="checkbox"/> If the foundation is <b>not</b> required to attach Sch B . . . . . |                                    |                           |                         |   |
|   | 3 Interest on savings and temporary cash investments . . . . .   | 159                                | 159                       |                         |   |
|   | 4 Dividends and interest from securities . . . . .   | 160,245                            | 160,245                   |                         |   |
|   | 5a Gross rents . . . . .   |                                    |                           |                         |   |
|   | b Net rental income or (loss)  |                                    |                           |                         |   |
|   | 6a Net gain or (loss) from sale of assets not on line 10   | 158,063                            |                           |                         |   |
|   | b Gross sales price for all assets on line 6a<br>2,316,583   |                                    |                           |                         |   |
|   | 7 Capital gain net income (from Part IV, line 2) . . . . .   |                                    | 158,063                   |                         |   |
|   | 8 Net short-term capital gain . . . . .  |                                    |                           |                         |   |
|   | 9 Income modifications . . . . .   |                                    |                           |                         |   |
|   | 10a Gross sales less returns and allowances  |                                    |                           |                         |   |
| Operating and Administrative Expenses   | b Less Cost of goods sold  |                                    |                           |                         |   |
|   | c Gross profit or (loss) (attach schedule) . . . . .   |                                    |                           |                         |   |
|   | 11 Other income (attach schedule) . . . . .  | 30,995                             |                           |                         |   |
|   | 12 Total. Add lines 1 through 11 . . . . .   | 349,462                            | 318,467                   |                         |   |
|   | 13 Compensation of officers, directors, trustees, etc  | 0                                  |                           |                         |   |
|   | 14 Other employee salaries and wages . . . . .   |                                    |                           |                         |   |
|   | 15 Pension plans, employee benefits . . . . .  |                                    |                           |                         |   |
|   | 16a Legal fees (attach schedule) . . . . .   |                                    |                           |                         |   |
|   | b Accounting fees (attach schedule) . . . . .  |                                    |                           |                         |   |
|   | c Other professional fees (attach schedule) . . . . .  | 58,906                             | 58,906                    |                         |   |
|   | 17 Interest . . . . .  |                                    |                           |                         |   |
|   | 18 Taxes (attach schedule) (see instructions) . . . . .  | 6,736                              |                           |                         |   |
|   | 19 Depreciation (attach schedule) and depletion . . . . .  |                                    |                           |                         |   |
|   | 20 Occupancy . . . . .   |                                    |                           |                         |   |
|   | 21 Travel, conferences, and meetings . . . . .   | 2,369                              |                           |                         | 2,369   |
|   | 22 Printing and publications . . . . .   |                                    |                           |                         |   |
|   | 23 Other expenses (attach schedule) . . . . .  | 26,006                             | 1,888                     |                         | 24,118  |
|   | 24 Total operating and administrative expenses.<br>Add lines 13 through 23 . . . . .                           | 94,017                             | 60,794                    |                         | 26,487  |
|   | 25 Contributions, gifts, grants paid . . . . .   | 263,162                            |                           |                         | 263,162   |
|   | 26 Total expenses and disbursements. Add lines 24 and 25   | 357,179                            | 60,794                    |                         | 289,649   |
|   | 27 Subtract line 26 from line 12   |                                    |                           |                         |   |
|   | a Excess of revenue over expenses and disbursements  | -7,717                             |                           |                         |   |
|   | b Net investment income (if negative, enter -0-)   |                                    | 257,673                   |                         |   |
| c Adjusted net income (if negative, enter -0-)  |  |                                    |                           |                         |   |

| Part II Balance Sheets      |  | Attached schedules and amounts in the description column should be for end-of-year amounts only (See instructions)                |   |           |           |
|-----------------------------|--|---|---|-----------|-----------|
|                             |  | Beginning of year<br>(a) Book Value   | End of year<br>(b) Book Value (c) Fair Market Value |           |           |
| Assets                      | 1  | Cash—non-interest-bearing . . . . .   |   |           |           |
|                             | 2  | Savings and temporary cash investments . . . . .  | 173,424   | 145,509   | 145,509   |
|                             | 3  | Accounts receivable ▶ _____<br>Less allowance for doubtful accounts ▶ _____   |   |           |           |
|                             | 4  | Pledges receivable ▶ _____<br>Less allowance for doubtful accounts ▶ _____  |   |           |           |
|                             | 5  | Grants receivable . . . . .   |   |           |           |
|                             | 6  | Receivables due from officers, directors, trustees, and other disqualified persons (attach schedule) (see instructions) . . . . . |   |           |           |
|                             | 7  | Other notes and loans receivable (attach schedule) ▶ _____<br>Less allowance for doubtful accounts ▶ _____                        |   |           |           |
|                             | 8  | Inventories for sale or use . . . . .   |   |           |           |
|                             | 9  | Prepaid expenses and deferred charges . . . . .   |   |           |           |
|                             | 10a  | Investments—U S and state government obligations (attach schedule)  | 151,612   | 235,008   | 233,915   |
|                             | b  | Investments—corporate stock (attach schedule) . . . . .   | 5,219,290   | 5,063,869 | 5,860,484 |
|                             | c  | Investments—corporate bonds (attach schedule) . . . . .   | 183,727   | 275,950   | 274,717   |
|                             | 11   | Investments—land, buildings, and equipment basis ▶ _____<br>Less accumulated depreciation (attach schedule) ▶ _____               |   |           |           |
|                             | 12   | Investments—mortgage loans . . . . .  |   |           |           |
|                             | 13   | Investments—other (attach schedule) . . . . .   |   |           |           |
|                             | 14   | Land, buildings, and equipment basis ▶ _____<br>Less accumulated depreciation (attach schedule) ▶ _____                           |   |           |           |
| 15                          | Other assets (describe ▶ _____)  |   |   |           |           |
| 16                          | <b>Total assets</b> (to be completed by all filers—see the instructions Also, see page 1, item I)  | 5,728,053   | 5,720,336   | 6,514,625 |           |
| Liabilities                 | 17   | Accounts payable and accrued expenses . . . . .   |   |           |           |
|                             | 18   | Grants payable. . . . .   |   |           |           |
|                             | 19   | Deferred revenue . . . . .  |   |           |           |
|                             | 20   | Loans from officers, directors, trustees, and other disqualified persons  |   |           |           |
|                             | 21   | Mortgages and other notes payable (attach schedule). . . . .  |   |           |           |
|                             | 22   | Other liabilities (describe ▶ _____)  |   |           |           |
|                             | 23   | <b>Total liabilities</b> (add lines 17 through 22) . . . . .  | 0   | 0         |           |
| Net Assets or Fund Balances | <b>Foundations that follow SFAS 117, check here ▶ <input type="checkbox"/></b><br><b>and complete lines 24 through 26 and lines 30 and 31.</b> |   |   |           |           |
|                             | 24   | Unrestricted . . . . .  |   |           |           |
|                             | 25   | Temporarily restricted . . . . .  |   |           |           |
|                             | 26   | Permanently restricted . . . . .  |   |           |           |
|                             | <b>Foundations that do not follow SFAS 117, check here ▶ <input checked="" type="checkbox"/></b><br><b>and complete lines 27 through 31.</b>   |   |   |           |           |
|                             | 27   | Capital stock, trust principal, or current funds . . . . .  |   |           |           |
|                             | 28   | Paid-in or capital surplus, or land, bldg , and equipment fund  |   |           |           |
|                             | 29   | Retained earnings, accumulated income, endowment, or other funds  | 5,728,053   | 5,720,336 |           |
|                             | 30   | <b>Total net assets or fund balances</b> (see instructions) . . . . .   | 5,728,053   | 5,720,336 |           |
|                             | 31   | <b>Total liabilities and net assets/fund balances</b> (see instructions) .  | 5,728,053   | 5,720,336 |           |

| Part III Analysis of Changes in Net Assets or Fund Balances |  |   |           |
|---|--|---|-----------|
| 1   | Total net assets or fund balances at beginning of year—Part II, column (a), line 30 (must agree with end-of-year figure reported on prior year's return) | 1 | 5,728,053 |
| 2   | Enter amount from Part I, line 27a . . . . .   | 2 | -7,717    |
| 3   | Other increases not included in line 2 (itemize) ▶ _____   | 3 |           |
| 4   | Add lines 1, 2, and 3 . . . . .  | 4 | 5,720,336 |
| 5   | Decreases not included in line 2 (itemize) ▶ _____   | 5 |           |
| 6   | Total net assets or fund balances at end of year (line 4 minus line 5)—Part II, column (b), line 30 .  | 6 | 5,720,336 |

**Part IV Capital Gains and Losses for Tax on Investment Income**

| (a)<br>List and describe the kind(s) of property sold (e g , real estate,<br>2-story brick warehouse, or common stock, 200 shs MLC Co ) | (b)<br>How acquired<br>P—Purchase<br>D—Donation | (c)<br>Date acquired<br>(mo , day, yr ) | (d)<br>Date sold<br>(mo , day, yr ) |
|---|---|---|-------------------------------------|
| <b>1 a</b> Publicly-traded Securities   |   |   |                                     |
| <b>b</b>  |   |   |                                     |
| <b>c</b>  |   |   |                                     |
| <b>d</b>  |   |   |                                     |
| <b>e</b>  |   |   |                                     |

| (e)<br>Gross sales price | (f)<br>Depreciation allowed<br>(or allowable) | (g)<br>Cost or other basis<br>plus expense of sale | (h)<br>Gain or (loss)<br>(e) plus (f) minus (g) |
|--------------------------|---|--|---|
| <b>a</b> 2,316,583       |   | 2,158,520  | 158,063   |
| <b>b</b>                 |   |  |   |
| <b>c</b>                 |   |  |   |
| <b>d</b>                 |   |  |   |
| <b>e</b>                 |   |  |   |

| Complete only for assets showing gain in column (h) and owned by the foundation on 12/31/69 |   |  | (l)<br>Gains (Col (h) gain minus<br>col (k), but not less than -0-) or<br>Losses (from col (h)) |
|---|---|--|---|
| (i)<br>F M V as of 12/31/69   | (j)<br>Adjusted basis<br>as of 12/31/69 | (k)<br>Excess of col (i)<br>over col (j), if any |   |
| <b>a</b>  |   |  | 158,063   |
| <b>b</b>  |   |  |   |
| <b>c</b>  |   |  |   |
| <b>d</b>  |   |  |   |
| <b>e</b>  |   |  |   |

|   |          |         |
|---|----------|---------|
| <b>2</b> Capital gain net income or (net capital loss) <div style="float: right; font-size: small;">           { If gain, also enter in Part I, line 7<br/>           If (loss), enter -0- in Part I, line 7         </div> | <b>2</b> | 158,063 |
| <b>3</b> Net short-term capital gain or (loss) as defined in sections 1222(5) and (6)<br>If gain, also enter in Part I, line 8, column (c) (see instructions) If (loss), enter -0-<br>in Part I, line 8                     | <b>3</b> |         |

**Part V Qualification Under Section 4940(e) for Reduced Tax on Net Investment Income**

(For optional use by domestic private foundations subject to the section 4940(a) tax on net investment income )

If section 4940(d)(2) applies, leave this part blank

Was the foundation liable for the section 4942 tax on the distributable amount of any year in the base period?



Yes



No

If "Yes," the foundation does not qualify under section 4940(e) Do not complete this part

**1** Enter the appropriate amount in each column for each year, see instructions before making any entries

| (a)<br>Base period years Calendar<br>year (or tax year beginning in)   | (b)<br>Adjusted qualifying distributions | (c)<br>Net value of noncharitable-use assets | (d)<br>Distribution ratio<br>(col (b) divided by col (c)) |
|--|--|--|---|
| 2016   | 191,291                                  | 5,809,764                                    | 0 032926  |
| 2015   | 176,760                                  | 5,735,294                                    | 0 03082   |
| 2014   | 295,455                                  | 6,452,921                                    | 0 045786  |
| 2013   | 531,447                                  | 6,499,625                                    | 0 081766  |
| 2012   | 316,974                                  | 3,332,437                                    | 0 095118  |
| <b>2</b> Total of line 1, column (d)   |  |  | <b>2</b> 0 286416   |
| <b>3</b> Average distribution ratio for the 5-year base period—divide the total on line 2 by 5, or by the<br>number of years the foundation has been in existence if less than 5 years |  |  | <b>3</b> 0 057283   |
| <b>4</b> Enter the net value of noncharitable-use assets for 2017 from Part X, line 5  |  |  | <b>4</b> 6,140,553  |
| <b>5</b> Multiply line 4 by line 3   |  |  | <b>5</b> 351,749  |
| <b>6</b> Enter 1% of net investment income (1% of Part I, line 27b)  |  |  | <b>6</b> 2,577  |
| <b>7</b> Add lines 5 and 6   |  |  | <b>7</b> 354,326  |
| <b>8</b> Enter qualifying distributions from Part XII, line 4  |  |  | <b>8</b> 289,649  |

If line 8 is equal to or greater than line 7, check the box in Part VI, line 1b, and complete that part using a 1% tax rate See the Part VI instructions

**Part VI Excise Tax Based on Investment Income (Section 4940(a), 4940(b), 4940(e), or 4948—see instructions)**

|           |   |           |       |
|-----------|---|-----------|-------|
| <b>1a</b> | Exempt operating foundations described in section 4940(d)(2), check here <input type="checkbox"/> and enter "N/A" on line 1<br>Date of ruling or determination letter _____ (attach copy of letter if necessary—see instructions) |           |       |
| <b>b</b>  | Domestic foundations that meet the section 4940(e) requirements in Part V, check here <input type="checkbox"/> and enter 1% of Part I, line 27b . . . . .   | <b>1</b>  | 5,153 |
| <b>c</b>  | All other domestic foundations enter 2% of line 27b. Exempt foreign organizations enter 4% of Part I, line 12, col (b)  |           |       |
| <b>2</b>  | Tax under section 511 (domestic section 4947(a)(1) trusts and taxable foundations only. Others enter -0-)   | <b>2</b>  |       |
| <b>3</b>  | Add lines 1 and 2. . . . .  | <b>3</b>  | 5,153 |
| <b>4</b>  | Subtitle A (income) tax (domestic section 4947(a)(1) trusts and taxable foundations only. Others enter -0-)   | <b>4</b>  |       |
| <b>5</b>  | <b>Tax based on investment income.</b> Subtract line 4 from line 3. If zero or less, enter -0- . . . . .  | <b>5</b>  | 5,153 |
| <b>6</b>  | Credits/Payments  |           |       |
| <b>a</b>  | 2017 estimated tax payments and 2016 overpayment credited to 2017   | <b>6a</b> | 5,400 |
| <b>b</b>  | Exempt foreign organizations—tax withheld at source . . . . .   | <b>6b</b> |       |
| <b>c</b>  | Tax paid with application for extension of time to file (Form 8868) . . . . .   | <b>6c</b> |       |
| <b>d</b>  | Backup withholding erroneously withheld . . . . .   | <b>6d</b> |       |
| <b>7</b>  | Total credits and payments. Add lines 6a through 6d. . . . .  | <b>7</b>  | 5,400 |
| <b>8</b>  | Enter any <b>penalty</b> for underpayment of estimated tax. Check here <input checked="" type="checkbox"/> if Form 2220 is attached   | <b>8</b>  |       |
| <b>9</b>  | <b>Tax due.</b> If the total of lines 5 and 8 is more than line 7, enter <b>amount owed</b> . . . . . ▶   | <b>9</b>  |       |
| <b>10</b> | <b>Overpayment.</b> If line 7 is more than the total of lines 5 and 8, enter the <b>amount overpaid</b> . . . ▶   | <b>10</b> | 247   |
| <b>11</b> | Enter the amount of line 10 to be <b>Credited to 2018 estimated tax</b> ▶ 247 <b>Refunded</b> ▶   | <b>11</b> |       |

**Part VII-A Statements Regarding Activities**

|  | Yes       | No  |
|--|-----------|-----|
| <b>1a</b> During the tax year, did the foundation attempt to influence any national, state, or local legislation or did it participate or intervene in any political campaign? . . . . .   | <b>1a</b> | No  |
| <b>b</b> Did it spend more than \$100 during the year (either directly or indirectly) for political purposes (see Instructions for definition)? . . . . .<br><i>If the answer is "Yes" to 1a or 1b, attach a detailed description of the activities and copies of any materials published or distributed by the foundation in connection with the activities</i> | <b>1b</b> | No  |
| <b>c</b> Did the foundation file <b>Form 1120-POL</b> for this year? . . . . .   | <b>1c</b> | No  |
| <b>d</b> Enter the amount (if any) of tax on political expenditures (section 4955) imposed during the year<br>(1) On the foundation ▶ \$ _____ (2) On foundation managers ▶ \$ _____   |           |     |
| <b>e</b> Enter the reimbursement (if any) paid by the foundation during the year for political expenditure tax imposed on foundation managers ▶ \$ _____   |           |     |
| <b>2</b> Has the foundation engaged in any activities that have not previously been reported to the IRS? . . . . .<br><i>If "Yes," attach a detailed description of the activities</i>   | <b>2</b>  | No  |
| <b>3</b> Has the foundation made any changes, not previously reported to the IRS, in its governing instrument, articles of incorporation, or bylaws, or other similar instruments? <i>If "Yes," attach a conformed copy of the changes</i> . . . . .   | <b>3</b>  | No  |
| <b>4a</b> Did the foundation have unrelated business gross income of \$1,000 or more during the year? . . . . .  | <b>4a</b> | No  |
| <b>b</b> If "Yes," has it filed a tax return on <b>Form 990-T</b> for this year? . . . . .   | <b>4b</b> |     |
| <b>5</b> Was there a liquidation, termination, dissolution, or substantial contraction during the year? . . . . .<br><i>If "Yes," attach the statement required by General Instruction T</i>   | <b>5</b>  | No  |
| <b>6</b> Are the requirements of section 508(e) (relating to sections 4941 through 4945) satisfied either<br>• By language in the governing instrument, or<br>• By state legislation that effectively amends the governing instrument so that no mandatory directions that conflict with the state law remain in the governing instrument? . . . . .             | <b>6</b>  | Yes |
| <b>7</b> Did the foundation have at least \$5,000 in assets at any time during the year? <i>If "Yes," complete Part II, col (c), and Part XV</i> . . . . .   | <b>7</b>  | Yes |
| <b>8a</b> Enter the states to which the foundation reports or with which it is registered (see instructions)<br>▶ CT _____   |           |     |
| <b>b</b> If the answer is "Yes" to line 7, has the foundation furnished a copy of Form 990-PF to the Attorney General (or designate) of each state as required by General Instruction G? <i>If "No," attach explanation</i> .  | <b>8b</b> | Yes |
| <b>9</b> Is the foundation claiming status as a private operating foundation within the meaning of section 4942(j)(3) or 4942(j)(5) for calendar year 2017 or the taxable year beginning in 2017 (see instructions for Part XIV)?<br><i>If "Yes," complete Part XIV</i> . . . . .  | <b>9</b>  | No  |
| <b>10</b> Did any persons become substantial contributors during the tax year? <i>If "Yes," attach a schedule listing their names and addresses</i> . . . . .  | <b>10</b> | No  |

**Part VII-A Statements Regarding Activities** (continued)

|           |  |           |            |           |
|-----------|--|-----------|------------|-----------|
| <b>11</b> | At any time during the year, did the foundation, directly or indirectly, own a controlled entity within the meaning of section 512(b)(13)? If "Yes," attach schedule (see instructions). . . . .   | <b>11</b> |            | <b>No</b> |
| <b>12</b> | Did the foundation make a distribution to a donor advised fund over which the foundation or a disqualified person had advisory privileges? If "Yes," attach statement (see instructions) . . . . . | <b>12</b> |            | <b>No</b> |
| <b>13</b> | Did the foundation comply with the public inspection requirements for its annual returns and exemption application? Website address ► _____  | <b>13</b> | <b>Yes</b> |           |
| <b>14</b> | The books are in care of ► <u>VICKI TRACHTEN-SCHWARTZ</u> Telephone no ► <u>(303) 488-2057</u>   |           |            |           |

Located at ► 4950 S YOSEMITE STREET F2-380 Greenwood Village CO ZIP+4 ► 801111349

|           |  |                          |            |           |
|-----------|--|--------------------------|------------|-----------|
| <b>15</b> | Section 4947(a)(1) nonexempt charitable trusts filing Form 990-PF in lieu of <b>Form 1041</b> —Check here . . . . .  | <input type="checkbox"/> |            |           |
|           | and enter the amount of tax-exempt interest received or accrued during the year . . . . .  | ► <b>15</b>              |            |           |
| <b>16</b> | At any time during calendar year 2017, did the foundation have an interest in or a signature or other authority over a bank, securities, or other financial account in a foreign country?  | <b>16</b>                | <b>Yes</b> | <b>No</b> |
|           | See instructions for exceptions and filing requirements for FinCEN Form 114, Report of Foreign Bank and Financial Accounts (FBAR). If "Yes," enter the name of the foreign country ► _____ |                          |            |           |

**Part VII-B Statements Regarding Activities for Which Form 4720 May Be Required**

**File Form 4720 if any item is checked in the "Yes" column, unless an exception applies.**

|           |   |           |            |           |
|-----------|---|-----------|------------|-----------|
| <b>1a</b> | During the year did the foundation (either directly or indirectly)  |           | <b>Yes</b> | <b>No</b> |
|           | (1) Engage in the sale or exchange, or leasing of property with a disqualified person? <input type="checkbox"/> Yes <input checked="" type="checkbox"/> No  |           |            |           |
|           | (2) Borrow money from, lend money to, or otherwise extend credit to (or accept it from) a disqualified person? . . . . . <input type="checkbox"/> Yes <input checked="" type="checkbox"/> No  |           |            |           |
|           | (3) Furnish goods, services, or facilities to (or accept them from) a disqualified person? <input type="checkbox"/> Yes <input checked="" type="checkbox"/> No  |           |            |           |
|           | (4) Pay compensation to, or pay or reimburse the expenses of, a disqualified person? <input checked="" type="checkbox"/> Yes <input type="checkbox"/> No  |           |            |           |
|           | (5) Transfer any income or assets to a disqualified person (or make any of either available for the benefit or use of a disqualified person)? . . . . . <input type="checkbox"/> Yes <input checked="" type="checkbox"/> No   |           |            |           |
|           | (6) Agree to pay money or property to a government official? ( <b>Exception.</b> Check "No" if the foundation agreed to make a grant to or to employ the official for a period after termination of government service, if terminating within 90 days). . . . . <input type="checkbox"/> Yes <input checked="" type="checkbox"/> No   |           |            |           |
| <b>b</b>  | If any answer is "Yes" to 1a(1)–(6), did <b>any</b> of the acts fail to qualify under the exceptions described in Regulations section 53.4941(d)-3 or in a current notice regarding disaster assistance (see instructions)? . . . . .   | <b>1b</b> |            | <b>No</b> |
|           | Organizations relying on a current notice regarding disaster assistance check here. . . . . ► <input type="checkbox"/>  |           |            |           |
| <b>c</b>  | Did the foundation engage in a prior year in any of the acts described in 1a, other than excepted acts, that were not corrected before the first day of the tax year beginning in 2017? . . . . .   | <b>1c</b> |            | <b>No</b> |
| <b>2</b>  | Taxes on failure to distribute income (section 4942) (does not apply for years the foundation was a private operating foundation defined in section 4942(j)(3) or 4942(j)(5))   |           |            |           |
| <b>a</b>  | At the end of tax year 2017, did the foundation have any undistributed income (lines 6d and 6e, Part XIII) for tax year(s) beginning before 2017? . . . . . <input type="checkbox"/> Yes <input checked="" type="checkbox"/> No   |           |            |           |
|           | If "Yes," list the years ► 20____, 20____, 20____, 20____   |           |            |           |
| <b>b</b>  | Are there any years listed in 2a for which the foundation is <b>not</b> applying the provisions of section 4942(a)(2) (relating to incorrect valuation of assets) to the year's undistributed income? (If applying section 4942(a)(2) to <b>all</b> years listed, answer "No" and attach statement—see instructions) . . . . .  | <b>2b</b> |            |           |
| <b>c</b>  | If the provisions of section 4942(a)(2) are being applied to <b>any</b> of the years listed in 2a, list the years here ► 20____, 20____, 20____, 20____   |           |            |           |
| <b>3a</b> | Did the foundation hold more than a 2% direct or indirect interest in any business enterprise at any time during the year? . . . . . <input type="checkbox"/> Yes <input checked="" type="checkbox"/> No  |           |            |           |
| <b>b</b>  | If "Yes," did it have excess business holdings in 2017 as a result of (1) any purchase by the foundation or disqualified persons after May 26, 1969, (2) the lapse of the 5-year period (or longer period approved by the Commissioner under section 4943(c)(7)) to dispose of holdings acquired by gift or bequest, or (3) the lapse of the 10-, 15-, or 20-year first phase holding period? (Use Schedule C, Form 4720, to determine if the foundation had excess business holdings in 2017). . . . . | <b>3b</b> |            |           |
| <b>4a</b> | Did the foundation invest during the year any amount in a manner that would jeopardize its charitable purposes?   | <b>4a</b> |            | <b>No</b> |
| <b>b</b>  | Did the foundation make any investment in a prior year (but after December 31, 1969) that could jeopardize its charitable purpose that had not been removed from jeopardy before the first day of the tax year beginning in 2017?   | <b>4b</b> |            | <b>No</b> |

**Part VII-B** Statements Regarding Activities for Which Form 4720 May Be Required (Continued)

|   |           |  |           |
|---|-----------|--|-----------|
| <b>5a</b> During the year did the foundation pay or incur any amount to<br><b>(1)</b> Carry on propaganda, or otherwise attempt to influence legislation (section 4945(e))? <input type="checkbox"/> Yes <input checked="" type="checkbox"/> No<br><b>(2)</b> Influence the outcome of any specific public election (see section 4955), or to carry on, directly or indirectly, any voter registration drive? <input type="checkbox"/> Yes <input checked="" type="checkbox"/> No<br><b>(3)</b> Provide a grant to an individual for travel, study, or other similar purposes? <input type="checkbox"/> Yes <input checked="" type="checkbox"/> No<br><b>(4)</b> Provide a grant to an organization other than a charitable, etc., organization described in section 4945(d)(4)(A)? (see instructions). <input type="checkbox"/> Yes <input checked="" type="checkbox"/> No<br><b>(5)</b> Provide for any purpose other than religious, charitable, scientific, literary, or educational purposes, or for the prevention of cruelty to children or animals? <input type="checkbox"/> Yes <input checked="" type="checkbox"/> No |           |  |           |
| <b>b</b> If any answer is "Yes" to 5a(1)–(5), did <b>any</b> of the transactions fail to qualify under the exceptions described in Regulations section 53.4945 or in a current notice regarding disaster assistance (see instructions)? <input type="checkbox"/> Yes <input checked="" type="checkbox"/> No<br>Organizations relying on a current notice regarding disaster assistance check here. <input type="checkbox"/>   | <b>5b</b> |  |           |
| <b>c</b> If the answer is "Yes" to question 5a(4), does the foundation claim exemption from the tax because it maintained expenditure responsibility for the grant? <input type="checkbox"/> Yes <input type="checkbox"/> No<br><i>If "Yes," attach the statement required by Regulations section 53.4945–5(d)</i>  |           |  |           |
| <b>6a</b> Did the foundation, during the year, receive any funds, directly or indirectly, to pay premiums on a personal benefit contract? <input type="checkbox"/> Yes <input checked="" type="checkbox"/> No<br><b>b</b> Did the foundation, during the year, pay premiums, directly or indirectly, on a personal benefit contract? <input type="checkbox"/> Yes <input checked="" type="checkbox"/> No<br><i>If "Yes" to 6b, file Form 8870</i>   | <b>6b</b> |  | <b>No</b> |
| <b>7a</b> At any time during the tax year, was the foundation a party to a prohibited tax shelter transaction? <input type="checkbox"/> Yes <input checked="" type="checkbox"/> No<br><b>b</b> If yes, did the foundation receive any proceeds or have any net income attributable to the transaction? <input type="checkbox"/> Yes <input checked="" type="checkbox"/> No  | <b>7b</b> |  |           |

Part VIII

Information About Officers, Directors, Trustees, Foundation Managers, Highly Paid Employees, and Contractors

1

List all officers, directors, trustees, foundation managers and their compensation (see instructions).

| (a) Name and address  | Title, and average hours per week (b) devoted to position | (c) Compensation (If not paid, enter -0-) | (d) Contributions to employee benefit plans and deferred compensation | Expense account, (e) other allowances |
|---|---|---|---|---------------------------------------|
| David Trachten<br>4950 S Yosemite St F2-380<br>Greenwood Village, CO 801111349          | Chairman of the Board, Trustee<br>1 0                     | 0   | 0   | 0                                     |
| Gary Trachten<br>4950 S Yosemite St F2-380<br>Greenwood Village, CO 801111349           | Sec, Trustee<br>1 0                                       | 0   | 0   | 0                                     |
| Vicki Trachten-Schwartz<br>4950 S Yosemite St F2-380<br>Greenwood Village, CO 801111349 | Pres, Trustee<br>5 0                                      | 0   | 0   | 0                                     |
| Roberta Trachten-Zeve<br>4950 S Yosemite St F2-380<br>Greenwood Village, CO 801111349   | Treas, TRUSTEE<br>1 0                                     | 0   | 0   | 0                                     |

2

Compensation of five highest-paid employees (other than those included on line 1—see instructions). If none, enter "NONE."

| (a) Name and address of each employee paid more than \$50,000 | Title, and average hours per week (b) devoted to position | (c) Compensation | Contributions to employee benefit plans and deferred compensation (d) | Expense account, (e) other allowances |
|---|---|------------------|---|---------------------------------------|
|   |   |                  |   |                                       |
|   |   |                  |   |                                       |
|   |   |                  |   |                                       |
|   |   |                  |   |                                       |
|   |   |                  |   |                                       |
|   |   |                  |   |                                       |
|   |   |                  |   |                                       |
|   |   |                  |   |                                       |
|   |   |                  |   |                                       |

Total number of other employees paid over \$50,000. . . . . ▶

3

Five highest-paid independent contractors for professional services (see instructions). If none, enter "NONE".

| (a) Name and address of each person paid more than \$50,000              | (b) Type of service | (c) Compensation |
|--|---------------------|------------------|
| Morgan Stanley<br>5251 DTC Parkway Suite 1500<br>GREENWOOD VLG, CO 80111 | Investment Mgmt     | 58,906           |
|  |                     |                  |
|  |                     |                  |
|  |                     |                  |
|  |                     |                  |
|  |                     |                  |
|  |                     |                  |

Total number of others receiving over \$50,000 for professional services. . . . . ▶

Part IX-A

Summary of Direct Charitable Activities

| List the foundation's four largest direct charitable activities during the tax year. Include relevant statistical information such as the number of organizations and other beneficiaries served, conferences convened, research papers produced, etc | Expenses |
|---|----------|
| 1   |          |
|   |          |
|   |          |
| 2   |          |
|   |          |
|   |          |
| 3   |          |
|   |          |
|   |          |
| 4   |          |
|   |          |
|   |          |

Part IX-B

Summary of Program-Related Investments (see instructions)

| Describe the two largest program-related investments made by the foundation during the tax year on lines 1 and 2 | Amount |
|--|--------|
| 1  |        |
|  |        |
|  |        |
| 2  |        |
|  |        |
|  |        |
| All other program-related investments. See instructions  |        |
| 3  |        |
|  |        |
|  |        |

Total. Add lines 1 through 3 . . . . . ▶

**Part X Minimum Investment Return** (All domestic foundations must complete this part. Foreign foundations, see instructions.)

|          |  |           |           |
|----------|--|-----------|-----------|
| <b>1</b> | Fair market value of assets not used (or held for use) directly in carrying out charitable, etc., purposes   |           |           |
| <b>a</b> | Average monthly fair market value of securities.   | <b>1a</b> | 6,121,352 |
| <b>b</b> | Average of monthly cash balances.  | <b>1b</b> | 112,712   |
| <b>c</b> | Fair market value of all other assets (see instructions).  | <b>1c</b> | 0         |
| <b>d</b> | <b>Total</b> (add lines 1a, b, and c).   | <b>1d</b> | 6,234,064 |
| <b>e</b> | Reduction claimed for blockage or other factors reported on lines 1a and 1c (attach detailed explanation).   | <b>1e</b> |           |
| <b>2</b> | Acquisition indebtedness applicable to line 1 assets.  | <b>2</b>  | 0         |
| <b>3</b> | Subtract line 2 from line 1d.  | <b>3</b>  | 6,234,064 |
| <b>4</b> | Cash deemed held for charitable activities. Enter 1 1/2% of line 3 (for greater amount, see instructions).   | <b>4</b>  | 93,511    |
| <b>5</b> | <b>Net value of noncharitable-use assets.</b> Subtract line 4 from line 3. Enter here and on Part V, line 4. | <b>5</b>  | 6,140,553 |
| <b>6</b> | <b>Minimum investment return.</b> Enter 5% of line 5.  | <b>6</b>  | 307,028   |

**Part XI Distributable Amount** (see instructions) (Section 4942(j)(3) and (j)(5) private operating foundations and certain foreign organizations check here ☐ and do not complete this part.)

|           |  |           |         |
|-----------|--|-----------|---------|
| <b>1</b>  | Minimum investment return from Part X, line 6.   | <b>1</b>  | 307,028 |
| <b>2a</b> | Tax on investment income for 2017 from Part VI, line 5.  | <b>2a</b> | 5,153   |
| <b>b</b>  | Income tax for 2017 (This does not include the tax from Part VI).  | <b>2b</b> |         |
| <b>c</b>  | Add lines 2a and 2b.   | <b>2c</b> | 5,153   |
| <b>3</b>  | Distributable amount before adjustments. Subtract line 2c from line 1.                                     | <b>3</b>  | 301,875 |
| <b>4</b>  | Recoveries of amounts treated as qualifying distributions.   | <b>4</b>  |         |
| <b>5</b>  | Add lines 3 and 4.   | <b>5</b>  | 301,875 |
| <b>6</b>  | Deduction from distributable amount (see instructions).  | <b>6</b>  |         |
| <b>7</b>  | <b>Distributable amount</b> as adjusted. Subtract line 6 from line 5. Enter here and on Part XIII, line 1. | <b>7</b>  | 301,875 |

**Part XII Qualifying Distributions** (see instructions)

|          |   |           |         |
|----------|---|-----------|---------|
| <b>1</b> | Amounts paid (including administrative expenses) to accomplish charitable, etc., purposes   |           |         |
| <b>a</b> | Expenses, contributions, gifts, etc.—total from Part I, column (d), line 26.  | <b>1a</b> | 289,649 |
| <b>b</b> | Program-related investments—total from Part IX-B.   | <b>1b</b> | 0       |
| <b>2</b> | Amounts paid to acquire assets used (or held for use) directly in carrying out charitable, etc., purposes.  | <b>2</b>  | 0       |
| <b>3</b> | Amounts set aside for specific charitable projects that satisfy the   |           |         |
| <b>a</b> | Suitability test (prior IRS approval required).   | <b>3a</b> | 0       |
| <b>b</b> | Cash distribution test (attach the required schedule).  | <b>3b</b> | 0       |
| <b>4</b> | <b>Qualifying distributions.</b> Add lines 1a through 3b. Enter here and on Part V, line 8, and Part XIII, line 4.                                    | <b>4</b>  | 289,649 |
| <b>5</b> | Foundations that qualify under section 4940(e) for the reduced rate of tax on net investment income. Enter 1% of Part I, line 27b (see instructions). | <b>5</b>  |         |
| <b>6</b> | <b>Adjusted qualifying distributions.</b> Subtract line 5 from line 4.  | <b>6</b>  | 289,649 |

**Note:** The amount on line 6 will be used in Part V, column (b), in subsequent years when calculating whether the foundation qualifies for the section 4940(e) reduction of tax in those years.



**Part XIII Undistributed Income** (see instructions)

|  | (a)<br>Corpus | (b)<br>Years prior to 2016 | (c)<br>2016 | (d)<br>2017 |
|--|---------------|----------------------------|-------------|-------------|
| <b>1</b> Distributable amount for 2017 from Part XI, line 7  |               |                            |             | 301,875     |
| <b>2</b> Undistributed income, if any, as of the end of 2017   |               |                            |             |             |
| <b>a</b> Enter amount for 2016 only. . . . .   |               |                            |             |             |
| <b>b</b> Total for prior years 2015, 2014, 2013  |               |                            |             |             |
| <b>3</b> Excess distributions carryover, if any, to 2017   |               |                            |             |             |
| <b>a</b> From 2012. . . . . 172,018  |               |                            |             |             |
| <b>b</b> From 2013. . . . . 209,156  |               |                            |             |             |
| <b>c</b> From 2014. . . . .  |               |                            |             |             |
| <b>d</b> From 2015. . . . .  |               |                            |             |             |
| <b>e</b> From 2016. . . . .  |               |                            |             |             |
| <b>f</b> Total of lines 3a through e. . . . .  | 381,174       |                            |             |             |
| <b>4</b> Qualifying distributions for 2017 from Part XII, line 4 ▶ \$ 289,649  |               |                            |             |             |
| <b>a</b> Applied to 2016, but not more than line 2a  |               |                            |             |             |
| <b>b</b> Applied to undistributed income of prior years (Election required—see instructions). . . . .  |               |                            |             |             |
| <b>c</b> Treated as distributions out of corpus (Election required—see instructions). . . . .  |               |                            |             |             |
| <b>d</b> Applied to 2017 distributable amount. . . . .   |               |                            |             | 289,649     |
| <b>e</b> Remaining amount distributed out of corpus  | 0             |                            |             |             |
| <b>5</b> Excess distributions carryover applied to 2017<br>(If an amount appears in column (d), the same amount must be shown in column (a) )  | 12,226        |                            |             | 12,226      |
| <b>6 Enter the net total of each column as indicated below:</b>  |               |                            |             |             |
| <b>a</b> Corpus Add lines 3f, 4c, and 4e Subtract line 5   | 368,948       |                            |             |             |
| <b>b</b> Prior years' undistributed income Subtract line 4b from line 2b . . . . .   |               |                            |             |             |
| <b>c</b> Enter the amount of prior years' undistributed income for which a notice of deficiency has been issued, or on which the section 4942(a) tax has been previously assessed. . . . . |               |                            |             |             |
| <b>d</b> Subtract line 6c from line 6b Taxable amount—see instructions . . . . .   |               |                            |             |             |
| <b>e</b> Undistributed income for 2016 Subtract line 4a from line 2a Taxable amount—see instructions . . . . .   |               |                            |             |             |
| <b>f</b> Undistributed income for 2017 Subtract lines 4d and 5 from line 1 This amount must be distributed in 2018 . . . . .   |               |                            |             | 0           |
| <b>7</b> Amounts treated as distributions out of corpus to satisfy requirements imposed by section 170(b)(1)(F) or 4942(g)(3) (Election may be required - see instructions). . . . .       |               |                            |             |             |
| <b>8</b> Excess distributions carryover from 2012 not applied on line 5 or line 7 (see instructions). . . . .  | 159,792       |                            |             |             |
| <b>9 Excess distributions carryover to 2018.</b><br>Subtract lines 7 and 8 from line 6a . . . . .  | 209,156       |                            |             |             |
| <b>10</b> Analysis of line 9   |               |                            |             |             |
| <b>a</b> Excess from 2013. . . . . 209,156   |               |                            |             |             |
| <b>b</b> Excess from 2014. . . . .   |               |                            |             |             |
| <b>c</b> Excess from 2015. . . . .   |               |                            |             |             |
| <b>d</b> Excess from 2016. . . . .   |               |                            |             |             |
| <b>e</b> Excess from 2017. . . . .   |               |                            |             |             |

**Part XIV Private Operating Foundations** (see instructions and Part VII-A, question 9)

|  |                 |                 |                 |                 |                  |
|--|-----------------|-----------------|-----------------|-----------------|------------------|
| <b>1a</b> If the foundation has received a ruling or determination letter that it is a private operating foundation, and the ruling is effective for 2017, enter the date of the ruling. . . . . ▶ |                 |                 |                 |                 |                  |
| <b>b</b> Check box to indicate whether the organization is a private operating foundation described in section <input type="checkbox"/> 4942(j)(3) or <input type="checkbox"/> 4942(j)(5)          |                 |                 |                 |                 |                  |
| <b>2a</b> Enter the lesser of the adjusted net income from Part I or the minimum investment return from Part X for each year listed . . . . .  | Tax year        | Prior 3 years   |                 |                 | <b>(e) Total</b> |
|  | <b>(a)</b> 2017 | <b>(b)</b> 2016 | <b>(c)</b> 2015 | <b>(d)</b> 2014 |                  |
| <b>b</b> 85% of line 2a . . . . .  |                 |                 |                 |                 |                  |
| <b>c</b> Qualifying distributions from Part XII, line 4 for each year listed . . . . .   |                 |                 |                 |                 |                  |
| <b>d</b> Amounts included in line 2c not used directly for active conduct of exempt activities . . . . .   |                 |                 |                 |                 |                  |
| <b>e</b> Qualifying distributions made directly for active conduct of exempt activities. Subtract line 2d from line 2c . . . . .   |                 |                 |                 |                 |                  |
| <b>3</b> Complete 3a, b, or c for the alternative test relied upon   |                 |                 |                 |                 |                  |
| <b>a</b> "Assets" alternative test—enter   |                 |                 |                 |                 |                  |
| <b>(1)</b> Value of all assets . . . . .   |                 |                 |                 |                 |                  |
| <b>(2)</b> Value of assets qualifying under section 4942(j)(3)(B)(i) . . . . .   |                 |                 |                 |                 |                  |
| <b>b</b> "Endowment" alternative test— enter 2/3 of minimum investment return shown in Part X, line 6 for each year listed. . . . .  |                 |                 |                 |                 |                  |
| <b>c</b> "Support" alternative test—enter  |                 |                 |                 |                 |                  |
| <b>(1)</b> Total support other than gross investment income (interest, dividends, rents, payments on securities loans (section 512(a)(5)), or royalties) . . . . .                                 |                 |                 |                 |                 |                  |
| <b>(2)</b> Support from general public and 5 or more exempt organizations as provided in section 4942(j)(3)(B)(iii). . . . .   |                 |                 |                 |                 |                  |
| <b>(3)</b> Largest amount of support from an exempt organization . . . . .   |                 |                 |                 |                 |                  |
| <b>(4)</b> Gross investment income . . . . .   |                 |                 |                 |                 |                  |

**Part XV Supplementary Information (Complete this part only if the organization had \$5,000 or more in assets at any time during the year—see instructions.)**

|  |  |
|--|--|
| <b>1 Information Regarding Foundation Managers:</b>  |  |
| <b>a</b> List any managers of the foundation who have contributed more than 2% of the total contributions received by the foundation before the close of any tax year (but only if they have contributed more than \$5,000) (See section 507(d)(2) )<br>Vicki Trachten-Schwartz  |  |
| <b>b</b> List any managers of the foundation who own 10% or more of the stock of a corporation (or an equally large portion of the ownership of a partnership or other entity) of which the foundation has a 10% or greater interest   |  |
| <b>2 Information Regarding Contribution, Grant, Gift, Loan, Scholarship, etc., Programs:</b>   |  |
| Check here <input type="checkbox"/> if the foundation only makes contributions to preselected charitable organizations and does not accept unsolicited requests for funds. If the foundation makes gifts, grants, etc. (see instructions) to individuals or organizations under other conditions, complete items 2a, b, c, and d |  |
| <b>a</b> The name, address, and telephone number or e-mail address of the person to whom applications should be addressed<br>Grant Apps to V Trachten-Schwartz<br>4950 S Yosemite St F2-380<br>Greenwood Village, CO 80111<br>(303) 488-2057   |  |
| <b>b</b> The form in which applications should be submitted and information and materials they should include<br>Letter Indicating Purpose   |  |
| <b>c</b> Any submission deadlines<br>None  |  |
| <b>d</b> Any restrictions or limitations on awards, such as by geographical areas, charitable fields, kinds of institutions, or other factors<br>The foundation accepts unsolicited grant requests on an emergency basis only and up to \$20,000 per year  |  |

**Part XV** **Supplementary Information** (continued)**3 Grants and Contributions Paid During the Year or Approved for Future Payment**

| Recipient   | If recipient is an individual,<br>show any relationship to<br>any foundation manager<br>or substantial contributor | Foundation<br>status of<br>recipient | Purpose of grant or<br>contribution | Amount  |
|---|--|--------------------------------------|-------------------------------------|---------|
| Name and address (home or business)                               |  |                                      |                                     |         |
| <b>a</b> <i>Paid during the year</i><br>See Additional Data Table |  |                                      |                                     |         |
| <b>Total</b> . . . . .  |  |                                      | <b>3a</b>                           | 263,162 |
| <b>b</b> <i>Approved for future payment</i>                       |  |                                      |                                     |         |
| <b>Total</b> . . . . .  |  |                                      | <b>3b</b>                           |         |

Enter gross amounts unless otherwise indicated

| Unrelated business income  |               | Excluded by section 512, 513, or 514 |               | (e)<br>Related or exempt<br>function income<br>(See instructions ) |
|--|---------------|--------------------------------------|---------------|--|
| (a)<br>Business code   | (b)<br>Amount | (c)<br>Exclusion code                | (d)<br>Amount |  |
| <b>1</b> Program service revenue   |               |                                      |               |  |
| a _____  |               |                                      |               |  |
| b _____  |               |                                      |               |  |
| c _____  |               |                                      |               |  |
| d _____  |               |                                      |               |  |
| e _____  |               |                                      |               |  |
| f _____  |               |                                      |               |  |
| <b>g</b> Fees and contracts from government agencies                                   |               |                                      |               |  |
| <b>2</b> Membership dues and assessments. . . .  |               |                                      |               |  |
| <b>3</b> Interest on savings and temporary cash investments . . . . . 14 159           |               |                                      |               |  |
| <b>4</b> Dividends and interest from securities. . . . 14 160,245                      |               |                                      |               |  |
| <b>5</b> Net rental income or (loss) from real estate                                  |               |                                      |               |  |
| <b>a</b> Debt-financed property. . . . .   |               |                                      |               |  |
| <b>b</b> Not debt-financed property. . . . .   |               |                                      |               |  |
| <b>6</b> Net rental income or (loss) from personal property                            |               |                                      |               |  |
| <b>7</b> Other investment income. . . . .  |               |                                      |               |  |
| <b>8</b> Gain or (loss) from sales of assets other than inventory . . . . . 18 158,063 |               |                                      |               |  |
| <b>9</b> Net income or (loss) from special events                                      |               |                                      |               |  |
| <b>10</b> Gross profit or (loss) from sales of inventory                               |               |                                      |               |  |
| <b>11</b> Other revenue  |               |                                      |               |  |
| <b>a</b> Federal Tax Refund 01 30,994  |               |                                      |               |  |
| <b>b</b> FOREIGN TAX REFUND 01 1   |               |                                      |               |  |
| <b>c</b> _____   |               |                                      |               |  |
| <b>d</b> _____   |               |                                      |               |  |
| <b>e</b> _____   |               |                                      |               |  |
| <b>12</b> Subtotal Add columns (b), (d), and (e). . 349,462                            |               |                                      |               |  |
| <b>13 Total.</b> Add line 12, columns (b), (d), and (e). . . . . <b>13</b> 349,462     |               |                                      |               |  |

(See worksheet in line 13 instructions to verify calculations )

## Part XVI-B Relationship of Activities to the Accomplishment of Exempt Purposes

[illegible]

### Information Regarding Transfers To and Transactions and Relationships With Noncharitable Exempt Organizations

|  |  |     |    |
|--|--|-----|----|
|  |  | Yes | No |
|--|--|-----|----|

|  |  |  |
|--|--|--|
|  |  |  |
|--|--|--|

|              |           |
|--------------|-----------|
| <b>1a(1)</b> | <b>No</b> |
|--------------|-----------|

|       |    |
|-------|----|
| 1a(2) | No |
|-------|----|

|  |  |  |
|--|--|--|
|  |  |  |
|--|--|--|

|              |           |
|--------------|-----------|
| <b>1b(1)</b> | <b>No</b> |
|--------------|-----------|

|              |           |
|--------------|-----------|
| <b>1b(2)</b> | <b>No</b> |
|--------------|-----------|

|              |  |           |
|--------------|--|-----------|
| <b>1b(3)</b> |  | <b>No</b> |
|--------------|--|-----------|

|              |  |           |
|--------------|--|-----------|
| <b>1b(4)</b> |  | <b>No</b> |
|--------------|--|-----------|

|              |           |
|--------------|-----------|
| <b>1b(5)</b> | <b>No</b> |
|--------------|-----------|

|              |  |           |
|--------------|--|-----------|
| <b>1b(6)</b> |  | <b>No</b> |
|--------------|--|-----------|

|           |  |           |
|-----------|--|-----------|
| <b>1c</b> |  | <b>No</b> |
|-----------|--|-----------|

value  
ue[illegible]

described in section 501(c) of the Code (other than section 501(c)(3)) or in section 527? . . . . . ☐ Yes ☒ No

**b** If "Yes," complete the following schedule

| (a) Name of organization | (b) Type of organization | (c) Description of relationship |
|--------------------------|--------------------------|---------------------------------|
|                          |                          |                                 |
|                          |                          |                                 |
|                          |                          |                                 |
|                          |                          |                                 |

**Sign  
Here**

Under penalties of perjury, I declare that I have examined this return, including accompanying schedules and statements, and to the best of my knowledge and belief, it is true, correct, and complete. Declaration of preparer (other than taxpayer) is based on all information of which preparer has any knowledge.

\* \* \* \* \*

2018-11-05

\* \* \* \* \*

May the IRS discuss this return with the preparer shown below

(see instr )? ☒ Yes ☐ No

Signature of officer or trustee

Date

Title

**Paid  
Preparer  
Use Only**

|                                       |  |                      |      |   |                         |
|---------------------------------------|--|----------------------|------|---|-------------------------|
| <b>Paid<br/>Preparer<br/>Use Only</b> | Print/Type preparer's name   | Preparer's Signature | Date | Check if self-employed <input type="checkbox"/> | PTIN<br><br>P01345770   |
|                                       | Firm's name ▶ Foundation Source                                      |                      |      |   | Firm's EIN ▶            |
|                                       | Firm's address ▶ One Hollow Ln Ste 212<br><br>Lake Success, NY 11042 |                      |      |   | Phone no (800) 839-1754 |

| Form 990PF Part XV Line 3 - Grants and Contributions Paid During the Year or Approved for Future Payment |   |                                |                                  |         |
|--|---|--------------------------------|----------------------------------|---------|
| Recipient  | If recipient is an individual, show any relationship to any foundation manager or substantial contributor | Foundation status of recipient | Purpose of grant or contribution | Amount  |
| Name and address (home or business)  |   |                                |                                  |         |
| <b>a</b> <i>Paid during the year</i>   |   |                                |                                  |         |
| AMERICAN FRIENDS OF AISH HATORAH<br>- WESTERN REGION<br>1417 S DOHENY DR<br>LOS ANGELES, CA 90035        | N/A   | PC                             | International work Program       | 12,000  |
| AMERICAN FRIENDS OF JORDAN RIVER<br>VILLAGE FOUNDATIO<br>111 CLEARVIEW LN<br>NEW CANAAN, CT 06840        | N/A   | PC                             | General & Unrestricted           | 360     |
| AMERICAN HEART ASSOCIATION<br>3020 WESTCHESTER AVE<br>PURCHASE, NY 10577                                 | N/A   | PC                             | General & Unrestricted           | 25      |
| <b>Total . . . . .</b> ▶<br><b>3a</b>  |   |                                |                                  | 263,162 |

| Form 990PF Part XV Line 3 - Grants and Contributions Paid During the Year or Approved for Future Payment |   |                                |                                  |         |
|--|---|--------------------------------|----------------------------------|---------|
| Recipient  | If recipient is an individual, show any relationship to any foundation manager or substantial contributor | Foundation status of recipient | Purpose of grant or contribution | Amount  |
| Name and address (home or business)  |   |                                |                                  |         |
| <b>a</b> <i>Paid during the year</i>   |   |                                |                                  |         |
| AMERICAN JEWISH COMMITTEE<br>165 E 56TH ST<br>NEW YORK, NY 10022   | N/A   | PC                             | General & Unrestricted           | 360     |
| AMERICAN JEWISH HISTORICAL SOCIETY<br>15 W 16TH ST - 5TH FL<br>NEW YORK, NY 10011                        | N/A   | PC                             | General & Unrestricted           | 180     |
| AMERICAN JEWISH WORLD SERVICE INC<br>45 W 36TH ST 11TH FL<br>NEW YORK, NY 10018                          | N/A   | PC                             | General & Unrestricted           | 360     |
| <b>Total . . . . .</b> ▶<br><b>3a</b>  |   |                                |                                  | 263,162 |

| Form 990PF Part XV Line 3 - Grants and Contributions Paid During the Year or Approved for Future Payment |   |                                |  |         |
|--|---|--------------------------------|--|---------|
| Recipient  | If recipient is an individual, show any relationship to any foundation manager or substantial contributor | Foundation status of recipient | Purpose of grant or contribution                     | Amount  |
| Name and address (home or business)  |   |                                |  |         |
| <b>a</b> Paid during the year  |   |                                |  |         |
| AMERICAN NATIONAL RED CROSS<br>2025 E ST NW<br>WASHINGTON, DC 20006                                      | N/A   | PC                             | Hurricane Relief Fund                                | 600     |
| AMERICAN NATIONAL RED CROSS<br>209 FARMINGTON AVE<br>FARMINGTON, CT 06032                                | N/A   | PC                             | Hurricane Harvey and Irma<br>Emergency Response Fund | 2,500   |
| AMIT CHILDREN INC817 BROADWAY<br>NEW YORK, NY 10003  | N/A   | PC                             | student scholarships Fund                            | 24,000  |
| <b>Total . . . . . ▶</b><br><b>3a</b>  |   |                                |  | 263,162 |




| Form 990PF Part XV Line 3 - Grants and Contributions Paid During the Year or Approved for Future Payment |   |                                |                                  |         |
|--|---|--------------------------------|----------------------------------|---------|
| Recipient  | If recipient is an individual, show any relationship to any foundation manager or substantial contributor | Foundation status of recipient | Purpose of grant or contribution | Amount  |
| Name and address (home or business)  |   |                                |                                  |         |
| <b>a</b> <i>Paid during the year</i>   |   |                                |                                  |         |
| ANTI-DEFAMATION LEAGUE OF BNAI BRITH - CONNECTICUT<br>1952 WHITNEY AVE 3RD FL<br>HAMDEN, CT 06517        | N/A   | PC                             | General & Unrestricted           | 1,000   |
| BOYS TOWN JERUSALEM FOUNDATION OF AMERICA INC<br>1 PENN PLZ<br>NEW YORK, NY 10119                        | N/A   | PC                             | General & Unrestricted           | 3,600   |
| CENTER FOR JEWISH HISTORY INC<br>15 W 16TH ST<br>NEW YORK, NY 10011                                      | N/A   | PC                             | General & Unrestricted           | 180     |
| <b>Total . . . . .</b> ▶<br><b>3a</b>  |   |                                |                                  | 263,162 |

| Form 990PF Part XV Line 3 - Grants and Contributions Paid During the Year or Approved for Future Payment |   |                                |                                   |         |
|--|---|--------------------------------|-----------------------------------|---------|
| Recipient  | If recipient is an individual, show any relationship to any foundation manager or substantial contributor | Foundation status of recipient | Purpose of grant or contribution  | Amount  |
| Name and address (home or business)  |   |                                |                                   |         |
| <b>a</b> <i>Paid during the year</i>   |   |                                |                                   |         |
| CHABAD CENTER AT UNIVERSITY OF COLORADO INC<br>909 14TH ST STE 104<br>BOULDER, CO 80302                  | N/A   | PC                             | Friday Night Student Dinner Fund  | 250     |
| CHABAD JEWISH CENTER OF MISSION VIEJO<br>24041 MARGUERITE PKWY<br>MISSION VIEJO, CA 92692                | N/A   | PC                             | Hardship Assistance Grant Program | 500     |
| CHAI LIFELINE INC151 W 30TH ST<br>NEW YORK, NY 10001   | N/A   | PC                             | Camp Scholarships Fund            | 12,000  |
| <b>Total . . . . .</b> ►<br><b>3a</b>  |   |                                |                                   | 263,162 |

| Form 990PF Part XV Line 3 - Grants and Contributions Paid During the Year or Approved for Future Payment |   |                                |  |         |
|--|---|--------------------------------|--|---------|
| Recipient  | If recipient is an individual, show any relationship to any foundation manager or substantial contributor | Foundation status of recipient | Purpose of grant or contribution                   | Amount  |
| Name and address (home or business)  |   |                                |  |         |
| <b>a</b> <i>Paid during the year</i>   |   |                                |  |         |
| CHILDRENS HOSPITAL COLORADO FOUNDATION<br>13123 E 16TH AVE BOX 045<br>AURORA, CO 80045                   | N/A   | PC                             | Children's Hospital Emergency Eating Disorder Fund | 1,000   |
| COALITION FOR THE HOMELESS<br>1300 S 4TH ST<br>LOUISVILLE, KY 40208                                      | N/A   | PC                             | General & Unrestricted                             | 360     |
| COOPERATIVE FOR ASSISTANCE AND RELIEF EVERYWHERE I<br>151 ELLIS ST NE<br>ATLANTA, GA 30303               | N/A   | PC                             | General & Unrestricted                             | 360     |
| <b>Total . . . . .</b> ▶<br><b>3a</b>  |   |                                |  | 263,162 |

| Form 990PF Part XV Line 3 - Grants and Contributions Paid During the Year or Approved for Future Payment |   |                                |   |         |
|--|---|--------------------------------|---|---------|
| Recipient  | If recipient is an individual, show any relationship to any foundation manager or substantial contributor | Foundation status of recipient | Purpose of grant or contribution          | Amount  |
| Name and address (home or business)  |   |                                |   |         |
| <b>a</b> <i>Paid during the year</i>   |   |                                |   |         |
| DELRAY ORTHODOX SYNAGOGUE INC<br>7319 W ATLANTIC AVE<br>DELRAY BEACH, FL 33446                           | N/A   | PC                             | yahrzeit, sisterhood and membership funds | 1,500   |
| DOCTORS WITHOUT BORDERS USA INC<br>40 RECTOR ST 16TH FL<br>NEW YORK, NY 10006                            | N/A   | PC                             | General & Unrestricted                    | 3,600   |
| DOROT INC171 W 85TH ST<br>NEW YORK, NY 10024   | N/A   | PC                             | General & Unrestricted                    | 360     |
| <b>Total . . . . . ▶</b><br><b>3a</b>  |   |                                |   | 263,162 |


| Form 990PF Part XV Line 3 - Grants and Contributions Paid During the Year or Approved for Future Payment     |   |                                |                                  |         |
|--|---|--------------------------------|----------------------------------|---------|
| Recipient  | If recipient is an individual, show any relationship to any foundation manager or substantial contributor | Foundation status of recipient | Purpose of grant or contribution | Amount  |
| Name and address (home or business)  |   |                                |                                  |         |
| <b>a</b> <i>Paid during the year</i>   |   |                                |                                  |         |
| FISHER HOUSE FOUNDATION INC<br>111 ROCKVILLE PIKE STE 420<br>ROCKVILLE, MD 20850                             | N/A   | PC                             | General & Unrestricted           | 2,000   |
| FOUNDATION FOR CONSERVATIVE<br>MASORTI-JUDAISM IN ISR<br>475 RIVERSIDE DR STE 832<br>NEW YORK, NY 10115      | N/A   | PC                             | General & Unrestricted           | 72      |
| FRIENDS OF THE ISRAEL DEFENSE<br>FORCES - LOS ANGELES<br>6505 WILSHIRE BLVD STE 625<br>LOS ANGELES, CA 90048 | N/A   | PC                             | EGOZ College Scholarship Fund    | 2,500   |
| <b>Total . . . . .</b> ▶<br><b>3a</b>  |   |                                |                                  | 263,162 |

| Form 990PF Part XV Line 3 - Grants and Contributions Paid During the Year or Approved for Future Payment   |   |                                |                                  |         |
|--|---|--------------------------------|----------------------------------|---------|
| Recipient  | If recipient is an individual, show any relationship to any foundation manager or substantial contributor | Foundation status of recipient | Purpose of grant or contribution | Amount  |
| Name and address (home or business)  |   |                                |                                  |         |
| <b>a</b> <i>Paid during the year</i>   |   |                                |                                  |         |
| FRIENDS OF YAD SARAH INC<br>445 PARK AVE STE 1702<br>NEW YORK, NY 10022                                    | N/A   | PC                             | General & Unrestricted           | 3,600   |
| GOVERNMENT ACCOUNTABILITY PROJECT INC<br>1612 K ST NW<br>WASHINGTON, DC 20006                              | N/A   | PC                             | General & Unrestricted           | 360     |
| HADASSAH THE WOMENS ZIONIST ORGANIZATION OF AMERIC<br>40 WALL ST<br>NEW YORK, NY 10005                     | N/A   | PC                             | Parkinson /Epilepsy Fund         | 1,000   |
| <b>Total . . . . .</b>  |   |                                |                                  | 263,162 |
| <b>3a</b>  |   |                                |                                  |         |

| Form 990PF Part XV Line 3 - Grants and Contributions Paid During the Year or Approved for Future Payment |   |                                |                                  |         |
|--|---|--------------------------------|----------------------------------|---------|
| Recipient  | If recipient is an individual, show any relationship to any foundation manager or substantial contributor | Foundation status of recipient | Purpose of grant or contribution | Amount  |
| Name and address (home or business)  |   |                                |                                  |         |
| <b>a</b> <i>Paid during the year</i>   |   |                                |                                  |         |
| HIAS INC411 5TH AVE 10TH FL<br>NEW YORK, NY 10016  | N/A   | PC                             | General & Unrestricted           | 360     |
| HILLEL THE FOUNDATION FOR JEWISH<br>CAMPUS LIFE<br>800 8TH ST NW<br>WASHINGTON, DC 20001                 | N/A   | PC                             | General & Unrestricted           | 1,000   |
| HILLEL THE FOUNDATION FOR JEWISH<br>CAMPUS LIFE<br>54 N EAGLEVILLE RD<br>STORRS, CT 06268                | N/A   | PC                             | Shelichim program                | 5,000   |
| <b>Total . . . . .</b> ►<br><b>3a</b>  |   |                                |                                  | 263,162 |

| Form 990PF Part XV Line 3 - Grants and Contributions Paid During the Year or Approved for Future Payment |   |                                |                                  |         |
|--|---|--------------------------------|----------------------------------|---------|
| Recipient  | If recipient is an individual, show any relationship to any foundation manager or substantial contributor | Foundation status of recipient | Purpose of grant or contribution | Amount  |
| Name and address (home or business)  |   |                                |                                  |         |
| <b>a</b> <i>Paid during the year</i>   |   |                                |                                  |         |
| HOLE IN THE WALL GANG FUND INC<br>555 LONG WHARF DR<br>NEW HAVEN, CT 06511                               | N/A   | PC                             | General & Unrestricted           | 2,500   |
| HOLOCAUST AND HUMAN RIGHTS EDUCATION CENTER<br>4 W RED OAK LN STE 330<br>WHITE PLAINS, NY 10604          | N/A   | PC                             | General & Unrestricted           | 360     |
| INTERNATIONAL RESCUE COMMITTEE INC<br>122 E 42ND ST 12TH FL<br>NEW YORK, NY 10168                        | N/A   | PC                             | General & Unrestricted           | 360     |
| <b>Total . . . . .</b> ►<br><b>3a</b>  |   |                                |                                  | 263,162 |




| Form 990PF Part XV Line 3 - Grants and Contributions Paid During the Year or Approved for Future Payment   |   |                                |   |         |
|--|---|--------------------------------|---|---------|
| Recipient  | If recipient is an individual, show any relationship to any foundation manager or substantial contributor | Foundation status of recipient | Purpose of grant or contribution  | Amount  |
| Name and address (home or business)  |   |                                |   |         |
| <b>a</b> <i>Paid during the year</i>   |   |                                |   |         |
| ISRAEL EMERGENCY ALLIANCE<br>6505 WILSHIRE BLVD 5TH FL<br>LOS ANGELES, CA 90048                            | N/A   | PC                             | General & Unrestricted  | 1,800   |
| JEWISH AGENCY FOR ISRAEL-NORTH AMERICAN COUNCIL<br>633 3RD AVE 32ND FL STE C<br>NEW YORK, NY 10017         | N/A   | PC                             | Amigour Holocaust survivors and elderly Funds in the Derech HaShalom Sheltered Home in Tel Aviv | 25,000  |
| JEWISH AGENCY FOR ISRAEL-NORTH AMERICAN COUNCIL<br>633 3RD AVE 32ND FL STE C<br>NEW YORK, NY 10017         | N/A   | PC                             | Lone Soldier Program  | 1,800   |
| <b>Total . . . . .</b>  |   |                                |   | 263,162 |
| <b>3a</b>  |   |                                |   |         |

| Form 990PF Part XV Line 3 - Grants and Contributions Paid During the Year or Approved for Future Payment |   |                                |  |         |
|--|---|--------------------------------|--|---------|
| Recipient  | If recipient is an individual, show any relationship to any foundation manager or substantial contributor | Foundation status of recipient | Purpose of grant or contribution   | Amount  |
| Name and address (home or business)  |   |                                |  |         |
| <b>a</b> <i>Paid during the year</i>   |   |                                |  |         |
| JEWISH AGENCY FOR ISRAEL-NORTH AMERICAN COUNCIL<br>633 3RD AVE 32ND FL STE C<br>NEW YORK, NY 10017       | N/A   | PC                             | Passover Seder Fund for New Olim Program   | 1,000   |
| JEWISH AGENCY FOR ISRAEL-NORTH AMERICAN COUNCIL<br>633 3RD AVE 32ND FL STE C<br>NEW YORK, NY 10017       | N/A   | PC                             | Derech Eretz Project   | 1,000   |
| JEWISH AGENCY FOR ISRAEL-NORTH AMERICAN COUNCIL<br>633 3RD AVE 32ND FL STE C<br>NEW YORK, NY 10017       | N/A   | PC                             | Youth Futures, Esther Romm Rose Garden, Teenagers Before Parents, and Desert Sports Challenge Programs | 37,000  |
| <b>Total . . . . . ▶</b><br><b>3a</b>  |   |                                |  | 263,162 |


| Form 990PF Part XV Line 3 - Grants and Contributions Paid During the Year or Approved for Future Payment |   |                                |   |         |
|--|---|--------------------------------|---|---------|
| Recipient  | If recipient is an individual, show any relationship to any foundation manager or substantial contributor | Foundation status of recipient | Purpose of grant or contribution                | Amount  |
| Name and address (home or business)  |   |                                |   |         |
| <b>a</b> <i>Paid during the year</i>   |   |                                |   |         |
| JEWISH FAMILY SERVICE OF GREATER NEW HAVEN INC<br>1440 WHALLEY AVE STE 2<br>NEW HAVEN, CT 06515          | N/A   | PC                             | Hardship Assistance Grant Program               | 875     |
| JEWISH FAMILY SERVICE OF GREATER NEW HAVEN INC<br>1440 WHALLEY AVE STE 2<br>NEW HAVEN, CT 06515          | N/A   | PC                             | SOS Program and Homelessness Prevention Program | 2,198   |
| JEWISH FEDERATION AND FAMILY SERVICES OF ORANGE CO<br>1 FEDERATION WAY STE 210<br>IRVINE, CA 92603       | N/A   | PC                             | Lion of Judah Program                           | 5,000   |
| <b>Total . . . . . ▶</b><br><b>3a</b>  |   |                                |   | 263,162 |

| Form 990PF Part XV Line 3 - Grants and Contributions Paid During the Year or Approved for Future Payment |   |                                |                                     |         |
|--|---|--------------------------------|-------------------------------------|---------|
| Recipient  | If recipient is an individual, show any relationship to any foundation manager or substantial contributor | Foundation status of recipient | Purpose of grant or contribution    | Amount  |
| Name and address (home or business)  |   |                                |                                     |         |
| <b>a</b> <i>Paid during the year</i>   |   |                                |                                     |         |
| JEWISH FOUNDATION OF GREATER NEW HAVEN INC<br>360 AMITY RD<br>WOODBIDGE, CT 06525                        | N/A   | SO I                           | Send-A-Kid to Camp Scholarship Fund | 500     |
| JEWISH NATIONAL FUND -KEREN KAYEMETH LEISRAEL- INC<br>78 RANDALL AVE<br>ROCKVILLE CTR, NY 11570          | N/A   | PC                             | Specials In Uniform Program         | 2,400   |
| LEUKEMIA & LYMPHOMA SOCIETY INC<br>3 INTERNATIONAL DR STE 200<br>RYE BROOK, NY 10573                     | N/A   | PC                             | General & Unrestricted              | 50      |
| <b>Total . . . . .</b> ▶<br><b>3a</b>  |   |                                |                                     | 263,162 |

| Form 990PF Part XV Line 3 - Grants and Contributions Paid During the Year or Approved for Future Payment   |   |                                |  |         |
|--|---|--------------------------------|--|---------|
| Recipient  | If recipient is an individual, show any relationship to any foundation manager or substantial contributor | Foundation status of recipient | Purpose of grant or contribution   | Amount  |
| Name and address (home or business)  |   |                                |  |         |
| <b>a</b> <i>Paid during the year</i>   |   |                                |  |         |
| NORTH AMERICAN CONFERENCE ON ETHIOPIAN JEWRY INC<br>255 W 36TH ST RM 701<br>NEW YORK, NY 10018             | N/A   | PC                             | Morris and Sylvia Trachten Girl's Empowerment Program                                    | 24,000  |
| NORTH AMERICAN CONFERENCE ON ETHIOPIAN JEWRY INC<br>255 W 36TH ST RM 701<br>NEW YORK, NY 10018             | N/A   | PC                             | Seminar Kibbutzim College for Ethiopian Women for scholarship fund and to purchase books | 10,000  |
| P E F ISRAEL ENDOWMENT FUNDS INC<br>630 3RD AVE 15TH FL<br>NEW YORK, NY 10017                              | N/A   | PC                             | Derech Eretz Program   | 3,000   |
| <b>Total . . . . .</b>  |   |                                |  | 263,162 |
| <b>3a</b>  |   |                                |  |         |

| Form 990PF Part XV Line 3 - Grants and Contributions Paid During the Year or Approved for Future Payment |   |                                |   |         |
|--|---|--------------------------------|---|---------|
| Recipient  | If recipient is an individual, show any relationship to any foundation manager or substantial contributor | Foundation status of recipient | Purpose of grant or contribution  | Amount  |
| Name and address (home or business)  |   |                                |   |         |
| <b>a</b> <i>Paid during the year</i>   |   |                                |   |         |
| SAVE THE CHILDREN FEDERATION INC<br>501 KINGS HWY E STE 400<br>FAIRFIELD, CT 06825                       | N/A   | PC                             | Save the Children Federation Inc Donor Fund and Emergency Fund for Hurricanes Harvey and Irma | 1,000   |
| SOUTHEAST CENTER FOR JUDAISM INC<br>9550 E BELLEVIEW AVE<br>GREENWOOD VLG, CO 80111                      | N/A   | PC                             | Aish Denver Center for Jewish Learning  | 1,500   |
| THE JEWISH FEDERATION OF GREATER NEW HAVEN INC<br>360 AMITY RD<br>WOODBIDGE, CT 06525                    | N/A   | PC                             | 2017 Campaign   | 50,000  |
| <b>Total . . . . .</b> ►<br><b>3a</b>  |   |                                |   | 263,162 |

| Form 990PF Part XV Line 3 - Grants and Contributions Paid During the Year or Approved for Future Payment |   |                                |  |         |
|--|---|--------------------------------|--|---------|
| Recipient  | If recipient is an individual, show any relationship to any foundation manager or substantial contributor | Foundation status of recipient | Purpose of grant or contribution       | Amount  |
| Name and address (home or business)  |   |                                |  |         |
| <b>a</b> <i>Paid during the year</i>   |   |                                |  |         |
| THE JEWISH FEDERATION OF GREATER NEW HAVEN INC<br>360 AMITY RD<br>WOODBIDGE, CT 06525                    | N/A   | PC                             | post fire capital campaign for the JCC | 5,000   |
| THE JEWISH FOUNDATION FOR THE RIGHTEOUS INC<br>305 7TH AVE 19TH FLR<br>NEW YORK, NY 10001                | N/A   | PC                             | General & Unrestricted                 | 72      |
| THE SHALOM HARTMAN INSTITUTE OF NORTH AMERICA<br>ONE PENN PLZ STE 1606<br>NEW YORK, NY 10119             | N/A   | PC                             | General & Unrestricted                 | 180     |
| <b>Total . . . . . ▶</b><br><b>3a</b>  |   |                                |  | 263,162 |

| Form 990PF Part XV Line 3 - Grants and Contributions Paid During the Year or Approved for Future Payment   |   |                                |                                   |         |
|--|---|--------------------------------|-----------------------------------|---------|
| Recipient  | If recipient is an individual, show any relationship to any foundation manager or substantial contributor | Foundation status of recipient | Purpose of grant or contribution  | Amount  |
| Name and address (home or business)  |   |                                |                                   |         |
| <b>a</b> <i>Paid during the year</i>   |   |                                |                                   |         |
| UNION OF CONCERNED SCIENTISTS INC<br>2 BRATTLE SQ STE 6<br>CAMBRIDGE, MA 02138                             | N/A   | PC                             | General & Unrestricted            | 360     |
| UNIVERSITY OF CONNECTICUT ALUMNI ASSOCIATION<br>2384 ALUMNI DR<br>STORRS, CT 06268                         | N/A   | PC                             | General & Unrestricted            | 50      |
| WESTCHESTER JEWISH COMMUNITY SERVICES INC<br>845 N BROADWAY<br>WHITE PLAINS, NY 10603                      | N/A   | PC                             | Hardship Assistance Grant Program | 670     |
| <b>Total . . . . .</b>  |   |                                |                                   | 263,162 |
| <b>3a</b>  |   |                                |                                   |         |



| Form 990PF Part XV Line 3 - Grants and Contributions Paid During the Year or Approved for Future Payment |   |                                |                                  |         |
|--|---|--------------------------------|----------------------------------|---------|
| Recipient  | If recipient is an individual, show any relationship to any foundation manager or substantial contributor | Foundation status of recipient | Purpose of grant or contribution | Amount  |
| Name and address (home or business)  |   |                                |                                  |         |
| <b>a</b> Paid during the year  |   |                                |                                  |         |
| WESTCHESTER JEWISH COUNCIL INC<br>701 WESTCHESTER AVE STE 203E<br>WHITE PLAINS, NY 10604                 | N/A   | PC                             | Charitable Event                 | 1,000   |
| WESTVILLE SYNAGOGUE<br>74 W PROSPECT ST<br>NEW HAVEN, CT 06515   | N/A   | PC                             | Yahrzeit Plaque Fund             | 2,000   |
| ZIONIST ORGANIZATION OF AMERICA<br>633 3RD AVE STE 31-B<br>NEW YORK, NY 10017                            | N/A   | PC                             | General & Unrestricted           | 1,500   |
| <b>Total . . . . . ▶</b><br><b>3a</b>  |   |                                |                                  | 263,162 |

**Note:** To capture the full content of this document, please select landscape mode (11" x 8.5") when printing.

## **TY 2017 Depreciation Schedule**

**Name:** The Morris & Sylvia Trachten Family  
Foundation

**EIN:** 22-2518063

**TY 2017 Investments Corporate Bonds Schedule**

**Name:** The Morris & Sylvia Trachten Family  
Foundation

**EIN:** 22-2518063

**Investments Corporate Bonds Schedule**

| <b>Name of Bond</b>            | <b>End of Year Book Value</b> | <b>End of Year Fair Market Value</b> |
|--------------------------------|-------------------------------|--------------------------------------|
| ANHEUSER-BUSCH - 3.700% - 02/0 | 17,855                        | 17,694                               |
| WELLS FARGO - 3.000% - 02/19/2 | 25,691                        | 25,783                               |
| U S BANCORP - 3.600% - 09/11/2 | 27,167                        | 26,934                               |
| KREDITANSTALT FUR WIEDERAUFBAU | 25,694                        | 25,606                               |
| BP GROUP PLC - 3.279% - 09/19/ | 26,106                        | 26,311                               |
| GOLDMAN SACHS GROUP INC - 4.00 | 37,516                        | 37,769                               |
| STATE STREET - 2.550% - 08/18/ | 36,640                        | 36,239                               |
| ORACLE CORP - 3.400% - 07/08/2 | 40,513                        | 40,492                               |
| APPLE INC - 1.550% - 08/04/202 | 38,768                        | 37,889                               |

**TY 2017 Investments Corporate Stock Schedule**

**Name:** The Morris & Sylvia Trachten Family  
Foundation  
**EIN:** 22-2518063

| Name of Stock                  | End of Year Book Value | End of Year Fair Market Value |
|--------------------------------|------------------------|-------------------------------|
| WESCO INTL INC                 | 129                    | 136                           |
| CHARLES RIV LABORATORIES INTL  | 464                    | 438                           |
| PS BUSINESS PARKS, INC         | 444                    | 500                           |
| ARCBEST CORPORATION            | 153                    | 143                           |
| CHEMED CORP                    | 1,004                  | 1,458                         |
| PRICELINE.COM INCORPORATED     | 7,538                  | 10,426                        |
| U.S. PHYSICAL THERAPY INC      | 495                    | 505                           |
| AGCO CP                        | 501                    | 500                           |
| CHOICE HOTELS INTERNATIONAL IN | 491                    | 543                           |
| HELMERICH PAYNE                | 448                    | 517                           |
| DORMAN PRODUCTS INC            | 623                    | 550                           |
| RE MAX HOLDINGS INC            | 502                    | 437                           |
| EVEREST RE GROUP LTD           | 2,187                  | 2,213                         |
| LHC GROUP                      | 492                    | 613                           |
| TREE.COM, INC                  | 1,676                  | 3,405                         |
| FIRST AMERICAN CORP            | 542                    | 560                           |
| RENAISSANCERE HOLDINGS LTD     | 1,536                  | 1,381                         |
| EURONET WORLDWIDE INC          | 1,057                  | 927                           |
| TRANSUNION COM USD0.01         | 519                    | 605                           |
| CANTEL MEDICAL CORPORATION     | 862                    | 1,132                         |
| C&J ENERGY SERVICES INC        | 361                    | 368                           |
| LANDSTAR SYSTEM                | 1,008                  | 1,249                         |
| ENCORE CAPITAL GROUP INC       | 561                    | 505                           |
| ALPHABET INC CL A              | 8,910                  | 12,641                        |
| FIRST INTERSTATE BANCSYSTEM IN | 493                    | 481                           |
| AMERICAN AXLE & MFG HOLDINGS I | 234                    | 221                           |
| FORTINET INC                   | 510                    | 568                           |
| EVERCORE PARTNERS INC          | 933                    | 1,170                         |
| ALPHABET INC CL C              | 10,024                 | 13,603                        |
| EMCOR GROUP INC                | 918                    | 1,145                         |

| Name of Stock                  | End of Year Book Value | End of Year Fair Market Value |
|--------------------------------|------------------------|-------------------------------|
| POTLATCH CORP                  | 741                    | 699                           |
| INTEGRA LIFESCIENCES HOLDINGS  | 401                    | 670                           |
| BERKSHIRE HILLS BANCORP INC    | 497                    | 512                           |
| HERITAGE INSURANCE HOLDINGS IN | 254                    | 252                           |
| NEOGEN CORPORATION             | 991                    | 1,233                         |
| WABCO HOLDINGS INC             | 1,817                  | 2,153                         |
| WATTS WATER TECHNOLOGIES INC   | 971                    | 1,139                         |
| VARONIS SYSTEMS INC            | 645                    | 728                           |
| CIMPRESS NV                    | 1,405                  | 1,798                         |
| L3 TECHNOLOGIES, INC           | 2,545                  | 2,968                         |
| BIOGEN INC                     | 4,498                  | 5,097                         |
| PERKIN ELMER INC               | 1,033                  | 1,170                         |
| INGREDION INC                  | 1,987                  | 2,237                         |
| MASONITE INTERNATIONAL CORPORA | 1,025                  | 1,186                         |
| BANCORPSOUTH BANK              | 495                    | 503                           |
| GEN DYNAMICS CP                | 2,441                  | 3,459                         |
| HUNTSMAN CORP                  | 544                    | 566                           |
| GARDNER DENVER INC             | 489                    | 577                           |
| LULULEMON ATHLETICA INC        | 1,047                  | 1,336                         |
| AAC TEC HOLDINGS ADR           | 1,202                  | 3,039                         |
| SMITH A O CORP DEL COM         | 989                    | 1,103                         |
| COSTCO WHOLESALE CORPORATION   | 3,160                  | 3,536                         |
| EQT CORPORATION                | 1,085                  | 1,081                         |
| CBOE HOLDINGS INC              | 1,674                  | 2,367                         |
| STATE BANK FINANCIAL CORP      | 497                    | 567                           |
| BERRY PLASTICS GROUP INC       | 1,056                  | 1,115                         |
| 3M CO                          | 3,555                  | 4,707                         |
| UNITED STATES STEEL CORP       | 506                    | 704                           |
| PULTE GROUP INC                | 549                    | 665                           |
| JONES LANG LASALLE             | 2,357                  | 2,979                         |

| Name of Stock                 | End of Year Book Value | End of Year Fair Market Value |
|-------------------------------|------------------------|-------------------------------|
| REGENERON PHARMACEUTICALS INC | 8,196                  | 7,519                         |
| CONCHO RESOURCES INC          | 2,509                  | 3,004                         |
| AMEDISYS INC - COMMON STOCK   | 1,009                  | 1,107                         |
| F M C CP                      | 1,520                  | 1,988                         |
| E*TRADE FINANCIAL CORP        | 838                    | 1,091                         |
| CUMMINS INC                   | 3,533                  | 3,886                         |
| BURLINGTON STORES, INC        | 2,091                  | 2,707                         |
| UNITEDHEALTH GROUP INC        | 3,019                  | 5,071                         |
| VISTEON CORP                  | 1,879                  | 2,878                         |
| HANCOCK HOLDING COMPANY       | 999                    | 1,139                         |
| KIMBERLY CLARK CORP           | 3,112                  | 2,896                         |
| CIGNA                         | 3,421                  | 5,077                         |
| MSC INDUSTRIAL DRCT           | 2,390                  | 2,417                         |
| PINNACLE ENTERTAINMENT INC    | 545                    | 818                           |
| ROLLINS INC                   | 1,003                  | 1,163                         |
| ANSYS INC                     | 2,443                  | 3,837                         |
| MERITAGE CORPORATION          | 1,064                  | 1,331                         |
| POPULAR, INC.                 | 1,128                  | 923                           |
| MARINEMAX INC                 | 540                    | 491                           |
| HILL-ROM HOLDINGS, INC        | 1,512                  | 2,192                         |
| NRG YIELD INC CL C            | 544                    | 510                           |
| ANTHEM INC                    | 3,795                  | 6,075                         |
| GOLDMAN SACHS GROUP           | 5,308                  | 7,133                         |
| NETEASE.COM INC COM STK       | 2,956                  | 9,662                         |
| PHILLIPS 66                   | 2,218                  | 2,832                         |
| ALLERGAN PLC                  | 7,060                  | 4,580                         |
| RESMED INC                    | 2,231                  | 2,456                         |
| MONOLITHIC POWER SYSTEMS, INC | 2,664                  | 3,258                         |
| BIOVERATIV INC                | 1,797                  | 1,564                         |
| TRIMBLE NAV LTD               | 1,073                  | 1,219                         |

| Name of Stock                  | End of Year Book Value | End of Year Fair Market Value |
|--------------------------------|------------------------|-------------------------------|
| FEDEX CORPORATION              | 5,522                  | 7,486                         |
| MANHATTAN ASSOCIATES INC       | 951                    | 1,486                         |
| NUCOR CP                       | 1,526                  | 1,907                         |
| PACKAGING CORP AMER            | 2,839                  | 3,617                         |
| RALPH LAUREN CORP              | 2,714                  | 3,111                         |
| HOME DEPOT INC                 | 4,592                  | 6,254                         |
| ALIGN TECHNOLOGY, INC          | 3,148                  | 7,332                         |
| VIRTUSA CORPORATION            | 1,104                  | 1,499                         |
| WASH REAL EST INV TR MARYLAND  | 1,062                  | 1,089                         |
| BGC PARTNERS INC               | 527                    | 529                           |
| JACOBS ENGINEERNG GP           | 1,911                  | 2,309                         |
| COWEN GROUP INC                | 553                    | 478                           |
| HALYARD HEALTH, INC            | 1,320                  | 1,616                         |
| CELANESE CORPORATION           | 3,115                  | 3,855                         |
| DRIL QUIP INC                  | 2,218                  | 1,717                         |
| BECTON DICKINSON & CO          | 6,327                  | 7,920                         |
| FIFTH THIRD BANCORP            | 559                    | 1,123                         |
| BOYD GAMING CORP               | 997                    | 1,297                         |
| LGI HOMES INC                  | 1,670                  | 2,776                         |
| CHUBB LIMITED                  | 3,783                  | 5,407                         |
| CBS CORP CL B                  | 2,119                  | 2,242                         |
| HOLLYFRONTIER CORP             | 1,389                  | 1,946                         |
| DECKERS OUTDOOR CORPORATION    | 2,456                  | 3,130                         |
| CATHAY GENERAL BANCORP         | 1,452                  | 1,645                         |
| CAPITAL ONE FINANCIAL CORP     | 2,857                  | 3,983                         |
| O'REILLY AUTOMOTIVE INC        | 10,292                 | 9,622                         |
| TJX COMPANIES INC              | 2,830                  | 3,058                         |
| PROGRESS SOFTWARE CORP         | 1,316                  | 1,703                         |
| SIGNET GROUP PLC SPONS ADR NAS | 2,541                  | 2,319                         |
| ANDEAVOR                       | 3,525                  | 4,688                         |

| Name of Stock                  | End of Year Book Value | End of Year Fair Market Value |
|--------------------------------|------------------------|-------------------------------|
| WILLIAMS SONOMA INC            | 2,215                  | 2,171                         |
| ISTAR FINANCIAL INC            | 507                    | 475                           |
| BANCO MACRO BANSUD             | 1,769                  | 4,983                         |
| SYNTEL INC                     | 1,076                  | 989                           |
| LEGG MASON INC                 | 1,655                  | 1,847                         |
| XYLEM INC                      | 2,178                  | 3,001                         |
| MCCORMICK & CO                 | 4,433                  | 4,586                         |
| SOUTHWEST AIRLINES             | 2,725                  | 3,011                         |
| FIVE BELOW INC                 | 2,023                  | 3,117                         |
| ECOLAB INC                     | 5,982                  | 6,575                         |
| SYNOPSYS, INC                  | 2,925                  | 4,177                         |
| ENERGEN CRP COM                | 2,702                  | 2,821                         |
| BROADRIDGE FINANCIAL           | 3,415                  | 4,438                         |
| WINGSTOP INC                   | 1,672                  | 1,910                         |
| WALT DISNEY HOLDINGS CO        | 4,742                  | 5,376                         |
| QIAGEN NV                      | 1,523                  | 1,577                         |
| WPX ENERGY INC                 | 546                    | 718                           |
| ALCOA INC                      | 1,876                  | 2,801                         |
| NORTHROP GRUMMAN CORP          | 11,345                 | 15,959                        |
| UNITED TECHNOLOGIES CORP       | 5,339                  | 6,889                         |
| XL GROUP LTD                   | 2,239                  | 1,934                         |
| UNITED NATURAL FOODS, INC      | 2,234                  | 2,710                         |
| NATIONAL INSTRUMENTS CORPORATI | 1,905                  | 2,290                         |
| ORCHID ISLAND CAPITAL INC      | 548                    | 510                           |
| NETAPP, INC                    | 2,209                  | 3,098                         |
| TIME WARNER INC                | 4,386                  | 5,122                         |
| TOLL BROTHERS INC              | 2,185                  | 2,689                         |
| PACWEST BANCORP                | 3,067                  | 2,822                         |
| PBF ENERGY INC                 | 1,584                  | 2,021                         |
| WEST PHARMA SVCS INC           | 5,335                  | 5,723                         |



| Name of Stock                  | End of Year Book Value | End of Year Fair Market Value |
|--------------------------------|------------------------|-------------------------------|
| ASSURED GUARANTY LTD           | 1,824                  | 1,964                         |
| LABORATORY CORP AMER HLDGS     | 7,913                  | 9,411                         |
| SPIRIT AEROSYSTEMS HOLDINGS CL | 4,053                  | 5,148                         |
| LIBERTY LATIN AMERICA          | 2,196                  | 1,174                         |
| METHANEX CORPORATION           | 2,301                  | 3,694                         |
| CRH PLC - AMERICAN DEPOSITARY  | 2,174                  | 2,201                         |
| MTGE INVESTMENT CORP REIT      | 906                    | 1,129                         |
| HENRY SCHEIN INC               | 5,357                  | 4,402                         |
| HENGAN INTL GRP ADR            | 3,072                  | 3,538                         |
| EATON CORP PLC                 | 4,607                  | 5,057                         |
| DIAGEO PLC ADS                 | 7,128                  | 9,346                         |
| GARTNER INC                    | 6,323                  | 7,882                         |
| DXC TECHNOLOGY COMPANY         | 2,493                  | 6,074                         |
| ACCENTURE PLC                  | 7,360                  | 9,951                         |
| DOLLAR GENERAL CORP            | 5,023                  | 6,046                         |
| PEPSICO INC                    | 7,133                  | 7,915                         |
| BRUKER CORPORATION             | 1,520                  | 2,334                         |
| HDFC BANK LTD ADR              | 6,025                  | 7,015                         |
| COCA-COLA EUROPEAN PARTNERS PL | 2,483                  | 2,750                         |
| CELGENE CORP                   | 7,487                  | 7,305                         |
| CAN IMPERIAL BK OF COMMERCE    | 6,225                  | 6,916                         |
| WALGREENS BOOTS ALLIANCE       | 6,142                  | 5,229                         |
| CADENCE DESIGN SYSTEMS INC     | 1,879                  | 3,053                         |
| DISCOVER FINL SVCS COM         | 3,819                  | 5,615                         |
| AMER INTERNATIONAL GROUP INC   | 4,704                  | 4,409                         |
| ZIONS BANCORP                  | 3,226                  | 3,812                         |
| NEW YORK MORTGAGE TRUST INC    | 511                    | 475                           |
| WESTROCK COMPANY               | 2,949                  | 4,867                         |
| GILEAD SCIENCES INC            | 6,517                  | 5,588                         |
| DELTA AIR LINES INC            | 3,287                  | 4,368                         |

| Name of Stock                  | End of Year Book Value | End of Year Fair Market Value |
|--------------------------------|------------------------|-------------------------------|
| MASTERCARD INC                 | 7,567                  | 11,957                        |
| WEIBO CORPORATION              | 7,617                  | 8,277                         |
| CANADIAN PACIFIC RAILWAY LTD   | 12,199                 | 14,621                        |
| WPP PLC NEW/ADR                | 8,857                  | 7,245                         |
| CNOOC LTD ADS                  | 8,715                  | 11,485                        |
| DIAMONDBACK ENERGY INC         | 7,133                  | 10,226                        |
| SINOPHARM GROUP CO             | 1,674                  | 1,785                         |
| PHILIPPINE LONG DISTANCE ADR   | 5,067                  | 2,527                         |
| MARATHON PETROLEUM CORP        | 3,472                  | 5,542                         |
| AVERY DENNISON CORP            | 6,460                  | 9,878                         |
| RAYTHEON CO                    | 11,994                 | 16,155                        |
| EBAY INC                       | 2,310                  | 3,246                         |
| SHIRE PLC                      | 15,401                 | 13,495                        |
| KUBOTA CORPORATION             | 6,326                  | 8,585                         |
| BERKSHIRE HATHAWAY INC. CLASS  | 11,808                 | 17,840                        |
| TERADYNE INC                   | 2,173                  | 3,810                         |
| SYNCHRONY FINANCIAL            | 2,947                  | 3,514                         |
| AUTOMATIC DATA PROCESSING INC  | 8,276                  | 10,781                        |
| SANOFI-AVENTIS SPONSORED ADR   | 3,760                  | 3,999                         |
| SQUARE INC                     | 2,300                  | 3,224                         |
| BORG WARNER INC                | 3,530                  | 4,802                         |
| HEALTHCARE SVCS GROUP INC      | 3,646                  | 4,956                         |
| PROPETRO HOLDING CORP          | 1,581                  | 1,895                         |
| OIL CO LUKOIL PJSC SPON ADR RE | 5,748                  | 5,534                         |
| APPLE INC                      | 10,655                 | 16,246                        |
| PAYPAL HOLDINGS, INC           | 3,285                  | 7,215                         |
| HITACHI LTD                    | 4,594                  | 7,726                         |
| TE CONNECTIVITY LTD            | 6,478                  | 9,694                         |
| FACEBOOK INC                   | 9,785                  | 18,175                        |
| STEEL DYNAMICS INC             | 2,906                  | 4,486                         |

| Name of Stock                  | End of Year Book Value | End of Year Fair Market Value |
|--------------------------------|------------------------|-------------------------------|
| ADOBE SYSTEMS, INC             | 9,591                  | 18,225                        |
| ENN ENERGY HOLDINGS LIMITED    | 2,797                  | 3,006                         |
| CENTENNIAL RESOURCE DEV INC CL | 2,126                  | 2,119                         |
| ROYAL DUTCH SHELL CL A         | 6,829                  | 7,405                         |
| BIDVEST GROUP LTD ADR          | 3,856                  | 3,914                         |
| SHINHAN FINL GROUP CO LTD      | 3,939                  | 5,197                         |
| VISA INC                       | 8,369                  | 12,884                        |
| ALLSCRIPTS HEALTHCARE SOLUTION | 1,360                  | 1,688                         |
| ARAMARK                        | 4,568                  | 5,172                         |
| PT TELEKOM. IND. TBK ADR       | 2,871                  | 3,995                         |
| TWENTY FIRST CENTURY FOX COMPA | 3,814                  | 4,351                         |
| KASIKORNBANK PUB CO LTD ADR CM | 3,005                  | 3,757                         |
| DOLLAR TREE INC                | 10,714                 | 13,843                        |
| CSL LTD                        | 5,508                  | 7,227                         |
| BHP BILLITON SP ADR            | 3,953                  | 5,400                         |
| BARRICK GOLD CORP COM          | 1,489                  | 1,953                         |
| ZOETIS INC                     | 7,633                  | 9,942                         |
| QUEST DIAGNOSTICS              | 10,302                 | 13,690                        |
| KOOKMIN BANK                   | 4,645                  | 8,425                         |
| MGIC INVESTMENT CORP           | 1,530                  | 2,060                         |
| MICROSOFT CORP                 | 9,543                  | 12,745                        |
| BBA AVIATION PLC ADR           | 2,420                  | 3,581                         |
| TENARIS SA-ADR                 | 4,188                  | 4,938                         |
| MARVELL TECH GROUP             | 2,738                  | 3,371                         |
| RED ELECTRICA DE ESPANA SA     | 1,685                  | 1,757                         |
| CHECK POINT SOFTWARE TECHNOLOG | 13,282                 | 16,372                        |
| EDISON INTL                    | 12,248                 | 10,182                        |
| CARDINAL HEALTH INC            | 13,487                 | 9,987                         |
| KOC HOLDINGS AS UNSP/ADR       | 4,145                  | 4,031                         |
| CLICKS GROUP LIMITED           | 2,100                  | 4,948                         |

| Name of Stock                  | End of Year Book Value | End of Year Fair Market Value |
|--------------------------------|------------------------|-------------------------------|
| HSBC HOLDINGS PLC              | 7,069                  | 8,676                         |
| CHARLES SCHWAB CORP            | 4,641                  | 8,733                         |
| COMCAST CORP                   | 5,548                  | 6,889                         |
| LOWES COMPANIES INC            | 13,717                 | 15,986                        |
| COUSINS PROPERTIES INC         | 1,490                  | 1,610                         |
| SCHLUMBERGER LTD               | 14,535                 | 11,861                        |
| OCCIDENTAL PETROLEUM CORP      | 12,873                 | 13,038                        |
| CHURCH & DWIGHT                | 8,851                  | 8,880                         |
| CARNIVAL CORP PLC              | 8,343                  | 11,798                        |
| CANADIAN NATL RAILWAY CO       | 9,806                  | 14,685                        |
| BNP PARIBAS SPONS ADR          | 4,958                  | 6,686                         |
| ALLSTATE CORP                  | 12,283                 | 18,848                        |
| KEYCORP                        | 3,280                  | 3,651                         |
| IMPERIAL HOLDINGS LTD ADR      | 3,241                  | 3,904                         |
| LVMH MOET HENN UNSP            | 6,317                  | 10,860                        |
| MARSH AND MCLENNAN COMPANIES I | 12,337                 | 15,139                        |
| WASTE MANAGEMENT INC           | 12,300                 | 16,138                        |
| INFOSYS TECH LTD SPD ADR       | 2,783                  | 3,033                         |
| BAIDU.COM - ADR                | 31,361                 | 43,797                        |
| SEMEN INDONESIA USNP ADR EACH  | 3,158                  | 2,882                         |
| NOVARTIS AG ADR                | 14,961                 | 15,868                        |
| SASOL LTD                      | 6,563                  | 6,534                         |
| EXPRESS SCRIPTS HOLDING CO     | 15,890                 | 14,406                        |
| EQUITY RESIDENTIAL PPTYS TR    | 12,359                 | 12,435                        |
| SHOPRITE HOLDINGS LTD          | 3,011                  | 3,501                         |
| NIKE INC-CL B                  | 10,140                 | 12,322                        |
| NEDBANK GROUP LTD S/ADR        | 3,299                  | 4,135                         |
| DBS GROUP HLDGS SPON ADR       | 9,657                  | 15,007                        |
| TRI POINTE HOMES INC COM       | 2,581                  | 3,620                         |
| WELLS FARGO & CO               | 11,143                 | 12,437                        |

| Name of Stock                  | End of Year Book Value | End of Year Fair Market Value |
|--------------------------------|------------------------|-------------------------------|
| DASSAULT SYS SA SPN ADR        | 15,129                 | 21,844                        |
| JOHNSON & JOHNSON              | 20,468                 | 29,201                        |
| ING GROUP N V SPONSORED ADR    | 2,408                  | 3,877                         |
| ARYZTA AG - UNSPON ADR         | 4,597                  | 4,162                         |
| LIFE HEALTHCARE GR UNSPON ADR  | 2,167                  | 2,018                         |
| MICRO FOCUS INTERNATIONAL PLC  | 6,570                  | 7,121                         |
| PRUDENTIAL PLC SC              | 7,363                  | 10,816                        |
| FLEXTRONICS INTERNATIONAL      | 2,265                  | 3,850                         |
| CHINA SHENHUA ADR              | 2,017                  | 2,242                         |
| JGC CORP ADR                   | 8,711                  | 8,405                         |
| JP MORGAN CHASE                | 12,922                 | 23,634                        |
| CHEVRON CORP                   | 22,361                 | 27,667                        |
| YPF SOCIEDAD ANONIMA           | 4,017                  | 5,109                         |
| ASPEN PHARMACARE HOLDINGS LTD  | 4,860                  | 4,904                         |
| UNILEVER PLC AMER              | 9,564                  | 12,396                        |
| BAYERISCHE MOTOREN WERKE AG AD | 7,126                  | 7,766                         |
| HALLIBURTON COMPANY            | 9,681                  | 10,996                        |
| CITIGROUP INC                  | 10,882                 | 16,891                        |
| ATLAS COPCO AB A SHS ADR       | 5,884                  | 9,827                         |
| HP INC                         | 4,411                  | 4,979                         |
| MONOTARO CO., LTD              | 4,763                  | 7,718                         |
| CVS CAREMARK CORP              | 22,951                 | 17,763                        |
| ABBOTT LABS                    | 10,932                 | 14,153                        |
| SONOVA HOLDING AG AD           | 6,049                  | 7,750                         |
| BANK NEW YORK MELLON CORP COM  | 9,812                  | 13,573                        |
| GRUPO FIN ADR                  | 6,186                  | 6,977                         |
| PARK 24 CO LTD                 | 7,473                  | 6,120                         |
| BB&T CP                        | 9,595                  | 12,877                        |
| COMPANHIA SANEA ADS            | 2,731                  | 2,727                         |
| ARCHER DANIELS MDLND           | 11,425                 | 10,501                        |

| Name of Stock                  | End of Year Book Value | End of Year Fair Market Value |
|--------------------------------|------------------------|-------------------------------|
| TURKCELL ILETISIM HIZMETLERI A | 2,497                  | 2,713                         |
| STARBUCKS CORP COM             | 15,280                 | 15,621                        |
| DOWDUPONT INC                  | 14,501                 | 19,514                        |
| KOMATSU LTD                    | 6,570                  | 10,072                        |
| SANLAM LTD SPONSORED ADR       | 2,758                  | 3,914                         |
| GRIFOLS SA REP 1/2 CL B        | 4,847                  | 6,463                         |
| FRESENIUS MED CAR AG           | 11,566                 | 15,029                        |
| AMERICA MOVIL SA               | 4,099                  | 4,922                         |
| AT&T, INC                      | 9,952                  | 11,197                        |
| MONDELEZ INTERNATIONAL INC     | 12,194                 | 12,326                        |
| VODACOM GROUP LIMITE           | 3,341                  | 3,399                         |
| CEMEX SA DE CV A ADS           | 2,809                  | 2,205                         |
| GILDAN ACTIVEWEAR INC          | 8,001                  | 9,787                         |
| INTEL CORP                     | 9,875                  | 14,033                        |
| KIMBERLY CLARK                 | 4,528                  | 2,672                         |
| BRITISH AMERICAN TOBACCO PLC   | 18,296                 | 20,834                        |
| REGIONS FINANCIAL CORP         | 4,414                  | 5,409                         |
| SAP AKTIENGESELL ADS           | 25,713                 | 35,506                        |
| L'OREAL ADR                    | 11,481                 | 14,214                        |
| MITSUBISHI ESTATE CO ADR       | 7,712                  | 5,577                         |
| STANDARD BANK GROUP SPON ADR   | 2,480                  | 5,408                         |
| MERCK & CO INC                 | 19,660                 | 20,032                        |
| ZURICH INS GROU ADR            | 8,328                  | 10,826                        |
| CONOCOPHILLIPS                 | 14,956                 | 19,706                        |
| COMML INTL BK S/ADR            | 1,755                  | 1,583                         |
| CA INC                         | 11,314                 | 12,147                        |
| TURK TELEKOMUNIKAS             | 1,303                  | 1,258                         |
| SYSMEX CORP UNSP ASDR          | 9,610                  | 14,833                        |
| VERIZON COMMUNICATIONS         | 19,208                 | 20,378                        |
| GAZPROM PJSC SPON ADR EA REP 2 | 2,508                  | 1,702                         |

| Name of Stock                  | End of Year Book Value | End of Year Fair Market Value |
|--------------------------------|------------------------|-------------------------------|
| AKBANK TURK ANONIM SIRKETI ADR | 2,167                  | 1,997                         |
| ENGIE                          | 5,089                  | 6,662                         |
| BB SEGURIDADE                  | 3,958                  | 3,377                         |
| INFINEON TECH ADS              | 9,337                  | 10,666                        |
| PT ASTRA INTL ADR              | 4,376                  | 4,866                         |
| NESTLE S.A                     | 28,857                 | 34,044                        |
| GLAXOSMITHKLINE PLC            | 16,352                 | 14,259                        |
| VODAFONE GROUP PLC             | 12,235                 | 12,951                        |
| AKZO NOBEL NV-ADR              | 8,664                  | 11,860                        |
| BALFOUR BEATTY PLC             | 2,845                  | 3,534                         |
| MOBILE TELSYS OJSC             | 6,915                  | 4,484                         |
| NASPERS LTD N SPONS ADR        | 11,839                 | 25,696                        |
| ASTRAZENECA                    | 13,120                 | 15,858                        |
| BP PLC SPONSORED ADR           | 16,147                 | 19,376                        |
| SYMRISE AG UNSPONSORED         | 7,213                  | 10,030                        |
| MANULIFE FIN CORP              | 7,597                  | 9,888                         |
| SSE PLC SPON ADR               | 10,916                 | 8,795                         |
| SBERBANK SPONSORED ADR         | 2,421                  | 8,396                         |
| CHINA MOBILE HGK LTD           | 28,437                 | 25,017                        |
| CHINA CONSTRUCT UNSPON ADR     | 7,324                  | 9,225                         |
| BANCO DO BRASIL S A SPONSORED  | 4,318                  | 4,873                         |
| WOOLWORTHS HOLDINGS LTD        | 3,754                  | 2,830                         |
| PT BK MANDIR PRS UNSP/ADR      | 4,088                  | 6,473                         |
| TAKEDA PHARMACEUTICAL CO LTD   | 15,190                 | 15,818                        |
| FUCHS PETROLUB SE              | 5,944                  | 7,466                         |
| SK TELECOM ADS ADS             | 13,490                 | 16,216                        |
| ALFA LAVAL AB                  | 9,074                  | 13,965                        |
| ROYAL DUTCH SHEL PLC SPONS ADR | 31,309                 | 41,793                        |
| CIELO SA ADR                   | 5,154                  | 4,443                         |
| CISCO SYSTEMS INC              | 19,763                 | 25,355                        |

| Name of Stock                  | End of Year Book Value | End of Year Fair Market Value |
|--------------------------------|------------------------|-------------------------------|
| BASF AG SPONS ADR              | 14,372                 | 18,240                        |
| PFIZER INC                     | 22,567                 | 25,100                        |
| ORACLE CORP                    | 27,775                 | 32,765                        |
| AMBEV SA                       | 4,522                  | 4,554                         |
| LOCALIZA RENT A CAR SA         | 1,856                  | 4,956                         |
| BANK OF AMERICA CORP           | 11,668                 | 22,170                        |
| ICICI BK LTD ADS               | 5,324                  | 7,356                         |
| ABB LTD                        | 17,265                 | 21,376                        |
| AIA GROUP LTD ADR              | 17,835                 | 27,358                        |
| WEICHAI POWER CO LTD           | 4,383                  | 7,000                         |
| JAPAN AIRLINES                 | 12,741                 | 15,887                        |
| BANCO ITAU HOLDING FINANCIERA  | 6,917                  | 10,803                        |
| FANUC LIMITED UNSPONSORED      | 13,737                 | 20,434                        |
| BAYER A G SPONSORED ADR        | 23,098                 | 27,048                        |
| ALLIANZ SE ADR                 | 14,682                 | 21,086                        |
| VOLKSWAGEN AG SPONS ADR        | 26,391                 | 37,326                        |
| TAIWAN SEMICONDUCTOR MFG CO LT | 22,305                 | 37,945                        |
| EAST JAPAN RAILWAY C           | 13,958                 | 15,684                        |
| L'AIR LIQUIDE ADR OTC          | 21,163                 | 24,556                        |
| AVIVA PLC                      | 11,101                 | 13,491                        |
| MARATHON OIL CORP COM          | 14,358                 | 16,642                        |
| SCHNEIDER ELEC UNSP/ADR        | 13,802                 | 18,086                        |
| ROCHE HOLDING LTD ADR          | 34,755                 | 34,612                        |
| ENCANA CORP                    | 12,950                 | 16,996                        |
| VANGUARD MID-CAP ETF           | 172,701                | 200,130                       |
| SUMITOMO MITSUI FINCL GRP      | 9,522                  | 12,183                        |
| KDDI CP UNSP ADR               | 19,983                 | 18,320                        |
| ISHARES BARCLAYS TIPS BOND FUN | 168,908                | 170,664                       |
| ISHARES TRUST RUSSELL 1000 VAL | 161,219                | 191,235                       |
| COMPAGNIE FINANCIERE RICHEMONT | 11,180                 | 16,344                        |



| <b>Name of Stock</b>           | <b>End of Year Book Value</b> | <b>End of Year Fair Market Value</b> |
|--------------------------------|-------------------------------|--------------------------------------|
| BARCLAYS PLC ADR               | 18,079                        | 20,710                               |
| BANCO BILBAO ARG SA            | 13,189                        | 17,017                               |
| TURKIYE GARANTI BANK           | 5,750                         | 6,687                                |
| CAIXABANK                      | 2,686                         | 4,583                                |
| HARDING, LOEVNER FUNDS, INC. E | 132,218                       | 191,473                              |
| LLOYDS BANKING GROUP PLC       | 11,644                        | 12,626                               |
| ISHARES TRUST RUSSELL 1000 GRO | 402,722                       | 518,517                              |
| WESTERN ASSET MACRO OPPORTUNIT | 118,286                       | 122,453                              |
| AQR STYLE PREMIA ALT FD CL I   | 126,530                       | 118,650                              |
| MATTHEWS JAPAN FUND            | 214,915                       | 277,799                              |
| AQR LONG-SHORT EQUITY FUND CLA | 172,929                       | 185,205                              |
| LOCORR MANAGED FUTURES STRATEG | 126,531                       | 126,820                              |
| BATS SERIES C PORTFOLIO        | 195,329                       | 196,834                              |
| BATS SERIES M PORTFOLIO        | 242,287                       | 237,761                              |
| CENTER COAST MLP FOCUS FD INST | 255,812                       | 188,897                              |
| EATON VANCE INCOME FD OF BOSTO | 197,001                       | 188,241                              |

**TY 2017 Investments Government Obligations Schedule**

**Name:** The Morris & Sylvia Trachten Family  
Foundation

**EIN:** 22-2518063

**US Government Securities - End  
of Year Book Value:**

235,008

**US Government Securities - End  
of Year Fair Market Value:**

233,915

**State & Local Government  
Securities - End of Year Book  
Value:**

**State & Local Government  
Securities - End of Year Fair  
Market Value:**

**TY 2017 Other Expenses Schedule**

**Name:** The Morris & Sylvia Trachten Family  
Foundation

**EIN:** 22-2518063

**Other Expenses Schedule**

| Description                | Revenue and<br>Expenses per<br>Books | Net Investment<br>Income | Adjusted Net<br>Income | Disbursements for<br>Charitable<br>Purposes |
|----------------------------|--------------------------------------|--------------------------|------------------------|---|
| Administrative Fees        | 24,068                               |                          |                        | 24,068                                      |
| Bank Charges               | 1,888                                | 1,888                    |                        |   |
| State or Local Filing Fees | 50                                   |                          |                        | 50  |

**TY 2017 Other Income Schedule**

**Name:** The Morris & Sylvia Trachten Family  
Foundation

**EIN:** 22-2518063

**Other Income Schedule**

| Description        | Revenue And<br>Expenses Per Books | Net Investment<br>Income | Adjusted Net Income |
|--------------------|-----------------------------------|--------------------------|---------------------|
| Federal Tax Refund | 30,994                            |                          |                     |
| Foreign Tax Refund | 1                                 |                          |                     |

# TY 2017 Other Professional Fees Schedule

**Name:** The Morris & Sylvia Trachten Family  
Foundation

**EIN:** 22-2518063

| Category                       | Amount | Net Investment<br>Income | Adjusted Net<br>Income | Disbursements<br>for Charitable<br>Purposes |
|--------------------------------|--------|--------------------------|------------------------|---|
| Investment Management Services | 58,906 | 58,906                   |                        |   |

**TY 2017 Taxes Schedule**

**Name:** The Morris & Sylvia Trachten Family  
Foundation

**EIN:** 22-2518063

| Category                      | Amount | Net Investment<br>Income | Adjusted Net<br>Income | Disbursements<br>for Charitable<br>Purposes |
|-------------------------------|--------|--------------------------|------------------------|---|
| 990-PF Estimated Tax for 2017 | 5,400  |                          |                        |   |
| 990-PF Excise Tax for 2016    | 1,336  |                          |                        |   |