

Part II Balance Sheets Attached schedules and amounts in the description column should be for end-of-year amounts only (See instructions)		Beginning of year	End of year	
		(a) Book Value	(b) Book Value	(c) Fair Market Value
Assets	1 Cash—non-interest-bearing	1,080,216	865,501	865,501
	2 Savings and temporary cash investments			
	3 Accounts receivable ▶ <u>527,551</u>			
	Less allowance for doubtful accounts ▶ <u>43,553</u>	566,075	483,998	483,998
	4 Pledges receivable ▶ _____			
	Less allowance for doubtful accounts ▶ _____			
	5 Grants receivable			
	6 Receivables due from officers, directors, trustees, and other disqualified persons (attach schedule) (see instructions)			
	7 Other notes and loans receivable (attach schedule) ▶ _____			
	Less allowance for doubtful accounts ▶ _____			
	8 Inventories for sale or use			
	9 Prepaid expenses and deferred charges	480,625	468,857	468,857
	10a Investments—U S and state government obligations (attach schedule)			
	b Investments—corporate stock (attach schedule)	36,047,279	39,987,339	39,987,339
	c Investments—corporate bonds (attach schedule)			
	11 Investments—land, buildings, and equipment basis ▶ _____			
Less accumulated depreciation (attach schedule) ▶ _____				
12 Investments—mortgage loans				
13 Investments—other (attach schedule)				
14 Land, buildings, and equipment basis ▶ <u>24,470,992</u>				
Less accumulated depreciation (attach schedule) ▶ <u>10,387,372</u>	11,879,809	14,083,620	14,083,620	
15 Other assets (describe ▶ _____)	3,767,498	561,773	561,773	
16 Total assets (to be completed by all filers—see the instructions Also, see page 1, item I)	53,821,502	56,451,088	56,451,088	
Liabilities	17 Accounts payable and accrued expenses	2,034,238	1,533,259	
	18 Grants payable			
	19 Deferred revenue			
	20 Loans from officers, directors, trustees, and other disqualified persons			
	21 Mortgages and other notes payable (attach schedule)	8,768,637	8,553,167	
	22 Other liabilities (describe ▶ _____)			
	23 Total liabilities (add lines 17 through 22)	10,802,875	10,086,426	
Net Assets or Fund Balances	Foundations that follow SFAS 117, check here ▶ <input checked="" type="checkbox"/> and complete lines 24 through 26 and lines 30 and 31.			
	24 Unrestricted	43,018,627	46,364,662	
	25 Temporarily restricted			
	26 Permanently restricted			
	Foundations that do not follow SFAS 117, check here ▶ <input type="checkbox"/> and complete lines 27 through 31.			
	27 Capital stock, trust principal, or current funds			
	28 Paid-in or capital surplus, or land, bldg , and equipment fund			
	29 Retained earnings, accumulated income, endowment, or other funds			
	30 Total net assets or fund balances (see instructions)	43,018,627	46,364,662	
31 Total liabilities and net assets/fund balances (see instructions) .	53,821,502	56,451,088		

Part III Analysis of Changes in Net Assets or Fund Balances		
1 Total net assets or fund balances at beginning of year—Part II, column (a), line 30 (must agree with end-of-year figure reported on prior year's return)	1	43,018,627
2 Enter amount from Part I, line 27a	2	-2,550,421
3 Other increases not included in line 2 (itemize) ▶ _____	3	5,896,456
4 Add lines 1, 2, and 3	4	46,364,662
5 Decreases not included in line 2 (itemize) ▶ _____	5	
6 Total net assets or fund balances at end of year (line 4 minus line 5)—Part II, column (b), line 30 .	6	46,364,662

Part IV Capital Gains and Losses for Tax on Investment Income

(a) List and describe the kind(s) of property sold (e g , real estate, 2-story brick warehouse, or common stock, 200 shs MLC Co)	(b) How acquired P—Purchase D—Donation	(c) Date acquired (mo , day, yr)	(d) Date sold (mo , day, yr)
1a See Additional Data Table			
b			
c			
d			
e			

(e) Gross sales price	(f) Depreciation allowed (or allowable)	(g) Cost or other basis plus expense of sale	(h) Gain or (loss) (e) plus (f) minus (g)
a See Additional Data Table			
b			
c			
d			
e			

Complete only for assets showing gain in column (h) and owned by the foundation on 12/31/69			(l) Gains (Col (h) gain minus col (k), but not less than -0-) or Losses (from col (h))
(i) F M V as of 12/31/69	(j) Adjusted basis as of 12/31/69	(k) Excess of col (i) over col (j), if any	
a See Additional Data Table			
b			
c			
d			
e			

2 Capital gain net income or (net capital loss) { If gain, also enter in Part I, line 7 If (loss), enter -0- in Part I, line 7 }	2	449,617
3 Net short-term capital gain or (loss) as defined in sections 1222(5) and (6) If gain, also enter in Part I, line 8, column (c) (see instructions) If (loss), enter -0- in Part I, line 8	3	

Part V Qualification Under Section 4940(e) for Reduced Tax on Net Investment Income

(For optional use by domestic private foundations subject to the section 4940(a) tax on net investment income)

If section 4940(d)(2) applies, leave this part blank

Was the foundation liable for the section 4942 tax on the distributable amount of any year in the base period? ☐ Yes ☐ No

If "Yes," the foundation does not qualify under section 4940(e) Do not complete this part

1 Enter the appropriate amount in each column for each year, see instructions before making any entries

(a) Base period years Calendar year (or tax year beginning in)	(b) Adjusted qualifying distributions	(c) Net value of noncharitable-use assets	(d) Distribution ratio (col (b) divided by col (c))
2016			
2015			
2014			
2013			
2012			

2 Total of line 1, column (d)	2	
3 Average distribution ratio for the 5-year base period—divide the total on line 2 by 5, or by the number of years the foundation has been in existence if less than 5 years	3	
4 Enter the net value of noncharitable-use assets for 2017 from Part X, line 5	4	
5 Multiply line 4 by line 3	5	0
6 Enter 1% of net investment income (1% of Part I, line 27b)	6	
7 Add lines 5 and 6	7	0
8 Enter qualifying distributions from Part XII, line 4	8	

If line 8 is equal to or greater than line 7, check the box in Part VI, line 1b, and complete that part using a 1% tax rate See the Part VI instructions

Part VI Excise Tax Based on Investment Income (Section 4940(a), 4940(b), 4940(e), or 4948—see instructions)

1a	Exempt operating foundations described in section 4940(d)(2), check here <input checked="" type="checkbox"/> and enter "N/A" on line 1 Date of ruling or determination letter <u>1974-01-14</u> (attach copy of letter if necessary—see instructions)	1	N/A		
b	Domestic foundations that meet the section 4940(e) requirements in Part V, check here <input type="checkbox"/> and enter 1% of Part I, line 27b				
c	All other domestic foundations enter 2% of line 27b. Exempt foreign organizations enter 4% of Part I, line 12, col (b)	2			
2	Tax under section 511 (domestic section 4947(a)(1) trusts and taxable foundations only. Others enter -0-)				
3	Add lines 1 and 2.	3			
4	Subtitle A (income) tax (domestic section 4947(a)(1) trusts and taxable foundations only. Others enter -0-)	4			
5	Tax based on investment income. Subtract line 4 from line 3. If zero or less, enter -0-	5	0		
6	Credits/Payments	7			
a	2017 estimated tax payments and 2016 overpayment credited to 2017			6a	
b	Exempt foreign organizations—tax withheld at source			6b	
c	Tax paid with application for extension of time to file (Form 8868)			6c	
d	Backup withholding erroneously withheld			6d	
7	Total credits and payments. Add lines 6a through 6d.	7			
8	Enter any penalty for underpayment of estimated tax. Check here <input type="checkbox"/> if Form 2220 is attached	8			
9	Tax due. If the total of lines 5 and 8 is more than line 7, enter amount owed ▶	9			
10	Overpayment. If line 7 is more than the total of lines 5 and 8, enter the amount overpaid ▶	10			
11	Enter the amount of line 10 to be Credited to 2018 estimated tax ▶ Refunded ▶	11			

Part VII-A Statements Regarding Activities

	Yes	No
1a During the tax year, did the foundation attempt to influence any national, state, or local legislation or did it participate or intervene in any political campaign?	1a	No
b Did it spend more than \$100 during the year (either directly or indirectly) for political purposes (see Instructions for definition)? <i>If the answer is "Yes" to 1a or 1b, attach a detailed description of the activities and copies of any materials published or distributed by the foundation in connection with the activities</i>	1b	No
c Did the foundation file Form 1120-POL for this year?	1c	No
d Enter the amount (if any) of tax on political expenditures (section 4955) imposed during the year (1) On the foundation ▶ \$ _____ (2) On foundation managers ▶ \$ _____		
e Enter the reimbursement (if any) paid by the foundation during the year for political expenditure tax imposed on foundation managers ▶ \$ _____		
2 Has the foundation engaged in any activities that have not previously been reported to the IRS? <i>If "Yes," attach a detailed description of the activities</i>	2	No
3 Has the foundation made any changes, not previously reported to the IRS, in its governing instrument, articles of incorporation, or bylaws, or other similar instruments? <i>If "Yes," attach a conformed copy of the changes</i>	3	No
4a Did the foundation have unrelated business gross income of \$1,000 or more during the year?	4a	No
b If "Yes," has it filed a tax return on Form 990-T for this year?	4b	
5 Was there a liquidation, termination, dissolution, or substantial contraction during the year? <i>If "Yes," attach the statement required by General Instruction T</i>	5	No
6 Are the requirements of section 508(e) (relating to sections 4941 through 4945) satisfied either • By language in the governing instrument, or • By state legislation that effectively amends the governing instrument so that no mandatory directions that conflict with the state law remain in the governing instrument?	6	No
7 Did the foundation have at least \$5,000 in assets at any time during the year? <i>If "Yes," complete Part II, col (c), and Part XV</i>	7	Yes
8a Enter the states to which the foundation reports or with which it is registered (see instructions) ▶ NJ _____		
b If the answer is "Yes" to line 7, has the foundation furnished a copy of Form 990-PF to the Attorney General (or designate) of each state as required by General Instruction G? <i>If "No," attach explanation</i> .	8b	Yes
9 Is the foundation claiming status as a private operating foundation within the meaning of section 4942(j)(3) or 4942(j)(5) for calendar year 2017 or the taxable year beginning in 2017 (see instructions for Part XIV)? <i>If "Yes," complete Part XIV</i>	9	Yes
10 Did any persons become substantial contributors during the tax year? <i>If "Yes," attach a schedule listing their names and addresses</i>	10	No

Part VII-A Statements Regarding Activities (continued)

11	At any time during the year, did the foundation, directly or indirectly, own a controlled entity within the meaning of section 512(b)(13)? If "Yes," attach schedule (see instructions).	11		No
12	Did the foundation make a distribution to a donor advised fund over which the foundation or a disqualified person had advisory privileges? If "Yes," attach statement (see instructions)	12		No
13	Did the foundation comply with the public inspection requirements for its annual returns and exemption application? Website address NHAVERONJOB-HAINES ORG	13	Yes	
14	The books are in care of NOREEN HAVERON Telephone no (973) 743-0792			

Located at **250 BLOOMFIELD AVENUE Bloomfield NJ** ZIP+4 **07003**

15	Section 4947(a)(1) nonexempt charitable trusts filing Form 990-PF in lieu of Form 1041 —Check here <input type="checkbox"/> and enter the amount of tax-exempt interest received or accrued during the year 15			
16	At any time during calendar year 2017, did the foundation have an interest in or a signature or other authority over a bank, securities, or other financial account in a foreign country? See instructions for exceptions and filing requirements for FinCEN Form 114, Report of Foreign Bank and Financial Accounts (FBAR). If "Yes," enter the name of the foreign country ▶	16	Yes	No

Part VII-B Statements Regarding Activities for Which Form 4720 May Be Required

File Form 4720 if any item is checked in the "Yes" column, unless an exception applies.

1a	During the year did the foundation (either directly or indirectly)		Yes	No
	(1) Engage in the sale or exchange, or leasing of property with a disqualified person? <input type="checkbox"/> Yes <input checked="" type="checkbox"/> No			
	(2) Borrow money from, lend money to, or otherwise extend credit to (or accept it from) a disqualified person? <input type="checkbox"/> Yes <input checked="" type="checkbox"/> No			
	(3) Furnish goods, services, or facilities to (or accept them from) a disqualified person? <input type="checkbox"/> Yes <input checked="" type="checkbox"/> No			
	(4) Pay compensation to, or pay or reimburse the expenses of, a disqualified person? <input type="checkbox"/> Yes <input checked="" type="checkbox"/> No			
	(5) Transfer any income or assets to a disqualified person (or make any of either available for the benefit or use of a disqualified person)? <input type="checkbox"/> Yes <input checked="" type="checkbox"/> No			
	(6) Agree to pay money or property to a government official? (Exception. Check "No" if the foundation agreed to make a grant to or to employ the official for a period after termination of government service, if terminating within 90 days). <input type="checkbox"/> Yes <input checked="" type="checkbox"/> No			
b	If any answer is "Yes" to 1a(1)–(6), did any of the acts fail to qualify under the exceptions described in Regulations section 53.4941(d)-3 or in a current notice regarding disaster assistance (see instructions)? <input type="checkbox"/> 1b			
c	Did the foundation engage in a prior year in any of the acts described in 1a, other than excepted acts, that were not corrected before the first day of the tax year beginning in 2017? <input type="checkbox"/> 1c			No
2	Taxes on failure to distribute income (section 4942) (does not apply for years the foundation was a private operating foundation defined in section 4942(j)(3) or 4942(j)(5))			
a	At the end of tax year 2017, did the foundation have any undistributed income (lines 6d and 6e, Part XIII) for tax year(s) beginning before 2017? <input type="checkbox"/> Yes <input checked="" type="checkbox"/> No If "Yes," list the years ▶ 20____, 20____, 20____, 20____			
b	Are there any years listed in 2a for which the foundation is not applying the provisions of section 4942(a)(2) (relating to incorrect valuation of assets) to the year's undistributed income? (If applying section 4942(a)(2) to all years listed, answer "No" and attach statement—see instructions). <input type="checkbox"/> 2b			No
c	If the provisions of section 4942(a)(2) are being applied to any of the years listed in 2a, list the years here ▶ 20____, 20____, 20____, 20____			
3a	Did the foundation hold more than a 2% direct or indirect interest in any business enterprise at any time during the year? <input type="checkbox"/> Yes <input checked="" type="checkbox"/> No			
b	If "Yes," did it have excess business holdings in 2017 as a result of (1) any purchase by the foundation or disqualified persons after May 26, 1969, (2) the lapse of the 5-year period (or longer period approved by the Commissioner under section 4943(c)(7)) to dispose of holdings acquired by gift or bequest, or (3) the lapse of the 10-, 15-, or 20-year first phase holding period? (Use Schedule C, Form 4720, to determine if the foundation had excess business holdings in 2017). <input type="checkbox"/> Yes <input checked="" type="checkbox"/> No 3b			
4a	Did the foundation invest during the year any amount in a manner that would jeopardize its charitable purposes? 4a			No
b	Did the foundation make any investment in a prior year (but after December 31, 1969) that could jeopardize its charitable purpose that had not been removed from jeopardy before the first day of the tax year beginning in 2017? 4b			No

Part VII-B Statements Regarding Activities for Which Form 4720 May Be Required (Continued)

5a During the year did the foundation pay or incur any amount to (1) Carry on propaganda, or otherwise attempt to influence legislation (section 4945(e))? <input type="checkbox"/> Yes <input checked="" type="checkbox"/> No (2) Influence the outcome of any specific public election (see section 4955), or to carry on, directly or indirectly, any voter registration drive? <input type="checkbox"/> Yes <input checked="" type="checkbox"/> No (3) Provide a grant to an individual for travel, study, or other similar purposes? <input type="checkbox"/> Yes <input checked="" type="checkbox"/> No (4) Provide a grant to an organization other than a charitable, etc., organization described in section 4945(d)(4)(A)? (see instructions). <input type="checkbox"/> Yes <input checked="" type="checkbox"/> No (5) Provide for any purpose other than religious, charitable, scientific, literary, or educational purposes, or for the prevention of cruelty to children or animals? <input type="checkbox"/> Yes <input checked="" type="checkbox"/> No			
b If any answer is "Yes" to 5a(1)–(5), did any of the transactions fail to qualify under the exceptions described in Regulations section 53.4945 or in a current notice regarding disaster assistance (see instructions)? <input type="checkbox"/> Yes <input checked="" type="checkbox"/> No Organizations relying on a current notice regarding disaster assistance check here. <input type="checkbox"/>	5b		
c If the answer is "Yes" to question 5a(4), does the foundation claim exemption from the tax because it maintained expenditure responsibility for the grant? <input type="checkbox"/> Yes <input type="checkbox"/> No <i>If "Yes," attach the statement required by Regulations section 53.4945–5(d)</i>			
6a Did the foundation, during the year, receive any funds, directly or indirectly, to pay premiums on a personal benefit contract? <input type="checkbox"/> Yes <input checked="" type="checkbox"/> No b Did the foundation, during the year, pay premiums, directly or indirectly, on a personal benefit contract? <input type="checkbox"/> Yes <input checked="" type="checkbox"/> No <i>If "Yes" to 6b, file Form 8870</i>	6b		No
7a At any time during the tax year, was the foundation a party to a prohibited tax shelter transaction? <input type="checkbox"/> Yes <input checked="" type="checkbox"/> No b If yes, did the foundation receive any proceeds or have any net income attributable to the transaction? <input type="checkbox"/> Yes <input checked="" type="checkbox"/> No	7b		

Part VIII

Information About Officers, Directors, Trustees, Foundation Managers, Highly Paid Employees, and Contractors

1 List all officers, directors, trustees, foundation managers and their compensation (see instructions).				
(a) Name and address	Title, and average hours per week (b) devoted to position	(c) Compensation (If not paid, enter -0-)	(d) Contributions to employee benefit plans and deferred compensation	Expense account, (e) other allowances
See Additional Data Table				
2 Compensation of five highest-paid employees (other than those included on line 1—see instructions). If none, enter "NONE."				
(a) Name and address of each employee paid more than \$50,000	Title, and average hours per week (b) devoted to position	(c) Compensation	Contributions to employee benefit plans and deferred compensation (d)	Expense account, (e) other allowances
EVELYNE LEMMY	DIRECTOR OF NURSING	161,826	22,531	0
250 BLOOMFIELD AVENUE Bloomfield, NJ 07003	40 00			
DAVID REPOLI	FACILITY ADMINISTRAT	142,908	20,969	0
250 BLOOMFIELD AVENUE Bloomfield, NJ 07003	40 00			
DEVON GROCE	ADON	141,191	20,827	0
250 BLOOMFIELD AVENUE Bloomfield, NJ 07003	40 00			
ELIZABETH POWER	NURSE RN	106,753	17,918	0
250 BLOOMFIELD AVENUE Bloomfield, NJ 07003	40 00			
EVELYN LEKUNGE	REGISTERED NURSE	102,451	17,563	0
250 BLOOMFIELD AVENUE Bloomfield, NJ 07003	40 00			
Total number of other employees paid over \$50,000.				32
3 Five highest-paid independent contractors for professional services (see instructions). If none, enter "NONE".				
(a) Name and address of each person paid more than \$50,000	(b) Type of service		(c) Compensation	
HORIZON BLUE CROSS BLUE SHEILD	INSURANCE		906,643	
PO BOX 10130 Newark, NJ 07101				
SYNERTX	THERAPIES		441,454	
7540 NORTH 19TH AVENUE Phoenix, AZ 85021				
Novetix Corporation	Computer IT		146,705	
353 Pacific Avenue Jerses City, NJ 07005				
GENERATION PAHAMACY	PHARMACY GROUP		160,033	
85 FULTON STREET Boonton, NJ 07005				
VERICON CONSTRUCTIONCOMPANYLLC	BUILDERS		1,908,423	
1063 ROUTE 22 EAST Mountainside, NJ 07092				
Total number of others receiving over \$50,000 for professional services.				3
Part IX-A Summary of Direct Charitable Activities				
List the foundation's four largest direct charitable activities during the tax year. Include relevant statistical information such as the number of organizations and other beneficiaries served, conferences convened, research papers produced, etc.				Expenses
1 THE FOUNDATION PROVIDES HEALTH AND RESIDENT CARE FOR THE ELDERLY				12,178,094
2				
3				
4				
Part IX-B Summary of Program-Related Investments (see instructions)				
Describe the two largest program-related investments made by the foundation during the tax year on lines 1 and 2				Amount
1				
2				
All other program-related investments. See instructions.				
3				
Total. Add lines 1 through 3				

Part X Minimum Investment Return (All domestic foundations must complete this part. Foreign foundations, see instructions.)

1	Fair market value of assets not used (or held for use) directly in carrying out charitable, etc., purposes		
a	Average monthly fair market value of securities.	1a	39,133,874
b	Average of monthly cash balances.	1b	569,024
c	Fair market value of all other assets (see instructions).	1c	0
d	Total (add lines 1a, b, and c).	1d	39,702,898
e	Reduction claimed for blockage or other factors reported on lines 1a and 1c (attach detailed explanation).	1e	
2	Acquisition indebtedness applicable to line 1 assets.	2	0
3	Subtract line 2 from line 1d.	3	39,702,898
4	Cash deemed held for charitable activities. Enter 1 1/2% of line 3 (for greater amount, see instructions).	4	595,543
5	Net value of noncharitable-use assets. Subtract line 4 from line 3. Enter here and on Part V, line 4.	5	39,107,355
6	Minimum investment return. Enter 5% of line 5.	6	1,955,368

Part XI Distributable Amount (see instructions) (Section 4942(j)(3) and (j)(5) private operating foundations and certain foreign organizations check here ☒ and do not complete this part.)

1	Minimum investment return from Part X, line 6.	1	
2a	Tax on investment income for 2017 from Part VI, line 5.	2a	
b	Income tax for 2017 (This does not include the tax from Part VI).	2b	
c	Add lines 2a and 2b.	2c	
3	Distributable amount before adjustments. Subtract line 2c from line 1.	3	
4	Recoveries of amounts treated as qualifying distributions.	4	
5	Add lines 3 and 4.	5	
6	Deduction from distributable amount (see instructions).	6	
7	Distributable amount as adjusted. Subtract line 6 from line 5. Enter here and on Part XIII, line 1.	7	

Part XII Qualifying Distributions (see instructions)

1	Amounts paid (including administrative expenses) to accomplish charitable, etc., purposes		
a	Expenses, contributions, gifts, etc.—total from Part I, column (d), line 26.	1a	11,271,902
b	Program-related investments—total from Part IX-B.	1b	
2	Amounts paid to acquire assets used (or held for use) directly in carrying out charitable, etc., purposes.	2	3,109,913
3	Amounts set aside for specific charitable projects that satisfy the		
a	Suitability test (prior IRS approval required).	3a	
b	Cash distribution test (attach the required schedule).	3b	
4	Qualifying distributions. Add lines 1a through 3b. Enter here and on Part V, line 8, and Part XIII, line 4.	4	14,381,815
5	Foundations that qualify under section 4940(e) for the reduced rate of tax on net investment income. Enter 1% of Part I, line 27b (see instructions).	5	
6	Adjusted qualifying distributions. Subtract line 5 from line 4.	6	14,381,815

Note: The amount on line 6 will be used in Part V, column (b), in subsequent years when calculating whether the foundation qualifies for the section 4940(e) reduction of tax in those years.

Part XIII Undistributed Income (see instructions)

	(a) Corpus	(b) Years prior to 2016	(c) 2016	(d) 2017
1 Distributable amount for 2017 from Part XI, line 7				
2 Undistributed income, if any, as of the end of 2017				
a Enter amount for 2016 only.				
b Total for prior years 20____, 20____, 20____				
3 Excess distributions carryover, if any, to 2017				
a From 2012.				
b From 2013.				
c From 2014.				
d From 2015.				
e From 2016. 12,575,801				
f Total of lines 3a through e.	12,575,801			
4 Qualifying distributions for 2017 from Part XII, line 4 ▶ \$ 14,381,815				
a Applied to 2016, but not more than line 2a				
b Applied to undistributed income of prior years (Election required—see instructions).				
c Treated as distributions out of corpus (Election required—see instructions).				
d Applied to 2017 distributable amount.				
e Remaining amount distributed out of corpus	14,381,815			
5 Excess distributions carryover applied to 2017 (If an amount appears in column (d), the same amount must be shown in column (a))				
6 Enter the net total of each column as indicated below:				
a Corpus Add lines 3f, 4c, and 4e Subtract line 5	26,957,616			
b Prior years' undistributed income Subtract line 4b from line 2b				
c Enter the amount of prior years' undistributed income for which a notice of deficiency has been issued, or on which the section 4942(a) tax has been previously assessed.				
d Subtract line 6c from line 6b Taxable amount—see instructions				
e Undistributed income for 2016 Subtract line 4a from line 2a Taxable amount—see instructions				
f Undistributed income for 2017 Subtract lines 4d and 5 from line 1 This amount must be distributed in 2018				
7 Amounts treated as distributions out of corpus to satisfy requirements imposed by section 170(b)(1)(F) or 4942(g)(3) (Election may be required - see instructions).				
8 Excess distributions carryover from 2012 not applied on line 5 or line 7 (see instructions).				
9 Excess distributions carryover to 2018. Subtract lines 7 and 8 from line 6a	26,957,616			
10 Analysis of line 9				
a Excess from 2013.				
b Excess from 2014.				
c Excess from 2015.				
d Excess from 2016. 12,575,801				
e Excess from 2017. 14,381,815				

Part XIV Private Operating Foundations (see instructions and Part VII-A, question 9)

1a If the foundation has received a ruling or determination letter that it is a private operating foundation, and the ruling is effective for 2017, enter the date of the ruling. 1974-01-14

b Check box to indicate whether the organization is a private operating foundation described in section ☒ 4942(j)(3) or ☐ 4942(j)(5)

	Tax year	Prior 3 years			(e) Total
	(a) 2017	(b) 2016	(c) 2015	(d) 2014	
2a Enter the lesser of the adjusted net income from Part I or the minimum investment return from Part X for each year listed	773,201	746,191	773,201	783,725	3,076,318
b 85% of line 2a	657,221	634,262	657,221	666,166	2,614,870
c Qualifying distributions from Part XII, line 4 for each year listed	14,381,815	12,575,801	11,352,504	10,492,615	48,802,735
d Amounts included in line 2c not used directly for active conduct of exempt activities					
e Qualifying distributions made directly for active conduct of exempt activities. Subtract line 2d from line 2c	14,381,815	12,575,801	11,352,504	10,492,615	48,802,735
3 Complete 3a, b, or c for the alternative test relied upon					
a "Assets" alternative test—enter					
(1) Value of all assets					
(2) Value of assets qualifying under section 4942(j)(3)(B)(i)					
b "Endowment" alternative test— enter 2/3 of minimum investment return shown in Part X, line 6 for each year listed.	1,303,579	1,075,449	1,281,199	1,449,607	5,109,834
c "Support" alternative test—enter					
(1) Total support other than gross investment income (interest, dividends, rents, payments on securities loans (section 512(a)(5)), or royalties)					
(2) Support from general public and 5 or more exempt organizations as provided in section 4942(j)(3)(B)(iii).					
(3) Largest amount of support from an exempt organization					
(4) Gross investment income					

Part XV Supplementary Information (Complete this part only if the organization had \$5,000 or more in assets at any time during the year—see instructions.)

1 Information Regarding Foundation Managers:

a List any managers of the foundation who have contributed more than 2% of the total contributions received by the foundation before the close of any tax year (but only if they have contributed more than \$5,000) (See section 507(d)(2))
NONE

b List any managers of the foundation who own 10% or more of the stock of a corporation (or an equally large portion of the ownership of a partnership or other entity) of which the foundation has a 10% or greater interest
NONE

◀ ▶

2 Information Regarding Contribution, Grant, Gift, Loan, Scholarship, etc., Programs:

Check here ☐ if the foundation only makes contributions to preselected charitable organizations and does not accept unsolicited requests for funds. If the foundation makes gifts, grants, etc. (see instructions) to individuals or organizations under other conditions, complete items 2a, b, c, and d

a The name, address, and telephone number or e-mail address of the person to whom applications should be addressed
NONE
NONE
Bloomfield, NJ 07003
(973) 743-0792

b The form in which applications should be submitted and information and materials they should include
NONE

c Any submission deadlines
NONE

d Any restrictions or limitations on awards, such as by geographical areas, charitable fields, kinds of institutions, or other factors
NONE

Part XV **Supplementary Information** (continued)**3 Grants and Contributions Paid During the Year or Approved for Future Payment**

Recipient	If recipient is an individual, show any relationship to any foundation manager or substantial contributor	Foundation status of recipient	Purpose of grant or contribution	Amount
Name and address (home or business)				
a <i>Paid during the year</i>				
Total			3a	0
b <i>Approved for future payment</i>				
Total			3b	0

Enter gross amounts unless otherwise indicated		Unrelated business income		Excluded by section 512, 513, or 514		(e) Related or exempt function income (See instructions)
		(a) Business code	(b) Amount	(c) Exclusion code	(d) Amount	
1 Program service revenue						
a RESIDENT FEES				03	8,486,871	
b _____						
c _____						
d _____						
e _____						
f _____						
g Fees and contracts from government agencies						
2 Membership dues and assessments.						
3 Interest on savings and temporary cash investments						
4 Dividends and interest from securities.				03	691,185	
5 Net rental income or (loss) from real estate						
a Debt-financed property.						
b Not debt-financed property.						
6 Net rental income or (loss) from personal property						
7 Other investment income.						
8 Gain or (loss) from sales of assets other than inventory						
9 Net income or (loss) from special events						
10 Gross profit or (loss) from sales of inventory						
11 Other revenue a _____						
b _____						
c _____						
d _____						
e _____						
12 Subtotal Add columns (b), (d), and (e). .					9,178,056	
13 Total. Add line 12, columns (b), (d), and (e).						9,178,056

[illegible]

Part XVII Information Regarding Transfers To and Transactions and Relationships With Noncharitable Exempt Organizations

1 Did the organization directly or indirectly engage in any of the following with any other organization described in section 501(c) of the Code (other than section 501(c)(3) organizations) or in section 527, relating to political organizations?		Yes	No
a Transfers from the reporting foundation to a noncharitable exempt organization of			
(1) Cash.	1a(1)		No
(2) Other assets.	1a(2)		No
b Other transactions			
(1) Sales of assets to a noncharitable exempt organization.	1b(1)		No
(2) Purchases of assets from a noncharitable exempt organization.	1b(2)		No
(3) Rental of facilities, equipment, or other assets.	1b(3)		No
(4) Reimbursement arrangements.	1b(4)		No
(5) Loans or loan guarantees.	1b(5)		No
(6) Performance of services or membership or fundraising solicitations.	1b(6)		No
c Sharing of facilities, equipment, mailing lists, other assets, or paid employees.	1c		No
d If the answer to any of the above is "Yes," complete the following schedule. Column (b) should always show the fair market value of the goods, other assets, or services given by the reporting foundation. If the foundation received less than fair market value in any transaction or sharing arrangement, show in column (d) the value of the goods, other assets, or services received.			

(a) Line No	(b) Amount involved	(c) Name of noncharitable exempt organization	(d) Description of transfers, transactions, and sharing arrangements

2a Is the foundation directly or indirectly affiliated with, or related to, one or more tax-exempt organizations described in section 501(c) of the Code (other than section 501(c)(3)) or in section 527? ☐ Yes ☒ No

b If "Yes," complete the following schedule

(a) Name of organization	(b) Type of organization	(c) Description of relationship

Sign Here	Under penalties of perjury, I declare that I have examined this return, including accompanying schedules and statements, and to the best of my knowledge and belief, it is true, correct, and complete. Declaration of preparer (other than taxpayer) is based on all information of which preparer has any knowledge.		
	*****	2018-04-26	*****
	Signature of officer or trustee	Date	Title

May the IRS discuss this return with the preparer shown below (see instr)? <input type="checkbox"/> Yes <input checked="" type="checkbox"/> No

Paid Preparer Use Only	Print/Type preparer's name	Preparer's Signature	Date	Check if self-employed <input checked="" type="checkbox"/>	PTIN
	GEORGE M LINDORFF		2018-11-14		P00851805
	Firm's name ► GEORGE M LINDORFF LLC				Firm's EIN ► 47-5482774
Firm's address ► 63 RIDGEROAD Lyndhurst, NJ 07071				Phone no (551) 655-4454	

Form 990PF Part IV - Capital Gains and Losses for Tax on Investment Income - Columns a - d













List and describe the kind(s) of property sold (e g , real estate, (a) 2-story brick warehouse, or common stock, 200 shs MLC Co)	(b) How acquired P—Purchase D—Donation	(c) Date acquired (mo , day, yr)	(d) Date sold (mo , day, yr)
JANUS FUNDS	P	2015-12-17	2017-10-19
JP MORGAN	P	2015-12-17	2017-10-19
PRIME CAP ODYSSEY	P	2012-08-01	2017-09-19
VANGUARD INTL GROWTH FUND	P	2012-07-10	2017-11-21
STATE STREET FUNDS	P	2012-07-01	2017-12-31
INVESCO	P	2016-06-30	2017-12-31
NB CROSS ROADS	P	2016-09-30	2017-12-31
CLASS ACTION SUITE SETTLEMENT	P	2009-06-30	2017-12-31


Form 990PF Part IV - Capital Gains and Losses for Tax on Investment Income - Columns e - h

(e) Gross sales price	(f) Depreciation allowed (or allowable)	(g) Cost or other basis plus expense of sale	(h) Gain or (loss) (e) plus (f) minus (g)
980,000		976,379	3,621
980,000		980,528	-528
396,000		206,256	189,744
708,000		411,354	296,646
10,000		10,178	-178
103,992		119,809	-15,817
100,000		124,467	-24,467
596			596

Form 990PF Part IV - Capital Gains and Losses for Tax on Investment Income - Columns i - l

[illegible]

Form 990PF Part VIII Line 1 - List all officers, directors, trustees, foundation managers and their compensation				
(a) Name and address	Title, and average hours per week (b) devoted to position	(c) Compensation (If not paid, enter -0-)	(d) Contributions to employee benefit plans and deferred compensation	Expense account, (e) other allowances
NOREEN HAVERON 	EXECUTIVE DIRECTOR PRESIDENT 40 00	234,110	27,809	5,000
250 BLOOMFIELD AVENUE Bloomfield, NJ 07003				
JOHN REDMOND 	CHAIR 2 00	0	0	0
250 BLOOMFIELD AVENUE Bloomfield, NJ 07003				
LAWRENCE REILLY 	VICE-CHAIR 3 00	0	0	0
250 BLOOMFIELD AVENUE Bloomfield, NJ 07003				
BARBARA HURLEY 	SECRETARY 3 00	0	0	0
250 BLOOMFIELD AVENUE Bloomfield, NJ 07003				
H BARTLETT BROWN 	TREASURER 3 00	0	0	0
250 BLOOMFIELD AVENUE Bloomfield, NJ 07003				
GERALD FASANELLA 	ASSISTANT TREASURER 3 00	0	0	0
250 BLOOMFIELD AVENUE Bloomfield, NJ 07003				
JACK BRENNERS	TRUSTEE 3 00	0	0	0
250 BLOOMFIELD AVENUE Bloomfield, NJ 07003				
JOY CHESNICK	TRUSTEE 3 00	0	0	0
250 BLOOMFIELD AVENUE Bloomfield, NJ 07003				
SUSAN CLAPP	TRUSTEE 2 00	0	0	0
250 BLOOMFIELD AVENUE Bloomfield, NJ 07003				
BYRON DE VRIES 	TRUSTEE 2 00	0	0	0
250 BLOOMFIELD AVENUE Bloomfield, NJ 07003				
PEGGY DUNIGAN 	TRUSTEE 2 00	0	0	0
250 BLOOMFIELD AVENUE Bloomfield, NJ 07003				
ROBERT HICCOCK 	TRUSTEE 2 00	0	0	0
250 BLOOMFIELD AVENUE Bloomfield, NJ 07003				
JOSE L LINARES 	TRUSTEE 2 00	0	0	0
250 BLOOMFIELD AVENUE Bloomfield, NJ 07003				
GERARD MAGRINI 	TRUSTEE 2 00	0	0	0
250 BLOOMFIELD AVENUE Bloomfield, NJ 07003				
GEMMA SULLIVAN 	TRUSTEE 2 00	0	0	0
250 BLOOMFIELD AVENUE Bloomfield, NJ 07003				

Form 990PF Part VIII Line 1 - List all officers, directors, trustees, foundation managers and their compensation				
(a) Name and address	Title, and average hours per week (b) devoted to position	(c) Compensation (If not paid, enter -0-)	(d) Contributions to employee benefit plans and deferred compensation	Expense account, (e) other allowances
NOAH S YOUNG 	TRUSTEE 2 00	0	0	0
250 BLOOMFIELD AVENUE Bloomfield, NJ 07003				

TY 2017 Accounting Fees Schedule**Name:** JOB HAINES HOME FOR AGED PEOPLE**EIN:** 22-0972180**Accounting Fees Schedule**

Category	Amount	Net Investment Income	Adjusted Net Income	Disbursements for Charitable Purposes
ACCOUNTING FEES	70,163	0	70,163	70,163
AUDIT FEES	23,500	0	23,500	23,500

TY 2017 Compensation Explanation**Name:** JOB HAINES HOME FOR AGED PEOPLE**EIN:** 22-0972180

Person Name	Explanation
NOREEN HAVERON	BOARD APPROVED COMPENSATION
JOHN REDMOND	NO COMPENSATION
LAWRENCE REILLY	NO COMPENSATION
BARBARA HURLEY	NO COMPENSATION
H BARTLETT BROWN	NO COMPENSATION
GERALD FASANELLA	NO COMPENSATION
BYRON DE VRIES	NO COMPENSATION
PEGGY DUNIGAN	NO COMPENSATION
ROBERT HICCOCK	NO COMPENSATION
JOSE L LINARES	NO COMPENSATION
GERARD MAGRINI	NO COMPENSATION
GEMMA SULLIVAN	NO COMPENSATION
NOAH S YOUNG	NO COMPENSATION

TY 2017 Contractor Compensation Explanation**Name:** JOB HAINES HOME FOR AGED PEOPLE**EIN:** 22-0972180

Contractor	Explanation
HORIZON BLUE CROSS BLUE SHEILD	MEDICAL INSURANCE
SYNERTX	PHYSICAL THERAPY,OCCUPATIONAL THERAPY,SPEECH THERAPY
Novetix Corporation	Computer Engineering
GENERATION PAHAMACY	SUPPLIER OF PHARMACY GOODS AND PERSCRIPTION DRUGS
VERICON CONSTRUCTIONCOMPANYLL	CONSTRUCTION FOR REMODELING

Note: To capture the full content of this document, please select landscape mode (11" x 8.5") when printing.

TY 2017 Depreciation Schedule

Name: JOB HAINES HOME FOR AGED PEOPLE

EIN: 22-0972180

Description of Property	Date Acquired	Cost or Other Basis	Prior Years' Depreciation	Computation Method	Rate / Life (# of years)	Current Year's Depreciation Expense	Net Investment Income	Adjusted Net Income	Cost of Goods Sold Not Included
58 1710 TRANSPORTATION	2006-01-01	54,084	44,306	SL	13	4,160	0	0	
89 VAN 2007 1710	2007-09-28	22,557	22,557	SL	7	0	0	0	
1610 BUILDGINGS	1999-07-01	6,640,834	2,905,367	SL	40	166,021	0	0	
2 Additions 1610	1999-07-01	22,535	9,573	SL	40	563	0	0	
3 Additons1610	2001-07-01	23,603	9,145	SL	40	590	0	0	
4 additions 1610	2002-08-31	12,304	4,466	SL	40	308	0	0	
5 improvements 1610	2003-06-30	6,690	2,255	SL	40	167	0	0	
14 al blgs 1630	1999-12-31	1,697,848	721,585	SL	40	42,446	0	0	
15 AL BDG 1630	2000-12-31	1,264,613	537,463	SL	40	31,615	0	0	
16 BLDG 1630	2001-12-31	750,457	290,801	SL	40	18,761	0	0	
17 NU BLDG 1510	1999-07-01	3,659,803	1,601,162	SL	40	91,495	0	0	
18 ADDITIONS NU 1510	2001-06-30	5,800	2,175	SL	40	145	0	0	
19 ELECTRICAL NU 1510	2002-08-30	8,078	7,815	SL	15	263	0	0	
24 MAIN HOUSE 1410	1982-03-31	343,200	343,200	SL	25	0	0	0	
25 MAIN HS 1410	2001-06-30	180,172	65,312	SL	40	4,504	0	0	
26 MAIN HS 1410	2002-06-30	30,010	21,007	SL	40	9,003	0	0	
27 1410 MAIN HS	2003-06-30	30,740	10,374	SL	40	20,365	0	0	
29 1510 NU ELECTRICAL	2003-06-30	5,091	4,581	SL	15	339	0	0	
39 1410 MAIN HS SIDEWALKS	2005-06-30	25,510	11,990	SL	25	1,020	0	0	
41 PLUMBING 1410	2005-06-30	6,130	6,130	SL	15	0	0	0	

Description of Property	Date Acquired	Cost or Other Basis	Prior Years' Depreciation	Computation Method	Rate / Life (# of years)	Current Year's Depreciation Expense	Net Investment Income	Adjusted Net Income	Cost of Goods Sold Not Included
56 FIRE DOORS 1620	2005-06-30	7,265	7,265	SL	10	0	0	0	
63 ROOF 1610	2006-06-30	8,000	3,360	SL	25	320	0	0	
64 DOOR SECURITY 1610	2006-06-30	1,025	1,025	SL	10	0	0	0	
65 AC UNITS 1610	2006-06-30	7,019	7,019	SL	10	0	0	0	
78 ELECTRICAL MH 1410	2006-06-30	5,646	5,644	SL	30	2	0	0	
79 FIRE RESTORATION 1410	2006-06-30	18,558	0	SL	25	433	0	0	
88 BUILDING IMP MH 1410	2007-06-30	5,650	5,650	SL	10	0	0	0	
92 ROOF 1610 AL	2007-12-31	16,625	11,638	SL	10	1,662	0	0	
114 1620 computer	2012-06-30	1,263	1,263	SL	3	0	0	0	
116 1610 ROOF AND DRAINS	2008-06-30	58,650	33,243	SL	15	3,910	0	0	
117 FRONT DOORS 1610	2008-04-30	8,455	7,188	SL	10	845	0	0	
118 ELECTRIC AL 1610	2008-11-30	1,500	850	SL	15	100	0	0	
119 CARPETING 1610	2008-12-31	1,000	1,000	SL	7	0	0	0	
120 ELECTRIC 1510 NU	2008-08-15	7,902	3,988	SL	15	527	0	0	
121 AC NU 1510	2008-04-20	5,050	4,293	SL	10	505	0	0	
122 ALMARK DOORS 1510 NU	2008-04-30	8,455	7,186	SL	10	845	0	0	
129 ROOF 1520	2008-10-31	6,800	5,780	SL	10	680	0	0	
130 FOUNTAIN 1630 NU	2008-12-31	4,112	4,112	SL	7	0	0	0	
131 SUB ACCUTE 1812	2008-12-31	141,473	67,797	SL	15	9,432	0	0	
132 ROOF 1610 AL	2008-01-01	41,000	23,239	SL	15	2,733	0	0	

Description of Property	Date Acquired	Cost or Other Basis	Prior Years' Depreciation	Computation Method	Rate / Life (# of years)	Current Year's Depreciation Expense	Net Investment Income	Adjusted Net Income	Cost of Goods Sold Not Included
133 HVAC 1620 AL	2008-06-30	1,575	1,340	SL	10	157	0	0	
135 ROOF 1620	2008-10-31	14,000	11,900	SL	10	1,400	0	0	
142 ROOF 1610	2009-06-30	8,655	8,655	SL	7	0	0	0	
192 BRICKS DRAINS 1410	2011-12-31	11,300	3,943	SL	15	753	0	0	
207 1620 WALL REPAIR	2012-06-30	1,500	963	SL	7	214	0	0	
212 ROOF 1410	2013-06-30	3,054	407	SL	15	204	0	0	
7 1620 FURNITURE	1999-12-31	96,000	96,000	SL	10	0	0	0	
8 1620 TELEPHONE	1999-12-31	36,524	36,524	SL	5	0	0	0	
20 KITCHEN 1520	1999-07-01	80,000	80,000	SL	15	0	0	0	
32 CARPETING 1620	2004-06-30	4,361	4,361	SL	10	0	0	0	
69 CARPETING 1520	2006-04-20	55,608	55,608	SL	7	0	0	0	
71 FURNITURE 1620	2006-03-31	7,393	7,393	SL	7	0	0	0	
86 CURTAINS 1520	2006-06-30	10,443	10,443	SL	15	0	0	0	
94 SIGN 1610	2007-07-31	6,380	6,060	SL	10	320	0	0	
95 ELECTRIC DOORS 1610	2007-06-03	1,300	1,300	SL	10	0	0	0	
115 1420 DRAPERY	2008-04-30	10,538	8,959	SL	10	1,579	0	0	
134 FURNITURE LOBBY 1620	2008-06-30	15,586	13,239	SL	10	1,559	0	0	
136 CARPETING 1620	2008-06-30	13,819	11,745	SL	10	1,382	0	0	
146 DIRECT SUPPLY 1620	2009-06-30	8,632	8,632	SL	7	0	0	0	
147 1520 OFFICE FURNITURE	2009-06-30	3,293	3,293	SL	5	0	0	0	

Description of Property	Date Acquired	Cost or Other Basis	Prior Years' Depreciation	Computation Method	Rate / Life (# of years)	Current Year's Depreciation Expense	Net Investment Income	Adjusted Net Income	Cost of Goods Sold Not Included
151 1620 ESSEX CARPETING	2009-06-30	80,398	80,398	SL	7	0	0	0	
152 FURNITURE 1520	2009-06-30	19,319	19,319	SL	7	0	0	0	
156 SUB ACUTE 1816	2009-11-01	111,441	111,441	SL	5	0	0	0	
157 1816 EQUIPMENT	2009-11-01	39,162	39,162	SL	7	0	0	0	
158 CURTAINS 1816	2009-11-01	6,994	6,994	SL	3	0	0	0	
166 1520 OFFICE FURNITURE	2009-11-01	5,330	5,330	SL	7	0	0	0	
169 1888 CARPETING	2010-06-30	4,891	4,891	SL	5	0	0	0	
173 FIRNITURE 1520	2010-06-30	36,917	35,129	SL	7	1,788	0	0	
176 MATTRESSES 1520	2010-06-30	6,362	6,362	SL	5	0	0	0	
217 KITCHEN EQUIPMENT 1520	2013-06-30	19,467	13,627	SL	5	3,893	0	0	
218 RESTORATION 1520	2013-06-30	6,607	2,567	SL	7	944	0	0	
223 TABLES CHAIRS 1620	2013-06-30	3,604	1,261	SL	10	360	0	0	
34 COURT YARD IMP 1604	2004-06-30	106,616	88,847	SL	15	7,108	0	0	
59 NURSING IMP 1510	2005-12-31	27,561	22,967	SL	15	1,837	0	0	
60 COURT YARD 1604	2005-06-30	4,104	2,872	SL	15	274	0	0	
96 WALL AND SHRUBBS 1610	2007-11-30	5,536	5,263	SL	10	273	0	0	
105 KITCHEN TILE 1520	2006-03-31	7,393	7,393	SL	7	0	0	0	
106 hvac 1520	1999-06-30	60,000	60,000	SL	7	0	0	0	
108 PAINTING 1620	2007-06-30	2,220	2,220	SL	5	0	0	0	
109 PAINTING 1620	2007-06-30	7,000	7,000	SL	7	0	0	0	

Description of Property	Date Acquired	Cost or Other Basis	Prior Years' Depreciation	Computation Method	Rate / Life (# of years)	Current Year's Depreciation Expense	Net Investment Income	Adjusted Net Income	Cost of Goods Sold Not Included
113 WALL 1410	2007-06-30	2,900	2,900	SL	15	0	0	0	
FLOORING 1610	2009-06-30	23,732	22,769	SL	7	0	0	0	
148 OHARA ELECTRIC 1620	2009-06-30	1,360	681	SL	15	91	0	0	
154 SUB ACCUTE 1812	2009-11-01	570,983	272,928	SL	15	38,066	0	0	
155 SUB ACCUTE 1812	2009-11-01	2,533	2,533	SL	5	0	0	0	
178 DEVITA 1510	2010-06-30	74,734	32,821	SL	15	4,982	0	0	
179 DEVITA CONST 1510	2011-06-30	32,154	14,546	SL	10	3,215	0	0	
187 FRONT DESK 1885	2011-06-30	32,593	17,925	SL	10	3,259	0	0	
189 FRONT DESK 1885	2011-01-31	32,592	14,666	SL	10	3,259	0	0	
197 PAINTING 1620	2011-06-30	4,300	4,300	SL	3	0	0	0	
213 CARPET 1420	2013-06-30	3,564	1,247	SL	10	2,317	0	0	
221 1610 COOLING TOWER	2013-06-30	17,822	5,452	SL	10	1,782	0	0	
229 1886 DRAPERY AND FURN	2013-06-30	13,090	4,581	SL	10	1,309	0	0	
230 WINDOWS 1887	2013-06-30	19,780	7,065	SL	7	2,826	0	0	
61 WEBSITE DEVELOP 1850	2006-01-01	16,200	16,200	SL	7	0	0	0	
62 1850 WEBSITE DEVELOP	2006-12-31	13,690	13,690	SL	7	0	0	0	
2281883 COMPUTER PROGRAMS	2013-06-30	32,258	22,580	SL	5	6,452	0	0	
167 1810 LICENSES BEDS	2009-01-11	92,573	0	NDA	30	0	0	0	
28 KITCHEN 1620	1999-07-01	120,000	120,000	SL	15	0	0	0	
33 SECURITY SYS 1620	2004-06-30	20,834	20,834	SL	10	0	0	0	

Description of Property	Date Acquired	Cost or Other Basis	Prior Years' Depreciation	Computation Method	Rate / Life (# of years)	Current Year's Depreciation Expense	Net Investment Income	Adjusted Net Income	Cost of Goods Sold Not Included
36 DOORS AND SECURITY 1520	2005-01-01	27,674	27,674	SL	10	0	0	0	
53 HEALTH EQUIP 1620	2005-06-30	12,827	12,827	SL	10	0	0	0	
70 AC UNITS 1620	2006-06-30	8,326	8,326	SL	10	0	0	0	
72 AMAC PENDENT SYS 1620	2006-06-30	48,214	48,214	SL	07	0	0	0	
73 POWER TOOLS 1620	2006-06-30	3,548	3,548	SL	10	0	0	0	
74 STEAMER 1620	2006-06-30	3,806	3,806	SL	10	0	0	0	
139 carpet 1620	2007-06-30	14,358	14,358	SL	7	0	0	0	
140 1610 medical records	2009-06-30	8,470	4,881	SL	15	565	0	0	
143 frezzer equip 1610	2009-06-30	5,244	5,244	SL	7	0	0	0	
149 1520 copier and security	2009-06-30	33,642	33,642	SL	7	0	0	0	
150 ac and equip 1620	2009-06-30	7,425	7,425	SL	5	0	0	0	
153 freezer 1510	2009-06-30	8,227	8,227	SL	7	0	0	0	
159 equip rehab 1817	2009-11-01	13,502	13,502	SL	3	0	0	0	
160 equip 1817	2009-11-01	49,129	49,129	SL	5	0	0	0	
161 equip 1817	2009-11-01	31,210	31,210	SL	7	0	0	0	
163 equip chairs 1520	2009-06-30	4,363	4,363	SL	5	0	0	0	
165 files 1520	2009-06-30	2,240	1,680	SL	10	224	0	0	
168 boiler mh 1410	2010-06-30	55,402	24,009	SL	15	3,693	0	0	
1620 carpeting 1620	2010-06-30	46,581	44,118	SL	7	2,463	0	0	
180 1520 beds carpeting	2011-06-30	60,829	53,436	SL	7	7,393	0	0	

Description of Property	Date Acquired	Cost or Other Basis	Prior Years' Depreciation	Computation Method	Rate / Life (# of years)	Current Year's Depreciation Expense	Net Investment Income	Adjusted Net Income	Cost of Goods Sold Not Included
181 carpet 1620	2011-06-30	2,227	1,749	SL	7	318	0	0	
182 roof and appliances 1620	2011-06-30	7,999	7,999	SL	5	0	0	0	
183 1620 ac units	2011-06-30	7,445	5,852	SL	7	1,064	0	0	
184 plates 1620	2011-06-30	3,235	3,235	SL	3	0	0	0	
185 1620 security	2011-06-30	1,399	1,399	SL	3	0	0	0	
186 1620 beauty shop	2011-06-30	1,752	1,752	SL	3	0	0	0	
76 carpeting 1620	2006-06-30	20,351	20,351	SL	7	0	0	0	
77 sheveling 1420	2006-06-30	1,399	1,399	SL	10	0	0	0	
82 euipment 1520	2006-06-30	1,234	1,234	SL	10	0	0	0	
84 hot water mix 1520	2006-06-30	3,400	3,400	SL	10	0	0	0	
85 steamer 1520	2006-06-30	3,806	3,682	SL	10	0	0	0	
90 steamer 1610	2007-01-31	1,013	960	SL	10	53	0	0	
91 air conditioning 1610	2007-02-28	11,395	11,395	SL	7	0	0	0	
110 dishwasher 1620	2007-06-30	3,442	3,442	SL	10	0	0	0	
111 1620 fire cabinet	2007-06-30	1,150	1,150	SL	7	0	0	0	
112 1620 carpet ac sgn	2007-06-30	16,168	16,168	SL	7	0	0	0	
123 mccarthy beds 1520	2008-05-31	30,046	25,542	SL	10	3,005	0	0	
125 1520 medical supplies	2008-06-30	11,385	11,385	SL	7	0	0	0	
126 medical equip 1520	2008-08-31	1,154	980	SL	10	115	0	0	
137bnkitchen equip 1620	2008-10-31	3,467	3,467	SL	7	0	0	0	

Description of Property	Date Acquired	Cost or Other Basis	Prior Years' Depreciation	Computation Method	Rate / Life (# of years)	Current Year's Depreciation Expense	Net Investment Income	Adjusted Net Income	Cost of Goods Sold Not Included
188 computer systems 1882	2011-06-30	88,429	88,429	SL	5	0	0	0	
190 cameras 1520	2011-12-31	20,456	14,612	SL	7	2,922	0	0	
191 1520 locks	2011-12-31	5,902	4,215	SL	7	843	0	0	
193 3m nonitonng 1620	2011-12-31	22,377	14,052	SL	7	3,197	0	0	
194 day electrnc 1620	2011-12-31	7,200	5,145	SL	7	1,029	0	0	
195 essex locks 1620	2011-12-31	3,101	2,215	SL	7	443	0	0	
196 1620 roof top ac	2011-06-30	14,020	11,057	SL	7	2,003	0	0	
198 1610 vanous small equip	2011-10-27	1,519	1,193	SL	7	217	0	0	
199 steamer convection 1520	2012-01-10	12,918	8,303	SL	7	1,845	0	0	
200 shredder 1520	2012-01-31	752	675	SL	5	77	0	0	
201 kern sys 1520	2012-01-31	3,590	3,231	SL	5	359	0	0	
202 1620 heating sys	2012-03-31	24,958	22,463	SL	5	2,495	0	0	
203 1620 carpet	2012-06-30	9,937	8,943	SL	5	994	0	0	
204 telephone 1520	2012-06-30	14,484	13,036	SL	5	1,448	0	0	
205 1062 secunty	2012-06-30	12,065	8,961	SL	5	2,413	0	0	
206 carner roof top 1520	2012-06-30	25,988	16,710	SL	7	3,713	0	0	
208 ice machine 1520	2012-06-30	1,586	1,427	SL	5	159	0	0	
209 TELE KERRI SECURITY	2012-06-30	38,298	38,298	SL	5	0	0	0	
214 ac units 1510	2013-06-30	6,478	3,238	SL	7	925	0	0	
216 washers 1520	2013-06-30	1,226	430	SL	10	123	0	0	

Description of Property	Date Acquired	Cost or Other Basis	Prior Years' Depreciation	Computation Method	Rate / Life (# of years)	Current Year's Depreciation Expense	Net Investment Income	Adjusted Net Income	Cost of Goods Sold Not Included
219 ac compressors 1520	2013-06-30	3,784	2,216	SL	7	541	0	0	
220 1620 small equipment hvac	2013-06-30	16,994	14,035	SL	5	2,959	0	0	
222 door security 1620	2013-06-30	16,012	8,004	SL	7	2,287	0	0	
224 1620 small hvac equip	2013-06-30	13,172	6,587	SL	7	1,882	0	0	
225 tables 1620	2013-06-30	2,433	2,433	SL	3	0	0	0	
226 computer server 1882	2013-06-20	25,191	17,077	SL	5	5,038	0	0	
227 coolong tower 1884	2013-06-30	20,891	10,444	SL	7	2,984	0	0	
250 oboyle landscaping 1410	2014-06-30	3,113	890	SL	7	445	0	0	
251 thowe roofing 1410	2014-06-30	22,538	2,253	SL	20	1,127	0	0	
252 carpet 1420	2014-06-30	1,465	365	SL	10	1,099	0	0	
253 day of olde 1420	2014-06-30	1,150	288	SL	10	862	0	0	
254 adnatic roof 1510	2014-06-30	9,979	1,247	SL	20	499	0	0	
255 1510 howeroofing sidewalk	2014-06-30	8,500	1,063	SL	20	425	0	0	
256 oboyle landscaping 1510	2014-06-30	9,576	3,420	SL	7	1,368	0	0	
257 main acess 1510	2014-06-30	1,196	495	SL	5	239	0	0	
258 hvac equipment 1520	2014-06-30	9,872	2,468	SL	10	987	0	0	
259 hotwater heaters 1520	2014-06-30	4,150	1,038	SL	10	415	0	0	
260 carpet 1520	2014-06-30	1,150	410	SL	7	164	0	0	
261 electncal 1520	2014-06-30	985	245	SL	10	98	0	0	
262 wheelchairs 1520	2014-06-30	2,002	500	SL	10	200	0	0	

Description of Property	Date Acquired	Cost or Other Basis	Prior Years' Depreciation	Computation Method	Rate / Life (# of years)	Current Year's Depreciation Expense	Net Investment Income	Adjusted Net Income	Cost of Goods Sold Not Included
263 cleaning 1520	2014-06-30	999	500	SL	5	200	0	0	
264 equipment 1520	2014-06-30	5,180	2,590	SL	5	1,036	0	0	
265 equipment tools 1520	2014-06-30	1,687	843	SL	5	337	0	0	
266 restoration roof 1610	2014-06-30	9,979	1,247	SL	20	499	0	0	
267 oboyle landscap 1610	2014-06-30	3,113	1,557	SL	5	623	0	0	
268 howe roof sidewalks 1610	2014-06-30	8,500	1,063	SL	20	425	0	0	
269 1510 security	2014-06-30	1,195	504	SL	5	239	0	0	
270 windows 1610	2014-06-30	9,000	1,500	SL	15	600	0	0	
271 flooring 1620	2014-06-30	6,765	2,415	SL	7	966	0	0	
272 chairs 1620	2014-06-30	3,000	1,072	SL	7	429	0	0	
273 painting 1620	2014-06-30	7,025	2,510	SL	7	1,004	0	0	
274 compressor 1620	2014-06-30	2,640	943	SL	7	377	0	0	
275 racks 1620	2014-06-30	1,777	635	SL	7	254	0	0	
276 cleaners 1620	2014-06-30	999	357	SL	7	143	0	0	
277 security systems 1620	2014-06-30	84,777	21,195	SL	10	8,478	0	0	
278 med cards 1620	2014-06-30	612	153	SL	10	61	0	0	
278 tools plumbing 1620	2014-06-30	2,954	738	SL	10	295	0	0	
280 equipment direct supply 1620	2014-06-30	1,245	445	SL	7	178	0	0	
281 dsw equipment 1620	2014-06-30	1,363	487	SL	7	195	0	0	
282 hd supply equipment 1620	2014-06-30	3,027	1,080	SL	7	432	0	0	

Description of Property	Date Acquired	Cost or Other Basis	Prior Years' Depreciation	Computation Method	Rate / Life (# of years)	Current Year's Depreciation Expense	Net Investment Income	Adjusted Net Income	Cost of Goods Sold Not Included
283 united ref ohara electrical 1620	2014-06-30	2,095	523	SL	10	209	0	0	
284 1620 ohara electrical	2014-12-31	2,499	500	SL	10	250	0	0	
285 abbott oreily 2nd flr 1887	2014-06-30	18,262	3,044	SL	15	1,217	0	0	
286 john gherardi2nd flr 1887	2014-06-30	95,729	15,955	SL	15	6,382	0	0	
290 sueellen spullane 3rd fr 1888	2014-09-30	65,217	8,152	SL	20	3,261	0	0	
1850 website	2012-04-30	7,500	6,000	SL	5	1,500	0	0	
painting wall paper 1812	2014-11-01	15,500	2,583	SL	15	1,033	0	0	
front desk 1885	2012-06-30	22,379	10,070	SL	10	2,238	0	0	
cooling tower 1884	2012-06-30	6,965	3,482	SL	7	995	0	0	
33 to 70 small eqwuip 1520	2012-06-30	31,220	20,070	SL	7	4,460	0	0	
248 1420 JOHN GHERARDI 2ND FLR	2015-06-30	4,450	668	SL	10	445	0	0	
291 1420 NATIONAL BUSN FURNITURE	2015-06-30	460	69	SL	10	46	0	0	
292 RESTORATION BATHROOM 1510	2015-06-30	13,125	1,311	SL	15	875	0	0	
292 1510 HOWROOFING SIDEWALK	2015-06-30	12,886	1,289	SL	15	859	0	0	
293 RESTORATION ROOF 1510	2015-06-30	22,845	1,713	SL	20	1,142	0	0	
294 OBOYLE WALL 1510	2015-06-30	975	196	SL	10	97	0	0	
295 1510 floorng	2009-06-30	12,625	12,625	SL	7	0	0	0	
295 1520 BOILER PUMP	2015-06-30	2,060	441	SL	7	294	0	0	
295 1520 FURNITURE	2015-06-30	1,179	252	SL	7	168	0	0	
296 1520 CARPET	2015-06-30	2,283	489	SL	7	326	0	0	

Description of Property	Date Acquired	Cost or Other Basis	Prior Years' Depreciation	Computation Method	Rate / Life (# of years)	Current Year's Depreciation Expense	Net Investment Income	Adjusted Net Income	Cost of Goods Sold Not Included
296 1520 EQUIP MCKESSENHVACZEBLK	2015-06-30	17,870	5,361	SL	5	3,574	0	0	
297 1520 BOOT CAMP	2015-06-30	510	255	SL	3	170	0	0	
298 1610 ALARMSIDEWALK BLDG ROOF 2ND FLR	2015-06-30	59,336	4,450	SL	20	2,967	0	0	
299 1610 ALARM WL WATER PROOF STN WL	2015-06-30	12,478	3,744	SL	5	2,496	0	0	
301 1620 BATHROOM 2NF DISH	2015-06-30	103,702	15,555	SL	10	10,370	0	0	
302 1620 CARPETING ALARM PUMP DRS	2015-06-30	50,402	10,800	SL	7	7,200	0	0	
306 1890 REHAB PROJECT MAIN HOUSE	2017-06-30	3,804,463	0	SL	40	51,512	0	0	
1882 cdw amex server	2015-06-30	7,296	1,459	SL	5	1,459	0	0	
1882 integrated systems	2015-01-01	2,630	1,051	SL	5	526	0	0	
1882 integrated systems	2015-01-01	23,562	6,732	SL	7	3,366	0	0	
1610 parking lot	2007-06-30	3,500	3,500	SL	7	0	0	0	
1520 NU DINNING RM	2015-06-30	40,713	6,104	SL	10	4,071	0	0	
1520 DAYS OF OLDE	2013-06-30	6,708	2,348	SL	10	671	0	0	
1520 MEDICAL EQUIP	2013-03-31	4,661	1,631	SL	10	466	0	0	
1520 WINDOW TREATMENT	2013-06-30	11,900	4,675	SL	7	1,700	0	0	
1520 NU BATHROOM SUELLEN SPILEAN	2015-06-30	31,242	4,689	SL	10	3,124	0	0	
1520 text spreads	2012-06-30	9,507	9,507	SL	3	0	0	0	
1620 copier and small equip	2005-06-30	38,178	38,178	SL	10	0	0	0	
1410 equip	2008-06-30	1,356	1,356	SL	10	0	0	0	
1510 equip	2010-06-30	5,292	3,174	SL	10	529	0	0	

Description of Property	Date Acquired	Cost or Other Basis	Prior Years' Depreciation	Computation Method	Rate / Life (# of years)	Current Year's Depreciation Expense	Net Investment Income	Adjusted Net Income	Cost of Goods Sold Not Included
1620 3m security	2012-06-30	39,635	39,635	SL	7	0	0	0	
1890 lighting and construction	2015-05-06	17,420	1,742	SL	15	1,161	0	0	
1510 improvements	2016-06-30	9,050	453	SL	10	905	0	0	
1520 furniture	2016-06-30	16,246	1,160	SL	7	2,321	0	0	
1610 windows abbot oreilly	2016-06-30	30,863	772	SL	20	1,543	0	0	
1620 carpeting painting	2016-12-31	61,116	0	SL	7	8,731	0	0	
1620 flr scrubber	2016-12-31	7,085	0	SL	7	1,012	0	0	
1630 roofing	2016-06-30	7,250	242	SL	15	483	0	0	
1850 website	2016-06-30	9,925	0	SL	5	1,985	0	0	
1820 1st flr dining rm	2016-06-30	66,508	2,217	SL	15	4,434	0	0	
1821 1st flr cafe	2016-06-30	61,540	1,230	SL	25	2,462	0	0	
1882 computers	2016-06-30	24,043	2,404	SL	5	4,809	0	0	
1882 security cameras	2016-06-30	9,318	466	SL	10	932	0	0	
1884 cooling towers	2016-06-30	10,150	0	SL	15	677	0	0	
1620 hvac	2002-08-31	90,000	90,000	SL	10	0	0	0	
1620 small equip	2010-06-30	24,211	24,211	SL	5	0	0	0	
1620 comp copiers	2005-06-30	14,226	14,226	SL	5	0	0	0	
1620 comp	2006-06-30	5,448	5,448	SL	5	0	0	0	
1620 small equip	2003-06-30	58,543	58,543	SL	5	0	0	0	
1520 kitchen equipment	2008-06-30	2,270	2,270	SL	7	0	0	0	

Description of Property	Date Acquired	Cost or Other Basis	Prior Years' Depreciation	Computation Method	Rate / Life (# of years)	Current Year's Depreciation Expense	Net Investment Income	Adjusted Net Income	Cost of Goods Sold Not Included
1620 computers	2006-06-30	13,212	13,212	SL	5	0	0	0	
1890 FURNITURE	2017-06-30	699,152	0	SL	7	49,939	0	0	
25 IMPROVMENTS	2001-06-30	180,172	65,312	SL	40	114,860	0	0	

TY 2017 Employee Compensation Explanation**Name:** JOB HAINES HOME FOR AGED PEOPLE**EIN:** 22-0972180

Employee	Explanation
EVELYNE LEMMY	BOARD APPROVED
DAVID REPOLI	BOARD APPROVED
DEVON GROCE	BOARD APPROVED
ELIZABETH POWER	BOARD APPROVED
EVELYN LEKUNGE	BORAD APPROVED

TY 2017 Investments Corporate Stock Schedule

Name: JOB HAINES HOME FOR AGED PEOPLE

EIN: 22-0972180

Name of Stock	End of Year Book Value	End of Year Fair Market Value
CORPORATE EQUITIES BONDS	39,987,339	39,987,339

TY 2017 Legal Fees Schedule**Name:** JOB HAINES HOME FOR AGED PEOPLE**EIN:** 22-0972180

Category	Amount	Net Investment Income	Adjusted Net Income	Disbursements for Charitable Purposes
LEGAL FEES	31,258	0	31,258	31,258

TY 2017 Mortgages and Notes Payable Schedule**Name:** JOB HAINES HOME FOR AGED PEOPLE**EIN:** 22-0972180**Total Mortgage Amount:**

Item No.	1
Lender's Name	NJ EDA
Lender's Title	ST OF NJ
Relationship to Insider	NONE
Original Amount of Loan	8,768,637
Balance Due	8,553,167
Date of Note	2016-12
Maturity Date	2046-12
Repayment Terms	ANNUAL PRINCIPA
Interest Rate	3
Security Provided by Borrower	CORPORATE ASSET
Purpose of Loan	FACILITY EXPANSION and REPAIRS
Description of Lender Consideration	0
Consideration FMV	8553167

TY 2017 Other Assets Schedule

Name: JOB HAINES HOME FOR AGED PEOPLE

EIN: 22-0972180

Other Assets Schedule

Description	Beginning of Year - Book Value	End of Year - Book Value	End of Year - Fair Market Value
ASSETS WITH LIMITED USE	3,767,498	561,773	561,773

TY 2017 Other Expenses Schedule**Name:** JOB HAINES HOME FOR AGED PEOPLE**EIN:** 22-0972180**Other Expenses Schedule**

Description	Revenue and Expenses per Books	Net Investment Income	Adjusted Net Income	Disbursements for Charitable Purposes
ACTIVITY EXPENSE	25,495	0	25,495	25,495
MARKETING EXPENSES	69,512	0	69,512	69,512
AUTO AND TRAVEL	11,707	0	11,707	11,707
BAD DEBTS	25,000	0	25,000	25,000
BOOKS AND JOURNALS	1,042	0	1,042	1,042
CABLE SERVICES	15,422	0	15,422	15,422
COMPUTER EXPENSES	77,462	0	77,462	77,462
HEALTHCARE RESIDENT COSTS	435,616	0	435,616	435,616
HOUSE KEEPING	46,929	0	46,929	46,929
INSURANCE LIABILITY	193,058	0	193,058	193,058

Other Expenses Schedule

Description	Revenue and Expenses per Books	Net Investment Income	Adjusted Net Income	Disbursements for Charitable Purposes
LAUNDRY SERVICES	85,069	0	85,069	85,069
LICENSES AND DUES	30,206	0	30,206	30,206
OFFICE EXPENSES	21,183	0	21,183	21,183
OTHER ADMIN EXPENSES	54,326	0	54,236	54,236
OTHER EXECUTIVE EXPENSES	29,832	0	29,832	29,832
PROVISIONS AND SERVICES	386,646	0	386,646	386,646
REPAIRS AND MAINTENANCE	258,881	0	258,881	258,881
SECURITY AND VALET	159,424	0	159,424	159,424
SEMINARS AND EDUCATION	29,405	0	29,405	29,405
SMALL EQUIPMENT	4,022	0	4,022	4,022

Other Expenses Schedule

Description	Revenue and Expenses per Books	Net Investment Income	Adjusted Net Income	Disbursements for Charitable Purposes
TELEPHONE	48,308	0	48,308	48,308
THERAPIES	379,697	0	379,697	379,697
UTILITIES	229,379	0	229,379	229,379
SMALL FURNISHINGS	776	0	776	776

TY 2017 Other Income Schedule**Name:** JOB HAINES HOME FOR AGED PEOPLE**EIN:** 22-0972180**Other Income Schedule**

Description	Revenue And Expenses Per Books	Net Investment Income	Adjusted Net Income
ADMISSION FEES	49,455	0	49,455
PER DIEM INCOME	5,299,537	0	5,299,537
MEDICARE A	1,505,090	0	1,505,090
GIFTS LEGACIES	2,600	0	2,600
MEDICARE B	48,528	0	48,528
CO INSURANCE	232,429	0	232,429
MEDICAID	812,046	0	812,046
MEDICAID OFFSETS	219,353	0	219,353
MISCELLEANOUS	25,590	0	25,590
PRIVATE INSURANCE	292,243	0	292,243

TY 2017 Other Increases Schedule

Name: JOB HAINES HOME FOR AGED PEOPLE
EIN: 22-0972180

Description	Amount
UNREALIZED GAIN ON INVESTMENTS	5,896,456

TY 2017 Other Professional Fees Schedule**Name:** JOB HAINES HOME FOR AGED PEOPLE**EIN:** 22-0972180

Category	Amount	Net Investment Income	Adjusted Net Income	Disbursements for Charitable Purposes
BANK CHARGES	5,224	0	5,224	5,224
RVK MGMT FEES	49,910	49,910	0	49,910
CUSTODY FEES	170,513	170,513	0	170,513
PENSION ADMIN	7,692	0	7,692	7,692
HEALTHCARE RESOURCES	19,645	0	19,645	19,645
COMPUTER PROFESSIONALS	70,618	0	70,618	70,618

TY 2017 Taxes Schedule**Name:** JOB HAINES HOME FOR AGED PEOPLE**EIN:** 22-0972180

Category	Amount	Net Investment Income	Adjusted Net Income	Disbursements for Charitable Purposes
FICA	450,706	0	450,706	450,706
SUTA	56,622	0	56,622	56,622
PROVIDER ASSESSMENT	124,290	0	124,290	124,290