

For calendar year 2017, or tax year beginning 01-01-2017, and ending 12-31-2017

| | | | |
|--|--|---|---|
| Name of foundation R T VANDERBILT TRUST | | A Employer identification number 06-6040981 | |
| Number and street (or P O box number if mail is not delivered to street address) 6325 S RAINBOW BLVD STE 300 | | Room/suite | B Telephone number (see instructions) (855) 739-2921 |
| City or town, state or province, country, and ZIP or foreign postal code LAS VEGAS, NV 89118 | | C If exemption application is pending, check here <input type="checkbox"/> | |
| G Check all that apply <input type="checkbox"/> Initial return <input type="checkbox"/> Final return <input type="checkbox"/> Address change <input type="checkbox"/> Initial return of a former public charity <input type="checkbox"/> Amended return <input type="checkbox"/> Name change | | D 1. Foreign organizations, check here <input type="checkbox"/> 2 Foreign organizations meeting the 85% test, check here and attach computation <input type="checkbox"/> | |
| H Check type of organization <input checked="" type="checkbox"/> Section 501(c)(3) exempt private foundation <input type="checkbox"/> Section 4947(a)(1) nonexempt charitable trust <input type="checkbox"/> Other taxable private foundation | | E If private foundation status was terminated under section 507(b)(1)(A), check here <input type="checkbox"/> | |
| I Fair market value of all assets at end of year (from Part II, col (c), line 16) \$ 9,248,989 | | F If the foundation is in a 60-month termination under section 507(b)(1)(B), check here <input type="checkbox"/> | |
| J Accounting method <input type="checkbox"/> Cash <input type="checkbox"/> Accrual <input type="checkbox"/> Other (specify) (Part I, column (d) must be on cash basis) | | | |

| Part I Analysis of Revenue and Expenses (The total of amounts in columns (b), (c), and (d) may not necessarily equal the amounts in column (a) (see instructions)) | | (a) Revenue and expenses per books | (b) Net investment income | (c) Adjusted net income | (d) Disbursements for charitable purposes (cash basis only) |
|---|--|------------------------------------|---------------------------|-------------------------|---|
| Revenue | 1 Contributions, gifts, grants, etc , received (attach schedule) | | | | |
| | 2 Check <input checked="" type="checkbox"/> If the foundation is not required to attach Sch B | | | | |
| | 3 Interest on savings and temporary cash investments | | | | |
| | 4 Dividends and interest from securities . . . | 191,492 | 189,345 | | |
| | 5a Gross rents | | | | |
| | b Net rental income or (loss) | | | | |
| | 6a Net gain or (loss) from sale of assets not on line 10 | 328,717 | | | |
| | b Gross sales price for all assets on line 6a 1,784,483 | | | | |
| | 7 Capital gain net income (from Part IV, line 2) . . . | | 328,717 | | |
| | 8 Net short-term capital gain | | | 0 | |
| | 9 Income modifications | | | | |
| | 10a Gross sales less returns and allowances | | | | |
| Operating and Administrative Expenses | b Less Cost of goods sold | | | | |
| | c Gross profit or (loss) (attach schedule) | | | | |
| | 11 Other income (attach schedule) | | 544 | | |
| | 12 Total. Add lines 1 through 11 | 520,209 | 518,606 | | |
| | 13 Compensation of officers, directors, trustees, etc | | | | |
| | 14 Other employee salaries and wages | | 0 | 0 | 0 |
| | 15 Pension plans, employee benefits | | 0 | 0 | |
| | 16a Legal fees (attach schedule) | | | | 0 |
| | b Accounting fees (attach schedule) | 1,000 | 0 | 0 | 1,000 |
| | c Other professional fees (attach schedule) | 68,376 | 68,376 | | 0 |
| | 17 Interest | | | | 0 |
| | 18 Taxes (attach schedule) (see instructions) . . . | 9,352 | 4,874 | | 0 |
| | 19 Depreciation (attach schedule) and depletion . . . | 0 | 0 | | |
| | 20 Occupancy | | | | |
| | 21 Travel, conferences, and meetings | | 0 | 0 | |
| | 22 Printing and publications | | 0 | 0 | |
| | 23 Other expenses (attach schedule) | 13,384 | 384 | | 13,000 |
| | 24 Total operating and administrative expenses. Add lines 13 through 23 | 92,112 | 73,634 | 0 | 14,000 |
| | 25 Contributions, gifts, grants paid | 470,300 | | | 470,300 |
| | 26 Total expenses and disbursements. Add lines 24 and 25 | 562,412 | 73,634 | 0 | 484,300 |
| | 27 Subtract line 26 from line 12 | | | | |
| | a Excess of revenue over expenses and disbursements | -42,203 | | | |
| | b Net investment income (if negative, enter -0-) | | 444,972 | | |
| c Adjusted net income (if negative, enter -0-) | | | | 0 | |

| Part II Balance Sheets | | Attached schedules and amounts in the description column should be for end-of-year amounts only (See instructions.) | | |
|--|--|---|----------------|-----------------------|
| | | Beginning of year | End of year | |
| | | (a) Book Value | (b) Book Value | (c) Fair Market Value |
| Assets | 1 Cash—non-interest-bearing | | 325 | 325 |
| | 2 Savings and temporary cash investments | 1,108,783 | 419,690 | 419,690 |
| | 3 Accounts receivable ▶ _____ Less allowance for doubtful accounts ▶ _____ | | 0 | 0 |
| | 4 Pledges receivable ▶ _____ Less allowance for doubtful accounts ▶ _____ | | | |
| | 5 Grants receivable | | | |
| | 6 Receivables due from officers, directors, trustees, and other disqualified persons (attach schedule) (see instructions) | | | |
| | 7 Other notes and loans receivable (attach schedule) ▶ _____ Less allowance for doubtful accounts ▶ _____ 0 | | | |
| | 8 Inventories for sale or use | | | |
| | 9 Prepaid expenses and deferred charges | | | |
| | 10a Investments—U S and state government obligations (attach schedule) | 681,076 | 962,029 | 943,287 |
| | b Investments—corporate stock (attach schedule) | 3,846,729 | 4,030,391 | 5,835,828 |
| | c Investments—corporate bonds (attach schedule) | 937,954 | 1,112,281 | 1,143,874 |
| | 11 Investments—land, buildings, and equipment basis ▶ _____ Less accumulated depreciation (attach schedule) ▶ _____ | | | |
| | 12 Investments—mortgage loans | | | |
| | 13 Investments—other (attach schedule) | 285,962 | 285,962 | 905,985 |
| | 14 Land, buildings, and equipment basis ▶ _____ Less accumulated depreciation (attach schedule) ▶ _____ | | | |
| 15 Other assets (describe ▶ _____) | | | | |
| 16 Total assets (to be completed by all filers—see the instructions Also, see page 1, item I) | 6,860,504 | 6,810,678 | 9,248,989 | |
| Liabilities | 17 Accounts payable and accrued expenses | | | |
| | 18 Grants payable | | | |
| | 19 Deferred revenue | | | |
| | 20 Loans from officers, directors, trustees, and other disqualified persons | | | |
| | 21 Mortgages and other notes payable (attach schedule) | | | |
| | 22 Other liabilities (describe ▶ _____) | | | |
| | 23 Total liabilities (add lines 17 through 22) | | 0 | |
| Net Assets or Fund Balances | Foundations that follow SFAS 117, check here ▶ <input type="checkbox"/> and complete lines 24 through 26 and lines 30 and 31. | | | |
| | 24 Unrestricted | | | |
| | 25 Temporarily restricted | | | |
| | 26 Permanently restricted | | | |
| | Foundations that do not follow SFAS 117, check here ▶ <input checked="" type="checkbox"/> and complete lines 27 through 31. | | | |
| | 27 Capital stock, trust principal, or current funds | 6,860,504 | 6,810,678 | |
| | 28 Paid-in or capital surplus, or land, bldg , and equipment fund | | | |
| | 29 Retained earnings, accumulated income, endowment, or other funds | | | |
| 30 Total net assets or fund balances (see instructions) | 6,860,504 | 6,810,678 | | |
| 31 Total liabilities and net assets/fund balances (see instructions) . | 6,860,504 | 6,810,678 | | |

Part III Analysis of Changes in Net Assets or Fund Balances

| | | |
|--|---|-----------|
| 1 Total net assets or fund balances at beginning of year—Part II, column (a), line 30 (must agree with end-of-year figure reported on prior year's return) | 1 | 6,860,504 |
| 2 Enter amount from Part I, line 27a | 2 | -42,203 |
| 3 Other increases not included in line 2 (itemize) ▶ _____ | 3 | 4,041 |
| 4 Add lines 1, 2, and 3 | 4 | 6,822,342 |
| 5 Decreases not included in line 2 (itemize) ▶ _____ | 5 | 11,664 |
| 6 Total net assets or fund balances at end of year (line 4 minus line 5)—Part II, column (b), line 30 . | 6 | 6,810,678 |

Part IV Capital Gains and Losses for Tax on Investment Income

| (a) List and describe the kind(s) of property sold (e g , real estate, 2-story brick warehouse, or common stock, 200 shs MLC Co) | (b) How acquired P—Purchase D—Donation | (c) Date acquired (mo , day, yr) | (d) Date sold (mo , day, yr) |
|---|---|---|-------------------------------------|
| 1a See Additional Data Table | | | |
| b | | | |
| c | | | |
| d | | | |
| e | | | |

| (e) Gross sales price | (f) Depreciation allowed (or allowable) | (g) Cost or other basis plus expense of sale | (h) Gain or (loss) (e) plus (f) minus (g) |
|------------------------------------|---|--|---|
| a See Additional Data Table | | | |
| b | | | |
| c | | | |
| d | | | |
| e | | | |

| Complete only for assets showing gain in column (h) and owned by the foundation on 12/31/69 | | | (l) Gains (Col (h) gain minus col (k), but not less than -0-) or Losses (from col (h)) |
|---|---|--|---|
| (i) F M V as of 12/31/69 | (j) Adjusted basis as of 12/31/69 | (k) Excess of col (i) over col (j), if any | |
| a See Additional Data Table | | | |
| b | | | |
| c | | | |
| d | | | |
| e | | | |

| | | | |
|---|---|----------|---------|
| 2 Capital gain net income or (net capital loss) | <div> <div>If gain, also enter in Part I, line 7</div> <div>If (loss), enter -0- in Part I, line 7</div> </div> | 2 | 328,717 |
| 3 Net short-term capital gain or (loss) as defined in sections 1222(5) and (6) If gain, also enter in Part I, line 8, column (c) (see instructions) If (loss), enter -0- in Part I, line 8 | | 3 | |

Part V Qualification Under Section 4940(e) for Reduced Tax on Net Investment Income

(For optional use by domestic private foundations subject to the section 4940(a) tax on net investment income)

If section 4940(d)(2) applies, leave this part blank

Was the foundation liable for the section 4942 tax on the distributable amount of any year in the base period?



Yes



No

If "Yes," the foundation does not qualify under section 4940(e) Do not complete this part

1 Enter the appropriate amount in each column for each year, see instructions before making any entries

| (a) Base period years Calendar year (or tax year beginning in) | (b) Adjusted qualifying distributions | (c) Net value of noncharitable-use assets | (d) Distribution ratio (col (b) divided by col (c)) |
|--|--|--|---|
| 2016 | 481,534 | 9,039,616 | 0 053269 |
| 2015 | 482,130 | 9,698,996 | 0 049709 |
| 2014 | 430,975 | 10,192,229 | 0 042285 |
| 2013 | 440,933 | 8,900,027 | 0 049543 |
| 2012 | 437,433 | 8,712,530 | 0 050207 |
| 2 Total of line 1, column (d) | | | 2 0 245013 |
| 3 Average distribution ratio for the 5-year base period—divide the total on line 2 by 5, or by the number of years the foundation has been in existence if less than 5 years | | | 3 0 049003 |
| 4 Enter the net value of noncharitable-use assets for 2017 from Part X, line 5 | | | 4 8,951,639 |
| 5 Multiply line 4 by line 3 | | | 5 438,657 |
| 6 Enter 1% of net investment income (1% of Part I, line 27b) | | | 6 4,450 |
| 7 Add lines 5 and 6 | | | 7 443,107 |
| 8 Enter qualifying distributions from Part XII, line 4 | | | 8 484,300 |

If line 8 is equal to or greater than line 7, check the box in Part VI, line 1b, and complete that part using a 1% tax rate See the Part VI instructions

Part VI Excise Tax Based on Investment Income (Section 4940(a), 4940(b), 4940(e), or 4948—see instructions)

| | | | |
|-----------|---|-----------|-------|
| 1a | Exempt operating foundations described in section 4940(d)(2), check here <input type="checkbox"/> and enter "N/A" on line 1 Date of ruling or determination letter _____ (attach copy of letter if necessary—see instructions) | | |
| b | Domestic foundations that meet the section 4940(e) requirements in Part V, check here <input checked="" type="checkbox"/> and enter 1% of Part I, line 27b | 1 | 4,450 |
| c | All other domestic foundations enter 2% of line 27b. Exempt foreign organizations enter 4% of Part I, line 12, col (b) | | |
| 2 | Tax under section 511 (domestic section 4947(a)(1) trusts and taxable foundations only. Others enter -0-) | 2 | 0 |
| 3 | Add lines 1 and 2. | 3 | 4,450 |
| 4 | Subtitle A (income) tax (domestic section 4947(a)(1) trusts and taxable foundations only. Others enter -0-) | 4 | 0 |
| 5 | Tax based on investment income. Subtract line 4 from line 3. If zero or less, enter -0- | 5 | 4,450 |
| 6 | Credits/Payments | | |
| a | 2017 estimated tax payments and 2016 overpayment credited to 2017 | 6a | 5,362 |
| b | Exempt foreign organizations—tax withheld at source | 6b | |
| c | Tax paid with application for extension of time to file (Form 8868) | 6c | |
| d | Backup withholding erroneously withheld | 6d | |
| 7 | Total credits and payments. Add lines 6a through 6d. | 7 | 5,362 |
| 8 | Enter any penalty for underpayment of estimated tax. Check here <input checked="" type="checkbox"/> if Form 2220 is attached | 8 | 0 |
| 9 | Tax due. If the total of lines 5 and 8 is more than line 7, enter amount owed ▶ | 9 | |
| 10 | Overpayment. If line 7 is more than the total of lines 5 and 8, enter the amount overpaid ▶ | 10 | 912 |
| 11 | Enter the amount of line 10 to be Credited to 2018 estimated tax ▶ 912 Refunded ▶ | 11 | 0 |

Part VII-A Statements Regarding Activities

| | Yes | No |
|--|-----------|-----|
| 1a During the tax year, did the foundation attempt to influence any national, state, or local legislation or did it participate or intervene in any political campaign? | 1a | No |
| b Did it spend more than \$100 during the year (either directly or indirectly) for political purposes (see Instructions for definition)? <i>If the answer is "Yes" to 1a or 1b, attach a detailed description of the activities and copies of any materials published or distributed by the foundation in connection with the activities</i> | 1b | No |
| c Did the foundation file Form 1120-POL for this year? | 1c | No |
| d Enter the amount (if any) of tax on political expenditures (section 4955) imposed during the year (1) On the foundation ▶ \$ _____ (2) On foundation managers ▶ \$ _____ | | |
| e Enter the reimbursement (if any) paid by the foundation during the year for political expenditure tax imposed on foundation managers ▶ \$ _____ | | |
| 2 Has the foundation engaged in any activities that have not previously been reported to the IRS? <i>If "Yes," attach a detailed description of the activities</i> | 2 | No |
| 3 Has the foundation made any changes, not previously reported to the IRS, in its governing instrument, articles of incorporation, or bylaws, or other similar instruments? <i>If "Yes," attach a conformed copy of the changes</i> | 3 | No |
| 4a Did the foundation have unrelated business gross income of \$1,000 or more during the year? | 4a | No |
| b If "Yes," has it filed a tax return on Form 990-T for this year? | 4b | |
| 5 Was there a liquidation, termination, dissolution, or substantial contraction during the year? <i>If "Yes," attach the statement required by General Instruction T</i> | 5 | No |
| 6 Are the requirements of section 508(e) (relating to sections 4941 through 4945) satisfied either • By language in the governing instrument, or • By state legislation that effectively amends the governing instrument so that no mandatory directions that conflict with the state law remain in the governing instrument? | 6 | Yes |
| 7 Did the foundation have at least \$5,000 in assets at any time during the year? <i>If "Yes," complete Part II, col (c), and Part XV</i> | 7 | Yes |
| 8a Enter the states to which the foundation reports or with which it is registered (see instructions) ▶ CT _____ | | |
| b If the answer is "Yes" to line 7, has the foundation furnished a copy of Form 990-PF to the Attorney General (or designate) of each state as required by General Instruction G? <i>If "No," attach explanation</i> . | 8b | Yes |
| 9 Is the foundation claiming status as a private operating foundation within the meaning of section 4942(j)(3) or 4942(j)(5) for calendar year 2017 or the taxable year beginning in 2017 (see instructions for Part XIV)? <i>If "Yes," complete Part XIV</i> | 9 | No |
| 10 Did any persons become substantial contributors during the tax year? <i>If "Yes," attach a schedule listing their names and addresses</i> | 10 | No |

Part VII-A Statements Regarding Activities (continued)

| | | | | |
|-----------|--|-----------|------------|-----------|
| 11 | At any time during the year, did the foundation, directly or indirectly, own a controlled entity within the meaning of section 512(b)(13)? If "Yes," attach schedule (see instructions). | 11 | | No |
| 12 | Did the foundation make a distribution to a donor advised fund over which the foundation or a disqualified person had advisory privileges? If "Yes," attach statement (see instructions) | 12 | | No |
| 13 | Did the foundation comply with the public inspection requirements for its annual returns and exemption application? Website address ► | 13 | Yes | |
| 14 | The books are in care of ► <u>WELLS FARGO BANK NA</u> Telephone no ► <u>(855) 739-2921</u> | | | |

Located at ► 100 N MAIN ST FL 6 D4001-065 WINSTON SALEM NC ZIP+4 ► 27101


| | | | | |
|-----------|---|--------------------------|------------|-----------|
| 15 | Section 4947(a)(1) nonexempt charitable trusts filing Form 990-PF in lieu of Form 1041 —Check here | <input type="checkbox"/> | | |
| | and enter the amount of tax-exempt interest received or accrued during the year | ► 15 | | |
| 16 | At any time during calendar year 2017, did the foundation have an interest in or a signature or other authority over a bank, securities, or other financial account in a foreign country? | 16 | Yes | No |
| | See instructions for exceptions and filing requirements for FinCEN Form 114, Report of Foreign Bank and Financial Accounts (FBAR). If "Yes," enter the name of the foreign country ► | | | |

Part VII-B Statements Regarding Activities for Which Form 4720 May Be Required

File Form 4720 if any item is checked in the "Yes" column, unless an exception applies.

| | | | | |
|-----------|---|---|------------|-----------|
| 1a | During the year did the foundation (either directly or indirectly) | | Yes | No |
| | (1) Engage in the sale or exchange, or leasing of property with a disqualified person? | <input type="checkbox"/> Yes <input checked="" type="checkbox"/> No | | |
| | (2) Borrow money from, lend money to, or otherwise extend credit to (or accept it from) a disqualified person? | <input type="checkbox"/> Yes <input checked="" type="checkbox"/> No | | |
| | (3) Furnish goods, services, or facilities to (or accept them from) a disqualified person? | <input type="checkbox"/> Yes <input checked="" type="checkbox"/> No | | |
| | (4) Pay compensation to, or pay or reimburse the expenses of, a disqualified person? | <input type="checkbox"/> Yes <input checked="" type="checkbox"/> No | | |
| | (5) Transfer any income or assets to a disqualified person (or make any of either available for the benefit or use of a disqualified person)? | <input type="checkbox"/> Yes <input checked="" type="checkbox"/> No | | |
| | (6) Agree to pay money or property to a government official? (Exception. Check "No" if the foundation agreed to make a grant to or to employ the official for a period after termination of government service, if terminating within 90 days). | <input type="checkbox"/> Yes <input checked="" type="checkbox"/> No | | |
| b | If any answer is "Yes" to 1a(1)–(6), did any of the acts fail to qualify under the exceptions described in Regulations section 53.4941(d)-3 or in a current notice regarding disaster assistance (see instructions)? | | 1b | |
| | Organizations relying on a current notice regarding disaster assistance check here. | ► <input type="checkbox"/> | | |
| c | Did the foundation engage in a prior year in any of the acts described in 1a, other than excepted acts, that were not corrected before the first day of the tax year beginning in 2017? | | 1c | No |
| 2 | Taxes on failure to distribute income (section 4942) (does not apply for years the foundation was a private operating foundation defined in section 4942(j)(3) or 4942(j)(5)) | | | |
| a | At the end of tax year 2017, did the foundation have any undistributed income (lines 6d and 6e, Part XIII) for tax year(s) beginning before 2017? | <input type="checkbox"/> Yes <input checked="" type="checkbox"/> No | | |
| | If "Yes," list the years ► 20____, 20____, 20____, 20____ | | | |
| b | Are there any years listed in 2a for which the foundation is not applying the provisions of section 4942(a)(2) (relating to incorrect valuation of assets) to the year's undistributed income? (If applying section 4942(a)(2) to all years listed, answer "No" and attach statement—see instructions). | | 2b | No |
| c | If the provisions of section 4942(a)(2) are being applied to any of the years listed in 2a, list the years here ► 20____, 20____, 20____, 20____ | | | |
| 3a | Did the foundation hold more than a 2% direct or indirect interest in any business enterprise at any time during the year? | <input type="checkbox"/> Yes <input checked="" type="checkbox"/> No | | |
| b | If "Yes," did it have excess business holdings in 2017 as a result of (1) any purchase by the foundation or disqualified persons after May 26, 1969, (2) the lapse of the 5-year period (or longer period approved by the Commissioner under section 4943(c)(7)) to dispose of holdings acquired by gift or bequest, or (3) the lapse of the 10-, 15-, or 20-year first phase holding period? (Use Schedule C, Form 4720, to determine if the foundation had excess business holdings in 2017). | | 3b | |
| 4a | Did the foundation invest during the year any amount in a manner that would jeopardize its charitable purposes? | | 4a | No |
| b | Did the foundation make any investment in a prior year (but after December 31, 1969) that could jeopardize its charitable purpose that had not been removed from jeopardy before the first day of the tax year beginning in 2017? | | 4b | No |

Part VII-B Statements Regarding Activities for Which Form 4720 May Be Required (Continued)

| | | | | |
|-----------|--|---|-----------|-----------|
| 5a | During the year did the foundation pay or incur any amount to | | | |
| | (1) Carry on propaganda, or otherwise attempt to influence legislation (section 4945(e))? | <input type="checkbox"/> Yes <input checked="" type="checkbox"/> No | | |
| | (2) Influence the outcome of any specific public election (see section 4955), or to carry on, directly or indirectly, any voter registration drive? | <input type="checkbox"/> Yes <input checked="" type="checkbox"/> No | | |
| | (3) Provide a grant to an individual for travel, study, or other similar purposes? | <input type="checkbox"/> Yes <input checked="" type="checkbox"/> No | | |
| | (4) Provide a grant to an organization other than a charitable, etc., organization described in section 4945(d)(4)(A)? (see instructions). | <input checked="" type="checkbox"/> Yes <input type="checkbox"/> No | | |
| | (5) Provide for any purpose other than religious, charitable, scientific, literary, or educational purposes, or for the prevention of cruelty to children or animals? | <input type="checkbox"/> Yes <input checked="" type="checkbox"/> No | | |
| b | If any answer is "Yes" to 5a(1)–(5), did any of the transactions fail to qualify under the exceptions described in Regulations section 53.4945 or in a current notice regarding disaster assistance (see instructions)? | | 5b | No |
| | Organizations relying on a current notice regarding disaster assistance check here. | <input type="checkbox"/> | | |
| c | If the answer is "Yes" to question 5a(4), does the foundation claim exemption from the tax because it maintained expenditure responsibility for the grant? | <input checked="" type="checkbox"/> Yes <input type="checkbox"/> No | | |
| | <i>If "Yes," attach the statement required by Regulations section 53.4945–5(d)</i>  | | | |
| 6a | Did the foundation, during the year, receive any funds, directly or indirectly, to pay premiums on a personal benefit contract? | <input type="checkbox"/> Yes <input checked="" type="checkbox"/> No | | |
| b | Did the foundation, during the year, pay premiums, directly or indirectly, on a personal benefit contract? <i>If "Yes" to 6b, file Form 8870</i> | | 6b | No |
| 7a | At any time during the tax year, was the foundation a party to a prohibited tax shelter transaction? | <input type="checkbox"/> Yes <input checked="" type="checkbox"/> No | | |
| b | If yes, did the foundation receive any proceeds or have any net income attributable to the transaction? | | 7b | |

Part VIII Information About Officers, Directors, Trustees, Foundation Managers, Highly Paid Employees, and Contractors**1 List all officers, directors, trustees, foundation managers and their compensation (see instructions).**

| (a) Name and address | Title, and average hours per week (b) devoted to position | (c) Compensation (If not paid, enter -0-) | (d) Contributions to employee benefit plans and deferred compensation | Expense account, (e) other allowances |
|--|---|---|---|---------------------------------------|
| Hugh B Vanderbilt Jr PO Box 5150 Norwalk, CT 06856 | Co-Trustee 5 | 0 | | |
| Paul Vanderbilt PO Box 5150 Norwalk, CT 06856 | Co-Trustee 5 | 0 | | |

2 Compensation of five highest-paid employees (other than those included on line 1—see instructions). If none, enter "NONE."

| (a) Name and address of each employee paid more than \$50,000 | Title, and average hours per week (b) devoted to position | (c) Compensation | Contributions to employee benefit plans and deferred compensation (d) | Expense account, (e) other allowances |
|---|---|------------------|---|---------------------------------------|
| NONE | | | | |
| | | | | |
| | | | | |
| | | | | |
| | | | | |
| | | | | |
| | | | | |
| | | | | |

Total number of other employees paid over \$50,000. **0****3 Five highest-paid independent contractors for professional services (see instructions). If none, enter "NONE".**

| (a) Name and address of each person paid more than \$50,000 | (b) Type of service | (c) Compensation |
|--|---------------------|------------------|
| WELLS FARGO BANK 100 N MAIN ST WINSTON SALEM, NC 27101 | 0 | 67,746 |
| | | |
| | | |
| | | |
| | | |
| | | |
| | | |

Total number of others receiving over \$50,000 for professional services. **0****Part IX-A Summary of Direct Charitable Activities**

| List the foundation's four largest direct charitable activities during the tax year. Include relevant statistical information such as the number of organizations and other beneficiaries served, conferences convened, research papers produced, etc | Expenses |
|---|----------|
| 1 | |
| | |
| | |
| 2 | |
| | |
| | |
| 3 | |
| | |
| | |
| 4 | |
| | |
| | |

Part IX-B Summary of Program-Related Investments (see instructions)

| Describe the two largest program-related investments made by the foundation during the tax year on lines 1 and 2 | Amount |
|--|--------|
| 1 | |
| | |
| | |
| 2 | |
| | |
| | |
| All other program-related investments See instructions | |
| 3 | |
| | |
| | |

Total. Add lines 1 through 3 **▶**

Part X Minimum Investment Return (All domestic foundations must complete this part. Foreign foundations, see instructions.)

| | | | |
|----------|--|-----------|-----------|
| 1 | Fair market value of assets not used (or held for use) directly in carrying out charitable, etc., purposes | | |
| a | Average monthly fair market value of securities. | 1a | 8,602,256 |
| b | Average of monthly cash balances. | 1b | 485,702 |
| c | Fair market value of all other assets (see instructions). | 1c | 0 |
| d | Total (add lines 1a, b, and c). | 1d | 9,087,958 |
| e | Reduction claimed for blockage or other factors reported on lines 1a and 1c (attach detailed explanation). | 1e | 0 |
| 2 | Acquisition indebtedness applicable to line 1 assets. | 2 | 0 |
| 3 | Subtract line 2 from line 1d. | 3 | 9,087,958 |
| 4 | Cash deemed held for charitable activities. Enter 1 1/2% of line 3 (for greater amount, see instructions). | 4 | 136,319 |
| 5 | Net value of noncharitable-use assets. Subtract line 4 from line 3. Enter here and on Part V, line 4. | 5 | 8,951,639 |
| 6 | Minimum investment return. Enter 5% of line 5. | 6 | 447,582 |

Part XI Distributable Amount (see instructions) (Section 4942(j)(3) and (j)(5) private operating foundations and certain foreign organizations check here ☐ and do not complete this part.)

| | | | |
|-----------|--|-----------|---------|
| 1 | Minimum investment return from Part X, line 6. | 1 | 447,582 |
| 2a | Tax on investment income for 2017 from Part VI, line 5. | 2a | 4,450 |
| b | Income tax for 2017 (This does not include the tax from Part VI). | 2b | |
| c | Add lines 2a and 2b. | 2c | 4,450 |
| 3 | Distributable amount before adjustments. Subtract line 2c from line 1. | 3 | 443,132 |
| 4 | Recoveries of amounts treated as qualifying distributions. | 4 | 0 |
| 5 | Add lines 3 and 4. | 5 | 443,132 |
| 6 | Deduction from distributable amount (see instructions). | 6 | 0 |
| 7 | Distributable amount as adjusted. Subtract line 6 from line 5. Enter here and on Part XIII, line 1. | 7 | 443,132 |

Part XII Qualifying Distributions (see instructions)

| | | | |
|----------|---|-----------|---------|
| 1 | Amounts paid (including administrative expenses) to accomplish charitable, etc., purposes | | |
| a | Expenses, contributions, gifts, etc.—total from Part I, column (d), line 26. | 1a | 484,300 |
| b | Program-related investments—total from Part IX-B. | 1b | 0 |
| 2 | Amounts paid to acquire assets used (or held for use) directly in carrying out charitable, etc., purposes. | 2 | 0 |
| 3 | Amounts set aside for specific charitable projects that satisfy the | | |
| a | Suitability test (prior IRS approval required). | 3a | 0 |
| b | Cash distribution test (attach the required schedule). | 3b | 0 |
| 4 | Qualifying distributions. Add lines 1a through 3b. Enter here and on Part V, line 8, and Part XIII, line 4. | 4 | 484,300 |
| 5 | Foundations that qualify under section 4940(e) for the reduced rate of tax on net investment income. Enter 1% of Part I, line 27b (see instructions). | 5 | 4,450 |
| 6 | Adjusted qualifying distributions. Subtract line 5 from line 4. | 6 | 479,850 |

Note: The amount on line 6 will be used in Part V, column (b), in subsequent years when calculating whether the foundation qualifies for the section 4940(e) reduction of tax in those years.

Part XIII Undistributed Income (see instructions)

| | (a) Corpus | (b) Years prior to 2016 | (c) 2016 | (d) 2017 |
|--|---------------|----------------------------|-------------|-------------|
| 1 Distributable amount for 2017 from Part XI, line 7 | | | | 443,132 |
| 2 Undistributed income, if any, as of the end of 2017 | | | | |
| a Enter amount for 2016 only. | | | 420,619 | |
| b Total for prior years 20____, 20____, 20____ | | 0 | | |
| 3 Excess distributions carryover, if any, to 2017 | | | | |
| a From 2012. | 0 | | | |
| b From 2013. | 0 | | | |
| c From 2014. | 0 | | | |
| d From 2015. | 0 | | | |
| e From 2016. | 0 | | | |
| f Total of lines 3a through e. | 0 | | | |
| 4 Qualifying distributions for 2017 from Part XII, line 4 ▶ \$ 484,300 | | | | |
| a Applied to 2016, but not more than line 2a | | | 420,619 | |
| b Applied to undistributed income of prior years (Election required—see instructions). | | 0 | | |
| c Treated as distributions out of corpus (Election required—see instructions). | 0 | | | |
| d Applied to 2017 distributable amount. | | | | 63,681 |
| e Remaining amount distributed out of corpus | 0 | | | |
| 5 Excess distributions carryover applied to 2017 (If an amount appears in column (d), the same amount must be shown in column (a)) | 0 | | | 0 |
| 6 Enter the net total of each column as indicated below: | | | | |
| a Corpus Add lines 3f, 4c, and 4e Subtract line 5 | 0 | | | |
| b Prior years' undistributed income Subtract line 4b from line 2b | | 0 | | |
| c Enter the amount of prior years' undistributed income for which a notice of deficiency has been issued, or on which the section 4942(a) tax has been previously assessed. | | 0 | | |
| d Subtract line 6c from line 6b Taxable amount—see instructions | | 0 | | |
| e Undistributed income for 2016 Subtract line 4a from line 2a Taxable amount—see instructions | | | 0 | |
| f Undistributed income for 2017 Subtract lines 4d and 5 from line 1 This amount must be distributed in 2018 | | | | 379,451 |
| 7 Amounts treated as distributions out of corpus to satisfy requirements imposed by section 170(b)(1)(F) or 4942(g)(3) (Election may be required - see instructions). | 0 | | | |
| 8 Excess distributions carryover from 2012 not applied on line 5 or line 7 (see instructions). | 0 | | | |
| 9 Excess distributions carryover to 2018. Subtract lines 7 and 8 from line 6a | 0 | | | |
| 10 Analysis of line 9 | | | | |
| a Excess from 2013. | 0 | | | |
| b Excess from 2014. | 0 | | | |
| c Excess from 2015. | 0 | | | |
| d Excess from 2016. | 0 | | | |
| e Excess from 2017. | 0 | | | |

Part XIV Private Operating Foundations (see instructions and Part VII-A, question 9)

1a If the foundation has received a ruling or determination letter that it is a private operating foundation, and the ruling is effective for 2017, enter the date of the ruling. ▶

b Check box to indicate whether the organization is a private operating foundation described in section ☐ 4942(j)(3) or ☐ 4942(j)(5)

| | Tax year | Prior 3 years | | | (e) Total |
|--|----------|---------------|----------|----------|-----------|
| | (a) 2017 | (b) 2016 | (c) 2015 | (d) 2014 | |
| 2a Enter the lesser of the adjusted net income from Part I or the minimum investment return from Part X for each year listed | | | | | |
| b 85% of line 2a | | | | | |
| c Qualifying distributions from Part XII, line 4 for each year listed | | | | | |
| d Amounts included in line 2c not used directly for active conduct of exempt activities | | | | | |
| e Qualifying distributions made directly for active conduct of exempt activities. Subtract line 2d from line 2c | | | | | |
| 3 Complete 3a, b, or c for the alternative test relied upon | | | | | |
| a "Assets" alternative test—enter | | | | | |
| (1) Value of all assets | | | | | |
| (2) Value of assets qualifying under section 4942(j)(3)(B)(i) | | | | | |
| b "Endowment" alternative test— enter 2/3 of minimum investment return shown in Part X, line 6 for each year listed. | | | | | |
| c "Support" alternative test—enter | | | | | |
| (1) Total support other than gross investment income (interest, dividends, rents, payments on securities loans (section 512(a)(5)), or royalties) | | | | | |
| (2) Support from general public and 5 or more exempt organizations as provided in section 4942(j)(3)(B)(iii). | | | | | |
| (3) Largest amount of support from an exempt organization | | | | | |
| (4) Gross investment income | | | | | |

Part XV Supplementary Information (Complete this part only if the organization had \$5,000 or more in assets at any time during the year—see instructions.)

1 Information Regarding Foundation Managers:

a List any managers of the foundation who have contributed more than 2% of the total contributions received by the foundation before the close of any tax year (but only if they have contributed more than \$5,000) (See section 507(d)(2))
NONE

b List any managers of the foundation who own 10% or more of the stock of a corporation (or an equally large portion of the ownership of a partnership or other entity) of which the foundation has a 10% or greater interest
NONE

2 Information Regarding Contribution, Grant, Gift, Loan, Scholarship, etc., Programs:

Check here ☒ if the foundation only makes contributions to preselected charitable organizations and does not accept unsolicited requests for funds. If the foundation makes gifts, grants, etc. (see instructions) to individuals or organizations under other conditions, complete items 2a, b, c, and d

a The name, address, and telephone number or email address of the person to whom applications should be addressed

b The form in which applications should be submitted and information and materials they should include

c Any submission deadlines

d Any restrictions or limitations on awards, such as by geographical areas, charitable fields, kinds of institutions, or other factors

Part XV **Supplementary Information** (continued)**3 Grants and Contributions Paid During the Year or Approved for Future Payment**

| Recipient | If recipient is an individual, show any relationship to any foundation manager or substantial contributor | Foundation status of recipient | Purpose of grant or contribution | Amount |
|---|--|--------------------------------------|-------------------------------------|---------|
| Name and address (home or business) | | | | |
| a <i>Paid during the year</i> | | | | |
| See Additional Data Table | | | | |
| Total | | | ▶ 3a | 470,300 |
| b <i>Approved for future payment</i> | | | | |
| Total | | | ▶ 3b | |

Enter gross amounts unless otherwise indicated

| Enter gross amounts unless otherwise indicated | Unrelated business income | | Excluded by section 512, 513, or 514 | | (e) Related or exempt function income (See instructions) |
|--|---------------------------|---------------|--------------------------------------|---------------|--|
| | (a) Business code | (b) Amount | (c) Exclusion code | (d) Amount | |
| 1 Program service revenue | | | | | |
| a _____ | | | | | |
| b _____ | | | | | |
| c _____ | | | | | |
| d _____ | | | | | |
| e _____ | | | | | |
| f _____ | | | | | |
| g Fees and contracts from government agencies | | | | | |
| 2 Membership dues and assessments. . . . | | | | | |
| 3 Interest on savings and temporary cash investments | | | | | |
| 4 Dividends and interest from securities. . . . | | | 14 | 191,492 | |
| 5 Net rental income or (loss) from real estate | | | | | |
| a Debt-financed property. | | | | | |
| b Not debt-financed property. | | | | | |
| 6 Net rental income or (loss) from personal property | | | | | |
| 7 Other investment income. | | | | | |
| 8 Gain or (loss) from sales of assets other than inventory | | | 18 | 328,717 | |
| 9 Net income or (loss) from special events | | | | | |
| 10 Gross profit or (loss) from sales of inventory | | | | | |
| 11 Other revenue a _____ | | | | | |
| b _____ | | | | | |
| c _____ | | | | | |
| d _____ | | | | | |
| e _____ | | | | | |
| 12 Subtotal. Add columns (b), (d), and (e). . | | | | 520,209 | |
| 13 Total. Add line 12, columns (b), (d), and (e). | | | 13 | | 520,209 |

(See worksheet in line 13 instructions to verify calculations)

Part XVI-B Relationship of Activities to the Accomplishment of Exempt Purposes

[illegible]

Information Regarding Transfers To and Transactions and Relationships With Noncharitable Exempt Organizations

| | | | |
|--|--|-----|----|
| | | Yes | No |
|--|--|-----|----|

| | | |
|--|--|--|
| | | |
|--|--|--|

| | |
|--------------|-----------|
| 1a(1) | No |
|--------------|-----------|

| | |
|-------|----|
| 1a(2) | No |
|-------|----|

| | | |
|--|--|--|
| | | |
|--|--|--|

| | |
|--------------|-----------|
| 1b(1) | No |
|--------------|-----------|

| | |
|--------------|-----------|
| 1b(2) | No |
|--------------|-----------|

| | | |
|--------------|--|-----------|
| 1b(3) | | No |
|--------------|--|-----------|

| | | |
|--------------|--|-----------|
| 1b(4) | | No |
|--------------|--|-----------|

| | |
|--------------|-----------|
| 1b(5) | No |
|--------------|-----------|

| | | |
|--------------|--|-----------|
| 1b(6) | | No |
|--------------|--|-----------|

| | | |
|----|--|----|
| 1c | | No |
|----|--|----|

value
ue

[illegible]

described in section 501(c) of the Code (other than section 501(c)(3)) or in section 527? ☐ Yes ☒ No

| (a) Name of organization | (b) Type of organization | (c) Description of relationship |
|--------------------------|--------------------------|---------------------------------|
| | | |
| | | |
| | | |
| | | |

Under penalties of perjury, I declare that I have examined this return, including accompanying schedules and statements, and to the best of my knowledge and belief, it is true, correct, and complete. Declaration of preparer (other than taxpayer) is based on all information of which preparer has any knowledge.

**Sign
Here**

* * * * *

2018-09-10

* * * * *

Signature of officer or trustee

Date _____

Title

May the IRS discuss this return with the preparer shown below

(see instr)? ☒ Yes ☐ No

**Paid
Preparer
Use Only**

| | | | | |
|---|----------------------|------------------------|---|-------------------------|
| Print/Type preparer's name CYNTHIA PETERS AVP | Preparer's Signature | Date 2018-09-10 | Check if self-employed <input type="checkbox"/> | PTIN P00116953 |
| Firm's name ▶ WELLS FARGO BANK NA | | | | Firm's EIN ▶ 94-3080771 |
| Firm's address ▶ 1525 W WT HARRIS BLVD D1114-044 Charlotte, NC 28262 | | | | Phone no (800) 691-8916 |

Form 990PF Part IV - Capital Gains and Losses for Tax on Investment Income - Columns a - d

| List and describe the kind(s) of property sold (e g , real estate, (a) 2-story brick warehouse, or common stock, 200 shs MLC Co) | (b) How acquired P—Purchase D—Donation | (c) Date acquired (mo , day, yr) | (d) Date sold (mo , day, yr) |
|--|---|---|-------------------------------------|
| 69 ACTIVISION BLIZZARD INC | | 2017-03-29 | 2017-04-06 |
| 6 ADIDAS-AG ADR | | 2016-10-04 | 2017-01-04 |
| 5 ADIDAS-AG ADR | | 2016-10-04 | 2017-01-05 |
| 70 ADIDAS-AG ADR | | 2017-03-16 | 2017-04-06 |
| 64 ADOBE SYS INC | | 2015-09-03 | 2017-04-06 |
| 31 ALBEMARLE CORP COM | | 2017-01-05 | 2017-04-06 |
| 5 ALEXION PHARMACEUTICALS INC | | 2015-09-03 | 2017-04-06 |
| 13 ALEXION PHARMACEUTICALS INC | | 2017-01-09 | 2017-04-06 |
| 27 ALEXION PHARMACEUTICALS INC | | 2015-09-03 | 2017-04-06 |
| 8 ALIBABA GROUP HOLDING LTD ADR | | 2016-09-14 | 2017-02-10 |

Form 990PF Part IV - Capital Gains and Losses for Tax on Investment Income - Columns e - h

| (e) Gross sales price | Depreciation allowed (f) (or allowable) | Cost or other basis (g) plus expense of sale | Gain or (loss) (h) (e) plus (f) minus (g) |
|-----------------------|--|---|--|
| 3,380 | | 3,403 | -23 |
| 459 | | 526 | -67 |
| 382 | | 428 | -46 |
| 6,569 | | 5,627 | 942 |
| 8,302 | | 5,075 | 3,227 |
| 3,277 | | 2,626 | 651 |
| 574 | | 891 | -317 |
| 1,493 | | 1,808 | -315 |
| 3,101 | | 4,812 | -1,711 |
| 822 | | 817 | 5 |

Form 990PF Part IV - Capital Gains and Losses for Tax on Investment Income - Columns i - l

| Complete only for assets showing gain in column (h) and owned by the foundation on 12/31/69 | | | Gains (Col (h) gain minus col (k), but not less than -0-) or (l) Losses (from col (h)) |
|---|--------------------------------------|---|--|
| (i) F M V as of 12/31/69 | Adjusted basis (j) as of 12/31/69 | Excess of col (i) (k) over col (j), if any | |
| | | | -23 |
| | | | -67 |
| | | | -46 |
| | | | 942 |
| | | | 3,227 |
| | | | 651 |
| | | | -317 |
| | | | -315 |
| | | | -1,711 |
| | | | 5 |

Form 990PF Part IV - Capital Gains and Losses for Tax on Investment Income - Columns a - d

| List and describe the kind(s) of property sold (e g , real estate, (a) 2-story brick warehouse, or common stock, 200 shs MLC Co) | (b) How acquired P—Purchase D—Donation | (c) Date acquired (mo , day, yr) | (d) Date sold (mo , day, yr) |
|--|---|---|-------------------------------------|
| 3 ALIBABA GROUP HOLDING LTD ADR | | 2016-09-13 | 2017-02-16 |
| 3 ALIBABA GROUP HOLDING LTD ADR | | 2016-09-14 | 2017-02-16 |
| 71 ALIBABA GROUP HOLDING LTD ADR | | 2016-01-29 | 2017-04-06 |
| 43 ALIBABA GROUP HOLDING LTD ADR | | 2017-03-16 | 2017-04-06 |
| 10 ALPHABET INC CL C | | 2015-09-03 | 2017-04-06 |
| 1 ALPHABET INC CL A | | 2016-11-28 | 2017-04-06 |
| 9 ALPHABET INC CL A | | 2015-09-03 | 2017-04-06 |
| 2 AMAZON COM INC COM | | 2016-01-29 | 2017-01-04 |
| 1 AMAZON COM INC COM | | 2016-01-29 | 2017-02-10 |
| 1 AMAZON COM INC COM | | 2015-09-03 | 2017-02-13 |

Form 990PF Part IV - Capital Gains and Losses for Tax on Investment Income - Columns e - h

| (e) Gross sales price | (f) Depreciation allowed (or allowable) | (g) Cost or other basis plus expense of sale | (h) Gain or (loss) (e) plus (f) minus (g) |
|-----------------------|--|---|--|
| 303 | | 298 | 5 |
| 303 | | 306 | -3 |
| 7,643 | | 5,258 | 2,385 |
| 4,629 | | 3,738 | 891 |
| 8,277 | | 6,182 | 2,095 |
| 845 | | 795 | 50 |
| 7,603 | | 5,848 | 1,755 |
| 1,510 | | 1,162 | 348 |
| 824 | | 581 | 243 |
| 836 | | 514 | 322 |

Form 990PF Part IV - Capital Gains and Losses for Tax on Investment Income - Columns i - l

| Complete only for assets showing gain in column (h) and owned by the foundation on 12/31/69 | | | (I) Gains (Col (h) gain minus col (k), but not less than -0-) or Losses (from col (h)) |
|---|--------------------------------------|---|--|
| (i) F M V as of 12/31/69 | (j) Adjusted basis as of 12/31/69 | (k) Excess of col (i) over col (j), if any | |
| | | | 5 |
| | | | -3 |
| | | | 2,385 |
| | | | 891 |
| | | | 2,095 |
| | | | 50 |
| | | | 1,755 |
| | | | 348 |
| | | | 243 |
| | | | 322 |

| Form 990PF Part IV - Capital Gains and Losses for Tax on Investment Income - Columns a - d | | | |
|--|---|---|-------------------------------------|
| List and describe the kind(s) of property sold (e g , real estate, (a) 2-story brick warehouse, or common stock, 200 shs MLC Co) | (b) How acquired P—Purchase D—Donation | (c) Date acquired (mo , day, yr) | (d) Date sold (mo , day, yr) |
| 1 AMAZON COM INC COM | | 2015-09-03 | 2017-04-06 |
| 21 AMAZON COM INC COM | | 2015-09-03 | 2017-04-06 |
| 80 AMERIPRISE FINL INC | | 2015-07-28 | 2017-03-24 |
| 110 AMERIPRISE FINL INC | | 2015-07-28 | 2017-11-30 |
| 92 APPLE INC | | 2015-09-03 | 2017-04-06 |
| 54 APPLE INC | | 2017-03-03 | 2017-04-06 |
| 205 APPLE INC | | 2013-01-10 | 2017-04-25 |
| 37000 BANK OF MONTREAL 2 500% 1/11/17 | | 2014-02-07 | 2017-01-11 |
| 51 BAYER AG - ADR | | 2016-12-09 | 2017-05-22 |
| 84 BEMIS INC | | 2017-03-27 | 2017-04-05 |

Form 990PF Part IV - Capital Gains and Losses for Tax on Investment Income - Columns e - h

| (e) Gross sales price | Depreciation allowed (f) (or allowable) | Cost or other basis (g) plus expense of sale | Gain or (loss) (h) (e) plus (f) minus (g) |
|-----------------------|--|---|--|
| 898 | | 514 | 384 |
| 18,833 | | 10,787 | 8,046 |
| 10,046 | | 10,014 | 32 |
| 18,085 | | 13,769 | 4,316 |
| 13,213 | | 10,318 | 2,895 |
| 7,755 | | 6,761 | 994 |
| 29,654 | | 15,231 | 14,423 |
| 37,000 | | 38,672 | -1,672 |
| 6,686 | | 5,044 | 1,642 |
| 4,058 | | 4,080 | -22 |

Form 990PF Part IV - Capital Gains and Losses for Tax on Investment Income - Columns i - l

| Complete only for assets showing gain in column (h) and owned by the foundation on 12/31/69 | | | (I) Gains (Col (h) gain minus col (k), but not less than -0-) or Losses (from col (h)) |
|---|--------------------------------------|---|--|
| (i) F M V as of 12/31/69 | Adjusted basis (j) as of 12/31/69 | Excess of col (i) (k) over col (j), if any | |
| | | | 384 |
| | | | 8,046 |
| | | | 32 |
| | | | 4,316 |
| | | | 2,895 |
| | | | 994 |
| | | | 14,423 |
| | | | -1,672 |
| | | | 1,642 |
| | | | -22 |

| Form 990PF Part IV - Capital Gains and Losses for Tax on Investment Income - Columns a - d | | | |
|--|---|---|-------------------------------------|
| List and describe the kind(s) of property sold (e g , real estate, (a) 2-story brick warehouse, or common stock, 200 shs MLC Co) | (b) How acquired P—Purchase D—Donation | (c) Date acquired (mo , day, yr) | (d) Date sold (mo , day, yr) |
| 41 BERKSHIRE HATHAWAY INC | | 2014-02-03 | 2017-05-22 |
| 7 BIOMARIN PHARMACEUTICAL INC | | 2017-04-06 | 2017-04-06 |
| 46 BIOMARIN PHARMACEUTICAL INC | | 2016-02-12 | 2017-04-06 |
| 17 BLACKROCK INC | | 2014-06-09 | 2017-08-09 |
| 6 BOEING CO | | 2016-12-12 | 2017-01-13 |
| 1 BOEING CO | | 2016-12-12 | 2017-03-10 |
| 3 BOEING CO | | 2015-12-02 | 2017-03-10 |
| 142 BOEING CO | | 2014-02-03 | 2017-03-24 |
| 30 BOEING CO | | 2015-09-03 | 2017-04-06 |
| 223 BOEING CO | | 2014-10-23 | 2017-08-09 |

Form 990PF Part IV - Capital Gains and Losses for Tax on Investment Income - Columns e - h

| (e) Gross sales price | Depreciation allowed (f) (or allowable) | Cost or other basis (g) plus expense of sale | Gain or (loss) (h) (e) plus (f) minus (g) |
|-----------------------|--|---|--|
| 6,767 | | 4,477 | 2,290 |
| 605 | | 607 | -2 |
| 3,975 | | 5,371 | -1,396 |
| 7,313 | | 5,330 | 1,983 |
| 954 | | 940 | 14 |
| 178 | | 157 | 21 |
| 535 | | 411 | 124 |
| 24,917 | | 17,522 | 7,395 |
| 5,321 | | 3,963 | 1,358 |
| 52,270 | | 27,471 | 24,799 |

Form 990PF Part IV - Capital Gains and Losses for Tax on Investment Income - Columns i - l

| Complete only for assets showing gain in column (h) and owned by the foundation on 12/31/69 | | | (I) Gains (Col (h) gain minus col (k), but not less than -0-) or Losses (from col (h)) |
|---|--------------------------------------|---|--|
| (i) F M V as of 12/31/69 | Adjusted basis (j) as of 12/31/69 | Excess of col (i) (k) over col (j), if any | |
| | | | 2,290 |
| | | | -2 |
| | | | -1,396 |
| | | | 1,983 |
| | | | 14 |
| | | | 21 |
| | | | 124 |
| | | | 7,395 |
| | | | 1,358 |
| | | | 24,799 |

| Form 990PF Part IV - Capital Gains and Losses for Tax on Investment Income - Columns a - d | | | |
|--|---|---|-------------------------------------|
| List and describe the kind(s) of property sold (e g , real estate, (a) 2-story brick warehouse, or common stock, 200 shs MLC Co) | (b) How acquired P—Purchase D—Donation | (c) Date acquired (mo , day, yr) | (d) Date sold (mo , day, yr) |
| 14 00025 BRISTOL MYERS SQUIBB CO | | 2015-09-03 | 2017-01-20 |
| 1 99975 BRISTOL MYERS SQUIBB CO | | 2015-09-03 | 2017-01-20 |
| 8 BRISTOL MYERS SQUIBB CO | | 2015-09-03 | 2017-01-20 |
| 8 BRISTOL MYERS SQUIBB CO | | 2015-09-03 | 2017-01-23 |
| 59 BRISTOL MYERS SQUIBB CO | | 2015-09-15 | 2017-04-06 |
| 48 BRISTOL MYERS SQUIBB CO | | 2017-03-16 | 2017-04-06 |
| 60 CME GROUP INC | | 2016-02-05 | 2017-03-24 |
| 143 CME GROUP INC | | 2016-02-05 | 2017-03-31 |
| 246 CVS HEALTH CORPORATION | | 2017-08-09 | 2017-11-30 |
| 161 CELANESE CORP | | 2016-03-16 | 2017-10-12 |

Form 990PF Part IV - Capital Gains and Losses for Tax on Investment Income - Columns e - h

| (e) Gross sales price | (f) Depreciation allowed (or allowable) | (g) Cost or other basis plus expense of sale | (h) Gain or (loss) (e) plus (f) minus (g) |
|-----------------------|--|---|--|
| 703 | | 842 | -139 |
| 100 | | 120 | -20 |
| 395 | | 481 | -86 |
| 393 | | 481 | -88 |
| 3,137 | | 3,527 | -390 |
| 2,552 | | 2,691 | -139 |
| 7,168 | | 5,287 | 1,881 |
| 17,007 | | 10,967 | 6,040 |
| 18,371 | | 19,521 | -1,150 |
| 17,226 | | 10,250 | 6,976 |

Form 990PF Part IV - Capital Gains and Losses for Tax on Investment Income - Columns i - l

| Complete only for assets showing gain in column (h) and owned by the foundation on 12/31/69 | | | (l) Gains (Col (h) gain minus col (k), but not less than -0-) or Losses (from col (h)) |
|---|--------------------------------------|---|--|
| (i) F M V as of 12/31/69 | (j) Adjusted basis as of 12/31/69 | (k) Excess of col (i) over col (j), if any | |
| | | | -139 |
| | | | -20 |
| | | | -86 |
| | | | -88 |
| | | | -390 |
| | | | -139 |
| | | | 1,881 |
| | | | 6,040 |
| | | | -1,150 |
| | | | 6,976 |

| Form 990PF Part IV - Capital Gains and Losses for Tax on Investment Income - Columns a - d | | | |
|--|---|---|-------------------------------------|
| List and describe the kind(s) of property sold (e g , real estate, (a) 2-story brick warehouse, or common stock, 200 shs MLC Co) | (b) How acquired P—Purchase D—Donation | (c) Date acquired (mo , day, yr) | (d) Date sold (mo , day, yr) |
| 6 CELGENE CORP COM | | 2015-09-15 | 2017-03-02 |
| 7 CELGENE CORP COM | | 2015-09-03 | 2017-03-03 |
| 6 CELGENE CORP COM | | 2015-09-03 | 2017-03-14 |
| 5 CELGENE CORP COM | | 2015-09-03 | 2017-03-14 |
| 26 CELGENE CORP COM | | 2016-09-29 | 2017-04-06 |
| 39 CELGENE CORP COM | | 2016-02-12 | 2017-04-06 |
| 16 CHARTER COMMUNICATIONS INC-A | | 2017-01-06 | 2017-04-06 |
| 131 CISCO SYSTEMS INC | | 2017-03-27 | 2017-06-30 |
| 428 CISCO SYSTEMS INC | | 2017-05-22 | 2017-11-30 |
| 52 CISCO SYSTEMS INC | | 2014-02-03 | 2017-11-30 |

Form 990PF Part IV - Capital Gains and Losses for Tax on Investment Income - Columns e - h

| (e) Gross sales price | (f) Depreciation allowed (or allowable) | (g) Cost or other basis plus expense of sale | (h) Gain or (loss) (e) plus (f) minus (g) |
|-----------------------|--|---|--|
| 738 | | 732 | 6 |
| 859 | | 846 | 13 |
| 751 | | 725 | 26 |
| 624 | | 604 | 20 |
| 3,222 | | 2,834 | 388 |
| 4,833 | | 4,531 | 302 |
| 5,366 | | 4,461 | 905 |
| 4,110 | | 4,438 | -328 |
| 16,101 | | 13,687 | 2,414 |
| 1,956 | | 1,122 | 834 |

Form 990PF Part IV - Capital Gains and Losses for Tax on Investment Income - Columns i - l

| Complete only for assets showing gain in column (h) and owned by the foundation on 12/31/69 | | | (I) Gains (Col (h) gain minus col (k), but not less than -0-) or Losses (from col (h)) |
|---|--------------------------------------|---|--|
| (i) F M V as of 12/31/69 | (j) Adjusted basis as of 12/31/69 | (k) Excess of col (i) over col (j), if any | |
| | | | 6 |
| | | | 13 |
| | | | 26 |
| | | | 20 |
| | | | 388 |
| | | | 302 |
| | | | 905 |
| | | | -328 |
| | | | 2,414 |
| | | | 834 |

| Form 990PF Part IV - Capital Gains and Losses for Tax on Investment Income - Columns a - d | | | |
|--|---|---|-------------------------------------|
| List and describe the kind(s) of property sold (e g , real estate, (a) 2-story brick warehouse, or common stock, 200 shs MLC Co) | (b) How acquired P—Purchase D—Donation | (c) Date acquired (mo , day, yr) | (d) Date sold (mo , day, yr) |
| 240 CITIGROUP INC | | 2014-03-25 | 2017-11-30 |
| 101 COGNIZANT TECH SOLUTIONS CRP COM | | 2016-03-16 | 2017-08-09 |
| 484 COMCAST CORP CLASS A | | 2016-03-16 | 2017-11-30 |
| 1152 COMPASS GROUP PLC ADR | | 2017-03-27 | 2017-07-07 |
| 2 CONCHO RESOURCES INC | | 2016-12-05 | 2017-03-21 |
| 2 CONCHO RESOURCES INC | | 2016-12-05 | 2017-03-22 |
| 26 CONCHO RESOURCES INC | | 2016-03-01 | 2017-04-06 |
| 2 CONSTELLATION BRANDS INC | | 2016-04-22 | 2017-03-02 |
| 2 CONSTELLATION BRANDS INC | | 2016-04-21 | 2017-03-03 |
| 1 CONSTELLATION BRANDS INC | | 2016-06-09 | 2017-03-06 |

Form 990PF Part IV - Capital Gains and Losses for Tax on Investment Income - Columns e - h

| (e) Gross sales price | (f) Depreciation allowed (or allowable) | (g) Cost or other basis plus expense of sale | (h) Gain or (loss) (e) plus (f) minus (g) |
|-----------------------|--|---|--|
| 18,261 | | 12,085 | 6,176 |
| 7,164 | | 5,949 | 1,215 |
| 17,879 | | 9,737 | 8,142 |
| 2 | | 2 | |
| 258 | | 289 | -31 |
| 254 | | 289 | -35 |
| 3,364 | | 2,682 | 682 |
| 317 | | 310 | 7 |
| 317 | | 310 | 7 |
| 158 | | 154 | 4 |

Form 990PF Part IV - Capital Gains and Losses for Tax on Investment Income - Columns i - l

| Complete only for assets showing gain in column (h) and owned by the foundation on 12/31/69 | | | (I) Gains (Col (h) gain minus col (k), but not less than -0-) or Losses (from col (h)) |
|---|--------------------------------------|---|--|
| (i) F M V as of 12/31/69 | (j) Adjusted basis as of 12/31/69 | (k) Excess of col (i) over col (j), if any | |
| | | | 6,176 |
| | | | 1,215 |
| | | | 8,142 |
| | | | |
| | | | -31 |
| | | | -35 |
| | | | 682 |
| | | | 7 |
| | | | 7 |
| | | | 4 |

| Form 990PF Part IV - Capital Gains and Losses for Tax on Investment Income - Columns a - d | | | |
|--|---|---|-------------------------------------|
| List and describe the kind(s) of property sold (e g , real estate, (a) 2-story brick warehouse, or common stock, 200 shs MLC Co) | (b) How acquired P—Purchase D—Donation | (c) Date acquired (mo , day, yr) | (d) Date sold (mo , day, yr) |
| 1 CONSTELLATION BRANDS INC | | 2016-06-09 | 2017-03-07 |
| 2 CONSTELLATION BRANDS INC | | 2016-06-10 | 2017-03-08 |
| 6 CONSTELLATION BRANDS INC | | 2016-03-24 | 2017-04-06 |
| 5 CONSTELLATION BRANDS INC | | 2017-01-05 | 2017-04-06 |
| 2 COSTCO WHOLESALE CORP | | 2017-02-10 | 2017-04-03 |
| 5 COSTCO WHOLESALE CORP | | 2017-02-09 | 2017-04-06 |
| 28 COSTCO WHOLESALE CORP | | 2015-09-03 | 2017-04-06 |
| 6 CROWN CASTLE INTL CORP | | 2017-04-06 | 2017-04-06 |
| 412 DEUTSCHE BOERSE AG ADR | | 2017-03-27 | 2017-11-08 |
| 40 DIAGEO PLC - ADR | | 2017-03-27 | 2017-12-13 |

Form 990PF Part IV - Capital Gains and Losses for Tax on Investment Income - Columns e - h

| (e) Gross sales price | Depreciation allowed (f) (or allowable) | Cost or other basis (g) plus expense of sale | Gain or (loss) (h) (e) plus (f) minus (g) |
|-----------------------|--|---|--|
| 157 | | 154 | 3 |
| 313 | | 307 | 6 |
| 1,028 | | 897 | 131 |
| 856 | | 747 | 109 |
| 333 | | 343 | -10 |
| 849 | | 848 | 1 |
| 4,754 | | 3,956 | 798 |
| 565 | | 566 | -1 |
| 4,309 | | 3,659 | 650 |
| 5,648 | | 4,670 | 978 |

Form 990PF Part IV - Capital Gains and Losses for Tax on Investment Income - Columns i - l

| Complete only for assets showing gain in column (h) and owned by the foundation on 12/31/69 | | | (I) Gains (Col (h) gain minus col (k), but not less than -0-) or Losses (from col (h)) |
|---|--------------------------------------|---|--|
| (i) F M V as of 12/31/69 | Adjusted basis (j) as of 12/31/69 | Excess of col (i) (k) over col (j), if any | |
| | | | 3 |
| | | | 6 |
| | | | 131 |
| | | | 109 |
| | | | -10 |
| | | | 1 |
| | | | 798 |
| | | | -1 |
| | | | 650 |
| | | | 978 |

Form 990PF Part IV - Capital Gains and Losses for Tax on Investment Income - Columns a - d

| List and describe the kind(s) of property sold (e g , real estate, (a) 2-story brick warehouse, or common stock, 200 shs MLC Co) | (b) How acquired P—Purchase D—Donation | (c) Date acquired (mo , day, yr) | (d) Date sold (mo , day, yr) |
|--|---|---|-------------------------------------|
| 30 EOG RESOURCES, INC | | 2017-01-17 | 2017-04-06 |
| 27 EXPEDIA INC | | 2017-04-06 | 2017-04-06 |
| 109 FACEBOOK INC | | 2015-09-03 | 2017-04-06 |
| 5000 FED HOME LN MTG CORP 3 750% 3/27/19 | | 2017-04-12 | 2017-09-18 |
| 85000 FED HOME LN MTG CORP 3 750% 3/27/19 | | 2014-05-12 | 2017-09-18 |
| 25 FEDEX CORPORATION | | 2016-11-14 | 2017-04-06 |
| 6 FLEETCOR TECHNOLOGIES INC | | 2016-11-10 | 2017-04-06 |
| 21 FLEETCOR TECHNOLOGIES INC | | 2015-09-03 | 2017-04-06 |
| 145 GLAXOSMITHKLINE PLC - ADR | | 2017-04-05 | 2017-12-13 |
| 28 GOLDMAN SACHS GROUP INC | | 2016-12-01 | 2017-04-06 |

Form 990PF Part IV - Capital Gains and Losses for Tax on Investment Income - Columns e - h

| (e) Gross sales price | (f) Depreciation allowed (or allowable) | (g) Cost or other basis plus expense of sale | (h) Gain or (loss) (e) plus (f) minus (g) |
|-----------------------|--|---|--|
| 2,931 | | 3,163 | -232 |
| 3,377 | | 3,298 | 79 |
| 15,383 | | 9,745 | 5,638 |
| 5,176 | | 5,234 | -58 |
| 87,996 | | 93,002 | -5,006 |
| 4,892 | | 4,372 | 520 |
| 875 | | 941 | -66 |
| 3,063 | | 3,152 | -89 |
| 5,162 | | 6,161 | -999 |
| 6,399 | | 4,667 | 1,732 |

Form 990PF Part IV - Capital Gains and Losses for Tax on Investment Income - Columns i - l

| Complete only for assets showing gain in column (h) and owned by the foundation on 12/31/69 | | | (l) Gains (Col (h) gain minus col (k), but not less than -0-) or Losses (from col (h)) |
|---|--------------------------------------|---|--|
| (i) F M V as of 12/31/69 | (j) Adjusted basis as of 12/31/69 | (k) Excess of col (i) over col (j), if any | |
| | | | -232 |
| | | | 79 |
| | | | 5,638 |
| | | | -58 |
| | | | -5,006 |
| | | | 520 |
| | | | -66 |
| | | | -89 |
| | | | -999 |
| | | | 1,732 |

Form 990PF Part IV - Capital Gains and Losses for Tax on Investment Income - Columns a - d

| List and describe the kind(s) of property sold (e g , real estate, (a) 2-story brick warehouse, or common stock, 200 shs MLC Co) | (b) How acquired P—Purchase D—Donation | (c) Date acquired (mo , day, yr) | (d) Date sold (mo , day, yr) |
|---|--|--|--|
| 30000 GOLDMAN SACHS GROUP 5 950% 1/18/18 | | 2014-09-17 | 2017-07-27 |
| 15 HALLIBURTON CO | | 2016-10-25 | 2017-02-10 |
| 5 HALLIBURTON CO | | 2016-10-25 | 2017-02-13 |
| 11 HALLIBURTON CO | | 2016-07-14 | 2017-02-16 |
| 5 HALLIBURTON CO | | 2016-07-12 | 2017-02-17 |
| 5 HALLIBURTON CO | | 2016-07-01 | 2017-02-21 |
| 5 HALLIBURTON CO | | 2016-07-01 | 2017-03-21 |
| 2 HALLIBURTON CO | | 2016-07-01 | 2017-03-22 |
| 3 HALLIBURTON CO | | 2016-06-30 | 2017-03-22 |
| 40 HALLIBURTON CO | | 2016-09-29 | 2017-04-06 |

Form 990PF Part IV - Capital Gains and Losses for Tax on Investment Income - Columns e - h

| (e) Gross sales price | (f) Depreciation allowed (or allowable) | (g) Cost or other basis plus expense of sale | (h) Gain or (loss) (e) plus (f) minus (g) |
|------------------------------|---|--|---|
| 30,589 | | 33,677 | -3,088 |
| 852 | | 723 | 129 |
| 283 | | 235 | 48 |
| 601 | | 504 | 97 |
| 272 | | 229 | 43 |
| 273 | | 229 | 44 |
| 251 | | 229 | 22 |
| 100 | | 91 | 9 |
| 149 | | 136 | 13 |
| 1,996 | | 1,789 | 207 |

Form 990PF Part IV - Capital Gains and Losses for Tax on Investment Income - Columns i - l

| Complete only for assets showing gain in column (h) and owned by the foundation on 12/31/69 | | | (l) Gains (Col (h) gain minus col (k), but not less than -0-) or Losses (from col (h)) |
|---|---|--|---|
| (i) F M V as of 12/31/69 | (j) Adjusted basis as of 12/31/69 | (k) Excess of col (i) over col (j), if any | |
| | | | -3,088 |
| | | | 129 |
| | | | 48 |
| | | | 97 |
| | | | 43 |
| | | | 44 |
| | | | 22 |
| | | | 9 |
| | | | 13 |
| | | | 207 |

| Form 990PF Part IV - Capital Gains and Losses for Tax on Investment Income - Columns a - d | | | |
|--|---|---|-------------------------------------|
| List and describe the kind(s) of property sold (e g , real estate, (a) 2-story brick warehouse, or common stock, 200 shs MLC Co) | (b) How acquired P—Purchase D—Donation | (c) Date acquired (mo , day, yr) | (d) Date sold (mo , day, yr) |
| 18 HOME DEPOT INC | | 2016-02-02 | 2017-04-06 |
| 9 HOME DEPOT INC | | 2017-03-02 | 2017-04-06 |
| 3 HOME DEPOT INC | | 2017-03-03 | 2017-04-06 |
| 11 ILLUMINA INC | | 2015-09-03 | 2017-04-06 |
| 16 ILLUMINA INC | | 2017-04-06 | 2017-04-06 |
| 2624 ISHARES CORE S&P SMALL-CAP E | | 2016-10-03 | 2017-11-28 |
| 8 JPMORGAN CHASE & CO | | 2017-02-28 | 2017-03-16 |
| 265 JPMORGAN CHASE & CO | | 2016-03-01 | 2017-03-31 |
| 50 JPMORGAN CHASE & CO | | 2017-03-27 | 2017-04-05 |
| 37 JPMORGAN CHASE & CO | | 2016-12-09 | 2017-04-06 |

Form 990PF Part IV - Capital Gains and Losses for Tax on Investment Income - Columns e - h

| (e) Gross sales price | Depreciation allowed (f) (or allowable) | Cost or other basis (g) plus expense of sale | Gain or (loss) (h) (e) plus (f) minus (g) |
|-----------------------|--|---|--|
| 2,648 | | 2,260 | 388 |
| 1,324 | | 1,217 | 107 |
| 441 | | 442 | -1 |
| 1,869 | | 2,182 | -313 |
| 2,719 | | 2,613 | 106 |
| 200,279 | | 162,188 | 38,091 |
| 736 | | 707 | 29 |
| 23,318 | | 15,667 | 7,651 |
| 4,381 | | 4,327 | 54 |
| 3,191 | | 2,991 | 200 |

Form 990PF Part IV - Capital Gains and Losses for Tax on Investment Income - Columns i - l

| Complete only for assets showing gain in column (h) and owned by the foundation on 12/31/69 | | | (I) Gains (Col (h) gain minus col (k), but not less than -0-) or Losses (from col (h)) |
|---|--------------------------------------|---|--|
| (i) F M V as of 12/31/69 | Adjusted basis (j) as of 12/31/69 | Excess of col (i) (k) over col (j), if any | |
| | | | 388 |
| | | | 107 |
| | | | -1 |
| | | | -313 |
| | | | 106 |
| | | | 38,091 |
| | | | 29 |
| | | | 7,651 |
| | | | 54 |
| | | | 200 |

Form 990PF Part IV - Capital Gains and Losses for Tax on Investment Income - Columns a - d

| List and describe the kind(s) of property sold (e g , real estate, (a) 2-story brick warehouse, or common stock, 200 shs MLC Co) | (b) How acquired P—Purchase D—Donation | (c) Date acquired (mo , day, yr) | (d) Date sold (mo , day, yr) |
|--|---|---|-------------------------------------|
| 174 JPMORGAN CHASE & CO | | 2016-03-01 | 2017-11-30 |
| 50 JOHNSON & JOHNSON | | 2017-03-27 | 2017-04-05 |
| 56 PHILIPS ELECTRONICS - NY SHR ADR | | 2017-03-27 | 2017-04-05 |
| 56 PHILIPS ELECTRONICS - NY SHR ADR | | 2017-03-18 | 2017-06-30 |
| 41 LVMH MOET HENNESSY UNSP ADR - ADR | | 2017-03-27 | 2017-06-30 |
| 89 ELI LILLY & CO COM | | 2016-10-03 | 2017-03-24 |
| 5 MARRIOTT INTERNATIONAL INC CLASS A | | 2017-01-27 | 2017-03-02 |
| 1 MARRIOTT INTERNATIONAL INC CLASS A | | 2015-11-17 | 2017-03-03 |
| 4 MARRIOTT INTERNATIONAL INC CLASS A | | 2017-01-30 | 2017-03-03 |
| 77 MARRIOTT INTERNATIONAL INC CLASS A | | 2016-01-20 | 2017-04-06 |

Form 990PF Part IV - Capital Gains and Losses for Tax on Investment Income - Columns e - h

| (e) Gross sales price | Depreciation allowed (f) (or allowable) | Cost or other basis (g) plus expense of sale | Gain or (loss) (h) (e) plus (f) minus (g) |
|-----------------------|--|---|--|
| 18,348 | | 9,681 | 8,667 |
| 6,262 | | 6,285 | -23 |
| 1,786 | | 1,793 | -7 |
| 1,995 | | 1,800 | 195 |
| 2,068 | | 1,802 | 266 |
| 7,483 | | 7,180 | 303 |
| 436 | | 430 | 6 |
| 87 | | 74 | 13 |
| 348 | | 341 | 7 |
| 7,032 | | 5,388 | 1,644 |

Form 990PF Part IV - Capital Gains and Losses for Tax on Investment Income - Columns i - l

| Complete only for assets showing gain in column (h) and owned by the foundation on 12/31/69 | | | (I) Gains (Col (h) gain minus col (k), but not less than -0-) or Losses (from col (h)) |
|---|--------------------------------------|---|--|
| (i) F M V as of 12/31/69 | Adjusted basis (j) as of 12/31/69 | Excess of col (i) (k) over col (j), if any | |
| | | | 8,667 |
| | | | -23 |
| | | | -7 |
| | | | 195 |
| | | | 266 |
| | | | 303 |
| | | | 6 |
| | | | 13 |
| | | | 7 |
| | | | 1,644 |

Form 990PF Part IV - Capital Gains and Losses for Tax on Investment Income - Columns a - d

| List and describe the kind(s) of property sold (e g , real estate, (a) 2-story brick warehouse, or common stock, 200 shs MLC Co) | (b) How acquired P—Purchase D—Donation | (c) Date acquired (mo , day, yr) | (d) Date sold (mo , day, yr) |
|--|---|---|-------------------------------------|
| 3 MASTERCARD INC | | 2017-01-04 | 2017-02-16 |
| 3 MASTERCARD INC | | 2017-01-04 | 2017-02-17 |
| 92 MASTERCARD INC | | 2015-09-03 | 2017-04-06 |
| 127 MERCK & CO INC NEW | | 2016-04-22 | 2017-03-24 |
| 117 MICROSOFT CORP | | 2016-03-16 | 2017-04-06 |
| 78 MICROSOFT CORP | | 2017-03-17 | 2017-04-06 |
| 216 MICROSOFT CORP | | 2016-04-22 | 2017-11-30 |
| 10 MONSTER BEVERAGE CORP | | 2015-09-12 | 2017-02-17 |
| 1 MONSTER BEVERAGE CORP | | 2015-09-12 | 2017-02-21 |
| 79 MONSTER BEVERAGE CORP | | 2016-02-16 | 2017-04-06 |

Form 990PF Part IV - Capital Gains and Losses for Tax on Investment Income - Columns e - h

| (e) Gross sales price | (f) Depreciation allowed (or allowable) | (g) Cost or other basis plus expense of sale | (h) Gain or (loss) (e) plus (f) minus (g) |
|-----------------------|--|---|--|
| 327 | | 319 | 8 |
| 329 | | 318 | 11 |
| 10,316 | | 8,492 | 1,824 |
| 8,002 | | 7,208 | 794 |
| 7,665 | | 6,351 | 1,314 |
| 5,110 | | 4,688 | 422 |
| 18,070 | | 11,186 | 6,884 |
| 436 | | 506 | -70 |
| 44 | | 51 | -7 |
| 3,610 | | 3,493 | 117 |

Form 990PF Part IV - Capital Gains and Losses for Tax on Investment Income - Columns i - l

| Complete only for assets showing gain in column (h) and owned by the foundation on 12/31/69 | | | (l) Gains (Col (h) gain minus col (k), but not less than -0-) or Losses (from col (h)) |
|---|--------------------------------------|---|--|
| (i) F M V as of 12/31/69 | (j) Adjusted basis as of 12/31/69 | (k) Excess of col (i) over col (j), if any | |
| | | | 8 |
| | | | 11 |
| | | | 1,824 |
| | | | 794 |
| | | | 1,314 |
| | | | 422 |
| | | | 6,884 |
| | | | -70 |
| | | | -7 |
| | | | 117 |

| Form 990PF Part IV - Capital Gains and Losses for Tax on Investment Income - Columns a - d | | | |
|--|---|---|-------------------------------------|
| List and describe the kind(s) of property sold (e g , real estate, (a) 2-story brick warehouse, or common stock, 200 shs MLC Co) | (b) How acquired P—Purchase D—Donation | (c) Date acquired (mo , day, yr) | (d) Date sold (mo , day, yr) |
| 6 MONSTER BEVERAGE CORP | | 2016-05-26 | 2017-04-06 |
| 32 NETFLIX COM INC | | 2017-03-07 | 2017-04-06 |
| 35 NETFLIX COM INC | | 2015-09-09 | 2017-04-06 |
| 106 NIKE INC CL B | | 2017-03-16 | 2017-04-06 |
| 42 NIKE INC CL B | | 2015-09-03 | 2017-04-06 |
| 6 NVIDIA CORP | | 2016-12-06 | 2017-01-13 |
| 7 NVIDIA CORP | | 2016-10-26 | 2017-02-09 |
| 12 NVIDIA CORP | | 2016-10-25 | 2017-02-16 |
| 8 NVIDIA CORP | | 2016-06-02 | 2017-03-02 |
| 30 NVIDIA CORP | | 2016-01-27 | 2017-04-06 |

Form 990PF Part IV - Capital Gains and Losses for Tax on Investment Income - Columns e - h

| (e) Gross sales price | Depreciation allowed (f) (or allowable) | Cost or other basis (g) plus expense of sale | Gain or (loss) (h) (e) plus (f) minus (g) |
|-----------------------|--|---|--|
| 274 | | 300 | -26 |
| 4,586 | | 3,709 | 877 |
| 5,016 | | 3,575 | 1,441 |
| 5,841 | | 5,954 | -113 |
| 2,314 | | 2,352 | -38 |
| 627 | | 496 | 131 |
| 823 | | 503 | 320 |
| 1,282 | | 694 | 588 |
| 804 | | 372 | 432 |
| 3,011 | | 866 | 2,145 |

Form 990PF Part IV - Capital Gains and Losses for Tax on Investment Income - Columns i - l

| Complete only for assets showing gain in column (h) and owned by the foundation on 12/31/69 | | | (I) Gains (Col (h) gain minus col (k), but not less than -0-) or Losses (from col (h)) |
|---|--------------------------------------|---|--|
| (i) F M V as of 12/31/69 | Adjusted basis (j) as of 12/31/69 | Excess of col (i) (k) over col (j), if any | |
| | | | -26 |
| | | | 877 |
| | | | 1,441 |
| | | | -113 |
| | | | -38 |
| | | | 131 |
| | | | 320 |
| | | | 588 |
| | | | 432 |
| | | | 2,145 |

Form 990PF Part IV - Capital Gains and Losses for Tax on Investment Income - Columns a - d

| List and describe the kind(s) of property sold (e g , real estate, (a) 2-story brick warehouse, or common stock, 200 shs MLC Co) | (b) How acquired P—Purchase D—Donation | (c) Date acquired (mo , day, yr) | (d) Date sold (mo , day, yr) |
|--|---|---|-------------------------------------|
| 36 NVIDIA CORP | | 2016-05-26 | 2017-04-06 |
| 1 O'REILLY AUTOMOTIVE INC | | 2015-10-06 | 2017-02-01 |
| 1 O'REILLY AUTOMOTIVE INC | | 2015-10-06 | 2017-02-02 |
| 1 O'REILLY AUTOMOTIVE INC | | 2015-09-03 | 2017-02-13 |
| 17 O'REILLY AUTOMOTIVE INC | | 2015-09-03 | 2017-04-06 |
| 8 O'REILLY AUTOMOTIVE INC | | 2017-03-16 | 2017-04-06 |
| 102 PNC FINANCIAL SERVICES GROUP | | 2015-05-27 | 2017-03-24 |
| 129 PNC FINANCIAL SERVICES GROUP | | 2015-05-27 | 2017-11-30 |
| 4 PALO ALTO NETWORKS INC | | 2015-09-22 | 2017-03-01 |
| 2 PALO ALTO NETWORKS INC | | 2016-10-17 | 2017-03-13 |

Form 990PF Part IV - Capital Gains and Losses for Tax on Investment Income - Columns e - h

| (e) Gross sales price | (f) Depreciation allowed (or allowable) | (g) Cost or other basis plus expense of sale | (h) Gain or (loss) (e) plus (f) minus (g) |
|-----------------------|--|---|--|
| 3,614 | | 1,510 | 2,104 |
| 258 | | 254 | 4 |
| 257 | | 254 | 3 |
| 270 | | 242 | 28 |
| 4,321 | | 4,116 | 205 |
| 2,034 | | 2,178 | -144 |
| 12,160 | | 9,789 | 2,371 |
| 18,287 | | 12,380 | 5,907 |
| 464 | | 674 | -210 |
| 235 | | 299 | -64 |

Form 990PF Part IV - Capital Gains and Losses for Tax on Investment Income - Columns i - l

| Complete only for assets showing gain in column (h) and owned by the foundation on 12/31/69 | | | (I) Gains (Col (h) gain minus col (k), but not less than -0-) or Losses (from col (h)) |
|---|--------------------------------------|---|--|
| (i) F M V as of 12/31/69 | (j) Adjusted basis as of 12/31/69 | (k) Excess of col (i) over col (j), if any | |
| | | | 2,104 |
| | | | 4 |
| | | | 3 |
| | | | 28 |
| | | | 205 |
| | | | -144 |
| | | | 2,371 |
| | | | 5,907 |
| | | | -210 |
| | | | -64 |

| Form 990PF Part IV - Capital Gains and Losses for Tax on Investment Income - Columns a - d | | | |
|--|---|---|-------------------------------------|
| List and describe the kind(s) of property sold (e g , real estate, (a) 2-story brick warehouse, or common stock, 200 shs MLC Co) | (b) How acquired P—Purchase D—Donation | (c) Date acquired (mo , day, yr) | (d) Date sold (mo , day, yr) |
| 3 PALO ALTO NETWORKS INC | | 2016-03-10 | 2017-03-13 |
| 4 PALO ALTO NETWORKS INC | | 2016-01-27 | 2017-03-20 |
| 14 PALO ALTO NETWORKS INC | | 2016-08-23 | 2017-04-06 |
| 25 PARKER HANNIFIN CORP | | 2017-01-19 | 2017-04-06 |
| 100 PFIZER INC | | 2017-03-27 | 2017-11-08 |
| 3 THE PRICELINE GROUP INC | | 2015-09-03 | 2017-04-06 |
| 1 THE PRICELINE GROUP INC | | 2016-06-06 | 2017-04-06 |
| 53 PROCTER & GAMBLE CO | | 2017-03-27 | 2017-09-01 |
| 46 PROCTER & GAMBLE CO | | 2017-03-27 | 2017-11-08 |
| 152 PRUDENTIAL PLC - ADR | | 2017-03-27 | 2017-09-26 |

Form 990PF Part IV - Capital Gains and Losses for Tax on Investment Income - Columns e - h

| (e) Gross sales price | Depreciation allowed (f) (or allowable) | Cost or other basis (g) plus expense of sale | Gain or (loss) (h) (e) plus (f) minus (g) |
|-----------------------|--|---|--|
| 352 | | 484 | -132 |
| 460 | | 584 | -124 |
| 1,546 | | 1,912 | -366 |
| 4,001 | | 3,569 | 432 |
| 3,523 | | 3,422 | 101 |
| 5,296 | | 3,777 | 1,519 |
| 1,765 | | 1,346 | 419 |
| 4,903 | | 4,793 | 110 |
| 4,006 | | 4,160 | -154 |
| 7,045 | | 6,519 | 526 |

Form 990PF Part IV - Capital Gains and Losses for Tax on Investment Income - Columns i - l

| Complete only for assets showing gain in column (h) and owned by the foundation on 12/31/69 | | | (I) Gains (Col (h) gain minus col (k), but not less than -0-) or Losses (from col (h)) |
|---|--------------------------------------|---|--|
| (i) F M V as of 12/31/69 | Adjusted basis (j) as of 12/31/69 | Excess of col (i) (k) over col (j), if any | |
| | | | -132 |
| | | | -124 |
| | | | -366 |
| | | | 432 |
| | | | 101 |
| | | | 1,519 |
| | | | 419 |
| | | | 110 |
| | | | -154 |
| | | | 526 |

Form 990PF Part IV - Capital Gains and Losses for Tax on Investment Income - Columns a - d

| List and describe the kind(s) of property sold (e g , real estate, (a) 2-story brick warehouse, or common stock, 200 shs MLC Co) | (b) How acquired P—Purchase D—Donation | (c) Date acquired (mo , day, yr) | (d) Date sold (mo , day, yr) |
|--|---|---|-------------------------------------|
| 32 QUALCOMM INC | | 2016-10-27 | 2017-01-26 |
| 28 QUALCOMM INC | | 2016-09-15 | 2017-01-27 |
| 6 QUALCOMM INC | | 2016-07-26 | 2017-02-03 |
| 5 QUALCOMM INC | | 2016-07-26 | 2017-02-06 |
| 44 QUALCOMM INC | | 2016-06-27 | 2017-04-06 |
| 5 QUALCOMM INC | | 2016-07-21 | 2017-04-06 |
| 10000 QUALCOMM INC 2 250% 5/20/20 | | 2015-09-17 | 2017-11-20 |
| 15000 QUALCOMM INC 2 250% 5/20/20 | | 2015-09-17 | 2017-11-27 |
| 5000 QUALCOMM INC 2 250% 5/20/20 | | 2015-09-17 | 2017-11-30 |
| 5000 QUALCOMM INC 2 250% 5/20/20 | | 2015-09-17 | 2017-12-01 |

Form 990PF Part IV - Capital Gains and Losses for Tax on Investment Income - Columns e - h

| (e) Gross sales price | Depreciation allowed (f) (or allowable) | Cost or other basis (g) plus expense of sale | Gain or (loss) (h) (e) plus (f) minus (g) |
|-----------------------|---|--|--|
| 1,722 | | 2,049 | -327 |
| 1,525 | | 1,736 | -211 |
| 318 | | 368 | -50 |
| 265 | | 304 | -39 |
| 2,475 | | 2,314 | 161 |
| 281 | | 300 | -19 |
| 9,904 | | 9,973 | -69 |
| 14,862 | | 14,959 | -97 |
| 4,958 | | 4,986 | -28 |
| 4,957 | | 4,986 | -29 |

Form 990PF Part IV - Capital Gains and Losses for Tax on Investment Income - Columns i - l

| Complete only for assets showing gain in column (h) and owned by the foundation on 12/31/69 | | | (l) Gains (Col (h) gain minus col (k), but not less than -0-) or Losses (from col (h)) |
|---|--------------------------------------|---|---|
| (i) F M V as of 12/31/69 | Adjusted basis (j) as of 12/31/69 | Excess of col (i) (k) over col (j), if any | |
| | | | -327 |
| | | | -211 |
| | | | -50 |
| | | | -39 |
| | | | 161 |
| | | | -19 |
| | | | -69 |
| | | | -97 |
| | | | -28 |
| | | | -29 |

| Form 990PF Part IV - Capital Gains and Losses for Tax on Investment Income - Columns a - d | | | |
|--|---|---|-------------------------------------|
| List and describe the kind(s) of property sold (e g , real estate, (a) 2-story brick warehouse, or common stock, 200 shs MLC Co) | (b) How acquired P—Purchase D—Donation | (c) Date acquired (mo , day, yr) | (d) Date sold (mo , day, yr) |
| 5000 QUALCOMM INC 2 250% 5/20/20 | | 2015-09-17 | 2017-12-06 |
| 4 RED HAT INC | | 2015-09-03 | 2017-03-02 |
| 3 RED HAT INC | | 2015-09-03 | 2017-03-03 |
| 2 RED HAT INC | | 2015-09-03 | 2017-03-06 |
| 2 RED HAT INC | | 2015-09-03 | 2017-03-07 |
| 2 RED HAT INC | | 2015-09-03 | 2017-03-07 |
| 41 RED HAT INC | | 2015-09-03 | 2017-04-06 |
| 4 REGENERON PHARMACEUTICALS INC | | 2015-09-03 | 2017-01-06 |
| 2 REGENERON PHARMACEUTICALS INC | | 2015-09-03 | 2017-01-09 |
| 2 REGENERON PHARMACEUTICALS INC | | 2015-09-03 | 2017-01-09 |

Form 990PF Part IV - Capital Gains and Losses for Tax on Investment Income - Columns e - h

| (e) Gross sales price | (f) Depreciation allowed (or allowable) | (g) Cost or other basis plus expense of sale | (h) Gain or (loss) (e) plus (f) minus (g) |
|-----------------------|--|---|--|
| 4,961 | | 4,986 | -25 |
| 329 | | 282 | 47 |
| 245 | | 212 | 33 |
| 164 | | 141 | 23 |
| 164 | | 141 | 23 |
| 164 | | 141 | 23 |
| 3,482 | | 2,894 | 588 |
| 1,424 | | 2,089 | -665 |
| 702 | | 1,044 | -342 |
| 704 | | 1,044 | -340 |

Form 990PF Part IV - Capital Gains and Losses for Tax on Investment Income - Columns i - l

| Complete only for assets showing gain in column (h) and owned by the foundation on 12/31/69 | | | (l) Gains (Col (h) gain minus col (k), but not less than -0-) or Losses (from col (h)) |
|---|--------------------------------------|---|--|
| (i) F M V as of 12/31/69 | (j) Adjusted basis as of 12/31/69 | (k) Excess of col (i) over col (j), if any | |
| | | | -25 |
| | | | 47 |
| | | | 33 |
| | | | 23 |
| | | | 23 |
| | | | 23 |
| | | | 588 |
| | | | -665 |
| | | | -342 |
| | | | -340 |

| Form 990PF Part IV - Capital Gains and Losses for Tax on Investment Income - Columns a - d | | | |
|--|---|---|-------------------------------------|
| List and describe the kind(s) of property sold (e g , real estate, (a) 2-story brick warehouse, or common stock, 200 shs MLC Co) | (b) How acquired P—Purchase D—Donation | (c) Date acquired (mo , day, yr) | (d) Date sold (mo , day, yr) |
| 1 REGENERON PHARMACEUTICALS INC | | 2015-09-03 | 2017-01-24 |
| 2 REGENERON PHARMACEUTICALS INC | | 2016-08-04 | 2017-01-25 |
| 1 REGENERON PHARMACEUTICALS INC | | 2016-10-10 | 2017-01-26 |
| 1 REGENERON PHARMACEUTICALS INC | | 2015-09-23 | 2017-04-06 |
| 3 REGENERON PHARMACEUTICALS INC | | 2017-03-07 | 2017-04-06 |
| 3 S&P GLOBAL INC | | 2017-01-06 | 2017-03-20 |
| 3 S&P GLOBAL INC | | 2017-01-06 | 2017-03-21 |
| 3 S&P GLOBAL INC | | 2016-06-15 | 2017-03-22 |
| 1 S&P GLOBAL INC | | 2015-09-03 | 2017-03-23 |
| 2 S&P GLOBAL INC | | 2016-06-15 | 2017-03-23 |

Form 990PF Part IV - Capital Gains and Losses for Tax on Investment Income - Columns e - h

| (e) Gross sales price | Depreciation allowed (f) (or allowable) | Cost or other basis (g) plus expense of sale | Gain or (loss) (h) (e) plus (f) minus (g) |
|-----------------------|--|---|--|
| 348 | | 522 | -174 |
| 691 | | 861 | -170 |
| 346 | | 395 | -49 |
| 378 | | 543 | -165 |
| 1,133 | | 1,281 | -148 |
| 390 | | 346 | 44 |
| 388 | | 330 | 58 |
| 385 | | 323 | 62 |
| 130 | | 95 | 35 |
| 259 | | 215 | 44 |

Form 990PF Part IV - Capital Gains and Losses for Tax on Investment Income - Columns i - l

| Complete only for assets showing gain in column (h) and owned by the foundation on 12/31/69 | | | (I) Gains (Col (h) gain minus col (k), but not less than -0-) or Losses (from col (h)) |
|---|--------------------------------------|---|--|
| (i) F M V as of 12/31/69 | Adjusted basis (j) as of 12/31/69 | Excess of col (i) (k) over col (j), if any | |
| | | | -174 |
| | | | -170 |
| | | | -49 |
| | | | -165 |
| | | | -148 |
| | | | 44 |
| | | | 58 |
| | | | 62 |
| | | | 35 |
| | | | 44 |

| Form 990PF Part IV - Capital Gains and Losses for Tax on Investment Income - Columns a - d | | | |
|--|---|---|-------------------------------------|
| List and describe the kind(s) of property sold (e g , real estate, (a) 2-story brick warehouse, or common stock, 200 shs MLC Co) | (b) How acquired P—Purchase D—Donation | (c) Date acquired (mo , day, yr) | (d) Date sold (mo , day, yr) |
| 1 S&P GLOBAL INC | | 2015-09-03 | 2017-03-24 |
| 2 S&P GLOBAL INC | | 2015-09-03 | 2017-03-24 |
| 4 S&P GLOBAL INC | | 2015-09-03 | 2017-04-03 |
| 3 S&P GLOBAL INC | | 2015-09-03 | 2017-04-04 |
| 3 S&P GLOBAL INC | | 2015-09-14 | 2017-04-05 |
| 3 S&P GLOBAL INC | | 2015-09-14 | 2017-04-06 |
| 16 SALESFORCE COM INC | | 2015-09-03 | 2017-01-04 |
| 75 SALESFORCE COM INC | | 2015-09-03 | 2017-04-06 |
| 11 SALESFORCE COM INC | | 2017-03-17 | 2017-04-06 |
| 9 SCHLUMBERGER LTD | | 2017-01-19 | 2017-03-10 |

Form 990PF Part IV - Capital Gains and Losses for Tax on Investment Income - Columns e - h

| (e) Gross sales price | Depreciation allowed (f) (or allowable) | Cost or other basis (g) plus expense of sale | Gain or (loss) (h) (e) plus (f) minus (g) |
|-----------------------|--|---|--|
| 130 | | 95 | 35 |
| 259 | | 190 | 69 |
| 517 | | 379 | 138 |
| 384 | | 285 | 99 |
| 391 | | 283 | 108 |
| 391 | | 280 | 111 |
| 1,147 | | 1,107 | 40 |
| 6,359 | | 5,188 | 1,171 |
| 933 | | 899 | 34 |
| 707 | | 785 | -78 |

Form 990PF Part IV - Capital Gains and Losses for Tax on Investment Income - Columns i - l

| Complete only for assets showing gain in column (h) and owned by the foundation on 12/31/69 | | | (I) Gains (Col (h) gain minus col (k), but not less than -0-) or Losses (from col (h)) |
|---|--------------------------------------|---|--|
| (i) F M V as of 12/31/69 | Adjusted basis (j) as of 12/31/69 | Excess of col (i) (k) over col (j), if any | |
| | | | 35 |
| | | | 69 |
| | | | 138 |
| | | | 99 |
| | | | 108 |
| | | | 111 |
| | | | 40 |
| | | | 1,171 |
| | | | 34 |
| | | | -78 |

| Form 990PF Part IV - Capital Gains and Losses for Tax on Investment Income - Columns a - d | | | |
|--|---|---|-------------------------------------|
| List and describe the kind(s) of property sold (e g , real estate, (a) 2-story brick warehouse, or common stock, 200 shs MLC Co) | (b) How acquired P—Purchase D—Donation | (c) Date acquired (mo , day, yr) | (d) Date sold (mo , day, yr) |
| 9 SCHLUMBERGER LTD | | 2017-01-19 | 2017-03-13 |
| 6 SHIRE PLC ADR | | 2015-10-28 | 2017-01-18 |
| 4 SHIRE PLC ADR | | 2015-09-03 | 2017-02-13 |
| 20 SHIRE PLC ADR | | 2015-09-03 | 2017-04-06 |
| 13 SHIRE PLC ADR | | 2016-06-14 | 2017-04-06 |
| 123 SPIRIT AEROSYTSEMS HOLD-CL A | | 2016-10-03 | 2017-03-31 |
| 210 SPIRIT AEROSYTSEMS HOLD-CL A | | 2016-10-03 | 2017-10-12 |
| 62 SPLUNK INC | | 2016-03-07 | 2017-04-06 |
| 12 STARBUCKS CORP COM | | 2016-12-14 | 2017-02-01 |
| 11 STARBUCKS CORP COM | | 2016-12-15 | 2017-02-02 |

Form 990PF Part IV - Capital Gains and Losses for Tax on Investment Income - Columns e - h

| (e) Gross sales price | Depreciation allowed (f) (or allowable) | Cost or other basis (g) plus expense of sale | Gain or (loss) (h) (e) plus (f) minus (g) |
|-----------------------|--|---|--|
| 705 | | 784 | -79 |
| 1,001 | | 1,358 | -357 |
| 684 | | 899 | -215 |
| 3,434 | | 4,493 | -1,059 |
| 2,232 | | 2,432 | -200 |
| 7,141 | | 5,561 | 1,580 |
| 16,633 | | 9,495 | 7,138 |
| 3,760 | | 3,621 | 139 |
| 652 | | 703 | -51 |
| 596 | | 637 | -41 |

Form 990PF Part IV - Capital Gains and Losses for Tax on Investment Income - Columns i - l

| Complete only for assets showing gain in column (h) and owned by the foundation on 12/31/69 | | | (I) Gains (Col (h) gain minus col (k), but not less than -0-) or Losses (from col (h)) |
|---|--------------------------------------|---|--|
| (i) F M V as of 12/31/69 | Adjusted basis (j) as of 12/31/69 | Excess of col (i) (k) over col (j), if any | |
| | | | -79 |
| | | | -357 |
| | | | -215 |
| | | | -1,059 |
| | | | -200 |
| | | | 1,580 |
| | | | 7,138 |
| | | | 139 |
| | | | -51 |
| | | | -41 |

| Form 990PF Part IV - Capital Gains and Losses for Tax on Investment Income - Columns a - d | | | |
|--|---|---|-------------------------------------|
| List and describe the kind(s) of property sold (e g , real estate, (a) 2-story brick warehouse, or common stock, 200 shs MLC Co) | (b) How acquired P—Purchase D—Donation | (c) Date acquired (mo , day, yr) | (d) Date sold (mo , day, yr) |
| 7 STARBUCKS CORP COM | | 2015-09-03 | 2017-02-08 |
| 6 STARBUCKS CORP COM | | 2016-08-01 | 2017-02-08 |
| 11 STARBUCKS CORP COM | | 2015-09-03 | 2017-02-09 |
| 9 STARBUCKS CORP COM | | 2015-09-03 | 2017-03-06 |
| 9 STARBUCKS CORP COM | | 2015-09-03 | 2017-03-07 |
| 6 STARBUCKS CORP COM | | 2015-09-03 | 2017-03-08 |
| 6 STARBUCKS CORP COM | | 2015-09-03 | 2017-03-08 |
| 10 STARBUCKS CORP COM | | 2015-09-03 | 2017-03-09 |
| 10 STARBUCKS CORP COM | | 2015-09-03 | 2017-03-10 |
| 10 STARBUCKS CORP COM | | 2015-09-03 | 2017-03-13 |

Form 990PF Part IV - Capital Gains and Losses for Tax on Investment Income - Columns e - h

| (e) Gross sales price | Depreciation allowed (f) (or allowable) | Cost or other basis (g) plus expense of sale | Gain or (loss) (h) (e) plus (f) minus (g) |
|-----------------------|--|---|--|
| 386 | | 389 | -3 |
| 331 | | 347 | -16 |
| 612 | | 611 | 1 |
| 510 | | 500 | 10 |
| 507 | | 500 | 7 |
| 336 | | 333 | 3 |
| 335 | | 333 | 2 |
| 549 | | 556 | -7 |
| 549 | | 556 | -7 |
| 544 | | 555 | -11 |

Form 990PF Part IV - Capital Gains and Losses for Tax on Investment Income - Columns i - l

| Complete only for assets showing gain in column (h) and owned by the foundation on 12/31/69 | | | (I) Gains (Col (h) gain minus col (k), but not less than -0-) or Losses (from col (h)) |
|---|--------------------------------------|---|--|
| (i) F M V as of 12/31/69 | Adjusted basis (j) as of 12/31/69 | Excess of col (i) (k) over col (j), if any | |
| | | | -3 |
| | | | -16 |
| | | | 1 |
| | | | 10 |
| | | | 7 |
| | | | 3 |
| | | | 2 |
| | | | -7 |
| | | | -7 |
| | | | -11 |

| Form 990PF Part IV - Capital Gains and Losses for Tax on Investment Income - Columns a - d | | | |
|--|---|---|-------------------------------------|
| List and describe the kind(s) of property sold (e g , real estate, (a) 2-story brick warehouse, or common stock, 200 shs MLC Co) | (b) How acquired P—Purchase D—Donation | (c) Date acquired (mo , day, yr) | (d) Date sold (mo , day, yr) |
| 124 SUNCOR ENERGY INC NEW F | | 2017-03-27 | 2017-12-13 |
| 9 TJX COMPANIES INC | | 2015-09-03 | 2017-02-08 |
| 5 TJX COMPANIES INC | | 2015-09-03 | 2017-02-09 |
| 9 TJX COMPANIES INC | | 2015-09-03 | 2017-02-22 |
| 13 TJX COMPANIES INC | | 2016-02-03 | 2017-02-23 |
| 6 TJX COMPANIES INC | | 2016-02-03 | 2017-02-24 |
| 7 TJX COMPANIES INC | | 2015-10-01 | 2017-02-27 |
| 99 TJX COMPANIES INC | | 2014-02-03 | 2017-07-14 |
| 125 TARGET CORP | | 2014-02-03 | 2017-10-12 |
| 310 TELSTRA CORP-ADR | | 2017-03-27 | 2017-09-26 |

Form 990PF Part IV - Capital Gains and Losses for Tax on Investment Income - Columns e - h

| (e) Gross sales price | (f) Depreciation allowed (or allowable) | (g) Cost or other basis plus expense of sale | (h) Gain or (loss) (e) plus (f) minus (g) |
|-----------------------|--|---|--|
| 4,293 | | 3,756 | 537 |
| 678 | | 649 | 29 |
| 380 | | 361 | 19 |
| 685 | | 649 | 36 |
| 1,011 | | 937 | 74 |
| 471 | | 427 | 44 |
| 549 | | 494 | 55 |
| 6,892 | | 5,576 | 1,316 |
| 7,500 | | 6,940 | 560 |
| 4,302 | | 5,392 | -1,090 |

Form 990PF Part IV - Capital Gains and Losses for Tax on Investment Income - Columns i - l

| Complete only for assets showing gain in column (h) and owned by the foundation on 12/31/69 | | | (I) Gains (Col (h) gain minus col (k), but not less than -0-) or Losses (from col (h)) |
|---|--------------------------------------|---|--|
| (i) F M V as of 12/31/69 | (j) Adjusted basis as of 12/31/69 | (k) Excess of col (i) over col (j), if any | |
| | | | 537 |
| | | | 29 |
| | | | 19 |
| | | | 36 |
| | | | 74 |
| | | | 44 |
| | | | 55 |
| | | | 1,316 |
| | | | 560 |
| | | | -1,090 |

| Form 990PF Part IV - Capital Gains and Losses for Tax on Investment Income - Columns a - d | | | |
|--|---|---|-------------------------------------|
| List and describe the kind(s) of property sold (e g , real estate, (a) 2-story brick warehouse, or common stock, 200 shs MLC Co) | (b) How acquired P—Purchase D—Donation | (c) Date acquired (mo , day, yr) | (d) Date sold (mo , day, yr) |
| 139 TENARIS S A - ADR | | 2017-03-27 | 2017-09-01 |
| 14 TESLA, INC | | 2015-09-03 | 2017-04-06 |
| 52 TEXAS INSTRUMENTS INC | | 2017-03-02 | 2017-04-06 |
| 43 THERMO FISHER SCIENTIFIC INC | | 2016-02-05 | 2017-03-24 |
| 5 TIME WARNER INC | | 2015-09-03 | 2017-02-16 |
| 35 TIME WARNER INC | | 2015-09-03 | 2017-04-06 |
| 30000 TIME WARNER CABLE IN 5 850% 5/01/17 | | 2014-02-13 | 2017-04-10 |
| 31 TOTAL S A - ADR | | 2017-03-27 | 2017-04-05 |
| 34 TOYOTA MOTOR CORPORATION - ADR | | 2017-03-27 | 2017-04-05 |
| 12 ULTA BEAUTY, INC | | 2017-03-14 | 2017-04-06 |

Form 990PF Part IV - Capital Gains and Losses for Tax on Investment Income - Columns e - h

| (e) Gross sales price | Depreciation allowed (f) (or allowable) | Cost or other basis (g) plus expense of sale | Gain or (loss) (h) (e) plus (f) minus (g) |
|-----------------------|--|---|--|
| 3,694 | | 4,397 | -703 |
| 4,167 | | 3,517 | 650 |
| 4,158 | | 3,997 | 161 |
| 6,637 | | 5,288 | 1,349 |
| 480 | | 357 | 123 |
| 3,438 | | 2,499 | 939 |
| 30,084 | | 33,992 | -3,908 |
| 1,604 | | 1,559 | 45 |
| 3,629 | | 3,783 | -154 |
| 3,400 | | 3,146 | 254 |

Form 990PF Part IV - Capital Gains and Losses for Tax on Investment Income - Columns i - l

| Complete only for assets showing gain in column (h) and owned by the foundation on 12/31/69 | | | (I) Gains (Col (h) gain minus col (k), but not less than -0-) or Losses (from col (h)) |
|---|--------------------------------------|---|--|
| (i) F M V as of 12/31/69 | Adjusted basis (j) as of 12/31/69 | Excess of col (i) (k) over col (j), if any | |
| | | | -703 |
| | | | 650 |
| | | | 161 |
| | | | 1,349 |
| | | | 123 |
| | | | 939 |
| | | | -3,908 |
| | | | 45 |
| | | | -154 |
| | | | 254 |

| Form 990PF Part IV - Capital Gains and Losses for Tax on Investment Income - Columns a - d | | | |
|--|---|---|-------------------------------------|
| List and describe the kind(s) of property sold (e g , real estate, (a) 2-story brick warehouse, or common stock, 200 shs MLC Co) | (b) How acquired P—Purchase D—Donation | (c) Date acquired (mo , day, yr) | (d) Date sold (mo , day, yr) |
| 78 UNION PACIFIC CORP | | 2015-10-23 | 2017-03-24 |
| 147 UNION PACIFIC CORP | | 2014-02-03 | 2017-11-30 |
| 152 UNITED PARCEL SERVICE-CL B | | 2014-02-03 | 2017-11-30 |
| 80000 US TREASURY NOTE 3 500% 2/15/18 | | 2014-05-12 | 2017-08-10 |
| 40000 US TREASURY NOTE 4 000% 8/15/18 | | 2017-04-12 | 2017-11-30 |
| 80000 US TREASURY NOTE 4 000% 8/15/18 | | 2014-05-12 | 2017-11-30 |
| 37000 UNITED TECHNOLOGIES 1 800% 6/01/17 | | 2014-02-07 | 2017-06-01 |
| 113 UNITEDHEALTH GROUP INC | | 2014-02-03 | 2017-10-12 |
| 81 UNITEDHEALTH GROUP INC | | 2014-02-03 | 2017-11-30 |
| 85 VEOLIA ENVIRONNEMENT ADR | | 2017-03-27 | 2017-12-13 |

Form 990PF Part IV - Capital Gains and Losses for Tax on Investment Income - Columns e - h

| (e) Gross sales price | Depreciation allowed (f) (or allowable) | Cost or other basis (g) plus expense of sale | Gain or (loss) (h) (e) plus (f) minus (g) |
|-----------------------|--|---|--|
| 8,092 | | 6,859 | 1,233 |
| 18,430 | | 12,607 | 5,823 |
| 18,214 | | 14,254 | 3,960 |
| 80,947 | | 87,469 | -6,522 |
| 40,680 | | 41,527 | -847 |
| 81,359 | | 89,503 | -8,144 |
| 37,000 | | 37,857 | -857 |
| 21,796 | | 8,014 | 13,782 |
| 18,238 | | 5,744 | 12,494 |
| 2,093 | | 1,576 | 517 |

Form 990PF Part IV - Capital Gains and Losses for Tax on Investment Income - Columns i - l

| Complete only for assets showing gain in column (h) and owned by the foundation on 12/31/69 | | | (I) Gains (Col (h) gain minus col (k), but not less than -0-) or Losses (from col (h)) |
|---|--------------------------------------|---|---|
| (i) F M V as of 12/31/69 | Adjusted basis (j) as of 12/31/69 | Excess of col (i) (k) over col (j), if any | |
| | | | 1,233 |
| | | | 5,823 |
| | | | 3,960 |
| | | | -6,522 |
| | | | -847 |
| | | | -8,144 |
| | | | -857 |
| | | | 13,782 |
| | | | 12,494 |
| | | | 517 |

Form 990PF Part IV - Capital Gains and Losses for Tax on Investment Income - Columns a - d

| List and describe the kind(s) of property sold (e g , real estate, (a) 2-story brick warehouse, or common stock, 200 shs MLC Co) | (b) How acquired P—Purchase D—Donation | (c) Date acquired (mo , day, yr) | (d) Date sold (mo , day, yr) |
|--|---|---|-------------------------------------|
| 30000 VERIZON COMMUNICATIO 3 650% 9/14/18 | | 2014-02-07 | 2017-09-22 |
| 5000 VERIZON COMMUNICATIO 3 650% 9/14/18 | | 2017-04-12 | 2017-09-22 |
| 5 VERTEX PHARMACEUTICALS INC COM | | 2017-04-06 | 2017-04-06 |
| 21 VISA INC-CLASS A SHRS | | 2015-11-03 | 2017-01-04 |
| 118 VISA INC-CLASS A SHRS | | 2015-09-03 | 2017-04-06 |
| 51 WORKDAY INC | | 2016-03-01 | 2017-04-06 |
| 24 ALLERGAN PLC | | 2017-03-14 | 2017-04-06 |
| 4 ALLERGAN PLC | | 2015-09-30 | 2017-04-06 |
| 94 EATON CORP PLC | | 2014-02-03 | 2017-10-12 |
| 20 MOBILEYE NV | | 2016-08-02 | 2017-03-13 |

Form 990PF Part IV - Capital Gains and Losses for Tax on Investment Income - Columns e - h

| (e) Gross sales price | (f) Depreciation allowed (or allowable) | (g) Cost or other basis plus expense of sale | (h) Gain or (loss) (e) plus (f) minus (g) |
|-----------------------|--|---|--|
| 30,588 | | 32,027 | -1,439 |
| 5,098 | | 5,134 | -36 |
| 569 | | 570 | -1 |
| 1,677 | | 1,557 | 120 |
| 10,496 | | 8,352 | 2,144 |
| 4,216 | | 3,672 | 544 |
| 5,716 | | 5,648 | 68 |
| 953 | | 1,326 | -373 |
| 7,412 | | 6,126 | 1,286 |
| 1,225 | | 946 | 279 |

Form 990PF Part IV - Capital Gains and Losses for Tax on Investment Income - Columns i - l

| Complete only for assets showing gain in column (h) and owned by the foundation on 12/31/69 | | | (l) Gains (Col (h) gain minus col (k), but not less than -0-) or Losses (from col (h)) |
|---|-----------------------------------|--|--|
| (i) F M V as of 12/31/69 | (j) Adjusted basis as of 12/31/69 | (k) Excess of col (i) over col (j), if any | |
| | | | -1,439 |
| | | | -36 |
| | | | -1 |
| | | | 120 |
| | | | 2,144 |
| | | | 544 |
| | | | 68 |
| | | | -373 |
| | | | 1,286 |
| | | | 279 |

Form 990PF Part IV - Capital Gains and Losses for Tax on Investment Income - Columns a - d

| List and describe the kind(s) of property sold (e g , real estate, (a) 2-story brick warehouse, or common stock, 200 shs MLC Co) | (b) How acquired P—Purchase D—Donation | (c) Date acquired (mo , day, yr) | (d) Date sold (mo , day, yr) |
|--|---|---|-------------------------------------|
| 20 MOBILEYE NV | | 2016-11-21 | 2017-03-13 |
| 6 NXP SEMICONDUCTORS NV | | 2016-04-29 | 2017-03-02 |
| 4 NXP SEMICONDUCTORS NV | | 2016-04-29 | 2017-04-06 |
| 6 NXP SEMICONDUCTORS NV | | 2016-03-08 | 2017-04-06 |
| 6 NXP SEMICONDUCTORS NV | | 2016-04-29 | 2017-04-06 |
| 24 BROADCOM LTD | | 2017-03-09 | 2017-04-06 |
| CAPITAL GAIN DIVIDENDS | P | | |

Form 990PF Part IV - Capital Gains and Losses for Tax on Investment Income - Columns e - h

| (e) Gross sales price | (f) Depreciation allowed (or allowable) | (g) Cost or other basis plus expense of sale | (h) Gain or (loss) (e) plus (f) minus (g) |
|-----------------------|--|---|--|
| 1,218 | | 783 | 435 |
| 622 | | 510 | 112 |
| 418 | | 340 | 78 |
| 627 | | 457 | 170 |
| 627 | | 510 | 117 |
| 5,211 | | 5,037 | 174 |
| | | | 95,479 |

Form 990PF Part IV - Capital Gains and Losses for Tax on Investment Income - Columns i - l

| Complete only for assets showing gain in column (h) and owned by the foundation on 12/31/69 | | | (l) Gains (Col (h) gain minus col (k), but not less than -0-) or Losses (from col (h)) |
|---|--------------------------------------|---|--|
| (i) F M V as of 12/31/69 | (j) Adjusted basis as of 12/31/69 | (k) Excess of col (i) over col (j), if any | |
| | | | 435 |
| | | | 112 |
| | | | 78 |
| | | | 170 |
| | | | 117 |
| | | | 174 |
| | | | |

| Form 990PF Part XV Line 3 - Grants and Contributions Paid During the Year or Approved for Future Payment | | | | |
|--|---|--------------------------------|----------------------------------|---------|
| Recipient | If recipient is an individual, show any relationship to any foundation manager or substantial contributor | Foundation status of recipient | Purpose of grant or contribution | Amount |
| Name and address (home or business) | | | | |
| a Paid during the year | | | | |
| CASCADE BROOKE SCHOOL 162 LEARNING LANE FARMINGTON, ME 04938 | NONE | PC | GENERAL SUPPORT | 2,000 |
| CATHOLIC CHARITIES MAINE 307 CONGRESS ST PORTLAND, ME 04104 | NONE | PC | GENERAL SUPPORT | 3,000 |
| HOSPICE OF SOUTHERN MAINE 180 US ROUTE ONE SCARBOROUGH, ME 04074 | NONE | PC | GENERAL SUPPORT | 1,000 |
| Total ▶ 3a | | | | 470,300 |

| Form 990PF Part XV Line 3 - Grants and Contributions Paid During the Year or Approved for Future Payment | | | | |
|--|---|--------------------------------|----------------------------------|---------|
| Recipient | If recipient is an individual, show any relationship to any foundation manager or substantial contributor | Foundation status of recipient | Purpose of grant or contribution | Amount |
| Name and address (home or business) | | | | |
| a <i>Paid during the year</i> | | | | |
| MUSIC FOR YOUTH INCPO BOX 403 WESTPORT, CT 06881 | NONE | PC | GENERAL SUPPORT | 20,000 |
| WG MALLET SCHOOL 116 MIDDLE STREET FARMINGTON, ME 04938 | NONE | PC | GENERAL SUPPORT | 2,000 |
| BRUNSWICK SCHOOL INC 100 MAHER AVE GREENWICH, CT 06830 | NONE | PC | GENERAL SUPPORT | 500 |
| Total ▶ 3a | | | | 470,300 |

| Form 990PF Part XV Line 3 - Grants and Contributions Paid During the Year or Approved for Future Payment | | | | |
|--|---|--------------------------------|----------------------------------|---------|
| Recipient | If recipient is an individual, show any relationship to any foundation manager or substantial contributor | Foundation status of recipient | Purpose of grant or contribution | Amount |
| Name and address (home or business) | | | | |
| a <i>Paid during the year</i> | | | | |
| VISITING NURSE ASSOCIATION OF RIDGEFIELD90 EAST RIDGE RIDGEFIELD, CT 06877 | NONE | PC | GENERAL SUPPORT | 1,500 |
| GREENWICH COUNTRY DAY SCHOOL PO BOX 623 GREENWICH, CT 06836 | NONE | PC | GENERAL SUPPORT | 10,000 |
| GREENWICH HOSPITAL 5 PERRYRIDGE ROAD GREENWICH, CT 06830 | NONE | PC | GENERAL SUPPORT | 500 |
| Total ▶ 3a | | | | 470,300 |

| Form 990PF Part XV Line 3 - Grants and Contributions Paid During the Year or Approved for Future Payment | | | | |
|--|---|--------------------------------|----------------------------------|---------|
| Recipient | If recipient is an individual, show any relationship to any foundation manager or substantial contributor | Foundation status of recipient | Purpose of grant or contribution | Amount |
| Name and address (home or business) | | | | |
| a Paid during the year | | | | |
| ST STEPHEN'S EPISCOPAL CHURCH 351 MAIN ST RIDGEFIELD, CT 06877 | NONE | PC | GENERAL SUPPORT | 1,000 |
| GREENWICH ACADEMY INC 200 NORHT MAPLE AVE GREENWICH, CT 06830 | NONE | PC | GENERAL SUPPORT | 2,500 |
| THE CONNECTICUTT AUDUBON SOCIETY 2325 BURR ST FAIRFIELD, CT 06430 | NONE | PC | BANK SOUTH | 112,710 |
| Total ▶ 3a | | | | 470,300 |

Form 990PF Part XV Line 3 - Grants and Contributions Paid During the Year or Approved for Future Payment

| Recipient | If recipient is an individual, show any relationship to any foundation manager or substantial contributor | Foundation status of recipient | Purpose of grant or contribution | Amount |
|--|--|--------------------------------------|-------------------------------------|---------|
| Name and address (home or business) | | | | |
| a <i>Paid during the year</i> | | | | |
| RIDGEFILED LIBRARY ASSOCIATION 472 MAIN STREET RIDGEFIELD, CT 06877 | NONE | PC | GENERAL SUPPORT | 2,500 |
| SAINT MATTHEW CHURCH 216 SCRIBNER AVENUE NORWALK, CT 06854 | NONE | PC | GENERAL SUPPORT | 10,000 |
| MIDDLE PATENT RURAL CEMETERY ASSOC 4 BEDFORD BANKVILLE ROAD BEDFORD, NY 10506 | NONE | NC | GENERAL SUPPORT | 500 |
| Total ► 3a | | | | 470,300 |

| Form 990PF Part XV Line 3 - Grants and Contributions Paid During the Year or Approved for Future Payment | | | | |
|--|---|--------------------------------|----------------------------------|---------|
| Recipient | If recipient is an individual, show any relationship to any foundation manager or substantial contributor | Foundation status of recipient | Purpose of grant or contribution | Amount |
| Name and address (home or business) | | | | |
| a Paid during the year | | | | |
| BETHEL VOLUNTEER FIRE DEPARTMENT 38 S STREET BETHEL, CT 06801 | NONE | NC | GENERAL SUPPORT | 600 |
| SILVER SHIELD ASSOCIATION PO BOX 1123 GREENWICH, CT 06836 | NONE | NC | GENERAL SUPPORT | 500 |
| THE MARITIME AQUARIUM AT NORWALK INC10 N WATER STREET NORWALK, CT 06854 | NONE | PC | GENERAL SUPPORT | 500 |
| Total ▶ 3a | | | | 470,300 |


| Form 990PF Part XV Line 3 - Grants and Contributions Paid During the Year or Approved for Future Payment | | | | |
|--|---|--------------------------------|----------------------------------|---------|
| Recipient | If recipient is an individual, show any relationship to any foundation manager or substantial contributor | Foundation status of recipient | Purpose of grant or contribution | Amount |
| Name and address (home or business) | | | | |
| a <i>Paid during the year</i> | | | | |
| EAGLE HILL FOUNDATION 45 GLENVILLE RD GREENWICH, CT 06831 | NONE | PC | GENERAL SUPPORT | 50,000 |
| HOUSATONIC RESOURCE RECOVERY AUTHORITY OLD TOWN HALL 162 WHISCONIER RD BROOKFIELD, CT 06804 | NONE | PC | GENERAL SUPPORT | 400 |
| RIDGEFIELD PLAYHOUSE80 E RIDGE RIDGEFIELD, CT 06877 | NONE | PC | GENERAL SUPPORT | 2,500 |
| Total ▶ 3a | | | | 470,300 |

| Form 990PF Part XV Line 3 - Grants and Contributions Paid During the Year or Approved for Future Payment | | | | |
|--|---|--------------------------------|----------------------------------|---------|
| Recipient | If recipient is an individual, show any relationship to any foundation manager or substantial contributor | Foundation status of recipient | Purpose of grant or contribution | Amount |
| Name and address (home or business) | | | | |
| a <i>Paid during the year</i> | | | | |
| RIDGEFILED OPERATION FOR ANIMAL RESCUE INC45 SOUTH STREET RIDGEFIELD, CT 06877 | NONE | PC | GENERAL SUPPORT | 1,000 |
| TOWN OF RIDGEFIELD 400 MAIN STREET RIDGEFILED, CT 06877 | NONE | PC | GENERAL SUPPORT/HOLIDAY | 1,500 |
| GREENWICH HISTORICAL SOCIETY INC 39 STRICKLAND ROAD COS COB, CT 06807 | NONE | PC | GENERAL SUPPORT | 118,000 |
| Total ▶ 3a | | | | 470,300 |

| Form 990PF Part XV Line 3 - Grants and Contributions Paid During the Year or Approved for Future Payment | | | | |
|--|---|--------------------------------|----------------------------------|---------|
| Recipient | If recipient is an individual, show any relationship to any foundation manager or substantial contributor | Foundation status of recipient | Purpose of grant or contribution | Amount |
| Name and address (home or business) | | | | |
| a <i>Paid during the year</i> | | | | |
| AMOGERONE VOLUNTEER FIRE CO #1 PO BOX 121 GREENWICH, CT 06836 | NONE | PC | GENERAL SUPPORT | 500 |
| NATIONAL SOCIETY OF THE DAUGHTERS OF THE AMERICAN REVOLUTION 70 LINDEN TREE RD WILTON, CT 06897 | NONE | PC | GENERAL SUPPORT | 1,000 |
| NATIONAL AUDUBON SOCIETY 613 RIVERSVILLE RD GREENWICH, CT 06831 | NONE | PC | GENERAL SUPPORT | 3,000 |
| Total ▶ 3a | | | | 470,300 |


| Form 990PF Part XV Line 3 - Grants and Contributions Paid During the Year or Approved for Future Payment | | | | |
|--|---|--------------------------------|----------------------------------|---------|
| Recipient | If recipient is an individual, show any relationship to any foundation manager or substantial contributor | Foundation status of recipient | Purpose of grant or contribution | Amount |
| Name and address (home or business) | | | | |
| a <i>Paid during the year</i> | | | | |
| PLANNED PARENTHOOD FEDERATION OF AMERICA INC434 W 33RD ST NEW YORK, NY 10001 | NONE | PC | INTERNATIONAL/GLOBAL | 41,350 |
| WILDLIFE CONSERVATION SOCIETY 2300 SOUTHERN BLVD BRONX, NY 10460 | NONE | PC | GENERAL SUPPORT | 2,500 |
| GALAPAGOS CONSERVANCY INC 11150 FAIRFAX BOULEVARD FAIRFAX, VA 22030 | NONE | PC | GENERAL SUPPORT | 15,000 |
| Total ▶ 3a | | | | 470,300 |

| Form 990PF Part XV Line 3 - Grants and Contributions Paid During the Year or Approved for Future Payment | | | | |
|--|---|--------------------------------|----------------------------------|---------|
| Recipient | If recipient is an individual, show any relationship to any foundation manager or substantial contributor | Foundation status of recipient | Purpose of grant or contribution | Amount |
| Name and address (home or business) | | | | |
| a <i>Paid during the year</i> | | | | |
| WOLF CONSERVATION CENTER INC PO BOX 421 SOUTH SALEM, NY 10590 | NONE | PC | GENERAL SUPPORT | 500 |
| HYDE HALL INCPO BOX 721 COOPERSTOWN, NY 13326 | NONE | PC | GENERAL SUPPORT | 1,000 |
| ADAPTIVE SPORTS FOUNDATION INC PO BOX 266 WINDHAM, NY 12496 | NONE | PC | GENERAL SUPPORT | 1,000 |
| Total ▶ 3a | | | | 470,300 |

| Form 990PF Part XV Line 3 - Grants and Contributions Paid During the Year or Approved for Future Payment | | | | |
|--|---|--------------------------------|----------------------------------|---------|
| Recipient | If recipient is an individual, show any relationship to any foundation manager or substantial contributor | Foundation status of recipient | Purpose of grant or contribution | Amount |
| Name and address (home or business) | | | | |
| a <i>Paid during the year</i> | | | | |
| TREETOPS CHAMBER MUSIC SOCIETY PO BOX 8151 STAMFORD, CT 06905 | NONE | PC | GENERAL SUPPORT | 2,000 |
| GREENWICH EMERGENCY MEDICAL SERVICE 1111 EAST PUTNAM AVE RIVERSIDE, CT 06878 | NONE | PC | GENERAL SUPPORT | 500 |
| WILDLIFE IN CRISIS PO BOX 1246 WESTON, CT 06883 | NONE | PC | GENERAL SUPPORT | 1,000 |
| Total  | | | | 470,300 |
| 3a | | | | |

| Form 990PF Part XV Line 3 - Grants and Contributions Paid During the Year or Approved for Future Payment | | | | |
|--|---|--------------------------------|----------------------------------|---------|
| Recipient | If recipient is an individual, show any relationship to any foundation manager or substantial contributor | Foundation status of recipient | Purpose of grant or contribution | Amount |
| Name and address (home or business) | | | | |
| a <i>Paid during the year</i> | | | | |
| ST LUKES FOUNDATION 377 NORTH WILTON ROAD NEW CANAAN, CT 06840 | NONE | PC | GENERAL SUPPORT | 750 |
| MEALS ON WHEELS OF RIDGEFIELD 25 GILBERT STREET RIDGEFIELD, CT 06877 | NONE | PC | GENERAL SUPPORT | 500 |
| SKYS THE LIMIT FUND 4546 EL CAMINO REAL STE 282 LOS ALTOS, CA 94022 | NONE | PC | GENERAL SUPPORT | 3,000 |
| Total ▶ 3a | | | | 470,300 |


| Form 990PF Part XV Line 3 - Grants and Contributions Paid During the Year or Approved for Future Payment | | | | |
|--|---|--------------------------------|----------------------------------|---------|
| Recipient | If recipient is an individual, show any relationship to any foundation manager or substantial contributor | Foundation status of recipient | Purpose of grant or contribution | Amount |
| Name and address (home or business) | | | | |
| a <i>Paid during the year</i> | | | | |
| CAMPING & EDUCATION FOUNDATION 3515 MICHIGAN AVENUE CINCINNATI, OH 45208 | NONE | PC | GENERAL SUPPORT | 5,000 |
| FOUNDERS HALL193 DANBURY ROAD RIDGEFIELD, CT 06877 | NONE | PF | GENERAL SUPPORT | 1,000 |
| UNIVERSITY OF NOTRE DAME 400 MAIN BUILDING NOTRE DAME, IN 46556 | NONE | PC | GENERAL SUPPORT | 2,000 |
| Total ▶ 3a | | | | 470,300 |

| Form 990PF Part XV Line 3 - Grants and Contributions Paid During the Year or Approved for Future Payment | | | | |
|--|---|--------------------------------|----------------------------------|---------|
| Recipient | If recipient is an individual, show any relationship to any foundation manager or substantial contributor | Foundation status of recipient | Purpose of grant or contribution | Amount |
| Name and address (home or business) | | | | |
| a Paid during the year | | | | |
| MAYO CLINIC ROCHESTER 200 FIRST ST SW ROCHESTER, MN 55905 | NONE | PC | GENERAL SUPPORT | 4,000 |
| ST JOSEPHS INDIAN SCHOOL 1301 N MAIN STREET CHAMBERLAIN, SD 57326 | NONE | PC | GENERAL SUPPORT | 250 |
| AMERICAN RED CROSS2025 E ST WASHINGTON, DC 20006 | NONE | PC | GENERAL SUPPORT | 18,740 |
| Total  | | | | 470,300 |
| 3a | | | | |

| Form 990PF Part XV Line 3 - Grants and Contributions Paid During the Year or Approved for Future Payment | | | | |
|--|---|--------------------------------|----------------------------------|---------|
| Recipient | If recipient is an individual, show any relationship to any foundation manager or substantial contributor | Foundation status of recipient | Purpose of grant or contribution | Amount |
| Name and address (home or business) | | | | |
| a Paid during the year | | | | |
| CHILDREN OF TANZANIA 3 LITTLE COVE LANE OLD GREENWICH, CT 06870 | NONE | PC | SUCCESSFUL EDUCATION FOR | 1,000 |
| ROLLINS COLLEGE1000 HOLT AVE WINTER PARK, FL 32789 | NONE | PC | GENERAL SUPPORT | 2,000 |
| MURRAY CALLOWAY NEED LINE ASSOC 638 S 4TH STREET MURRAY, KY 42071 | NONE | PC | GENERAL SUPPORT | 500 |
| Total ▶ 3a | | | | 470,300 |

| Form 990PF Part XV Line 3 - Grants and Contributions Paid During the Year or Approved for Future Payment | | | | |
|--|---|--------------------------------|----------------------------------|---------|
| Recipient | If recipient is an individual, show any relationship to any foundation manager or substantial contributor | Foundation status of recipient | Purpose of grant or contribution | Amount |
| Name and address (home or business) | | | | |
| a Paid during the year | | | | |
| ANGELS COMMUNITY CLINIC 1005 POPLAR STREET MURRAY, KY 42071 | NONE | PC | GENERAL SUPPORT | 500 |
| HOP A LONG HOLLOW RABBIT RESCUE AND ADOPTION INC1 WOODSIDE AVE NORWALK, CT 06855 | NONE | PC | GENERAL SUPPORT | 1,000 |
| COLORADO SEMINARY 2199 UNIVERSITY BLVD DENVER, CO 80210 | NONE | PC | GENERAL SUPPORT | 1,000 |
| Total ▶ 3a | | | | 470,300 |

| Form 990PF Part XV Line 3 - Grants and Contributions Paid During the Year or Approved for Future Payment | | | | |
|--|---|--------------------------------|----------------------------------|---------|
| Recipient | If recipient is an individual, show any relationship to any foundation manager or substantial contributor | Foundation status of recipient | Purpose of grant or contribution | Amount |
| Name and address (home or business) | | | | |
| a <i>Paid during the year</i> | | | | |
| CHALLENGE ASPENPO BOX 6639 SNOWMASS VILLAGE, CO 81615 | NONE | PC | GENERAL SUPPORT | 1,000 |
| HERITAGE OF WEST NYACKPO BOX 46 WEST NYACK, NY 10994 | NONE | PC | GENERAL SUPPORT | 2,000 |
| HOLY FAMILY PARISH 700 OLD STRATFIELD ROAD FAIRFIELD, CT 06825 | NONE | PC | GENERAL SUPPORT | 10,000 |
| Total ▶ 3a | | | | 470,300 |

| Form 990PF Part XV Line 3 - Grants and Contributions Paid During the Year or Approved for Future Payment | | | | |
|--|---|--------------------------------|----------------------------------|---------|
| Recipient | If recipient is an individual, show any relationship to any foundation manager or substantial contributor | Foundation status of recipient | Purpose of grant or contribution | Amount |
| Name and address (home or business) | | | | |
| a <i>Paid during the year</i> | | | | |
| AMERICAN UNIVERSITY OF PARIS 950 S CHERRY STREET DENVER, CO 80246 | NONE | PC | GENERAL SUPPORT | 2,000 |
| Total  | | | | 470,300 |
| 3a | | | | |

TY 2017 Accounting Fees Schedule**Name:** R T VANDERBILT TRUST**EIN:** 06-6040981**Accounting Fees Schedule**

| Category | Amount | Net Investment Income | Adjusted Net Income | Disbursements for Charitable Purposes |
|--------------------------------|---------------|----------------------------------|--------------------------------|--|
| TAX PREPARATION FEE (NON-ALLOC | 1,000 | | | 1,000 |

TY 2017 Contractor Compensation Explanation

Name: R T VANDERBILT TRUST
EIN: 06-6040981

| Contractor | Explanation |
|------------------|-----------------|
| WELLS FARGO BANK | INVST MGMT FEES |

Note: To capture the full content of this document, please select landscape mode (11" x 8.5") when printing.

TY 2017 Expenditure Responsibility Statement

Name: R T VANDERBILT TRUST

EIN: 06-6040981

| Grantee's Name | Grantee's Address | Grant Date | Grant Amount | Grant Purpose | Amount Expended By Grantee | Any Diversion By Grantee? | Dates of Reports By Grantee | Date of Verification | Results of Verification |
|----------------------------------|---|-------------------|---------------------|--|-----------------------------------|--|------------------------------------|-----------------------------|--|
| MIDDLE PATENT CEMETERY | BANKSVILLE ROAD BEDFORD, NY 10506 | 2017-11-30 | 500 | UPKEEP OF CEMETERY | 500 | NO FUNDS HAVE BEEN DIVERTED TO ANY ACTIVITY OTHER THAN THE ACTIVITY FOR WHICH THE GRANT WAS ORIGINAL | 12/21/2017 | 2017-12-21 | THE FOUNDATION HAS NO REASON TO DOUBT THE ACCURACY OR RELIABILITY OF INFORMATION SUPPLIED BYTHE GRANTEE |
| BETHEL VOLUNTEER FIRE DEPARTMENT | 38 S STREET BETHEL, CT 06801 | 2017-11-30 | 600 | PORTABLE RADIOS FOR NEW AMBULANCE | 600 | NO FUNDS HAVE BEEN DIVERTED TO ANY ACTIVITY OTHER THAN THE ACTIVITY FOR WHICH THE GRANT WAS ORIGINAL | 12/13/2017 | 2017-12-13 | THE FOUNDATION HAS NO REASON TO DOUBT THE ACCURACY OR RELIABILITY OF INFORMATION SUPPLIED BY THE GRANTEE |
| SILVER SHIELD ASSOC | PO BOX 1123 GREENWICH, CT 06836 | 2017-11-30 | 500 | TUITION ASSISTANCE FOR ELIGIBLE CHILDREN | 500 | NO FUNDS HAVE BEEN DIVERTED TO ANY ACTIVITY OTHER THAN THE ACTIVITY FOR WHICH THE GRANT WAS ORIGINAL | 02/20/2018 | 2018-02-20 | THE FOUNDATION HAS NO REASON TO DOUBT THE ACCURACY OR RELIABILITY OF INFORMATION SUPPLIED BY THE GRANTEE |

TY 2017 Investments Corporate Bonds Schedule

Name: R T VANDERBILT TRUST

EIN: 06-6040981

Investments Corporate Bonds Schedule

| Name of Bond | End of Year Book Value | End of Year Fair Market Value |
|--------------------------------|------------------------|-------------------------------|
| 51855Q655 LAUDUS MONDRIAN INT | 50,000 | 53,533 |
| 693390841 PIMCO HIGH YIELD FD- | 59,396 | 81,896 |
| 922031737 VANGUARD INFLAT-PROT | 122,828 | 137,443 |
| 921937827 VANGUARD SHORT TERM | 14,438 | 14,554 |
| 05565QCE6 BP CAPITAL MARKETS | 44,398 | 44,931 |
| 06366QW86 BANK OF MONTREAL | | |
| 38141GFG4 GOLDMAN SACHS GROUP | | |
| 68389X AQ8 ORACLE CORP | 50,790 | 50,209 |
| 693390882 PIMCO FOREIGN BD FD | 50,000 | 51,004 |
| 87612EBB1 TARGET CORP | 40,177 | 40,192 |
| 88732JAH1 TIME WARNER CABLE IN | | |
| 913017BU2 UNITED TECHNOLOGIES | | |
| 92343VBP8 VERIZON COMMUNICATIO | | |
| 06051GFD6 BANK OF AMERICA CORP | 40,479 | 40,227 |
| 30219GAH1 EXPRESS SCRIPTS HOLD | 34,751 | 34,943 |
| 36962G4J0 GENERAL ELEC CAP COR | 56,940 | 53,089 |
| 46625HHQ6 JPMORGAN CHASE & CO | 44,353 | 42,262 |
| 58933YAG0 MERCK & CO INC | 34,814 | 34,936 |
| 747525AD5 QUALCOMM INC | | |
| 96950FAD6 WILLIAMS PARTNERS LP | 32,454 | 31,690 |

Investments Corporate Bonds Schedule

| Name of Bond | End of Year Book Value | End of Year Fair Market Value |
|--------------------------------|-------------------------------|--------------------------------------|
| 00206RCL4 AT&T INC | 40,397 | 39,956 |
| 0258M0DX4 AMERICAN EXPRESS CRE | 40,843 | 40,202 |
| 05531FAV5 BB&T CORPORATION | 40,515 | 39,429 |
| 126650CT5 CVS HEALTH CORP | 34,419 | 34,157 |
| 91159HHL7 US BANCORP | 40,788 | 40,007 |
| 149123BV2 CATERPILLAR INC | 42,078 | 42,065 |
| 172967KS9 CITIGROUP INC | 34,924 | 34,899 |
| 315920702 FID ADV EMER MKTS IN | 50,000 | 50,469 |
| 38141GWC4 GOLDMAN SACHS GROUP | 30,369 | 30,118 |
| 458140AJ9 INTEL CORP | 41,900 | 41,482 |
| 61747YDW2 MORGAN STANLEY | 40,230 | 40,181 |

TY 2017 Investments Corporate Stock Schedule

Name: R T VANDERBILT TRUST
EIN: 06-6040981

| Name of Stock | End of Year Book Value | End of Year Fair Market Value |
|--------------------------------|------------------------|-------------------------------|
| 654106103 NIKE INC CL B | 72,655 | 87,007 |
| 03076C106 AMERIPRISE FINL INC | 59,556 | 89,819 |
| 46625H100 JPMORGAN CHASE & CO | 51,328 | 93,893 |
| 693475105 PNC FINANCIAL SERVIC | 61,544 | 94,943 |
| 110122108 BRISTOL MYERS SQUIBB | | |
| 91324P102 UNITEDHEALTH GROUP I | 39,218 | 121,914 |
| 17275R102 CISCO SYSTEMS INC | 77,725 | 131,944 |
| 594918104 MICROSOFT CORP | 82,757 | 196,742 |
| 20030N101 COMCAST CORP CLASS A | 24,837 | 94,438 |
| 437076102 HOME DEPOT INC | 49,826 | 64,251 |
| 747525103 QUALCOMM INC | 4,960 | 5,570 |
| 87612E106 TARGET CORP | 32,146 | 37,780 |
| 023135106 AMAZON COM INC COM | | |
| 037833100 APPLE INC | 89,830 | 223,553 |
| 339128100 JP MORGAN MID CAP VA | 445,000 | 670,482 |
| 375558103 GILEAD SCIENCES INC | 26,213 | 53,945 |
| 58155Q103 MCKESSON CORP | 56,713 | 57,390 |
| 741503403 THE PRICELINE GROUP | | |
| 015351109 ALEXION PHARMACEUTIC | | |
| 150870103 CELANESE CORP | 43,414 | 96,051 |
| 151020104 CELGENE CORP COM | | |
| 20605P101 CONCHO RESOURCES INC | | |
| 30303M102 FACEBOOK INC | | |
| 517834107 LAS VEGAS SANDS CORP | 60,714 | 75,883 |
| 806857108 SCHLUMBERGER LTD | 88,117 | 78,712 |
| 855244109 STARBUCKS CORP COM | | |
| 907818108 UNION PACIFIC CORP | 57,088 | 111,974 |
| 008252108 AFFILIATED MANAGERS | 75,725 | 94,005 |
| 084670702 BERKSHIRE HATHAWAY I | 31,886 | 57,880 |
| 09247X101 BLACKROCK INC | 38,566 | 63,186 |

| Name of Stock | End of Year Book Value | End of Year Fair Market Value |
|----------------------------------|------------------------|-------------------------------|
| 097023105 BOEING CO | 28,292 | 70,189 |
| 12572Q105 CME GROUP INC | 26,546 | 53,016 |
| 126650100 CVS HEALTH CORPORATI | 67,024 | 71,123 |
| 172967424 CITIGROUP INC. | 69,282 | 106,109 |
| 25243Q205 DIAGEO PLC - ADR | 58,027 | 75,351 |
| 254687106 WALT DISNEY CO | 39,292 | 60,098 |
| 38141G104 GOLDMAN SACHS GROUP | | |
| 641069406 NESTLE S.A. REGISTER | 11,752 | 12,810 |
| 683974604 OPPENHEIMER DEVELOPI | 200,000 | 243,161 |
| 872540109 TJX COMPANIES INC | 28,895 | 39,224 |
| 883556102 THERMO FISHER SCIENT | 46,843 | 78,420 |
| 89151E109 TOTAL S.A. - ADR | 94,299 | 101,107 |
| 911312106 UNITED PARCEL SERVIC | 45,105 | 55,762 |
| 92913K595 VOYA REAL ESTATE FUN | 143,875 | 219,391 |
| G29183103 EATON CORP PLC | 41,384 | 50,724 |
| 00724F101 ADOBE SYS INC | | |
| 01609W102 ALIBABA GROUP HOLDIN | | |
| 02079K107 ALPHABET INC CL C | 58,747 | 144,403 |
| 02079K305 ALPHABET INC CL A | | |
| 04314H758 ARTISAN SMALL CAP FU | 167,000 | 257,087 |
| 09061G101 BIOMARIN PHARMACEUTI | | |
| 22160K105 COSTCO WHOLESALE COR | | |
| 339041105 FLEETCOR TECHNOLOGIE | | |
| 405217100 HAIN CELESTIAL GROUP | 51,766 | 55,022 |
| 452327109 ILLUMINA INC | | |
| 56501R106 MANULIFE FINANCIAL C | 61,467 | 88,947 |
| 571903202 MARRIOTT INTERNATIONAL | | |
| 57636Q104 MASTERCARD INC | | |
| 61174X109 MONSTER BEVERAGE COR | | |
| 64110L106 NETFLIX INC | | |

| Name of Stock | End of Year Book Value | End of Year Fair Market Value |
|--------------------------------|------------------------|-------------------------------|
| 67103H107 O'REILLY AUTOMOTIVE | | |
| 697435105 PALO ALTO NETWORKS I | | |
| 756577102 RED HAT INC | | |
| 75886F107 REGENERON PHARMACEUT | | |
| 771195104 ROCHE HOLDINGS LTD - | 90,709 | 85,329 |
| 79466L302 SALESFORCE COM INC | | |
| 82481R106 SHIRE PLC ADR | | |
| 848637104 SPLUNK INC | | |
| 867224107 SUNCOR ENERGY INC NE | 78,600 | 108,508 |
| 88160R101 TESLA MOTORS INC | | |
| 887317303 TIME WARNER INC | | |
| 92826C839 VISA INC-CLASS A SHR | | |
| 98138H101 WORKDAY INC | | |
| G0177J108 ALLERGAN PLC | | |
| N6596X109 NXP SEMICONDUCTORS N | | |
| 00687A107 ADIDAS-AG ADR | | |
| 012653101 ALBEMARLE CORP COM | | |
| 072730302 BAYER AG - ADR | 37,781 | 47,506 |
| 16119P108 CCH I LLC | | |
| 192446102 COGNIZANT TECH SOLUT | 81,151 | 102,269 |
| 21036P108 CONSTELLATION BRANDS | | |
| 26875P101 EOG RESOURCES, INC | | |
| 30212P303 EXPEDIA INC | | |
| 31428X106 FEDEX CORPORATION | | |
| 406216101 HALLIBURTON CO | | |
| 464287804 ISHARES CORE S&P SMA | 192,846 | 239,647 |
| 532457108 ELI LILLY & CO COM | 56,099 | 62,163 |
| 58933Y105 MERCK & CO INC NEW | 65,202 | 69,212 |
| 67066G104 NVIDIA CORP | | |
| 701094104 PARKER HANNIFIN CORP | | |

| Name of Stock | End of Year Book Value | End of Year Fair Market Value |
|--------------------------------|------------------------|-------------------------------|
| 73935S105 POWERSHARES DB COMMO | 10,827 | 13,371 |
| 78409V104 S&P GLOBAL INC | | |
| 78462F103 SPDR S & P 500 ETF T | 100,118 | 117,418 |
| 848574109 SPIRIT AEROSYTSEMS H | 34,001 | 65,612 |
| 90384S303 ULTA SALON COSMETICS | | |
| H84989104 TE CONNECTIVITY LTD | 64,017 | 89,813 |
| N51488117 MOBILEYE NV | | |
| 00206R102 AT & T INC | 17,287 | 16,524 |
| 031162100 AMGEN INC | 5,067 | 5,391 |
| 032654105 ANALOG DEVICES INC | 4,465 | 4,719 |
| 054536107 AXA - ADR | 10,291 | 11,362 |
| 055262505 BASF AKTIENGESELLSCH | 12,078 | 13,405 |
| 064149107 BANK N S HALIFAX | 6,614 | 7,292 |
| 110448107 BRITISH AMERICAN TOB | 8,565 | 8,709 |
| 166764100 CHEVRON CORP | 3,955 | 4,632 |
| 191216100 COCA COLA CO | 3,930 | 4,267 |
| 202712600 COMMONWEALTH BK AUS- | 6,638 | 6,754 |
| 20449X401 COMPASS GROUP PLC AD | 8,956 | 9,814 |
| 25746U109 DOMINION ENERGY INC | 4,831 | 5,026 |
| 26441C204 DUKE ENERGY HOLDING | 6,123 | 6,224 |
| 30231G102 EXXON MOBIL CORPORAT | 16,117 | 16,812 |
| 31502A105 FERGUSON PLC-ADR | 8,358 | 9,644 |
| 418056107 HASBRO INC | 6,758 | 6,453 |
| 456837103 ING GROEP N.V. - ADR | 5,676 | 6,978 |
| 458140100 INTEL CORP | 8,414 | 11,032 |
| 471105205 JAPAN TOBACCO INC-UN | 7,115 | 6,814 |
| 500472303 PHILIPS ELECTRONICS | 5,347 | 6,313 |
| 502441306 LVMH MOET HENNESSY U | 7,735 | 10,331 |
| 539830109 LOCKHEED MARTIN CORP | 8,233 | 9,953 |
| 62942M201 NTT DOCOMO, INC. - A | 7,044 | 6,988 |

| Name of Stock | End of Year Book Value | End of Year Fair Market Value |
|--------------------------------|-------------------------------|--------------------------------------|
| 65339F101 NEXTERA ENERGY INC | 7,759 | 9,215 |
| 66987V109 NOVARTIS AG - ADR | 10,427 | 11,670 |
| 717081103 PFIZER INC | 8,999 | 9,526 |
| 718172109 PHILIP MORRIS INTERN | 10,740 | 10,142 |
| 744573106 PUBLIC SVC ENTERPRIS | 6,701 | 7,622 |
| 74463M106 PUBLICIS GROUPE S.A. | 5,149 | 5,097 |
| 756255204 RECKITT BENCKIS/S AD | 4,943 | 5,000 |
| 780259206 ROYAL DUTCH SHELL PL | 5,342 | 6,804 |
| 80105N105 SANOFI-ADR | 5,509 | 5,203 |
| 826197501 SIEMENS AG - SPONSOR | 14,073 | 14,616 |
| 87944W105 TELENOR ASA - ADR | 3,469 | 4,385 |
| 891160509 TORONTO DOMINION BK | 7,991 | 9,607 |
| 89353D107 TRANSCANADA CORP | 6,174 | 6,323 |
| 904784709 UNILEVER N.V. - ADR | 5,483 | 6,083 |
| 922908553 VANGUARD REIT VIPER | 62,185 | 63,895 |
| 92334N103 VEOLIA ENVIRONNEMENT | 3,375 | 4,641 |
| 98978V103 ZOETIS INC | 41,458 | 54,174 |
| G25839104 COCA-COLA EUROPEAN P | 6,083 | 6,416 |
| G6518L108 NIELSEN HLDGS PLC | 5,398 | 5,169 |
| G7S00T104 PENTAIR PLC | 4,115 | 4,802 |
| N53745100 LYONDELLBASELL INDU- | 4,656 | 5,847 |

TY 2017 Investments Government Obligations Schedule**Name:** R T VANDERBILT TRUST**EIN:** 06-6040981**US Government Securities - End
of Year Book Value:**

962,029

**US Government Securities - End
of Year Fair Market Value:**

943,287

**State & Local Government
Securities - End of Year Book
Value:****State & Local Government
Securities - End of Year Fair
Market Value:**

TY 2017 Investments - Other Schedule**Name:** R T VANDERBILT TRUST**EIN:** 06-6040981**Investments Other Schedule 2**

| Category/ Item | Listed at Cost or FMV | Book Value | End of Year Fair Market Value |
|------------------------------|----------------------------------|-------------------|--|
| 81 RT VANDERBILT VOTING | AT COST | 23,830 | 79,137 |
| 891 RT VANDERBILT NON-VOTING | AT COST | 262,132 | 826,848 |

TY 2017 Other Decreases Schedule**Name:** R T VANDERBILT TRUST**EIN:** 06-6040981

| Description | Amount |
|---|--------|
| MUTUAL FUND TAX EFFECTIVE DATE AFTER TYE | 3,579 |
| ACCRUED INT POSTING CURR EFFECTIVE NEXT TX YR | 783 |
| ROC ADJUSTMENT | 7,302 |

TY 2017 Other Expenses Schedule**Name:** R T VANDERBILT TRUST**EIN:** 06-6040981**Other Expenses Schedule**

| Description | Revenue and Expenses per Books | Net Investment Income | Adjusted Net Income | Disbursements for Charitable Purposes |
|----------------------|--------------------------------------|--------------------------|------------------------|---|
| GRANT ADMIN SERVICES | 13,000 | 0 | | 13,000 |
| ADR FEES | 384 | 384 | | 0 |

TY 2017 Other Income Schedule

Name: R T VANDERBILT TRUST

EIN: 06-6040981

Other Income Schedule

| Description | Revenue And Expenses Per Books | Net Investment Income | Adjusted Net Income |
|--------------------------|-----------------------------------|--------------------------|---------------------|
| POWERSHARES DB COMMODITY | | 544 | |

TY 2017 Other Increases Schedule**Name:** R T VANDERBILT TRUST**EIN:** 06-6040981

| Description | Amount |
|---|--------|
| MUTUAL FUND TAX EFFECTIVE DATE BEFORE TYE | 3,329 |
| ROUNDING | 14 |
| ACCRUED INT POSTING PRIOR YR EFF CURR YR | 380 |
| WASH SALES ADJUSTMENT | 318 |

TY 2017 Other Professional Fees Schedule**Name:** R T VANDERBILT TRUST**EIN:** 06-6040981

| Category | Amount | Net Investment Income | Adjusted Net Income | Disbursements for Charitable Purposes |
|-------------------------|---------------|----------------------------------|--------------------------------|--|
| WELLS FARGO - MGMT FEES | 67,746 | 67,746 | | |
| SUB-ADVISOR FEES | 630 | 630 | | |

TY 2017 Taxes Schedule**Name:** R T VANDERBILT TRUST**EIN:** 06-6040981

| Category | Amount | Net Investment Income | Adjusted Net Income | Disbursements for Charitable Purposes |
|--------------------------------|---------------|----------------------------------|--------------------------------|--|
| FOREIGN TAXES | 4,626 | 4,626 | | 0 |
| FEDERAL ESTIMATES - PRINCIPAL | 4,478 | 0 | | 0 |
| FOREIGN TAXES ON QUALIFIED FOR | 248 | 248 | | 0 |