

For Paperwork Reduction Act Notice, see the separate instructions. Cat No 11282Y Form **990** (2016)

Part III Statement of Program Service AccomplishmentsCheck if Schedule O contains a response or note to any line in this Part III ☐**1** Briefly describe the organization's mission

See Schedule O

2 Did the organization undertake any significant program services during the year which were not listed on the prior Form 990 or 990-EZ? ☐ Yes ☒ No

If "Yes," describe these new services on Schedule O

3 Did the organization cease conducting, or make significant changes in how it conducts, any program services? ☐ Yes ☒ No

If "Yes," describe these changes on Schedule O

4 Describe the organization's program service accomplishments for each of its three largest program services, as measured by expenses. Section 501(c)(3) and 501(c)(4) organizations are required to report the amount of grants and allocations to others, the total expenses, and revenue, if any, for each program service reported

4a	(Code)	(Expenses \$ 11,959,931	including grants of \$ 11,835,195	(Revenue \$ 4,552,378)
See Additional Data				













4b	(Code)	(Expenses \$	including grants of \$	(Revenue \$)
-----------	---------	--------------	------------------------	---------------

4c	(Code)	(Expenses \$	including grants of \$	(Revenue \$)
-----------	---------	--------------	------------------------	---------------

4d	Other program services (Describe in Schedule O)	(Expenses \$	including grants of \$	(Revenue \$)
-----------	--	--------------	------------------------	---------------

4e	Total program service expenses ▶	11,959,931
-----------	---	------------

Part IV Checklist of Required Schedules

	Yes	No
1 Is the organization described in section 501(c)(3) or 4947(a)(1) (other than a private foundation)? If "Yes," complete Schedule A 	1 Yes	
2 Is the organization required to complete Schedule B, Schedule of Contributors (see instructions)? 	2 Yes	
3 Did the organization engage in direct or indirect political campaign activities on behalf of or in opposition to candidates for public office? If "Yes," complete Schedule C, Part I	3	No
4 Section 501(c)(3) organizations. Did the organization engage in lobbying activities, or have a section 501(h) election in effect during the tax year? If "Yes," complete Schedule C, Part II 	4 Yes	
5 Is the organization a section 501(c)(4), 501(c)(5), or 501(c)(6) organization that receives membership dues, assessments, or similar amounts as defined in Revenue Procedure 98-19? If "Yes," complete Schedule C, Part III	5	No
6 Did the organization maintain any donor advised funds or any similar funds or accounts for which donors have the right to provide advice on the distribution or investment of amounts in such funds or accounts? If "Yes," complete Schedule D, Part I	6	No
7 Did the organization receive or hold a conservation easement, including easements to preserve open space, the environment, historic land areas, or historic structures? If "Yes," complete Schedule D, Part II	7	No
8 Did the organization maintain collections of works of art, historical treasures, or other similar assets? If "Yes," complete Schedule D, Part III	8	No
9 Did the organization report an amount in Part X, line 21 for escrow or custodial account liability, serve as a custodian for amounts not listed in Part X, or provide credit counseling, debt management, credit repair, or debt negotiation services? If "Yes," complete Schedule D, Part IV	9	No
10 Did the organization, directly or through a related organization, hold assets in temporarily restricted endowments, permanent endowments, or quasi-endowments? If "Yes," complete Schedule D, Part V 	10 Yes	
11 If the organization's answer to any of the following questions is "Yes," then complete Schedule D, Parts VI, VII, VIII, IX, or X as applicable		
a Did the organization report an amount for land, buildings, and equipment in Part X, line 10? If "Yes," complete Schedule D, Part VI 	11a Yes	
b Did the organization report an amount for investments—other securities in Part X, line 12 that is 5% or more of its total assets reported in Part X, line 16? If "Yes," complete Schedule D, Part VII	11b	No
c Did the organization report an amount for investments—program related in Part X, line 13 that is 5% or more of its total assets reported in Part X, line 16? If "Yes," complete Schedule D, Part VIII	11c	No
d Did the organization report an amount for other assets in Part X, line 15 that is 5% or more of its total assets reported in Part X, line 16? If "Yes," complete Schedule D, Part IX 	11d Yes	
e Did the organization report an amount for other liabilities in Part X, line 25? If "Yes," complete Schedule D, Part X 	11e Yes	
f Did the organization's separate or consolidated financial statements for the tax year include a footnote that addresses the organization's liability for uncertain tax positions under FIN 48 (ASC 740)? If "Yes," complete Schedule D, Part X 	11f Yes	
12a Did the organization obtain separate, independent audited financial statements for the tax year? If "Yes," complete Schedule D, Parts XI and XII	12a	No
b Was the organization included in consolidated, independent audited financial statements for the tax year? If "Yes," and if the organization answered "No" to line 12a, then completing Schedule D, Parts XI and XII is optional 	12b Yes	
13 Is the organization a school described in section 170(b)(1)(A)(ii)? If "Yes," complete Schedule E	13	No
14a Did the organization maintain an office, employees, or agents outside of the United States?	14a	No
b Did the organization have aggregate revenues or expenses of more than \$10,000 from grantmaking, fundraising, business, investment, and program service activities outside the United States, or aggregate foreign investments valued at \$100,000 or more? If "Yes," complete Schedule F, Parts I and IV	14b	No
15 Did the organization report on Part IX, column (A), line 3, more than \$5,000 of grants or other assistance to or for any foreign organization? If "Yes," complete Schedule F, Parts II and IV	15	No
16 Did the organization report on Part IX, column (A), line 3, more than \$5,000 of aggregate grants or other assistance to or for foreign individuals? If "Yes," complete Schedule F, Parts III and IV	16	No
17 Did the organization report a total of more than \$15,000 of expenses for professional fundraising services on Part IX, column (A), lines 6 and 11e? If "Yes," complete Schedule G, Part I (see instructions) 	17 Yes	
18 Did the organization report more than \$15,000 total of fundraising event gross income and contributions on Part VIII, lines 1c and 8a? If "Yes," complete Schedule G, Part II 	18 Yes	
19 Did the organization report more than \$15,000 of gross income from gaming activities on Part VIII, line 9a? If "Yes," complete Schedule G, Part III 	19 Yes	

Part IV Checklist of Required Schedules (continued)

	Yes	No
20a Did the organization operate one or more hospital facilities? <i>If "Yes," complete Schedule H</i>	20a	No
b If "Yes" to line 20a, did the organization attach a copy of its audited financial statements to this return?	20b	
21 Did the organization report more than \$5,000 of grants or other assistance to any domestic organization or domestic government on Part IX, column (A), line 1? <i>If "Yes," complete Schedule I, Parts I and II</i>	21	Yes
22 Did the organization report more than \$5,000 of grants or other assistance to or for domestic individuals on Part IX, column (A), line 2? <i>If "Yes," complete Schedule I, Parts I and III</i>	22	Yes
23 Did the organization answer "Yes" to Part VII, Section A, line 3, 4, or 5 about compensation of the organization's current and former officers, directors, trustees, key employees, and highest compensated employees? <i>If "Yes," complete Schedule J</i>	23	Yes
24a Did the organization have a tax-exempt bond issue with an outstanding principal amount of more than \$100,000 as of the last day of the year, that was issued after December 31, 2002? <i>If "Yes," answer lines 24b through 24d and complete Schedule K. If "No," go to line 25a</i>	24a	No
b Did the organization invest any proceeds of tax-exempt bonds beyond a temporary period exception?	24b	
c Did the organization maintain an escrow account other than a refunding escrow at any time during the year to defease any tax-exempt bonds?	24c	
d Did the organization act as an "on behalf of" issuer for bonds outstanding at any time during the year?	24d	
25a Section 501(c)(3), 501(c)(4), and 501(c)(29) organizations. Did the organization engage in an excess benefit transaction with a disqualified person during the year? <i>If "Yes," complete Schedule L, Part I</i>	25a	No
b Is the organization aware that it engaged in an excess benefit transaction with a disqualified person in a prior year, and that the transaction has not been reported on any of the organization's prior Forms 990 or 990-EZ? <i>If "Yes," complete Schedule L, Part I</i>	25b	No
26 Did the organization report any amount on Part X, line 5, 6, or 22 for receivables from or payables to any current or former officers, directors, trustees, key employees, highest compensated employees, or disqualified persons? <i>If "Yes," complete Schedule L, Part II</i>	26	No
27 Did the organization provide a grant or other assistance to an officer, director, trustee, key employee, substantial contributor or employee thereof, a grant selection committee member, or to a 35% controlled entity or family member of any of these persons? <i>If "Yes," complete Schedule L, Part III</i>	27	No
28 Was the organization a party to a business transaction with one of the following parties (see Schedule L, Part IV instructions for applicable filing thresholds, conditions, and exceptions) a A current or former officer, director, trustee, or key employee? <i>If "Yes," complete Schedule L, Part IV</i>	28a	No
b A family member of a current or former officer, director, trustee, or key employee? <i>If "Yes," complete Schedule L, Part IV</i>	28b	No
c An entity of which a current or former officer, director, trustee, or key employee (or a family member thereof) was an officer, director, trustee, or direct or indirect owner? <i>If "Yes," complete Schedule L, Part IV</i>	28c	No
29 Did the organization receive more than \$25,000 in non-cash contributions? <i>If "Yes," complete Schedule M</i>	29	Yes
30 Did the organization receive contributions of art, historical treasures, or other similar assets, or qualified conservation contributions? <i>If "Yes," complete Schedule M</i>	30	Yes
31 Did the organization liquidate, terminate, or dissolve and cease operations? <i>If "Yes," complete Schedule N, Part I</i>	31	No
32 Did the organization sell, exchange, dispose of, or transfer more than 25% of its net assets? <i>If "Yes," complete Schedule N, Part II</i>	32	No
33 Did the organization own 100% of an entity disregarded as separate from the organization under Regulations sections 301.7701-2 and 301.7701-3? <i>If "Yes," complete Schedule R, Part I</i>	33	No
34 Was the organization related to any tax-exempt or taxable entity? <i>If "Yes," complete Schedule R, Part II, III, or IV, and Part V, line 1</i>	34	Yes
35a Did the organization have a controlled entity within the meaning of section 512(b)(13)?	35a	Yes
b If "Yes" to line 35a, did the organization receive any payment from or engage in any transaction with a controlled entity within the meaning of section 512(b)(13)? <i>If "Yes," complete Schedule R, Part V, line 2</i>	35b	Yes
36 Section 501(c)(3) organizations. Did the organization make any transfers to an exempt non-charitable related organization? <i>If "Yes," complete Schedule R, Part V, line 2</i>	36	Yes
37 Did the organization conduct more than 5% of its activities through an entity that is not a related organization and that is treated as a partnership for federal income tax purposes? <i>If "Yes," complete Schedule R, Part VI</i>	37	No
38 Did the organization complete Schedule O and provide explanations in Schedule O for Part VI, lines 11b and 19? Note. All Form 990 filers are required to complete Schedule O	38	Yes

Part V Statements Regarding Other IRS Filings and Tax ComplianceCheck if Schedule O contains a response or note to any line in this Part V ☐

		Yes	No
1a	Enter the number reported in Box 3 of Form 1096 Enter -0- if not applicable	71	
b	Enter the number of Forms W-2G included in line 1a Enter -0- if not applicable	0	
c	Did the organization comply with backup withholding rules for reportable payments to vendors and reportable gaming (gambling) winnings to prize winners?	Yes	
2a	Enter the number of employees reported on Form W-3, Transmittal of Wage and Tax Statements, filed for the calendar year ending with or within the year covered by this return	25	
b	If at least one is reported on line 2a, did the organization file all required federal employment tax returns? Note. If the sum of lines 1a and 2a is greater than 250, you may be required to e-file (see instructions)	Yes	
3a	Did the organization have unrelated business gross income of \$1,000 or more during the year?		No
b	If "Yes," has it filed a Form 990-T for this year? If "No" to line 3b, provide an explanation in Schedule O		
4a	At any time during the calendar year, did the organization have an interest in, or a signature or other authority over, a financial account in a foreign country (such as a bank account, securities account, or other financial account)?		No
b	If "Yes," enter the name of the foreign country See instructions for filing requirements for FinCEN Form 114, Report of Foreign Bank and Financial Accounts (FBAR)		
5a	Was the organization a party to a prohibited tax shelter transaction at any time during the tax year?		No
b	Did any taxable party notify the organization that it was or is a party to a prohibited tax shelter transaction?		No
c	If "Yes," to line 5a or 5b, did the organization file Form 8886-T?		
6a	Does the organization have annual gross receipts that are normally greater than \$100,000, and did the organization solicit any contributions that were not tax deductible as charitable contributions?		No
b	If "Yes," did the organization include with every solicitation an express statement that such contributions or gifts were not tax deductible?		
7	Organizations that may receive deductible contributions under section 170(c).		
a	Did the organization receive a payment in excess of \$75 made partly as a contribution and partly for goods and services provided to the payor?	Yes	
b	If "Yes," did the organization notify the donor of the value of the goods or services provided?	Yes	
c	Did the organization sell, exchange, or otherwise dispose of tangible personal property for which it was required to file Form 8282?	Yes	
d	If "Yes," indicate the number of Forms 8282 filed during the year	3	
e	Did the organization receive any funds, directly or indirectly, to pay premiums on a personal benefit contract?		No
f	Did the organization, during the year, pay premiums, directly or indirectly, on a personal benefit contract?		No
g	If the organization received a contribution of qualified intellectual property, did the organization file Form 8899 as required?		
h	If the organization received a contribution of cars, boats, airplanes, or other vehicles, did the organization file a Form 1098-C?	Yes	
8	Sponsoring organizations maintaining donor advised funds. Did a donor advised fund maintained by the sponsoring organization have excess business holdings at any time during the year?		
9a	Did the sponsoring organization make any taxable distributions under section 4966?		
b	Did the sponsoring organization make a distribution to a donor, donor advisor, or related person?		
10	Section 501(c)(7) organizations. Enter		
a	Initiation fees and capital contributions included on Part VIII, line 12	10a	
b	Gross receipts, included on Form 990, Part VIII, line 12, for public use of club facilities	10b	
11	Section 501(c)(12) organizations. Enter		
a	Gross income from members or shareholders	11a	
b	Gross income from other sources (Do not net amounts due or paid to other sources against amounts due or received from them)	11b	
12a	Section 4947(a)(1) non-exempt charitable trusts. Is the organization filing Form 990 in lieu of Form 1041?	12a	
b	If "Yes," enter the amount of tax-exempt interest received or accrued during the year	12b	
13	Section 501(c)(29) qualified nonprofit health insurance issuers.		
a	Is the organization licensed to issue qualified health plans in more than one state? Note. See the instructions for additional information the organization must report on Schedule O	13a	
b	Enter the amount of reserves the organization is required to maintain by the states in which the organization is licensed to issue qualified health plans	13b	
c	Enter the amount of reserves on hand	13c	
14a	Did the organization receive any payments for indoor tanning services during the tax year?	14a	No
b	If "Yes," has it filed a Form 720 to report these payments? If "No," provide an explanation in Schedule O	14b	

Part VI Governance, Management, and Disclosure For each "Yes" response to lines 2 through 7b below, and for a "No" response to lines 8a, 8b, or 10b below, describe the circumstances, processes, or changes in Schedule O. See instructions.

Check if Schedule O contains a response or note to any line in this Part VI ☒

Section A. Governing Body and Management

		Yes	No
1a	Enter the number of voting members of the governing body at the end of the tax year		
	If there are material differences in voting rights among members of the governing body, or if the governing body delegated broad authority to an executive committee or similar committee, explain in Schedule O		
1b	Enter the number of voting members included in line 1a, above, who are independent		
2	Did any officer, director, trustee, or key employee have a family relationship or a business relationship with any other officer, director, trustee, or key employee?	Yes	
3	Did the organization delegate control over management duties customarily performed by or under the direct supervision of officers, directors or trustees, or key employees to a management company or other person?		No
4	Did the organization make any significant changes to its governing documents since the prior Form 990 was filed?		No
5	Did the organization become aware during the year of a significant diversion of the organization's assets?		No
6	Did the organization have members or stockholders?	Yes	
7a	Did the organization have members, stockholders, or other persons who had the power to elect or appoint one or more members of the governing body?	Yes	
7b	Are any governance decisions of the organization reserved to (or subject to approval by) members, stockholders, or persons other than the governing body?	Yes	
8	Did the organization contemporaneously document the meetings held or written actions undertaken during the year by the following:		
a	The governing body?	Yes	
b	Each committee with authority to act on behalf of the governing body?	Yes	
9	Is there any officer, director, trustee, or key employee listed in Part VII, Section A, who cannot be reached at the organization's mailing address? If "Yes," provide the names and addresses in Schedule O.		No

Section B. Policies (This Section B requests information about policies not required by the Internal Revenue Code.)

		Yes	No
10a	Did the organization have local chapters, branches, or affiliates?		No
10b	If "Yes," did the organization have written policies and procedures governing the activities of such chapters, affiliates, and branches to ensure their operations are consistent with the organization's exempt purposes?		
11a	Has the organization provided a complete copy of this Form 990 to all members of its governing body before filing the form?	Yes	
11b	Describe in Schedule O the process, if any, used by the organization to review this Form 990.		
12a	Did the organization have a written conflict of interest policy? If "No," go to line 13.	Yes	
12b	Were officers, directors, or trustees, and key employees required to disclose annually interests that could give rise to conflicts?	Yes	
12c	Did the organization regularly and consistently monitor and enforce compliance with the policy? If "Yes," describe in Schedule O how this was done.	Yes	
13	Did the organization have a written whistleblower policy?	Yes	
14	Did the organization have a written document retention and destruction policy?	Yes	
15	Did the process for determining compensation of the following persons include a review and approval by independent persons, comparability data, and contemporaneous substantiation of the deliberation and decision?		
15a	The organization's CEO, Executive Director, or top management official	Yes	
15b	Other officers or key employees of the organization	Yes	
	If "Yes" to line 15a or 15b, describe the process in Schedule O (see instructions).		
16a	Did the organization invest in, contribute assets to, or participate in a joint venture or similar arrangement with a taxable entity during the year?		No
16b	If "Yes," did the organization follow a written policy or procedure requiring the organization to evaluate its participation in joint venture arrangements under applicable federal tax law, and take steps to safeguard the organization's exempt status with respect to such arrangements?		

Section C. Disclosure

17 List the States with which a copy of this Form 990 is required to be filed: CA

18 Section 6104 requires an organization to make its Form 1023 (or 1024 if applicable), 990, and 990-T (501(c)(3)s only) available for public inspection. Indicate how you made these available. Check all that apply.
☐ Own website ☐ Another's website ☒ Upon request ☐ Other (explain in Schedule O)

19 Describe in Schedule O whether (and if so, how) the organization made its governing documents, conflict of interest policy, and financial statements available to the public during the tax year.

20 State the name, address, and telephone number of the person who possesses the organization's books and records.
 ▶ Tim Handgis 8695 Spectrum Center Blvd San Diego, CA 92123 (858) 499-5150

Check if Schedule O contains a response or note to any line in this Part VII ☐

☐ Check this box if neither the organization nor any related organization compensated any current officer, director, or trustee

Form **990** (2016)

Part VII Section A. Officers, Directors, Trustees, Key Employees, and Highest Compensated Employees *(continued)*

(A) Name and Title	(B) Average hours per week (list any hours for related organizations below dotted line)	(C) Position (do not check more than one box, unless person is both an officer and a director/trustee)						(D) Reportable compensation from the organization (W-2/1099-MISC)	(E) Reportable compensation from related organizations (W-2/1099-MISC)	(F) Estimated amount of other compensation from the organization and related organizations
		Individual trustee or director	Institutional Trustee	Officer	Key employee	Highest compensated employee	Former			
See Additional Data Table										
1b Sub-Total										
c Total from continuation sheets to Part VII, Section A										
d Total (add lines 1b and 1c)								500	3,317,318	261,370

2

Total number of individuals (including but not limited to those listed above) who received more than \$100,000 of reportable compensation from the organization ▶ 0

	Yes	No
3 Did the organization list any former officer, director or trustee, key employee, or highest compensated employee on line 1a? <i>If "Yes," complete Schedule J for such individual</i>	3	No
4 For any individual listed on line 1a, is the sum of reportable compensation and other compensation from the organization and related organizations greater than \$150,000? <i>If "Yes," complete Schedule J for such individual</i>	4 Yes	
5 Did any person listed on line 1a receive or accrue compensation from any unrelated organization or individual for services rendered to the organization? <i>If "Yes," complete Schedule J for such person</i>	5	No

Section B. Independent Contractors

1

Complete this table for your five highest compensated independent contractors that received more than \$100,000 of compensation from the organization. Report compensation for the calendar year ending with or within the organization's tax year.

(A) Name and business address	(B) Description of services	(C) Compensation
HST LESSEE SAN DIEGO LP 1380 HARBOR ISLAND DR SAN DIEGO, CA 92101	SHERATON CONFERENCE	117,091
2 Total number of independent contractors (including but not limited to those listed above) who received more than \$100,000 of compensation from the organization ▶ 1		

Part VIII Statement of RevenueCheck if Schedule O contains a response or note to any line in this Part VIII ☐

			(A) Total revenue	(B) Related or exempt function revenue	(C) Unrelated business revenue	(D) Revenue excluded from tax under sections 512-514
Contributions, Gifts, Grants and Other Similar Amounts	1a Federated campaigns . . .	1a	6,098			
	b Membership dues . . .	1b	0			
	c Fundraising events . . .	1c	615,173			
	d Related organizations	1d	190,843			
	e Government grants (contributions)	1e	393,045			
	f All other contributions, gifts, grants, and similar amounts not included above	1f	12,179,350			
	g Noncash contributions included in lines 1a-1f \$		3,692,729			
	h Total. Add lines 1a-1f		13,384,509			
Program Service Revenue		Business Code				
	2a FUNDRAISING ACTIVITIES	900099	3,972,122	3,972,122	0	0
	b HEALTHCARE EDUCATION	900099	580,256	580,256	0	0
	c		0	0	0	0
	d		0	0	0	0
	e		0	0	0	0
	f All other program service revenue		0	0	0	0
	g Total. Add lines 2a-2f		4,552,378			
Other Revenue	3 Investment income (including dividends, interest, and other similar amounts)		1,202,997			1,202,997
	4 Income from investment of tax-exempt bond proceeds		0	0	0	0
	5 Royalties		0	0	0	0
	6a Gross rents	(i) Real (ii) Personal				
		15,433				
	b Less rental expenses	3,120				
	c Rental income or (loss)	12,313 0				
	d Net rental income or (loss)		12,313			12,313
	7a Gross amount from sales of assets other than inventory	(i) Securities (ii) Other				
		7,506,073 202,012				
	b Less cost or other basis and sales expenses	6,270,511 219,800				
	c Gain or (loss)	1,235,562 -17,788				
	d Net gain or (loss)		1,217,774			1,217,774
	8a Gross income from fundraising events (not including \$ 615,173 of contributions reported on line 1c) See Part IV, line 18	a	309,432			
	b Less direct expenses	b	286,118			
	c Net income or (loss) from fundraising events		23,314			23,314
	9a Gross income from gaming activities See Part IV, line 19	a	25,465			
	b Less direct expenses	b	2,520			
	c Net income or (loss) from gaming activities		22,945			22,945
	10a Gross sales of inventory, less returns and allowances	a	0			
b Less cost of goods sold	b	0				
c Net income or (loss) from sales of inventory		0	0	0	0	
Miscellaneous Revenue	Business Code					
11a		0	0	0	0	
b		0	0	0	0	
c		0	0	0	0	
d All other revenue		0	0	0	0	
e Total. Add lines 11a-11d		0				
12 Total revenue. See Instructions		20,416,230	4,552,378	0	2,479,343	

Part IX Statement of Functional Expenses

Section 501(c)(3) and 501(c)(4) organizations must complete all columns. All other organizations must complete column (A).

Check if Schedule O contains a response or note to any line in this Part IX ☐**Do not include amounts reported on lines 6b, 7b, 8b, 9b, and 10b of Part VIII.**

	(A) Total expenses	(B) Program service expenses	(C) Management and general expenses	(D) Fundraising expenses
1 Grants and other assistance to domestic organizations and domestic governments. See Part IV, line 21.	11,721,544	11,721,544		
2 Grants and other assistance to domestic individuals. See Part IV, line 22.	113,651	113,651		
3 Grants and other assistance to foreign organizations, foreign governments, and foreign individuals. See Part IV, line 15 and 16.				
4 Benefits paid to or for members.	0	0		
5 Compensation of current officers, directors, trustees, and key employees.	546,178	16,385	136,544	393,249
6 Compensation not included above, to disqualified persons (as defined under section 4958(f)(1)) and persons described in section 4958(c)(3)(B).				
7 Other salaries and wages.	2,233,555	67,007	558,389	1,608,159
8 Pension plan accruals and contributions (include section 401 (k) and 403(b) employer contributions).	100,257	3,008	25,064	72,185
9 Other employee benefits.	332,370	9,971	83,093	239,306
10 Payroll taxes.	163,683	4,910	40,921	117,852
11 Fees for services (non-employees):				
a Management.	52,335	1,570	13,084	37,681
b Legal.	9,230		2,584	6,646
c Accounting.	9,455		9,455	
d Lobbying.	151	5	38	108
e Professional fundraising services. See Part IV, line 17.	60,000			60,000
f Investment management fees.	79,625		79,625	
g Other (If line 11g amount exceeds 10% of line 25, column (A) amount, list line 11g expenses on Schedule O).	51,731	1,552	12,933	37,246
12 Advertising and promotion.	30,338	910	7,584	21,844
13 Office expenses.	198,333	5,950	49,583	142,800
14 Information technology.	37,102	1,113	9,275	26,714
15 Royalties.				
16 Occupancy.				
17 Travel.	15,381	461	3,845	11,075
18 Payments of travel or entertainment expenses for any federal, state, or local public officials.				
19 Conferences, conventions, and meetings.	20,328	610	5,082	14,636
20 Interest.				
21 Payments to affiliates.				
22 Depreciation, depletion, and amortization.	82,648	2,479	20,662	59,507
23 Insurance.				
24 Other expenses. Itemize expenses not covered above (List miscellaneous expenses in line 24e. If line 24e amount exceeds 10% of line 25, column (A) amount, list line 24e expenses on Schedule O):				
a Dues, Food, & Other.	293,483	8,805	73,371	211,307
b				
c				
d				
e All other expenses.	0	0	0	0
25 Total functional expenses. Add lines 1 through 24e.	16,151,378	11,959,931	1,131,132	3,060,315
26 Joint costs. Complete this line only if the organization reported in column (B) joint costs from a combined educational campaign and fundraising solicitation. Check here <input type="checkbox"/> if following SOP 98-2 (ASC 958-720).				

Part X Balance SheetCheck if Schedule O contains a response or note to any line in this Part IX ☐

				(A) Beginning of year		(B) End of year	
Assets	1	Cash—non-interest-bearing			1		
	2	Savings and temporary cash investments		1,434,462	2	1,163,407	
	3	Pledges and grants receivable, net		6,718,042	3	7,710,843	
	4	Accounts receivable, net			4		
	5	Loans and other receivables from current and former officers, directors, trustees, key employees, and highest compensated employees. Complete Part II of Schedule L.		0	5	0	
	6	Loans and other receivables from other disqualified persons (as defined under section 4958(f)(1)), persons described in section 4958(c)(3)(B), and contributing employers and sponsoring organizations of section 501(c)(9) voluntary employees' beneficiary organizations (see instructions). Complete Part II of Schedule L.			6	0	
	7	Notes and loans receivable, net			7		
	8	Inventories for sale or use			8		
	9	Prepaid expenses and deferred charges		31,454	9	31,475	
	10a	Land, buildings, and equipment—cost or other basis. Complete Part VI of Schedule D.	10a	243,613			
	b	Less: accumulated depreciation	10b	62,425	181,516	10c	181,188
	11	Investments—publicly traded securities		34,589,067	11	37,294,999	
	12	Investments—other securities. See Part IV, line 11		0	12		
	13	Investments—program-related. See Part IV, line 11		0	13		
	14	Intangible assets			14		
	15	Other assets. See Part IV, line 11		55,478,700	15	62,870,244	
16	Total assets. Add lines 1 through 15 (must equal line 34)		98,433,241	16	109,252,156		
Liabilities	17	Accounts payable and accrued expenses		521,508	17	441,787	
	18	Grants payable			18		
	19	Deferred revenue		111,676	19	150,849	
	20	Tax-exempt bond liabilities			20		
	21	Escrow or custodial account liability. Complete Part IV of Schedule D.			21		
	22	Loans and other payables to current and former officers, directors, trustees, key employees, highest compensated employees, and disqualified persons. Complete Part II of Schedule L			22		
	23	Secured mortgages and notes payable to unrelated third parties			23		
	24	Unsecured notes and loans payable to unrelated third parties			24		
	25	Other liabilities (including federal income tax, payables to related third parties, and other liabilities not included on lines 17-24). Complete Part X of Schedule D.		41,473,800	25	46,830,988	
	26	Total liabilities. Add lines 17 through 25		42,106,984	26	47,423,624	
Net Assets or Fund Balances	Organizations that follow SFAS 117 (ASC 958), check here <input checked="" type="checkbox"/> and complete lines 27 through 29, and lines 33 and 34.						
	27	Unrestricted net assets		11,097,911	27	11,779,697	
	28	Temporarily restricted net assets		39,693,137	28	44,469,880	
	29	Permanently restricted net assets		5,535,209	29	5,578,955	
	Organizations that do not follow SFAS 117 (ASC 958), check here <input type="checkbox"/> and complete lines 30 through 34.						
	30	Capital stock or trust principal, or current funds			30		
	31	Paid-in or capital surplus, or land, building or equipment fund			31		
	32	Retained earnings, endowment, accumulated income, or other funds			32		
	33	Total net assets or fund balances		56,326,257	33	61,828,532	
	34	Total liabilities and net assets/fund balances		98,433,241	34	109,252,156	

Part XI Reconciliation of Net AssetsCheck if Schedule O contains a response or note to any line in this Part XI ☒

1	Total revenue (must equal Part VIII, column (A), line 12)	1	20,416,230
2	Total expenses (must equal Part IX, column (A), line 25)	2	16,151,378
3	Revenue less expenses Subtract line 2 from line 1	3	4,264,852
4	Net assets or fund balances at beginning of year (must equal Part X, line 33, column (A))	4	56,326,257
5	Net unrealized gains (losses) on investments	5	1,527,112
6	Donated services and use of facilities	6	
7	Investment expenses	7	
8	Prior period adjustments	8	
9	Other changes in net assets or fund balances (explain in Schedule O)	9	-289,689
10	Net assets or fund balances at end of year Combine lines 3 through 9 (must equal Part X, line 33, column (B))	10	61,828,532

Part XII Financial Statements and ReportingCheck if Schedule O contains a response or note to any line in this Part XII ☐

	Yes	No
1 Accounting method used to prepare the Form 990 <input type="checkbox"/> Cash <input checked="" type="checkbox"/> Accrual <input type="checkbox"/> Other _____ If the organization changed its method of accounting from a prior year or checked "Other," explain in Schedule O		
2a Were the organization's financial statements compiled or reviewed by an independent accountant? If 'Yes,' check a box below to indicate whether the financial statements for the year were compiled or reviewed on a separate basis, consolidated basis, or both <input type="checkbox"/> Separate basis <input type="checkbox"/> Consolidated basis <input type="checkbox"/> Both consolidated and separate basis		No
b Were the organization's financial statements audited by an independent accountant? If 'Yes,' check a box below to indicate whether the financial statements for the year were audited on a separate basis, consolidated basis, or both <input type="checkbox"/> Separate basis <input checked="" type="checkbox"/> Consolidated basis <input type="checkbox"/> Both consolidated and separate basis	Yes	
c If "Yes," to line 2a or 2b, does the organization have a committee that assumes responsibility for oversight of the audit, review, or compilation of its financial statements and selection of an independent accountant? If the organization changed either its oversight process or selection process during the tax year, explain in Schedule O	Yes	
3a As a result of a federal award, was the organization required to undergo an audit or audits as set forth in the Single Audit Act and OMB Circular A-133?		No
b If "Yes," did the organization undergo the required audit or audits? If the organization did not undergo the required audit or audits, explain why in Schedule O and describe any steps taken to undergo such audits		

Additional Data

Software ID: 16000421

Software Version: 2016v3.0

EIN: 95-3492461

Name: Sharp Healthcare Foundation

Form 990 (2016)

Form 990, Part III, Line 4a:

PROVIDED SUPPORT AND ASSISTANCE TO SHARP HEALTHCARE SEE SCHEDULE O FOR COMMUNITY BENEFITS REPORT

Form 990, Part VII - Compensation of Officers, Directors, Trustees, Key Employees, Highest Compensated Employees, and Independent Contractors										
(A) Name and Title	(B) Average hours per week (list any hours for related organizations below dotted line)	(C) Position (do not check more than one box, unless person is both an officer and a director/trustee)						(D) Reportable compensation from the organization (W-2/1099-MISC)	(E) Reportable compensation from related organizations (W-2/1099-MISC)	(F) Estimated amount of other compensation from the organization and related organizations
		Individual trustee or director	Institutional Trustee	Officer	Key employee	Highest compensated employee	Former			
Michael W Murphy PRESIDENT & CEO SHC	4 0 60 0	X		X				0	1,840,078	108,207
Elizabeth Gildred VICE CHAIR	5 0 0	X		X				0	0	0
Mike Labelle SECRETARY	2 0 0	X		X				0	0	0
James Reopelle CHAIR	4 0 4 0	X		X				0	1,125	0
Rebecca Tuggle TREASURER	2 0 0	X		X				0	0	0
Ray Beiter DIRECTOR	2 0 12 0	X						0	0	0
Sara Bennett DIRECTOR	2 0 0	X						0	0	0
Bob Bernaba MD DIRECTOR	2 0 0	X						0	0	0
Puja Chitkara MD DIRECTOR	0 3 0	X						0	0	0
Robert deRose DIRECTOR	1 0 0	X						0	0	0

Form 990, Part VII - Compensation of Officers, Directors, Trustees, Key Employees, Highest Compensated Employees, and Independent Contractors										
(A) Name and Title	(B) Average hours per week (list any hours for related organizations below dotted line)	(C) Position (do not check more than one box, unless person is both an officer and a director/trustee)						(D) Reportable compensation from the organization (W-2/1099-MISC)	(E) Reportable compensation from related organizations (W-2/1099-MISC)	(F) Estimated amount of other compensation from the organization and related organizations
		Individual trustee or director	Institutional Trustee	Officer	Key employee	Highest compensated employee	Former			
Philip Gildred DIRECTOR	2 0 0	X						0	0	0
Gil Harrison DIRECTOR	5 0 0	X						0	0	0
Siavash Jabbari MD DIRECTOR	2 0 0 0	X						0	32,195	0
Steve Kavy MD DIRECTOR	1 0 0	X						500	0	0
Robert Kelly DIRECTOR	2 0 5 0	X						0	0	0
JC Kyrillos DIRECTOR	2 0 0	X						0	0	0
Ronald MacIntyre MD DIRECTOR	2 0 0	X						0	0	0
Eric Manese DIRECTOR	2 0 0	X						0	0	0
Mike Martin MD DIRECTOR	2 0 0	X						0	0	0
Bridget McDonald DIRECTOR	2 0 0	X						0	0	0

Form 990, Part VII - Compensation of Officers, Directors, Trustees, Key Employees, Highest Compensated Employees, and Independent Contractors										
(A) Name and Title	(B) Average hours per week (list any hours for related organizations below dotted line)	(C) Position (do not check more than one box, unless person is both an officer and a director/trustee)						(D) Reportable compensation from the organization (W-2/1099-MISC)	(E) Reportable compensation from related organizations (W-2/1099-MISC)	(F) Estimated amount of other compensation from the organization and related organizations
		Individual trustee or director	Institutional Trustee	Officer	Key employee	Highest compensated employee	Former			
Linda Miller DIRECTOR	1 0 0	X						0	0	0
Norma Nelson-Wiberg DIRECTOR	2 0 0	X						0	0	0
Eric Northbrook DIRECTOR	1 0 0	X						0	0	0
Ralph Pesqueira DIRECTOR	2 0 0	X						0	0	0
Valerie Robbins DIRECTOR	2 0 0	X						0	0	0
Lew Silverberg DIRECTOR	1 0 2 0	X						0	0	0
Tom Smisek DIRECTOR	2 0 2 0	X						0	0	0
Reggie Smith DIRECTOR	2 0 0	X						0	0	0
Naresh Soni DIRECTOR	1 0 0	X						0	0	0
Jerome Stenehjerm MD DIRECTOR	2 0 20 0	X						0	131,725	0

Form 990, Part VII - Compensation of Officers, Directors, Trustees, Key Employees, Highest Compensated Employees, and Independent Contractors										
(A) Name and Title	(B) Average hours per week (list any hours for related organizations below dotted line)	(C) Position (do not check more than one box, unless person is both an officer and a director/trustee)						(D) Reportable compensation from the organization (W-2/1099-MISC)	(E) Reportable compensation from related organizations (W-2/1099-MISC)	(F) Estimated amount of other compensation from the organization and related organizations
		Individual trustee or director	Institutional Trustee	Officer	Key employee	Highest compensated employee	Former			
Todd Stichler DIRECTOR	0 5 0	X						0	0	0
Troy Stork DIRECTOR	2 0 0	X						0	0	0
Jill Swartz DIRECTOR	2 0 0	X						0	0	0
Tom Tourtellott DIRECTOR	2 0 0	X						0	0	0
Carter Wahl MD DIRECTOR	0 5 0 0	X						0	500	0
Ray Willenberg DIRECTOR	1 0 0	X						0	0	0
Jean Young DIRECTOR	1 5 0	X						0	0	0
William Littlejohn SVP/CEO FOUNDATION	50 0 0 0			X				0	478,552	35,877
Elizabeth Morgante VP MAJOR GIFTS	24 0 16 0					X		0	288,428	38,982
Shawna Fallon DIR DEVELOPMENT SHF	50 0 0 0					X		0	149,525	22,185

SCHEDULE A
(Form 990 or
990-EZ)

Department of the Treasury
Internal Revenue Service

Name of the organization
Sharp Healthcare Foundation

Public Charity Status and Public Support

Complete if the organization is a section 501(c)(3) organization or a section 4947(a)(1) nonexempt charitable trust.

▶ Attach to Form 990 or Form 990-EZ.

▶ Information about Schedule A (Form 990 or 990-EZ) and its instructions is at www.irs.gov/form990.

OMB No 1545-0047

2016

**Open to Public
Inspection**

Employer identification number

95-3492461

Part I Reason for Public Charity Status (All organizations must complete this part.) See instructions.

The organization is not a private foundation because it is (For lines 1 through 12, check only one box.)

- 1 ☐ A church, convention of churches, or association of churches described in **section 170(b)(1)(A)(i)**.
- 2 ☐ A school described in **section 170(b)(1)(A)(ii)**. (Attach Schedule E (Form 990 or 990-EZ))
- 3 ☐ A hospital or a cooperative hospital service organization described in **section 170(b)(1)(A)(iii)**.
- 4 ☐ A medical research organization operated in conjunction with a hospital described in **section 170(b)(1)(A)(iii)**. Enter the hospital's name, city, and state _____
- 5 ☐ An organization operated for the benefit of a college or university owned or operated by a governmental unit described in **section 170(b)(1)(A)(iv)**. (Complete Part II.)
- 6 ☐ A federal, state, or local government or governmental unit described in **section 170(b)(1)(A)(v)**.
- 7 ☒ An organization that normally receives a substantial part of its support from a governmental unit or from the general public described in **section 170(b)(1)(A)(vi)**. (Complete Part II.)
- 8 ☐ A community trust described in **section 170(b)(1)(A)(vi)**. (Complete Part II.)
- 9 ☐ An agricultural research organization described in **section 170(b)(1)(A)(ix)** operated in conjunction with a land-grant college or university or a non-land grant college of agriculture. See instructions. Enter the name, city, and state of the college or university _____
- 10 ☐ An organization that normally receives (1) more than 33 1/3% of its support from contributions, membership fees, and gross receipts from activities related to its exempt functions—subject to certain exceptions, and (2) no more than 33 1/3% of its support from gross investment income and unrelated business taxable income (less section 511 tax) from businesses acquired by the organization after June 30, 1975. See **section 509(a)(2)**. (Complete Part III.)
- 11 ☐ An organization organized and operated exclusively to test for public safety. See **section 509(a)(4)**.
- 12 ☐ An organization organized and operated exclusively for the benefit of, to perform the functions of, or to carry out the purposes of one or more publicly supported organizations described in **section 509(a)(1)** or **section 509(a)(2)**. See **section 509(a)(3)**. Check the box in lines 12a through 12d that describes the type of supporting organization and complete lines 12e, 12f, and 12g.
- a ☐ **Type I.** A supporting organization operated, supervised, or controlled by its supported organization(s), typically by giving the supported organization(s) the power to regularly appoint or elect a majority of the directors or trustees of the supporting organization. **You must complete Part IV, Sections A and B.**
- b ☐ **Type II.** A supporting organization supervised or controlled in connection with its supported organization(s), by having control or management of the supporting organization vested in the same persons that control or manage the supported organization(s). **You must complete Part IV, Sections A and C.**
- c ☐ **Type III functionally integrated.** A supporting organization operated in connection with, and functionally integrated with, its supported organization(s) (see instructions). **You must complete Part IV, Sections A, D, and E.**
- d ☐ **Type III non-functionally integrated.** A supporting organization operated in connection with its supported organization(s) that is not functionally integrated. The organization generally must satisfy a distribution requirement and an attentiveness requirement (see instructions). **You must complete Part IV, Sections A and D, and Part V.**
- e ☐ Check this box if the organization received a written determination from the IRS that it is a Type I, Type II, Type III functionally integrated, or Type III non-functionally integrated supporting organization.
- f Enter the number of supported organizations _____
- g Provide the following information about the supported organization(s) _____

(i) Name of supported organization	(ii) EIN	(iii) Type of organization (described on lines 1-10 above (see instructions))	(iv) Is the organization listed in your governing document?		(v) Amount of monetary support (see instructions)	(vi) Amount of other support (see instructions)
			Yes	No		
Total						

Part II

Support Schedule for Organizations Described in Sections 170(b)(1)(A)(iv) and 170(b)(1)(A)(vi)
(Complete only if you checked the box on line 5, 7, 8, or 9 of Part I or if the organization failed to qualify under Part III. If the organization fails to qualify under the tests listed below, please complete Part III.)

Section A. Public Support							
Calendar year (or fiscal year beginning in) ▶		(a)2012	(b)2013	(c)2014	(d)2015	(e)2016	(f)Total
1	Gifts, grants, contributions, and membership fees received (Do not include any "unusual grant.")	5,241,050	11,493,853	5,634,986	9,161,156	13,384,509	44,915,554
2	Tax revenues levied for the organization's benefit and either paid to or expended on its behalf						0
3	The value of services or facilities furnished by a governmental unit to the organization without charge						0
4	Total. Add lines 1 through 3	5,241,050	11,493,853	5,634,986	9,161,156	13,384,509	44,915,554
5	The portion of total contributions by each person (other than a governmental unit or publicly supported organization) included on line 1 that exceeds 2% of the amount shown on line 11, column (f)						5,257,800
6	Public support. Subtract line 5 from line 4						39,657,754
Section B. Total Support							
Calendar year (or fiscal year beginning in) ▶		(a)2012	(b)2013	(c)2014	(d)2015	(e)2016	(f)Total
7	Amounts from line 4	5,241,050	11,493,853	5,634,986	9,161,156	13,384,509	44,915,554
8	Gross income from interest, dividends, payments received on securities loans, rents, royalties and income from similar sources	1,298,080	1,253,580	1,928,196	1,356,429	1,215,310	7,051,595
9	Net income from unrelated business activities, whether or not the business is regularly carried on					0	0
10	Other income. Do not include gain or loss from the sale of capital assets (Explain in Part VI.)	2,802	34,493	69,069	-3,971	46,259	148,652
11	Total support. Add lines 7 through 10						52,115,801
12	Gross receipts from related activities, etc. (see instructions)					12	18,378,065
13	First five years. If the Form 990 is for the organization's first, second, third, fourth, or fifth tax year as a section 501(c)(3) organization, check this box and stop here ▶ <input type="checkbox"/>						
Section C. Computation of Public Support Percentage							
14	Public support percentage for 2016 (line 6, column (f) divided by line 11, column (f))					14	76 10 %
15	Public support percentage for 2015 Schedule A, Part II, line 14					15	76 34 %
16a	33 1/3% support test—2016. If the organization did not check the box on line 13, and line 14 is 33 1/3% or more, check this box and stop here. The organization qualifies as a publicly supported organization ▶ <input checked="" type="checkbox"/>						
b	33 1/3% support test—2015. If the organization did not check a box on line 13 or 16a, and line 15 is 33 1/3% or more, check this box and stop here. The organization qualifies as a publicly supported organization ▶ <input type="checkbox"/>						
17a	10%-facts-and-circumstances test—2016. If the organization did not check a box on line 13, 16a, or 16b, and line 14 is 10% or more, and if the organization meets the "facts-and-circumstances" test, check this box and stop here. Explain in Part VI how the organization meets the "facts-and-circumstances" test. The organization qualifies as a publicly supported organization ▶ <input type="checkbox"/>						
b	10%-facts-and-circumstances test—2015. If the organization did not check a box on line 13, 16a, 16b, or 17a, and line 15 is 10% or more, and if the organization meets the "facts-and-circumstances" test, check this box and stop here. Explain in Part VI how the organization meets the "facts-and-circumstances" test. The organization qualifies as a publicly supported organization ▶ <input type="checkbox"/>						
18	Private foundation. If the organization did not check a box on line 13, 16a, 16b, 17a, or 17b, check this box and see instructions ▶ <input type="checkbox"/>						

Part III Support Schedule for Organizations Described in Section 509(a)(2)

(Complete only if you checked the box on line 10 of Part I or if the organization failed to qualify under Part II. If the organization fails to qualify under the tests listed below, please complete Part II.)

Section A. Public Support

Calendar year (or fiscal year beginning in) ►	(a)2012	(b)2013	(c)2014	(d)2015	(e)2016	(f)Total
1 Gifts, grants, contributions, and membership fees received (Do not include any "unusual grants.")						
2 Gross receipts from admissions, merchandise sold or services performed, or facilities furnished in any activity that is related to the organization's tax-exempt purpose						
3 Gross receipts from activities that are not an unrelated trade or business under section 513						
4 Tax revenues levied for the organization's benefit and either paid to or expended on its behalf						
5 The value of services or facilities furnished by a governmental unit to the organization without charge						
6 Total. Add lines 1 through 5						
7a Amounts included on lines 1, 2, and 3 received from disqualified persons						
b Amounts included on lines 2 and 3 received from other than disqualified persons that exceed the greater of \$5,000 or 1% of the amount on line 13 for the year						
c Add lines 7a and 7b						
8 Public support. (Subtract line 7c from line 6.)						

Section B. Total Support

Calendar year (or fiscal year beginning in) ►	(a)2012	(b)2013	(c)2014	(d)2015	(e)2016	(f)Total
9 Amounts from line 6						
10a Gross income from interest, dividends, payments received on securities loans, rents, royalties and income from similar sources						
b Unrelated business taxable income (less section 511 taxes) from businesses acquired after June 30, 1975						
c Add lines 10a and 10b						
11 Net income from unrelated business activities not included in line 10b, whether or not the business is regularly carried on						
12 Other income. Do not include gain or loss from the sale of capital assets (Explain in Part VI.)						
13 Total support. (Add lines 9, 10c, 11, and 12.)						

14 First five years. If the Form 990 is for the organization's first, second, third, fourth, or fifth tax year as a section 501(c)(3) organization, check this box and **stop here** ☐

Section C. Computation of Public Support Percentage

15 Public support percentage for 2016 (line 8, column (f) divided by line 13, column (f))	15	
16 Public support percentage from 2015 Schedule A, Part III, line 15	16	

Section D. Computation of Investment Income Percentage

17 Investment income percentage for 2016 (line 10c, column (f) divided by line 13, column (f))	17	
18 Investment income percentage from 2015 Schedule A, Part III, line 17	18	

19a 33 1/3% support tests—2016. If the organization did not check the box on line 14, and line 15 is more than 33 1/3%, and line 17 is not more than 33 1/3%, check this box and **stop here**. The organization qualifies as a publicly supported organization ☐

b 33 1/3% support tests—2015. If the organization did not check a box on line 14 or line 19a, and line 16 is more than 33 1/3% and line 18 is not more than 33 1/3%, check this box and **stop here**. The organization qualifies as a publicly supported organization ☐

20 Private foundation. If the organization did not check a box on line 14, 19a, or 19b, check this box and see instructions ☐

Part IV Supporting Organizations

(Complete only if you checked a box on line 12 of Part I. If you checked 12a of Part I, complete Sections A and B. If you checked 12b of Part I, complete Sections A and C. If you checked 12c of Part I, complete Sections A, D, and E. If you checked 12d of Part I, complete Sections A and D, and complete Part V.)

Section A. All Supporting Organizations

	Yes	No
1 Are all of the organization's supported organizations listed by name in the organization's governing documents? <i>If "No," describe in Part VI how the supported organizations are designated. If designated by class or purpose, describe the designation. If historic and continuing relationship, explain.</i>	1	
2 Did the organization have any supported organization that does not have an IRS determination of status under section 509(a)(1) or (2)? <i>If "Yes," explain in Part VI how the organization determined that the supported organization was described in section 509(a)(1) or (2).</i>	2	
3a Did the organization have a supported organization described in section 501(c)(4), (5), or (6)? <i>If "Yes," answer (b) and (c) below.</i>	3a	
b Did the organization confirm that each supported organization qualified under section 501(c)(4), (5), or (6) and satisfied the public support tests under section 509(a)(2)? <i>If "Yes," describe in Part VI when and how the organization made the determination.</i>	3b	
c Did the organization ensure that all support to such organizations was used exclusively for section 170(c)(2)(B) purposes? <i>If "Yes," explain in Part VI what controls the organization put in place to ensure such use.</i>	3c	
4a Was any supported organization not organized in the United States ("foreign supported organization")? <i>If "Yes" and if you checked 12a or 12b in Part I, answer (b) and (c) below.</i>	4a	
b Did the organization have ultimate control and discretion in deciding whether to make grants to the foreign supported organization? <i>If "Yes," describe in Part VI how the organization had such control and discretion despite being controlled or supervised by or in connection with its supported organizations.</i>	4b	
c Did the organization support any foreign supported organization that does not have an IRS determination under sections 501(c)(3) and 509(a)(1) or (2)? <i>If "Yes," explain in Part VI what controls the organization used to ensure that all support to the foreign supported organization was used exclusively for section 170(c)(2)(B) purposes.</i>	4c	
5a Did the organization add, substitute, or remove any supported organizations during the tax year? <i>If "Yes," answer (b) and (c) below (if applicable). Also, provide detail in Part VI, including (i) the names and EIN numbers of the supported organizations added, substituted, or removed, (ii) the reasons for each such action, (iii) the authority under the organization's organizing document authorizing such action, and (iv) how the action was accomplished (such as by amendment to the organizing document).</i>	5a	
b Type I or Type II only. Was any added or substituted supported organization part of a class already designated in the organization's organizing document?	5b	
c Substitutions only. Was the substitution the result of an event beyond the organization's control?	5c	
6 Did the organization provide support (whether in the form of grants or the provision of services or facilities) to anyone other than (i) its supported organizations, (ii) individuals that are part of the charitable class benefited by one or more of its supported organizations, or (iii) other supporting organizations that also support or benefit one or more of the filing organization's supported organizations? <i>If "Yes," provide detail in Part VI.</i>	6	
7 Did the organization provide a grant, loan, compensation, or other similar payment to a substantial contributor (defined in section 4958(c)(3)(C)), a family member of a substantial contributor, or a 35% controlled entity with regard to a substantial contributor? <i>If "Yes," complete Part I of Schedule L (Form 990 or 990-EZ).</i>	7	
8 Did the organization make a loan to a disqualified person (as defined in section 4958) not described in line 7? <i>If "Yes," complete Part I of Schedule L (Form 990 or 990-EZ).</i>	8	
9a Was the organization controlled directly or indirectly at any time during the tax year by one or more disqualified persons as defined in section 4946 (other than foundation managers and organizations described in section 509(a)(1) or (2))? <i>If "Yes," provide detail in Part VI.</i>	9a	
b Did one or more disqualified persons (as defined in line 9a) hold a controlling interest in any entity in which the supporting organization had an interest? <i>If "Yes," provide detail in Part VI.</i>	9b	
c Did a disqualified person (as defined in line 9a) have an ownership interest in, or derive any personal benefit from, assets in which the supporting organization also had an interest? <i>If "Yes," provide detail in Part VI.</i>	9c	
10a Was the organization subject to the excess business holdings rules of section 4943 because of section 4943(f) (regarding certain Type II supporting organizations, and all Type III non-functionally integrated supporting organizations)? <i>If "Yes," answer line 10b below.</i>	10a	
b Did the organization have any excess business holdings in the tax year? <i>(Use Schedule C, Form 4720, to determine whether the organization had excess business holdings.)</i>	10b	

Part IV Supporting Organizations (continued)

	Yes	No
11 Has the organization accepted a gift or contribution from any of the following persons?		
a A person who directly or indirectly controls, either alone or together with persons described in (b) and (c) below, the governing body of a supported organization?		
b A family member of a person described in (a) above?		
c A 35% controlled entity of a person described in (a) or (b) above? <i>If "Yes" to a, b, or c, provide detail in Part VI</i>		
11a		
11b		
11c		

Section B. Type I Supporting Organizations

	Yes	No
1 Did the directors, trustees, or membership of one or more supported organizations have the power to regularly appoint or elect at least a majority of the organization's directors or trustees at all times during the tax year? <i>If "No," describe in Part VI how the supported organization(s) effectively operated, supervised, or controlled the organization's activities. If the organization had more than one supported organization, describe how the powers to appoint and/or remove directors or trustees were allocated among the supported organizations and what conditions or restrictions, if any, applied to such powers during the tax year.</i>		
2 Did the organization operate for the benefit of any supported organization other than the supported organization(s) that operated, supervised, or controlled the supporting organization? <i>If "Yes," explain in Part VI how providing such benefit carried out the purposes of the supported organization(s) that operated, supervised or controlled the supporting organization.</i>		
1		
2		

Section C. Type II Supporting Organizations

	Yes	No
1 Were a majority of the organization's directors or trustees during the tax year also a majority of the directors or trustees of each of the organization's supported organization(s)? <i>If "No," describe in Part VI how control or management of the supporting organization was vested in the same persons that controlled or managed the supported organization(s).</i>		
1		

Section D. All Type III Supporting Organizations

	Yes	No
1 Did the organization provide to each of its supported organizations, by the last day of the fifth month of the organization's tax year, (i) a written notice describing the type and amount of support provided during the prior tax year, (ii) a copy of the Form 990 that was most recently filed as of the date of notification, and (iii) copies of the organization's governing documents in effect on the date of notification, to the extent not previously provided?		
2 Were any of the organization's officers, directors, or trustees either (i) appointed or elected by the supported organization(s) or (ii) serving on the governing body of a supported organization? <i>If "No," explain in Part VI how the organization maintained a close and continuous working relationship with the supported organization(s).</i>		
3 By reason of the relationship described in (2), did the organization's supported organizations have a significant voice in the organization's investment policies and in directing the use of the organization's income or assets at all times during the tax year? <i>If "Yes," describe in Part VI the role the organization's supported organizations played in this regard.</i>		
1		
2		
3		

Section E. Type III Functionally-Integrated Supporting Organizations

1 Check the box next to the method that the organization used to satisfy the Integral Part Test during the year (see instructions)		
a <input type="checkbox"/> The organization satisfied the Activities Test. Complete line 2 below.		
b <input type="checkbox"/> The organization is the parent of each of its supported organizations. Complete line 3 below.		
c <input type="checkbox"/> The organization supported a governmental entity. Describe in Part VI how you supported a government entity (see instructions).		
2 Activities Test Answer (a) and (b) below.		
a Did substantially all of the organization's activities during the tax year directly further the exempt purposes of the supported organization(s) to which the organization was responsive? <i>If "Yes," then in Part VI identify those supported organizations and explain how these activities directly furthered their exempt purposes, how the organization was responsive to those supported organizations, and how the organization determined that these activities constituted substantially all of its activities.</i>		
b Did the activities described in (a) constitute activities that, but for the organization's involvement, one or more of the organization's supported organization(s) would have been engaged in? <i>If "Yes," explain in Part VI the reasons for the organization's position that its supported organization(s) would have engaged in these activities but for the organization's involvement.</i>		
3 Parent of Supported Organizations Answer (a) and (b) below.		
a Did the organization have the power to regularly appoint or elect a majority of the officers, directors, or trustees of each of the supported organizations? <i>Provide details in Part VI.</i>		
b Did the organization exercise a substantial degree of direction over the policies, programs and activities of each of its supported organizations? <i>If "Yes," describe in Part VI the role played by the organization in this regard.</i>		
2a		
2b		
3a		
3b		

Part V Type III Non-Functionally Integrated 509(a)(3) Supporting Organizations

- 1** ☐ Check here if the organization satisfied the Integral Part Test as a qualifying trust on Nov. 20, 1970. **See instructions.** All other Type III non-functionally integrated supporting organizations must complete Sections A through E.

Section A - Adjusted Net Income

	(A) Prior Year	(B) Current Year (optional)
1 Net short-term capital gain	1	
2 Recoveries of prior-year distributions	2	
3 Other gross income (see instructions)	3	
4 Add lines 1 through 3	4	
5 Depreciation and depletion	5	
6 Portion of operating expenses paid or incurred for production or collection of gross income or for management, conservation, or maintenance of property held for production of income (see instructions)	6	
7 Other expenses (see instructions)	7	
8 Adjusted Net Income (subtract lines 5, 6 and 7 from line 4)	8	

Section B - Minimum Asset Amount

	(A) Prior Year	(B) Current Year (optional)
1 Aggregate fair market value of all non-exempt-use assets (see instructions for short tax year or assets held for part of year)	1	
a Average monthly value of securities	1a	
b Average monthly cash balances	1b	
c Fair market value of other non-exempt-use assets	1c	
d Total (add lines 1a, 1b, and 1c)	1d	
e Discount claimed for blockage or other factors (explain in detail in Part VI)		
2 Acquisition indebtedness applicable to non-exempt use assets	2	
3 Subtract line 2 from line 1d	3	
4 Cash deemed held for exempt use. Enter 1-1/2% of line 3 (for greater amount, see instructions)	4	
5 Net value of non-exempt-use assets (subtract line 4 from line 3)	5	
6 Multiply line 5 by .035	6	
7 Recoveries of prior-year distributions	7	
8 Minimum Asset Amount (add line 7 to line 6)	8	

Section C - Distributable Amount

		Current Year
1 Adjusted net income for prior year (from Section A, line 8, Column A)	1	
2 Enter 85% of line 1	2	
3 Minimum asset amount for prior year (from Section B, line 8, Column A)	3	
4 Enter greater of line 2 or line 3	4	
5 Income tax imposed in prior year	5	
6 Distributable Amount. Subtract line 5 from line 4, unless subject to emergency temporary reduction (see instructions)	6	
7 <input type="checkbox"/> Check here if the current year is the organization's first as a non-functionally-integrated Type III supporting organization (see instructions)		

Part V

Type III Non-Functionally Integrated 509(a)(3) Supporting Organizations (continued)

Section D - Distributions	Current Year
1 Amounts paid to supported organizations to accomplish exempt purposes	
2 Amounts paid to perform activity that directly furthers exempt purposes of supported organizations, in excess of income from activity	
3 Administrative expenses paid to accomplish exempt purposes of supported organizations	
4 Amounts paid to acquire exempt-use assets	
5 Qualified set-aside amounts (prior IRS approval required)	
6 Other distributions (describe in Part VI) See instructions	
7 Total annual distributions. Add lines 1 through 6	
8 Distributions to attentive supported organizations to which the organization is responsive (provide details in Part VI) See instructions	
9 Distributable amount for 2016 from Section C, line 6	
10 Line 8 amount divided by Line 9 amount	

Section E - Distribution Allocations (see instructions)	(i) Excess Distributions	(ii) Underdistributions Pre-2016	(iii) Distributable Amount for 2016
1 Distributable amount for 2016 from Section C, line 6			
2 Underdistributions, if any, for years prior to 2016 (reasonable cause required--see instructions)			
3 Excess distributions carryover, if any, to 2016			
a			
b			
c From 2013.			
d From 2014.			
e From 2015.			
f Total of lines 3a through e			
g Applied to underdistributions of prior years			
h Applied to 2016 distributable amount			
i Carryover from 2011 not applied (see instructions)			
j Remainder Subtract lines 3g, 3h, and 3i from 3f			
4 Distributions for 2016 from Section D, line 7 \$			
a Applied to underdistributions of prior years			
b Applied to 2016 distributable amount			
c Remainder Subtract lines 4a and 4b from 4			
5 Remaining underdistributions for years prior to 2016, if any Subtract lines 3g and 4a from line 2 (if amount greater than zero, see instructions)			
6 Remaining underdistributions for 2016 Subtract lines 3h and 4b from line 1 (if amount greater than zero, see instructions)			
7 Excess distributions carryover to 2017. Add lines 3j and 4c			
8 Breakdown of line 7			
a			
b Excess from 2013.			
c Excess from 2014.			
d Excess from 2015.			
e Excess from 2016.			

Part VI Supplemental Information.

Provide the explanations required by Part II, line 10; Part II, line 17a or 17b; Part III, line 12; Part IV, Section A, lines 1, 2, 3b, 3c, 4b, 4c, 5a, 6, 9a, 9b, 9c, 11a, 11b, and 11c; Part IV, Section B, lines 1 and 2; Part IV, Section C, line 1; Part IV, Section D, lines 2 and 3; Part IV, Section E, lines 1c, 2a, 2b, 3a and 3b; Part V, line 1; Part V, Section B, line 1e; Part V Section D, lines 5, 6, and 8; and Part V, Section E, lines 2, 5, and 6. Also complete this part for any additional information. (See instructions).

Facts And Circumstances Test**990 Schedule A, Supplemental Information**

Return Reference	Explanation
Schedule A, Part II, Line 10 Other Income	DESCRIPTION - OTHER INCOME, COLUMN A - 2802 0, COLUMN B - 34493 0, COLUMN C - 69069 0, COLUMN D - -3971 0, COLUMN E - 46259 0, COLUMN F - 148652 0,



SCHEDULE C (Form 990 or 990-EZ)	Political Campaign and Lobbying Activities For Organizations Exempt From Income Tax Under section 501(c) and section 527 ▶ Complete if the organization is described below. ▶ Attach to Form 990 or Form 990-EZ. ▶ Information about Schedule C (Form 990 or 990-EZ) and its instructions is at www.irs.gov/form990.	OMB No 1545-0047 2016 Open to Public Inspection
Department of the Treasury Internal Revenue Service		

If the organization answered "Yes" on Form 990, Part IV, Line 3, or Form 990-EZ, Part V, line 46 (Political Campaign Activities), then

- Section 501(c)(3) organizations Complete Parts I-A and B Do not complete Part I-C
- Section 501(c) (other than section 501(c)(3)) organizations Complete Parts I-A and C below Do not complete Part I-B
- Section 527 organizations Complete Part I-A only

If the organization answered "Yes" on Form 990, Part IV, Line 4, or Form 990-EZ, Part VI, line 47 (Lobbying Activities), then

- Section 501(c)(3) organizations that have filed Form 5768 (election under section 501(h)) Complete Part II-A Do not complete Part II-B
- Section 501(c)(3) organizations that have NOT filed Form 5768 (election under section 501(h)) Complete Part II-B Do not complete Part II-A

If the organization answered "Yes" on Form 990, Part IV, Line 5 (Proxy Tax) (see separate instructions) or Form 990-EZ, Part V, line 35c (Proxy Tax) (see separate instructions), then

- Section 501(c)(4), (5), or (6) organizations Complete Part III

Name of the organization Sharp Healthcare Foundation	Employer identification number 95-3492461
---	---

Part I-A	Complete if the organization is exempt under section 501(c) or is a section 527 organization.
1	Provide a description of the organization's direct and indirect political campaign activities in Part IV
2	Political expenditures ▶ \$
3	Volunteer hours

Part I-B	Complete if the organization is exempt under section 501(c)(3).
1	Enter the amount of any excise tax incurred by the organization under section 4955 ▶ \$
2	Enter the amount of any excise tax incurred by organization managers under section 4955 ▶ \$
3	If the organization incurred a section 4955 tax, did it file Form 4720 for this year? <input type="checkbox"/> Yes <input type="checkbox"/> No
4a	Was a correction made? <input type="checkbox"/> Yes <input type="checkbox"/> No
b	If "Yes," describe in Part IV

Part I-C	Complete if the organization is exempt under section 501(c), except section 501(c)(3).
1	Enter the amount directly expended by the filing organization for section 527 exempt function activities ▶ \$
2	Enter the amount of the filing organization's funds contributed to other organizations for section 527 exempt function activities ▶ \$
3	Total exempt function expenditures Add lines 1 and 2 Enter here and on Form 1120-POL, line 17b ▶ \$
4	Did the filing organization file Form 1120-POL for this year? <input type="checkbox"/> Yes <input type="checkbox"/> No
5	Enter the names, addresses and employer identification number (EIN) of all section 527 political organizations to which the filing organization made payments For each organization listed, enter the amount paid from the filing organization's funds Also enter the amount of political contributions received that were promptly and directly delivered to a separate political organization, such as a separate segregated fund or a political action committee (PAC) If additional space is needed, provide information in Part IV

(a) Name	(b) Address	(c) EIN	(d) Amount paid from filing organization's funds If none, enter -0-	(e) Amount of political contributions received and promptly and directly delivered to a separate political organization If none, enter -0-
2				
3				
4				
5				
6				

Part II-A Complete if the organization is exempt under section 501(c)(3) and filed Form 5768 (election under section 501(h)).

A Check ☐ if the filing organization belongs to an affiliated group (and list in Part IV each affiliated group member's name, address, EIN, expenses, and share of excess lobbying expenditures)

B Check ☐ if the filing organization checked box A and "limited control" provisions apply

Limits on Lobbying Expenditures
(The term "expenditures" means amounts paid or incurred.)**(a)** Filing
organization's
totals**(b)** Affiliated
group totals

1a Total lobbying expenditures to influence public opinion (grass roots lobbying)

b Total lobbying expenditures to influence a legislative body (direct lobbying)

c Total lobbying expenditures (add lines 1a and 1b)

d Other exempt purpose expenditures

e Total exempt purpose expenditures (add lines 1c and 1d)

f Lobbying nontaxable amount Enter the amount from the following table in both columns

If the amount on line 1e, column (a) or (b) is:	The lobbying nontaxable amount is:
Not over \$500,000	20% of the amount on line 1e
Over \$500,000 but not over \$1,000,000	\$100,000 plus 15% of the excess over \$500,000
Over \$1,000,000 but not over \$1,500,000	\$175,000 plus 10% of the excess over \$1,000,000
Over \$1,500,000 but not over \$17,000,000	\$225,000 plus 5% of the excess over \$1,500,000
Over \$17,000,000	\$1,000,000

g Grassroots nontaxable amount (enter 25% of line 1f)

h Subtract line 1g from line 1a If zero or less, enter -0-

i Subtract line 1f from line 1c If zero or less, enter -0-

j If there is an amount other than zero on either line 1h or line 1i, did the organization file Form 4720 reporting section 4911 tax for this year?

☐ Yes ☐ No**4-Year Averaging Period Under section 501(h)**

(Some organizations that made a section 501(h) election do not have to complete all of the five columns below. See the separate instructions for lines 2a through 2f.)

Lobbying Expenditures During 4-Year Averaging Period

Calendar year (or fiscal year beginning in)	(a) 2013	(b) 2014	(c) 2015	(d) 2016	(e) Total
2a Lobbying nontaxable amount					
b Lobbying ceiling amount (150% of line 2a, column(e))					
c Total lobbying expenditures					
d Grassroots nontaxable amount					
e Grassroots ceiling amount (150% of line 2d, column (e))					
f Grassroots lobbying expenditures					

Part II-B Complete if the organization is exempt under section 501(c)(3) and has NOT filed Form 5768 (election under section 501(h)).

For each "Yes" response on lines 1a through 1i below, provide in Part IV a detailed description of the lobbying activity

		(a)		(b)
		Yes	No	Amount
1	During the year, did the filing organization attempt to influence foreign, national, state or local legislation, including any attempt to influence public opinion on a legislative matter or referendum, through the use of			
a	Volunteers?		No	
b	Paid staff or management (include compensation in expenses reported on lines 1c through 1i)?		No	
c	Media advertisements?		No	
d	Mailings to members, legislators, or the public?		No	
e	Publications, or published or broadcast statements?		No	
f	Grants to other organizations for lobbying purposes?		No	
g	Direct contact with legislators, their staffs, government officials, or a legislative body?		No	
h	Rallies, demonstrations, seminars, conventions, speeches, lectures, or any similar means?		No	
i	Other activities?	Yes		151
j	Total. Add lines 1c through 1i			151
2a	Did the activities in line 1 cause the organization to be not described in section 501(c)(3)?		No	
b	If "Yes," enter the amount of any tax incurred under section 4912			
c	If "Yes," enter the amount of any tax incurred by organization managers under section 4912			
d	If the filing organization incurred a section 4912 tax, did it file Form 4720 for this year?			

Part III-A Complete if the organization is exempt under section 501(c)(4), section 501(c)(5), or section 501(c)(6).

	Yes	No
1 Were substantially all (90% or more) dues received nondeductible by members?	1	
2 Did the organization make only in-house lobbying expenditures of \$2,000 or less?	2	
3 Did the organization agree to carry over lobbying and political expenditures from the prior year?	3	

Part III-B Complete if the organization is exempt under section 501(c)(4), section 501(c)(5), or section 501(c)(6) and if either (a) BOTH Part III-A, lines 1 and 2, are answered "No" OR (b) Part III-A, line 3, is answered "Yes."

1	Dues, assessments and similar amounts from members	1	
2	Section 162(e) nondeductible lobbying and political expenditures (do not include amounts of political expenses for which the section 527(f) tax was paid).	2a	
a	Current year	2b	
b	Carryover from last year	2c	
c	Total	3	
3	Aggregate amount reported in section 6033(e)(1)(A) notices of nondeductible section 162(e) dues	4	
4	If notices were sent and the amount on line 2c exceeds the amount on line 3, what portion of the excess does the organization agree to carryover to the reasonable estimate of nondeductible lobbying and political expenditure next year?	5	
5	Taxable amount of lobbying and political expenditures (see instructions)		

Part IV Supplemental Information

Provide the descriptions required for Part I-A, line 1, Part I-B, line 4, Part I-C, line 5, Part II-A (affiliated group list), Part II-A, lines 1 and 2 (see instructions), and Part II-B, line 1. Also, complete this part for any additional information.

Return Reference	Explanation
Schedule C, Part II-B, Line 1 DETAILED DESCRIPTION OF THE LOBBYING ACTIVITY	SHF PAYS ANNUAL DUES TO THE ASSOCIATION OF FUNDRAISING PROFESSIONALS AND THE ASSOCIATION FOR HEALTHCARE PHILANTHROPY. A PORTION OF THESE DUES ARE USED FOR LOBBYING PURPOSES.
Schedule C, Part II-B, Line 1 DETAILED DESCRIPTION OF THE LOBBYING ACTIVITY	SHF PAYS ANNUAL DUES TO THE ASSOCIATION OF FUNDRAISING PROFESSIONALS AND THE ASSOCIATION FOR HEALTHCARE PHILANTHROPY. A PORTION OF THESE DUES ARE USED FOR LOBBYING PURPOSES.

efile GRAPHIC print - DO NOT PROCESS		As Filed Data -		DLN: 93493220014718	
<div>SCHEDULE D (Form 990)</div> <div>Department of the Treasury Internal Revenue Service</div>		<div>Supplemental Financial Statements</div> <div>► Complete if the organization answered "Yes," on Form 990, Part IV, line 6, 7, 8, 9, 10, 11a, 11b, 11c, 11d, 11e, 11f, 12a, or 12b. ► Attach to Form 990.</div> <div>Information about Schedule D (Form 990) and its instructions is at www.irs.gov/form990.</div>			<div>OMB No 1545-0047</div> <div>2016</div> <div>Open to Public Inspection</div>
Name of the organization Sharp Healthcare Foundation				Employer identification number 95-3492461	
Part I Organizations Maintaining Donor Advised Funds or Other Similar Funds or Accounts. Complete if the organization answered "Yes" on Form 990, Part IV, line 6.					
		(a) Donor advised funds		(b) Funds and other accounts	
1	Total number at end of year				
2	Aggregate value of contributions to (during year)				
3	Aggregate value of grants from (during year)				
4	Aggregate value at end of year				
5	Did the organization inform all donors and donor advisors in writing that the assets held in donor advised funds are the organization's property, subject to the organization's exclusive legal control?				<input type="checkbox"/> Yes <input type="checkbox"/> No
6	Did the organization inform all grantees, donors, and donor advisors in writing that grant funds can be used only for charitable purposes and not for the benefit of the donor or donor advisor, or for any other purpose conferring impermissible private benefit?				<input type="checkbox"/> Yes <input type="checkbox"/> No
Part II Conservation Easements. Complete if the organization answered "Yes" on Form 990, Part IV, line 7.					
1	Purpose(s) of conservation easements held by the organization (check all that apply) <input type="checkbox"/> Preservation of land for public use (e g , recreation or education) <input type="checkbox"/> Preservation of an historically important land area <input type="checkbox"/> Protection of natural habitat <input type="checkbox"/> Preservation of a certified historic structure <input type="checkbox"/> Preservation of open space				
2	Complete lines 2a through 2d if the organization held a qualified conservation contribution in the form of a conservation easement on the last day of the tax year				
a	Total number of conservation easements	Held at the End of the Year			
b	Total acreage restricted by conservation easements	2a			
c	Number of conservation easements on a certified historic structure included in (a)	2b			
d	Number of conservation easements included in (c) acquired after 8/17/06, and not on a historic structure listed in the National Register	2c			
		2d			
3	Number of conservation easements modified, transferred, released, extinguished, or terminated by the organization during the tax year ►				
4	Number of states where property subject to conservation easement is located ►				
5	Does the organization have a written policy regarding the periodic monitoring, inspection, handling of violations, and enforcement of the conservation easements it holds?				<input type="checkbox"/> Yes <input type="checkbox"/> No
6	Staff and volunteer hours devoted to monitoring, inspecting, handling of violations, and enforcing conservation easements during the year ►				
7	Amount of expenses incurred in monitoring, inspecting, handling of violations, and enforcing conservation easements during the year ► \$				
8	Does each conservation easement reported on line 2(d) above satisfy the requirements of section 170(h)(4)(B)(i) and section 170(h)(4)(B)(ii)?				<input type="checkbox"/> Yes <input type="checkbox"/> No
9	In Part XIII, describe how the organization reports conservation easements in its revenue and expense statement, and balance sheet, and include, if applicable, the text of the footnote to the organization's financial statements that describes the organization's accounting for conservation easements				
Part III Organizations Maintaining Collections of Art, Historical Treasures, or Other Similar Assets. Complete if the organization answered "Yes" on Form 990, Part IV, line 8.					
1a	If the organization elected, as permitted under SFAS 116 (ASC 958), not to report in its revenue statement and balance sheet works of art, historical treasures, or other similar assets held for public exhibition, education, or research in furtherance of public service, provide, in Part XIII, the text of the footnote to its financial statements that describes these items				
b	If the organization elected, as permitted under SFAS 116 (ASC 958), to report in its revenue statement and balance sheet works of art, historical treasures, or other similar assets held for public exhibition, education, or research in furtherance of public service, provide the following amounts relating to these items				
(i) Revenue included on Form 990, Part VIII, line 1		► \$			
(ii) Assets included in Form 990, Part X		► \$			
2	If the organization received or held works of art, historical treasures, or other similar assets for financial gain, provide the following amounts required to be reported under SFAS 116 (ASC 958) relating to these items				
a	Revenue included on Form 990, Part VIII, line 1	► \$			
b	Assets included in Form 990, Part X	► \$			
For Paperwork Reduction Act Notice, see the Instructions for Form 990.					
		Cat No 52283D		Schedule D (Form 990) 2016	

Part III

Organizations Maintaining Collections of Art, Historical Treasures, or Other Similar Assets (continued)

3

Using the organization's acquisition, accession, and other records, check any of the following that are a significant use of its collection items (check all that apply)

a

☐

Public exhibition

b

☐

Scholarly research

c

☐

Preservation for future generations

d

☐

Loan or exchange programs

e

☐

Other

4

Provide a description of the organization's collections and explain how they further the organization's exempt purpose in Part XIII

5

During the year, did the organization solicit or receive donations of art, historical treasures or other similar assets to be sold to raise funds rather than to be maintained as part of the organization's collection?

☐ Yes

☐ No

Part IV

Escrow and Custodial Arrangements.

Complete if the organization answered "Yes" on Form 990, Part IV, line 9, or reported an amount on Form 990, Part X, line 21.

1a

Is the organization an agent, trustee, custodian or other intermediary for contributions or other assets not included on Form 990, Part X?

☐ Yes

☐ No

b

If "Yes," explain the arrangement in Part XIII and complete the following table

c

Beginning balance

d

Additions during the year

e

Distributions during the year

f

Ending balance

	Amount
1c	
1d	
1e	
1f	

2a

Did the organization include an amount on Form 990, Part X, line 21, for escrow or custodial account liability?

☐ Yes

☐ No

b

If "Yes," explain the arrangement in Part XIII Check here if the explanation has been provided in Part XIII

☐

Part V

Endowment Funds. Complete if the organization answered "Yes" on Form 990, Part IV, line 10.

1a

Beginning of year balance

b

Contributions

c

Net investment earnings, gains, and losses

d

Grants or scholarships

e

Other expenditures for facilities and programs

f

Administrative expenses

g

End of year balance

	(a)Current year	(b)Prior year	(c)Two years back	(d)Three years back	(e)Four years back
1a	13,426,606	11,038,968	10,924,047	9,322,834	7,998,340
b	261,157	1,079,700	290,400	981,542	487,523
c	1,324,194	1,364,048	-129,887	724,823	946,842
d	47,880	22,118	43,342	103,706	102,650
e	511,602	33,992	2,250	1,446	7,221
f					
g	14,452,475	13,426,606	11,038,968	10,924,047	9,322,834

2

Provide the estimated percentage of the current year end balance (line 1g, column (a)) held as

a

Board designated or quasi-endowment

23 %

b

Permanent endowment

77 %

c

Temporarily restricted endowment

0 %

The percentages on lines 2a, 2b, and 2c should equal 100%

3a

Are there endowment funds not in the possession of the organization that are held and administered for the organization by

(i)

unrelated organizations

(ii)

related organizations

b

If "Yes" on 3a(ii), are the related organizations listed as required on Schedule R?

	Yes	No
3a(i)		No
3a(ii)		No
3b		

4

Describe in Part XIII the intended uses of the organization's endowment funds

Part VI

Land, Buildings, and Equipment.

Complete if the organization answered 'Yes' on Form 990, Part IV, line 11a. See Form 990, Part X, line 10.

Description of property	(a) Cost or other basis (investment)	(b) Cost or other basis (other)	(c) Accumulated depreciation	(d) Book value
1a Land		168,408		168,408
b Buildings				
c Leasehold improvements				
d Equipment		75,205	62,425	12,780
e Other				
Total. Add lines 1a through 1e (Column (d) must equal Form 990, Part X, column (B), line 10(c))				181,188

Part VII

Investments—Other Securities. Complete if the organization answered 'Yes' on Form 990, Part IV, line 11b.
See Form 990, Part X, line 12.

(a) Description of security or category (including name of security)	(b) Book value	(c) Method of valuation Cost or end-of-year market value
(1) Financial derivatives		
(2) Closely-held equity interests		
(3) Other _____		
(A)		
(B)		
(C)		
(D)		
(E)		
(F)		
(G)		
(H)		
Total. (Column (b) must equal Form 990, Part X, col (B) line 12)		

Part VIII

Investments—Program Related. Complete if the organization answered 'Yes' on Form 990, Part IV, line 11c.
See Form 990, Part X, line 13.

(a) Description of investment	(b) Book value	(c) Method of valuation Cost or end-of-year market value
(1)		
(2)		
(3)		
(4)		
(5)		
(6)		
(7)		
(8)		
(9)		
Total. (Column (b) must equal Form 990, Part X, col (B) line 13)		

Part IX

Other Assets. Complete if the organization answered 'Yes' on Form 990, Part IV, line 11d See Form 990, Part X, line 15

(a) Description	(b) Book value
(1) DEFERRED PLANNED GIFTS	25,177,961
(2) PLANNED GIVING RESERVES (ANNUITIES, PIF)	7,785,797
(3) OTHER RECEIVABLES	539,483
(4) LOAN RECEIVABLE-SHC INVESTMENT FUND X	29,319,003
(5) OTHER INVESTMENTS LT	48,000
(5)	
(6)	
(7)	
(8)	
(9)	
Total. (Column (b) must equal Form 990, Part X, col (B) line 15)	62,870,244

Part X

Other Liabilities. Complete if the organization answered 'Yes' on Form 990, Part IV, line 11e or 11f.
See Form 990, Part X, line 25.

(a) Description of liability	(b) Book value
(1) Federal income taxes	
DEFERRED PLANNED GIFT LIABILITIES	6,640,552
LINE OF CREDIT (SHC)	8,176,391
INTERCOMPANY PAYABLE	32,014,045
(4)	
(5)	
(6)	
(7)	
(8)	
(9)	
Total. (Column (b) must equal Form 990, Part X, col (B) line 25)	46,830,988

2. Liability for uncertain tax positions In Part XIII, provide the text of the footnote to the organization's financial statements that reports the organization's liability for uncertain tax positions under FIN 48 (ASC 740) Check here if the text of the footnote has been provided in Part XIII

☒

Part XI Reconciliation of Revenue per Audited Financial Statements With Revenue per Return

Complete if the organization answered 'Yes' on Form 990, Part IV, line 12a.

1	Total revenue, gains, and other support per audited financial statements	1	6,939,104
2	Amounts included on line 1 but not on Form 990, Part VIII, line 12		
a	Net unrealized gains (losses) on investments	2a	1,527,112
b	Donated services and use of facilities	2b	70,934
c	Recoveries of prior year grants	2c	0
d	Other (Describe in Part XIII)	2d	-1,051
e	Add lines 2a through 2d	2e	1,596,995
3	Subtract line 2e from line 1	3	5,342,109
4	Amounts included on Form 990, Part VIII, line 12, but not on line 1		
a	Investment expenses not included on Form 990, Part VIII, line 7b	4a	78,495
b	Other (Describe in Part XIII)	4b	14,995,626
c	Add lines 4a and 4b	4c	15,074,121
5	Total revenue. Add lines 3 and 4c . (This must equal Form 990, Part I, line 12)	5	20,416,230

Part XII Reconciliation of Expenses per Audited Financial Statements With Expenses per Return.

Complete if the organization answered 'Yes' on Form 990, Part IV, line 12a.

1	Total expenses and losses per audited financial statements	1	6,257,318
2	Amounts included on line 1 but not on Form 990, Part IX, line 25		
a	Donated services and use of facilities	2a	70,934
b	Prior year adjustments	2b	
c	Other losses	2c	
d	Other (Describe in Part XIII)	2d	288,638
e	Add lines 2a through 2d	2e	359,572
3	Subtract line 2e from line 1	3	5,897,746
4	Amounts included on Form 990, Part IX, line 25, but not on line 1 :		
a	Investment expenses not included on Form 990, Part VIII, line 7b	4a	78,495
b	Other (Describe in Part XIII)	4b	10,175,137
c	Add lines 4a and 4b	4c	10,253,632
5	Total expenses. Add lines 3 and 4c . (This must equal Form 990, Part I, line 18)	5	16,151,378

Part XIII Supplemental Information

Provide the descriptions required for Part II, lines 3, 5, and 9, Part III, lines 1a and 4, Part IV, lines 1b and 2b, Part V, line 4, Part X, line 2, Part XI, lines 2d and 4b, and Part XII, lines 2d and 4b. Also complete this part to provide any additional information.

Return Reference	Explanation
See Additional Data Table	

Part XIII Supplemental Information *(continued)*

Return Reference	Explanation

Additional Data

Software ID: 16000421
Software Version: 2016v3.0
EIN: 95-3492461
Name: Sharp Healthcare Foundation

Supplemental Information

Return Reference	Explanation
Schedule D, Part V, Line 4 Intended uses of endowment funds	SHARP HEALTHCARE FOUNDATION HAS 30 BOARD DESIGNATED AND PERMANENT ENDOWMENTS RESTRICTED FOR A VARIETY OF PURPOSES, SUCH AS REHABILITATION, EMERGENCY SERVICES, WOMEN'S RESEARCH, ONCOLOGY, NURSING EDUCATION, LABORATORY, HOSPITAL EQUIPMENT AND TECHNOLOGY, HOSPITAL LIBRARY, AND MORE

Supplemental Information

Return Reference	Explanation
Schedule D, Part X, Line 2 FIN 48 (ASC 740) footnote	SHARP RECOGNIZES TAX BENEFITS FROM ANY UNCERTAIN TAX POSITIONS ONLY IF IT IS MORE LIKELY THAN NOT THE TAX POSITION WILL BE SUSTAINED, BASED SOLELY ON ITS TECHNICAL MERITS, WITH THE TAXING AUTHORITY HAVING FULL KNOWLEDGE OF ALL RELEVANT INFORMATION SHARP RECORDS A LIABILITY FOR UNRECOGNIZED TAX BENEFITS FROM UNCERTAIN TAX POSITIONS AS DISCRETE TAX ADJUSTMENTS IN THE FIRST INTERIM PERIOD THAT THE MORE LIKELY THAN NOT THRESHOLD IS NOT MET SHARP RECOGNIZES DEFERRED TAX ASSETS AND LIABILITIES FOR TEMPORARY DIFFERENCES BETWEEN THE FINANCIAL REPORTING BASIS AND THE TAX BASIS OF ITS ASSETS AND LIABILITIES ALONG WITH NET OPERATING LOSS AND TAX CREDIT CARRYOVERS ONLY FOR TAX POSITIONS THAT MEET THE MORE LIKELY THAN NOT RECOGNITION CRITERIA AT SEPTEMBER 30, 2017 AND 2016, NO SUCH ASSETS OR LIABILITIES WERE RECORDED

Supplemental Information

Return Reference	Explanation
Schedule D, Part XI, Line 2(d) Other revenues in audited financial statements not in form 990	DIRECT EXPENSES ON FUNDRAISING EVENTS AND GAMING - 288638 UNCOLLECTIBLE PLEDGES AND RETURN OF CONTRIBUTIONS - -289689

Supplemental Information	
Return Reference	Explanation
Schedule D, Part XI, Line 4(b) Other revenues in form 990 not in audited financial statements	Temporarily Restricted Revenue - 14955788 Permanently Restricted Revenue - 43746 Loss on Sale of Assets - - 3908

Supplemental Information	
Return Reference	Explanation
Schedule D, Part XII, Line 2(d) Other expenses in audited financial statements not in form 990	Direct Expenses on Fundraising Events and Gaming - 288638

Supplemental Information	
Return Reference	Explanation
Schedule D, Part XII, Line 4(b) Other expenses in form 990 not in audited financial statements	Temporarily Restricted Expenses - 10179045 Loss on Sale of Assets - -3908

SCHEDULE G
(Form 990 or 990-EZ)

Department of the Treasury
Internal Revenue Service

Supplemental Information Regarding
Fundraising or Gaming Activities

Complete if the organization answered "Yes" on Form 990, Part IV, lines 17, 18, or 19, or if the organization entered more than \$15,000 on Form 990-EZ, line 6a
▶ Attach to Form 990 or Form 990-EZ.

▶ Information about Schedule G (Form 990 or 990-EZ) and its instructions is at www.irs.gov/form990.

OMB No 1545-0047

2016

Open to Public Inspection

Name of the organization
Sharp Healthcare Foundation

Employer identification number
95-3492461

Part I Fundraising Activities.

Complete if the organization answered "Yes" on Form 990, Part IV, line 17.
Form 990-EZ filers are not required to complete this part.

- 1 Indicate whether the organization raised funds through any of the following activities. Check all that apply.
- a ☐ Mail solicitations

e ☐ Solicitation of non-government grants

b ☐ Internet and email solicitations

f ☐ Solicitation of government grants

c ☐ Phone solicitations

g ☒ Special fundraising events

d ☒ In-person solicitations
- 2a Did the organization have a written or oral agreement with any individual (including officers, directors, trustees or key employees listed in Form 990, Part VII) or entity in connection with professional fundraising services? ☒ Yes ☐ No
- b If "Yes," list the ten highest paid individuals or entities (fundraisers) pursuant to agreements under which the fundraiser is to be compensated at least \$5,000 by the organization.

(i) Name and address of individual or entity (fundraiser)	(ii) Activity	(iii) Did fundraiser have custody or control of contributions?		(iv) Gross receipts from activity	(v) Amount paid to (or retained by) fundraiser listed in col (i)	(vi) Amount paid to (or retained by) organization
		Yes	No			
1 RBM & ASSOCIATES 750 B STREET 33RD FLOOR SAN DIEGO, CA 92101	FUNDRAISING SUPPORT		No	10,000	60,000	-50,000
2						
3						
4						
5						
6						
7						
8						
9						
10						
Total ▶				10,000	60,000	-50,000

3 List all states in which the organization is registered or licensed to solicit contributions or has been notified it is exempt from registration or licensing.

CA

Part II Fundraising Events. Complete if the organization answered "Yes" on Form 990, Part IV, line 18, or reported more than \$15,000 of fundraising event contributions and gross income on Form 990-EZ, lines 1 and 6b. List events with gross receipts greater than \$5,000.

Revenue		(a) Event #1 SMH GOLF (event type)	(b) Event #2 CV GOLF (event type)	(c) Other events 4 (total number)	(d) Total events (add col (a) through col (c))
	1 Gross receipts	229,364	284,358	410,884	924,606
	2 Less Contributions	151,000	205,642	258,531	615,173
	3 Gross income (line 1 minus line 2)	78,364	78,716	152,353	309,433
Direct Expenses	4 Cash prizes				
	5 Noncash prizes	33,555	30,168	24,349	88,072
	6 Rent/facility costs	17,280	24,614	12,000	53,894
	7 Food and beverages	24,376	17,950	98,881	141,207
	8 Entertainment			400	400
	9 Other direct expenses			2,545	2,545
	10 Direct expense summary Add lines 4 through 9 in column (d) ▶				286,118
	11 Net income summary Subtract line 10 from line 3, column (d) ▶				23,315

Part III Gaming. Complete if the organization answered "Yes" on Form 990, Part IV, line 19, or reported more than \$15,000 on Form 990-EZ, line 6a.

Revenue		(a) Bingo	(b) Pull tabs/Instant bingo/progressive bingo	(c) Other gaming	(d) Total gaming (add col (a) through col (c))
	1 Gross revenue			25,465	25,465
Direct Expenses	2 Cash prizes				
	3 Noncash prizes			2,520	2,520
	4 Rent/facility costs				
	5 Other direct expenses				
	6 Volunteer labor	<input type="checkbox"/> Yes _____ % <input type="checkbox"/> No	<input type="checkbox"/> Yes _____ % <input type="checkbox"/> No	<input checked="" type="checkbox"/> Yes 85 % <input type="checkbox"/> No	
	7 Direct expense summary Add lines 2 through 5 in column (d) ▶				
	8 Net gaming income summary Subtract line 7 from line 1, column (d) ▶				

9 Enter the state(s) in which the organization conducts gaming activities CA

a Is the organization licensed to conduct gaming activities in each of these states? ☒ Yes ☐ No

b If "No," explain _____

10a Were any of the organization's gaming licenses revoked, suspended or terminated during the tax year? ☐ Yes ☒ No

b If "Yes," explain _____

11 Does the organization conduct gaming activities with nonmembers? ☐ Yes ☒ No

12 Is the organization a grantor, beneficiary or trustee of a trust or a member of a partnership or other entity formed to administer charitable gaming? ☐ Yes ☒ No

13 Indicate the percentage of gaming activity conducted in

a The organization's facility	13a	0 %
b An outside facility	13b	100 %

14 Enter the name and address of the person who prepares the organization's gaming/special events books and records

Name ▶ SUE RESSMEYER

Address ▶ 8520 TECH WAY
SAN DIEGO, CA 92123

15a Does the organization have a contract with a third party from whom the organization receives gaming revenue? ☐ Yes ☒ No

b If "Yes," enter the amount of gaming revenue received by the organization ▶ \$ _____ and the amount of gaming revenue retained by the third party ▶ \$ _____

c If "Yes," enter name and address of the third party

Name ▶ _____

Address ▶ _____

16 Gaming manager information

Name ▶ _____

Gaming manager compensation ▶ \$ _____ 263

Description of services provided ▶ RECORD KEEPING, REGULATORY REPORTING, OVERSEEING GAMING EVENT, ET

☐ Director/officer ☒ Employee ☐ Independent contractor

17 Mandatory distributions

- a** Is the organization required under state law to make charitable distributions from the gaming proceeds to retain the state gaming license? ☒ Yes ☐ No
- b** Enter the amount of distributions required under state law distributed to other exempt organizations or spent in the organization's own exempt activities during the tax year ▶ \$ 25,465

Part IV Supplemental Information. Provide the explanations required by Part I, line 2b, columns (iii) and (v); and Part III, lines 9, 9b, 10b, 15b, 15c, 16, and 17b, as applicable. Also complete this part to provide any additional information (see instructions).

Return Reference	Explanation
Schedule G, Part I, Line 2b(v) payment of fees or payment of expenses	RBM & ASSOCIATES-THE FUNDRAISER, RBM & ASSOCIATES, DEVELOPS STRATEGIES FOR IDENTIFYING AND CULTIVATING RELATIONSHIPS BETWEEN MEXICAN PHILANTHROPIC PROSPECTS FOR THE SHARP CHULA VISTA MEDICAL CENTER ABOVE AND BEYOND CAMPAIGN RBM & ASSOCIATES ALSO CO-DIRECTED THE DEVELOPMENT OF A BINATIONAL COUNCIL TO FURTHER THE FUND RAISING EFFORTS WITHIN THE AFFLUENT MEXICAN COMMUNITY ,
Schedule G, Part III, Line 17 Distributions required under state law	STATE=CALIFORNIA,MANDATORY DISTRIBUTION AMOUNT=25465,

efile GRAPHIC print - DO NOT PROCESS		As Filed Data -		DLN: 93493220014718		
Schedule I (Form 990)	<div>Grants and Other Assistance to Organizations, Governments and Individuals in the United States</div> <div>Complete if the organization answered "Yes," on Form 990, Part IV, line 21 or 22. ▶ Attach to Form 990.</div> <div>▶ Information about Schedule I (Form 990) and its instructions is at www.irs.gov/form990.</div>				OMB No 1545-0047	
					2016	
					Open to Public Inspection	
Department of the Treasury Internal Revenue Service				Name of the organization Sharp Healthcare Foundation		
				Employer identification number 95-3492461		

Part I	General Information on Grants and Assistance
--------	--

- 1

Does the organization maintain records to substantiate the amount of the grants or assistance, the grantees' eligibility for the grants or assistance, and the selection criteria used to award the grants or assistance?

☒ Yes ☐ No
- 2

Describe in Part IV the organization's procedures for monitoring the use of grant funds in the United States

Part II	Grants and Other Assistance to Domestic Organizations and Domestic Governments. Complete if the organization answered "Yes" on Form 990, Part IV, line 21, for any recipient that received more than \$5,000. Part II can be duplicated if additional space is needed.
---------	--

(a) Name and address of organization or government	(b) EIN	(c) IRC section if applicable	(d) Amount of cash grant	(e) Amount of non-cash assistance	(f) Method of valuation (book, FMV, appraisal, other)	(g) Description of non-cash assistance	(h) Purpose of grant or assistance
<div>2 Enter total number of section 501(c)(3) and government organizations listed in the line 1 table 4</div> <div>3 Enter total number of other organizations listed in the line 1 table 0</div>							

Part III Grants and Other Assistance to Domestic Individuals. Complete if the organization answered "Yes" on Form 990, Part IV, line 22

Part III can be duplicated if additional space is needed

(a) Type of grant or assistance	(b) Number of recipients	(c) Amount of cash grant	(d) Amount of non-cash assistance	(e) Method of valuation (book, FMV, appraisal, other)	(f) Description of non-cash assistance
(1) CONE GRANT	4	32,000			
(2) SHARP MEMORIAL DAY TREATMENT SCHOLARSHIPS	7	52,895			
(3) HUBBARD NURSING SCHOLARSHIPS	1	8,000			
(4) HEADNORTH GRANT	3	20,756			
(4)					
(5)					
(6)					
(7)					

Part IV Supplemental Information. Provide the information required in Part I, line 2, Part III, column (b), and any other additional information.

Return Reference	Explanation
Schedule I, Part I, Line 2 Procedures for monitoring use of grant funds	THE ORGANIZATION RAISES FUNDS ON BEHALF OF AND PROVIDES ASSISTANCE TO THE SHARP HEALTHCARE SYSTEM THE FUNDS RAISED MAY BE RESTRICTED BY THE DONOR FOR A SPECIFIC PURPOSE OR MAY BE UNRESTRICTED SHARP HEALTHCARE, SHARP MEMORIAL HOSPITAL, SHARP HEALTH PLAN, SHARP GROSSMONT HOSPITAL AND SHARP CHULA VISTA MEDICAL CENTER SUBMIT REQUESTS FOR SUPPORT BASED ON THE AVAILABILITY OF THESE SPECIFICALLY DESIGNATED FUNDS FUNDS MAY ALSO BE DISPERSED TO GROSSMONT HOSPITAL CORPORATION AND SHARP CORONADO HOSPITAL AND HEALTHCARE CENTER TO AFFECT A SYSTEM-WIDE INITIATIVE THE ORGANIZATION MAY ALSO UTILIZE UNRESTRICTED FUNDS TO PROVIDE ADDITIONAL SUPPORT IN THESE INSTANCES, A COMMITTEE COMPRISED OF ORGANIZATION MANAGEMENT AND BOARD MEMBERS REVIEWS PROPOSALS AND REQUESTS FOR FUNDING AND DETERMINES WHICH PROJECTS TO FUND ADDITIONALLY, THE MANAGEMENT TEAM EVALUATES REQUESTS FOR CONTRIBUTIONS FROM OUTSIDE ORGANIZATIONS TAKING INTO ACCOUNT HOW THEY ALIGN WITH THE ORGANIZATION'S MISSION AFTER AMOUNTS ARE FUNDED THERE IS NO ADDITIONAL MONITORING THAT TAKES PLACE SHARP HEALTHCARE FOUNDATION PROVIDES SCHOLARSHIP ASSISTANCE TO INDIVIDUALS SEEKING TO ADVANCE THEIR EDUCATION SHARP NURSES AND NON-NURSING TEAM MEMBERS WHO WISH TO PURSUE NURSING DEGREES CAN SUBMIT AN APPLICATION WITH THE REQUIRED DOCUMENTATION AND A SCHOLARSHIP SELECTION COMMITTEE OVERSEES THE AWARD PROCESS FUNDS AVAILABLE FOR ALLOCATION ARE REVIEWED AND DECISIONS ARE MADE ABOUT THE NUMBER OF SCHOLARSHIPS TO BE AWARDED BY DEGREE REVIEWERS INDEPENDENTLY USE A RUBRIC TO SCORE THE APPLICATIONS AND ENTER THE INFORMATION INTO A SPREADSHEET ORGANIZED BY DEGREE REVIEWERS MEET, REVIEW APPLICATION SUBMISSION MATERIALS AND SCORES AND SELECT THE FINAL APPLICANTS TO RECEIVE A SCHOLARSHIP AWARD SHARP HEALTHCARE FOUNDATION PROVIDES GRANTS THROUGH THE HEADNORTH FUND FOR SPINAL CORD INJURY SURVIVORS THIS GRANT PROVIDES FUNDING AND SUPPORT FOR EQUIPMENT AND SERVICES GRANTS ARE PROVIDED TO PATIENTS OVERCOMING A TRAUMATIC SPINAL CORD INJURY WHO ARE LEGAL SAN DIEGO COUNTY RESIDENTS WITH A DEMONSTRATED FINANCIAL NEED AN APPLICATION IS COMPLETED AND SUBMITTED TO THE SHARP REHABILITATION SOCIAL WORKER FOR REVIEW ONCE IT IS DETERMINED THAT THE APPLICANT QUALIFIES FOR THE GRANT, IT IS SUBMITTED TO THE SHARP REHABILITATION DIRECTOR AND FUND MANAGER FOR FINAL APPROVAL

Additional Data

Software ID: 16000421
Software Version: 2016v3.0
EIN: 95-3492461
Name: Sharp Healthcare Foundation

Form 990,Schedule I, Part II, Grants and Other Assistance to Domestic Organizations and Domestic Governments.

(a) Name and address of organization or government	(b) EIN	(c) IRC section if applicable	(d) Amount of cash grant	(e) Amount of non-cash assistance	(f) Method of valuation (book, FMV, appraisal, other)	(g) Description of non-cash assistance	(h) Purpose of grant or assistance
SHARP MEMORIAL HOSPITAL 8695 SPECTRUM CENTER BLVD SAN DIEGO, CA 921231489	95-3782169	501(c)(3)	7,158,919	3,152	FMV	WIGS, PORTABLE OXYGEN, STUFFED ANIMALS	PROGRAM SUPPORT
SHARP HEALTHCARE 8695 SPECTRUM CENTER BLVD SAN DIEGO, CA 921231489	95-6077327	501(c)(3)	1,875,404				PROGRAM SUPPORT

Form 990, Schedule I, Part II, Grants and Other Assistance to Domestic Organizations and Domestic Governments.							
(a) Name and address of organization or government	(b) EIN	(c) IRC section if applicable	(d) Amount of cash grant	(e) Amount of non-cash assistance	(f) Method of valuation (book, FMV, appraisal, other)	(g) Description of non-cash assistance	(h) Purpose of grant or assistance
SHARP CHULA VISTA 8695 SPECTRUM CENTER BLVD SAN DIEGO, CA 921231489	95-2367304	501(c)(3)	2,652,655				PROGRAM SUPPORT
LIFE ROLLS ON FOUNDATION 400 CORPORATE POINTE CULVER CITY, CA 90230	74-3032829	501(c)(3)	13,050				THEY WILL SURF AGAIN EVENT

Schedule J
(Form 990)

Department of the Treasury
Internal Revenue Service

Compensation Information

For certain Officers, Directors, Trustees, Key Employees, and Highest Compensated Employees

▶ Complete if the organization answered "Yes" on Form 990, Part IV, line 23.
▶ Attach to Form 990.

▶ Information about Schedule J (Form 990) and its instructions is at www.irs.gov/form990.

OMB No 1545-0047

2015

Open to Public Inspection

Name of the organization Sharp Healthcare Foundation	Employer identification number 95-3492461
---	--

Part I

Questions Regarding Compensation

	Yes	No
1a Check the appropriate box(es) if the organization provided any of the following to or for a person listed on Form 990, Part VII, Section A, line 1a. Complete Part III to provide any relevant information regarding these items. <div><div><input type="checkbox"/> First-class or charter travel</div><div><input type="checkbox"/> Travel for companions</div><div><input type="checkbox"/> Tax idemnification and gross-up payments</div><div><input type="checkbox"/> Discretionary spending account</div><div><input type="checkbox"/> Housing allowance or residence for personal use</div><div><input type="checkbox"/> Payments for business use of personal residence</div><div><input type="checkbox"/> Health or social club dues or initiation fees</div><div><input type="checkbox"/> Personal services (e g , maid, chauffeur, chef)</div></div>		
b If any of the boxes in line 1a are checked, did the organization follow a written policy regarding payment or reimbursement or provision of all of the expenses described above? If "No," complete Part III to explain	Yes	
2 Did the organization require substantiation prior to reimbursing or allowing expenses incurred by all directors, trustees, officers, including the CEO/Executive Director, regarding the items checked in line 1a?	Yes	
3 Indicate which, if any, of the following the filing organization used to establish the compensation of the organization's CEO/Executive Director. Check all that apply. Do not check any boxes for methods used by a related organization to establish compensation of the CEO/Executive Director, but explain in Part III. <div><div><input type="checkbox"/> Compensation committee</div><div><input type="checkbox"/> Independent compensation consultant</div><div><input type="checkbox"/> Form 990 of other organizations</div><div><input type="checkbox"/> Written employment contract</div><div><input type="checkbox"/> Compensation survey or study</div><div><input type="checkbox"/> Approval by the board or compensation committee</div></div>		
4 During the year, did any person listed on Form 990, Part VII, Section A, line 1a with respect to the filing organization or a related organization: a Receive a severance payment or change-of-control payment?		No
b Participate in, or receive payment from, a supplemental nonqualified retirement plan?	Yes	
c Participate in, or receive payment from, an equity-based compensation arrangement? If "Yes" to any of lines 4a-c, list the persons and provide the applicable amounts for each item in Part III.		No
Only 501(c)(3), 501(c)(4), and 501(c)(29) organizations must complete lines 5-9.		
5 For persons listed on Form 990, Part VII, Section A, line 1a, did the organization pay or accrue any compensation contingent on the revenues of: a The organization?		No
b Any related organization? If "Yes," on line 5a or 5b, describe in Part III.		No
6 For persons listed on Form 990, Part VII, Section A, line 1a, did the organization pay or accrue any compensation contingent on the net earnings of: a The organization?		No
b Any related organization? If "Yes," on line 6a or 6b, describe in Part III.		No
7 For persons listed on Form 990, Part VII, Section A, line 1a, did the organization provide any non-fixed payments not described in lines 5 and 6? If "Yes," describe in Part III.		No
8 Were any amounts reported on Form 990, Part VII, paid or accrued pursuant to a contract that was subject to the initial contract exception described in Regulations section 53.4958-4(a)(3)? If "Yes," describe in Part III.		
9 If "Yes" on line 8, did the organization also follow the rebuttable presumption procedure described in Regulations section 53.4958-6(c)?		

Part II Officers, Directors, Trustees, Key Employees, and Highest Compensated Employees. Use duplicate copies if additional space is needed.

For each individual whose compensation must be reported on Schedule J, report compensation from the organization on row (i) and from related organizations, described in the instructions, on row (ii) Do not list any individuals that are not listed on Form 990, Part VII

Note. The sum of columns (B)(i)-(iii) for each listed individual must equal the total amount of Form 990, Part VII, Section A, line 1a, applicable column (D) and (E) amounts for that individual

(A) Name and Title		(B) Breakdown of W-2 and/or 1099-MISC compensation			(C) Retirement and other deferred compensation	(D) Nontaxable benefits	(E) Total of columns (B)(i)-(D)	(F) Compensation in column(B) reported as deferred on prior Form 990
		(i) Base compensation	(ii) Bonus & incentive compensation	(iii) Other reportable compensation				
1 Michael W Murphy PRESIDENT & CEO SHC	(i)	0	0	0	0	0	0	0
	(ii)	1,383,503	382,168	74,407	87,784	20,423	1,948,285	0
2 William Littlejohn SVP/CEO FOUNDATION	(i)	0	0	0	0	0	0	0
	(ii)	361,261	77,387	39,904	16,498	19,379	514,429	0
3 Elizabeth Morgante VP MAJOR GIFTS	(i)	0	0	0	0	0	0	0
	(ii)	245,751	37,350	5,327	20,013	18,969	327,410	0
4 Shawna Fallon DIR DEVELOPMENT SHF	(i)	0	0	0	0	0	0	0
	(ii)	128,476	20,639	410	9,417	12,768	171,710	0
5 Pamela Barnett MGR DONOR RELATIONS	(i)	0	0	0	0	0	0	0
	(ii)	128,300	14,906	3,170	9,339	7,720	163,435	0
6 James Sardina MGR ANNUAL GIVING	(i)	0	0	0	0	0	0	0
	(ii)	109,717	13,057	4,644	7,325	18,380	153,123	0

Part III **Supplemental Information**

Provide the information, explanation, or descriptions required for Part I, lines 1a, 1b, 3, 4a, 4b, 4c, 5a, 5b, 6a, 6b, 7, and 8, and for Part II. Also complete this part for any additional information.

Return Reference	Explanation
Schedule J, Part I, Line 3 SCH J, PART I, LINE 3	THE COMPENSATION COMMITTEE OF SHARP HEALTHCARE, THE PARENT ORGANIZATION, ESTABLISHES THE COMPENSATION OF THE CHIEF EXECUTIVE OFFICER. THE COMPENSATION COMMITTEE ENGAGES INDEPENDENT COMPENSATION CONSULTANTS AND THE AMOUNT IS APPROVED BY BOTH THE COMPENSATION COMMITTEE AND BOARD OF DIRECTORS.
Schedule J, Part I, Line 1a Health or social club dues or initiation fees	THE ORGANIZATION PAYS UNIVERSITY CLUB DUES FOR WILLIAM S. LITTLEJOHN, SVP/CEO FOUNDATIONS, FOR BUSINESS PURPOSES, AND THEREFORE, THE AMOUNT WAS NOT REPORTED AS TAXABLE COMPENSATION.
Schedule J, Part I, Line 4b Supplemental nonqualified retirement plan	SHARP HEALTHCARE ("COMPANY") SPONSORS AN EXECUTIVE FLEXIBLE BENEFIT PLAN ("PLAN") TO PROVIDE DESIGNATED EXECUTIVES WITH A REASONABLE LEVEL OF BENEFITS IN RETURN FOR THEIR CONTINUED EMPLOYMENT WITH THE COMPANY. THE PLAN IS ADMINISTERED ON A PLAN YEAR BASIS OF JANUARY 1 TO DECEMBER 31. CHANGES IN FLEXIBLE BENEFIT OPTIONS ARE PERMITTED ANNUALLY, EFFECTIVE JANUARY 1 OF THE NEW PLAN YEAR. THE PROVISIONS OF THE PLAN, WHICH WERE RESTATED EFFECTIVE AS OF DECEMBER 31, 2008, ARE DESCRIBED BELOW AS RESTATED. THE PLAN IS AVAILABLE TO THE CHIEF EXECUTIVE OFFICER, EXECUTIVE VICE PRESIDENT OF HOSPITAL OPERATIONS, AND SENIOR VICE PRESIDENTS. THE FLEXIBLE BENEFIT ALLOWANCE AVAILABLE TO EACH PARTICIPANT EACH PLAN YEAR SHALL EQUAL THE SUM OF THE FOLLOWING: - A COMPANY PROVIDED BASE ALLOWANCE EQUAL TO 18% OF THE PARTICIPANT'S BASE SALARY - A PARTICIPANT DEFERRAL UP TO 6% OF THE PARTICIPANT'S PRE-TAX BASE SALARY FOR SUCH PLAN YEAR AS ELECTED BY THE PARTICIPANT - A COMPANY MATCH SHOULD THE PARTICIPANT MAKE AN ELECTIVE DEFERRAL FOR A PLAN YEAR. THE COMPANY MATCH BEGINS AT 2% FOR THE FIRST 1% ELECTIVE DEFERRAL AND INCREASES 0.5% FOR EACH ADDITIONAL 1% ELECTIVE DEFERRAL, TO A MAXIMUM MATCH OF 4.5% ON A 6% ELECTIVE DEFERRAL. THE PLAN ALLOWS PARTICIPANTS TO USE THE FLEXIBLE BENEFIT ALLOWANCE TO PURCHASE ADDITIONAL LONG-TERM DISABILITY COVERAGE, LONG-TERM CARE COVERAGE, AND FLEXIBLE SURVIVOR COVERAGE/ACCUMULATION BENEFITS (LIFE INSURANCE). PARTICIPANTS IN THE FLEXIBLE SURVIVOR COVERAGE/ACCUMULATION BENEFITS PLAN PREVIOUSLY COULD ELECT TO APPLY FLEXIBLE BENEFIT ALLOWANCE TO ACQUIRE ADDITIONAL SURVIVOR COVERAGE, OR TOWARD DEPOSITS TO THE SUPPLEMENTAL SURVIVOR ACCUMULATION BENEFIT PLAN ("SSAB") TO FUND POST-RETIREMENT SURVIVOR BENEFITS, SUBJECT TO THE ERISA LIMIT PROVIDED THEIR POLICIES WERE ISSUED PRIOR TO SEPTEMBER 18, 2003. THE COMPANY SHALL AUTOMATICALLY CONTINUE WHATEVER ELECTIVE COVERAGE AND ADDITIONAL DEPOSIT ELECTIONS THAT WERE IN PLACE FOR THE SSAB DURING THE 2008 PLAN YEAR. NO ELECTIVE COVERAGE OR ADDITIONAL DEPOSITS WERE AVAILABLE TO PARTICIPANTS WHOSE POLICIES WERE ISSUED ON OR AFTER SEPTEMBER 18, 2003. ANY FLEXIBLE BENEFIT ALLOWANCE THAT REMAINS AFTER PURCHASING THESE ADDITIONAL COVERAGES SHALL BE PAID TO THE PARTICIPANT IN CASH IN EQUAL INSTALLMENTS THROUGHOUT THE PLAN YEAR, NOT LESS FREQUENTLY THAN QUARTERLY. IF THE PARTICIPANT SEPARATES FROM SERVICE DURING THE PLAN YEAR, THE PARTICIPANT FORFEITS ANY UNPAID ALLOWANCE.

efile GRAPHIC print - DO NOT PROCESS

As Filed Data -

DLN: 93493220014718

SCHEDULE M
(Form 990)

Department of the Treasury
Internal Revenue Service

Noncash Contributions

►Complete if the organizations answered "Yes" on Form 990, Part IV, lines 29 or 30.
► Attach to Form 990.
►Information about Schedule M (Form 990) and its instructions is at www.irs.gov/form990

OMB No 1545-0047

2016

Open to Public Inspection

Name of the organization
Sharp Healthcare Foundation

Employer identification number
95-3492461

Part I	Types of Property	(a) Check if applicable	(b) Number of contributions or items contributed	(c) Noncash contribution amounts reported on Form 990, Part VIII, line 1g	(d) Method of determining noncash contribution amounts
1	Art—Works of art	X	1	1,690	Market value
2	Art—Historical treasures				
3	Art—Fractional interests				
4	Books and publications				
5	Clothing and household goods	X		21,668	Market value
6	Cars and other vehicles	X	3	2,800	Selling cost
7	Boats and planes				
8	Intellectual property				
9	Securities—Publicly traded	X	10	51,230	Market value
10	Securities—Closely held stock				
11	Securities—Partnership, LLC, or trust interests				
12	Securities—Miscellaneous				
13	Qualified conservation contribution—Historic structures				
14	Qualified conservation contribution—Other				
15	Real estate—Residential	X	1	217,000	Market value
16	Real estate—Commercial				
17	Real estate—Other				
18	Collectibles	X	6	2,599	Market value
19	Food inventory	X	1	183	Cost
20	Drugs and medical supplies	X	1	1,000	Market value
21	Taxidermy				
22	Historical artifacts				
23	Scientific specimens				
24	Archeological artifacts				
25	Other ► (DEFERRED PLAN)	X	3	3,373,919	Other - Present Value
26	Other ► (GIFT CERTIFICATES)	X	10	4,917	Market value
27	Other ► (OFFICE EQUIPMENT)	X	3	13,723	Market value
28	Other ► (Puppy)	X	1	2,000	Selling cost
29	Number of Forms 8283 received by the organization during the tax year for contributions for which the organization completed Form 8283, Part IV, Donee Acknowledgement			29	3
30a	During the year, did the organization receive by contribution any property reported in Part I, lines 1 through 28, that it must hold for at least three years from the date of the initial contribution, and which is not required to be used for exempt purposes for the entire holding period?				Yes No
b	If "Yes," describe the arrangement in Part II				
31	Does the organization have a gift acceptance policy that requires the review of any non-standard contributions?				Yes
32a	Does the organization hire or use third parties or related organizations to solicit, process, or sell noncash contributions?				Yes
b	If "Yes," describe in Part II				
33	If the organization did not report an amount in column (c) for a type of property for which column (a) is checked, describe in Part II				

Part II **Supplemental Information.**

Provide the information required by Part I, lines 30b, 32b, and 33, and whether the organization is reporting in Part I, column (b), the number of contributions, the number of items received, or a combination of both. Also complete this part for any additional information.

Return Reference	Explanation
Schedule M, Part I PART I, COL B	THE NUMBER OF CONTRIBUTIONS IS BASED ON THE NUMBER OF DONATED GIFTS OR GIFT PACKAGES
Schedule M, Part I, Line 32b Third parties used to solicit, process, or sell noncash contributions	VEHICLES (EXCEPT THOSE DONATED FOR ORGANIZATIONAL USE) ARE SOLD AT AUCTION

SCHEDULE O
(Form 990 or 990-EZ)

Department of the Treasury
Internal Revenue Service

Name of the organization
Sharp Healthcare Foundation

Supplemental Information to Form 990 or 990-EZ

Complete to provide information for responses to specific questions on
Form 990 or 990-EZ or to provide any additional information.

▶ Attach to Form 990 or 990-EZ.

▶ Information about Schedule O (Form 990 or 990-EZ) and its instructions is at
www.irs.gov/form990.

OMB No 1545-0047

2016

**Open to Public
Inspection**

Employer identification number

95-3492461

990 Schedule O, Supplemental Information

Return Reference	Explanation
Form 990, Part III, Line 1 MISSION	To engage in the solicitation, receipt and administration of property, and from time to time to disburse such property and the income therefrom to, or for the benefit of, the San Diego Hospital Association, a California nonprofit public benefit corporation which is tax-exempt under Section 501(c)(3) of the Internal Revenue Code, and its nonprofit subsidiaries which are tax-exempt under Section 501(c)(3) of the Internal Revenue Code Distributions for Sharp Rees-Stealy Corporation shall be limited to funds designated by the donor for that purpose Such disbursements shall be used by the foregoing entities for the following purposes (1) Major capital expenditures, (2) Major renovation of buildings, (3) Major equipment purchases, (4) Medical and other professional health care education, (5) Community health education, and (6) Medical research The corporation may also solicit, receive and administer funds in the form of donor-advised funds, subject to the following conditions (1) The Board of Directors of the corporation may consider the recommendations of donors for distributions from said funds but shall at all times have and retain sole authority over such distributions, and (2) Distributions from any such fund may, in the sole discretion of the corporation's Board of Directors, be made to or for the benefit of one or more organizations other than San Diego Hospital Association or a nonprofit tax-exempt subsidiary of San Diego Hospital Association, provided that any such organization is an organization described in Sections 170(b)(1)(A), 170(c), 2055(a), and 2522(a) of the Internal Revenue Code of 1986, as amended

990 Schedule O, Supplemental Information

Return Reference	Explanation
Form 990, Part V, Line 2a PART V, LINE 2A	SHARP HEALTHCARE FOUNDATION EMPLOYEES' SALARIES AND WAGES ARE PAID UNDER SHARP HEALTHCARE'S TAX ID NUMBER (EIN 95-6077327), AND AS SUCH ARE ALSO REPORTED ON SHARP HEALTHCARE'S FORM 990

990 Schedule O, Supplemental Information

Return Reference	Explanation
Form 990, Part VI, Line 2 Family/business relationships amongst interested persons	ELIZABETH GILDRED, SHARP HEALTHCARE FOUNDATION BOARD VICE CHAIR AND BOARD DIRECTOR PHIL GILDRED - Family relationship

990 Schedule O, Supplemental Information

Return Reference	Explanation
Form 990, Part VI, Line 6 Classes of members or stockholders	SHARP HEALTHCARE (FEIN 95-6077327) IS THE SOLE MEMBER OF SHARP HEALTHCARE FOUNDATION

990 Schedule O, Supplemental Information

Return Reference	Explanation
Form 990, Part VI, Line 7a Members or stockholders electing members of governing body	SHARP HEALTHCARE, AS THE SOLE MEMBER OF THE CORPORATION, HAS THE RIGHT TO ELECT AND REMOVE MOST BOARD MEMBERS

990 Schedule O, Supplemental Information

Return Reference	Explanation
Form 990, Part VI, Line 7b Decisions requiring approval by members or stockholders	SHARP HEALTHCARE, AS THE SOLE MEMBER OF THE CORPORATION, HAS THE RIGHT TO ELECT AND REMOVE MOST BOARD MEMBERS SHARP HEALTHCARE ALSO RETAINS THE APPROVAL RIGHTS AFFORDED MEMBERS FOR CERTAIN SIGNIFICANT TRANSACTIONS (E G DISSOLUTION OR SALE OR TRANSFER OF ALL OR SUBSTANTIALLY ALL OF THE ASSETS)

990 Schedule O, Supplemental Information

Return Reference	Explanation
Form 990, Part VI, Line 11b Review of form 990 by governing body	THE FINAL FORM 990 IS PLACED ON THE ORGANIZATION'S INTRANET, PRIOR TO THE FILING DATE, WHERE IT IS VIEWABLE FOR COMMENT FROM ALL MEMBERS OF THE GOVERNING BODY THE REVIEW PROCESS INCLUDES MULTIPLE LEVELS OF REVIEW INCLUDING KEY CORPORATE AND ENTITY FINANCE DEPARTMENT PERSONNEL COMPRISED OF THE DIRECTOR OF TAX & ACCOUNTING, VICE PRESIDENT OF FINANCE, SENIOR VICE PRESIDENT AND CHIEF FINANCIAL OFFICER, AND ENTITY CHIEF EXECUTIVE OFFICER ADDITIONALLY, THE ORGANIZATION CONTRACTS WITH ERNST & YOUNG, AN INDEPENDENT ACCOUNTING FIRM, FOR REVIEW OF THE FORM 990

990 Schedule O, Supplemental Information

Return Reference	Explanation
Form 990, Part VI, Line 12c Conflict of interest policy	<p>SHARP HEALTHCARE FOUNDATION HAS A WRITTEN CONFLICT OF INTEREST POLICY WHICH HAS BEEN REVIEWED AND APPROVED BY THE SHARP HEALTHCARE FOUNDATION GOVERNING BOARD SHARP HEALTHCARE FOUNDATION IS COMMITTED TO PREVENTING ANY PARTICIPANT OF THE CORPORATION FROM GAINING ANY PERSONAL BENEFIT FROM INFORMATION RECEIVED OR FROM ANY TRANSACTION OF SHARP ONE COMPONENT OF THE WRITTEN CONFLICT OF INTEREST POLICY REQUIRES THAT BOARD MEMBERS, CORPORATE OFFICERS, SENIOR VICE PRESIDENTS AND CHIEF EXECUTIVE OFFICER(S) SUBMIT A CONFLICT OF INTEREST STATEMENT ANNUALLY TO LEGAL SERVICES/SENIOR VICE PRESIDENT OF LEGAL SERVICES WHO WILL REVIEW ALL STATEMENTS IN ADDITION, ALL VICE PRESIDENTS AND ANY EMPLOYEES IN THE PURCHASING/SUPPLY CHAIN, AUDIT AND COMPLIANCE, AND CASE MANAGEMENT/DISCHARGE PLANNING DEPARTMENTS ARE REQUIRED TO COMPLETE AN ONLINE CONFLICT OF INTEREST QUESTIONNAIRE ANNUALLY THAT IS REVIEWED BY THE CONFLICT REVIEW COMMITTEE COMPRISED OF EMPLOYEES FROM SHARP'S LEGAL, COMPLIANCE, AND INTERNAL AUDIT DEPARTMENTS IN CONNECTION WITH ANY TRANSACTION OR ARRANGEMENT, WHICH MAY CREATE AN ACTUAL OR POSSIBLE CONFLICT OF INTEREST, THE PERSON SHALL DISCLOSE IN WRITING THE EXISTENCE AND NATURE OF HIS/HER FINANCIAL INTEREST AND ALL MATERIAL FACTS BOARD MEMBERS, CORPORATE OFFICERS, SENIOR VICE PRESIDENTS, AND THE CHIEF EXECUTIVE OFFICER(S) SHALL MAKE SUCH DISCLOSURES DIRECTLY TO THE CHAIRMAN OF THE BOARD, AND TO THE MEMBERS OF THE COMMITTEE WITH THE BOARD DESIGNATED POWERS CONSIDERING THE PROPOSED TRANSACTION OR ARRANGEMENT UPON DISCLOSURE OF THE FINANCIAL INTEREST AND ALL MATERIAL FACTS, THE BOARD MEMBER, CORPORATE OFFICER, SENIOR VICE PRESIDENT OR THE CHIEF EXECUTIVE OFFICER(S) MAKING SUCH DISCLOSURES SHALL LEAVE THE BOARD OR THE COMMITTEE MEETING WHILE THE FINANCIAL INTEREST IS DISCUSSED AND VOTED UPON THE REMAINING BOARD OR COMMITTEE MEMBERS SHALL DECIDE IF A CONFLICT OF INTEREST EXISTS IN CERTAIN INSTANCES, SUCH AS IF SOMEONE TAKES A BOARD SEAT ON A COMPETITOR'S BOARD OF DIRECTORS OR HAS A ROLE WITH AN ORGANIZATION WHEREBY THE INFORMATION THAT THEY MAY OBTAIN FROM SHARP WOULD PUT THEM IN A CONSISTENT CONFLICT WITH THEIR TWO ROLES, THE CONFLICT COULD CALL FOR THE INDIVIDUAL'S REMOVAL FROM THE BOARD THE BYLAWS FOR THE ORGANIZATION PROVIDE FOR THE ABILITY TO REMOVE DIRECTORS IN ACCORDANCE WITH SECTION 5222 OF THE CALIFORNIA CORPORATIONS CODE THIS CAN GENERALLY BE DONE ON A "FOR CAUSE" OR A "NO CAUSE" BASIS BY THE ACTION OF THE MEMBER</p>

990 Schedule O, Supplemental Information

Return Reference	Explanation
Form 990, Part VI, Line 15a Process to establish compensation of top management official	<p>THE PERSONNEL COMMITTEE OF SHARP HEALTHCARE RETAINS AN INDEPENDENT COMPENSATION CONSULTING FIRM TO REVIEW THE TOTAL COMPENSATION PAID TO EXECUTIVE MANAGEMENT (CEO/PRESIDENT, EXECUTIVE VICE PRESIDENT OF HOSPITAL OPERATIONS, AND SENIOR VICE PRESIDENTS) AND COMPARES IT TO THE TOTAL COMPENSATION PAID TO SIMILAR POSITIONS WITH LIKE INSTITUTIONS. THE INFORMATION IS PRESENTED TO THE PERSONNEL COMMITTEE OF THE BOARD OF DIRECTORS BY THE INDEPENDENT CONSULTANT. THE PERSONNEL COMMITTEE IS COMPRISED OF BOARD MEMBERS WHO ARE NOT PHYSICIANS AND WHO ARE NOT COMPENSATED IN ANY WAY BY THE ORGANIZATION. THE PERSONNEL COMMITTEE APPROVES THE TOTAL COMPENSATION FOR THE PRESIDENT/CHIEF EXECUTIVE OFFICER AND REVIEWS AND APPROVES THE COMPENSATION AND COMPENSATION SALARY RANGES FOR THE REMAINDER OF THE EXECUTIVE TEAM. THE PERSONNEL COMMITTEE PRESENTS ITS DECISION TO THE BOARD OF DIRECTORS. THE PERSONNEL COMMITTEE RETAINS MINUTES OF ITS MEETINGS. THE COMPENSATION AND BENEFITS DEPARTMENT ENGAGES A THIRD PARTY INDEPENDENT CONSULTANT TO CONDUCT A COMPENSATION STUDY COVERING OFFICERS AND KEY EMPLOYEES. THE INDEPENDENT THIRD PARTY COMPARES BASE SALARIES TO SIMILAR POSITIONS WITH LIKE INSTITUTIONS. THE INFORMATION IS REVIEWED BY THE COMPENSATION AND BENEFITS DEPARTMENT AND IS PRESENTED TO THE PRESIDENT/CHIEF EXECUTIVE OFFICER, THE EXECUTIVE VICE PRESIDENT OF HOSPITAL OPERATIONS AND THE APPROPRIATE SENIOR VICE PRESIDENT FOR REVIEW AND APPROVAL. THE COMPENSATION STUDY WAS LAST CONDUCTED IN NOVEMBER/DECEMBER 2016.</p>

990 Schedule O, Supplemental Information

Return Reference	Explanation
Form 990, Part VI, Line 15b Process to establish compensation of other employees	<p>THE PERSONNEL COMMITTEE OF SHARP HEALTHCARE RETAINS AN INDEPENDENT COMPENSATION CONSULTING FIRM TO REVIEW THE TOTAL COMPENSATION PAID TO EXECUTIVE MANAGEMENT (CEO/PRESIDENT, EXECUTIVE VICE PRESIDENT OF HOSPITAL OPERATIONS, AND SENIOR VICE PRESIDENTS) AND COMPARES IT TO THE TOTAL COMPENSATION PAID TO SIMILAR POSITIONS WITH LIKE INSTITUTIONS. THE INFORMATION IS PRESENTED TO THE PERSONNEL COMMITTEE OF THE BOARD OF DIRECTORS BY THE INDEPENDENT CONSULTANT. THE PERSONNEL COMMITTEE IS COMPRISED OF BOARD MEMBERS WHO ARE NOT PHYSICIANS AND WHO ARE NOT COMPENSATED IN ANY WAY BY THE ORGANIZATION. THE PERSONNEL COMMITTEE APPROVES THE TOTAL COMPENSATION FOR THE PRESIDENT/CHIEF EXECUTIVE OFFICER AND REVIEWS AND APPROVES THE COMPENSATION AND COMPENSATION SALARY RANGES FOR THE REMAINDER OF THE EXECUTIVE TEAM. THE PERSONNEL COMMITTEE PRESENTS ITS DECISION TO THE BOARD OF DIRECTORS. THE PERSONNEL COMMITTEE RETAINS MINUTES OF ITS MEETINGS. THE COMPENSATION AND BENEFITS DEPARTMENT ENGAGES A THIRD PARTY INDEPENDENT CONSULTANT TO CONDUCT A COMPENSATION STUDY COVERING OFFICERS AND KEY EMPLOYEES. THE INDEPENDENT THIRD PARTY COMPARES BASE SALARIES TO SIMILAR POSITIONS WITH LIKE INSTITUTIONS. THE INFORMATION IS REVIEWED BY THE COMPENSATION AND BENEFITS DEPARTMENT AND IS PRESENTED TO THE PRESIDENT/CHIEF EXECUTIVE OFFICER, THE EXECUTIVE VICE PRESIDENT OF HOSPITAL OPERATIONS AND THE APPROPRIATE SENIOR VICE PRESIDENT FOR REVIEW AND APPROVAL. THE COMPENSATION STUDY WAS LAST CONDUCTED IN NOVEMBER/DECEMBER 2016.</p>

990 Schedule O, Supplemental Information

Return Reference	Explanation
Form 990, Part VI, Line 19 Required documents available to the public	The organization does not make its governing documents available to the general public. POLICIES ARE CONSIDERED PROPRIETARY INFORMATION, HOWEVER IN SHARP HEALTHCARE'S PUBLICLY AVAILABLE CODE OF CONDUCT, SHARP OUTLINES ITS CONFLICT OF INTEREST POLICIES IN A USER FRIENDLY MANNER. THE ANNUAL AUDITED FINANCIAL STATEMENTS OF THE CONSOLIDATED GROUP ARE PUBLISHED ON THE DACBOND.COM WEBSITE (WWW.DACBOND.COM), ARE ATTACHED TO THE FORM 990 FILED FOR EACH OF THE SHARP HOSPITALS, AND ARE AVAILABLE UPON REQUEST. THE ANNUAL AUDITED FINANCIAL STATEMENTS INCLUDE COMBINING SCHEDULES WHICH DISCLOSE THE FINANCIAL RESULTS (BALANCE SHEET, STATEMENT OF OPERATIONS, STATEMENT OF CHANGES IN NET ASSETS) FOR EACH ENTITY OF THE CONSOLIDATED GROUP. QUARTERLY FINANCIAL STATEMENTS OF SHARP'S OBLIGATED GROUP ARE PUBLISHED ON THE DACBOND.COM WEBSITE (WWW.DACBOND.COM).

990 Schedule O, Supplemental Information

Return Reference	Explanation
Form 990, Part XI, Line 9 Other changes in net assets or fund balances	PLEDGE WRITE OFF/RETURN OF CONTRIBUTION - -289689,

990 Schedule O, Supplemental Information

Return Reference	Explanation
FORM 990, PART III, LINE 4A COMMUNITY BENEFITS PLAN AND REPORT	<p>Sharp HealthCare Community Benefit Plan and Report Fiscal Year 2017 Section 1 An Overview of Sharp HealthCare We're an organization filled with passionate, determined and caring people, who have grown our health care system into the remarkable place that it is Each day, these professionals recognize and celebrate the purpose of their work and the impact it has on our neighbors, friends and family in the community - Michael W. Murphy, President and Chief Executive Officer, Sharp HealthCare</p> <p>Sharp HealthCare (Sharp or SHC) is an integrated, regional health care delivery system based in San Diego, California The Sharp system includes four acute care hospitals, three specialty hospitals, three affiliated medical groups, 24 medical centers, five urgent care centers, three skilled nursing facilities, two inpatient rehabilitation centers, home health, hospice, and home infusion programs, numerous outpatient facilities and programs, and a variety of other community health education programs and related services Sharp also offers individual and group Health Maintenance Organization (HMO) coverage through Sharp Health Plan (SHP) Serving a population of approximately 3.3 million in San Diego County (SDC), as of September 30, 2017, Sharp is licensed to operate 2,084 beds and has more than 2,600 Sharp-affiliated physicians and 18,000 employees</p> <p>FOUR ACUTE CARE HOSPITALS Sharp Chula Vista Medical Center (343 licensed beds) The largest provider of health care services in SDC's fast-growing South Bay, Sharp Chula Vista Medical Center (SCVMC) operates the region's busiest emergency department (ED) and is the closest hospital to the busiest international border in the world SCVMC is home to the region's most comprehensive heart program, services for orthopedic care, cancer treatment, women's and infant's services, and the only bloodless medicine and surgery center in SDC Sharp Coronado Hospital and Healthcare Center (181 licensed beds) Sharp Coronado Hospital and Healthcare Center (SCHHC) provides services that include acute, sub-acute and long-term care, liver care, rehabilitation therapies, orthopedics, and hospice and emergency services Sharp Grossmont Hospital (524 licensed beds) Sharp Grossmont Hospital (SGH) is the largest provider of health care services in San Diego's East County and has one of the busiest EDs in SDC SGH is known for outstanding programs in heart care, oncology, orthopedics, rehabilitation, stroke care and women's health Sharp Memorial Hospital (656 licensed beds) A regional tertiary care leader, Sharp Memorial Hospital (SMH) provides specialized care in cancer treatment, orthopedics, organ transplantation, bariatric surgery, heart care and rehabilitation SMH also houses the county's largest emergency and trauma center</p> <p>THREE SPECIALTY CARE HOSPITALS Sharp Mary Birch Hospital for Women & Newborns (206 licensed beds) A freestanding women's hospital specializing in labor and delivery services, high-risk pregnancy, obstetrics, gyn</p>

990 Schedule O, Supplemental Information

Return Reference	Explanation
FORM 990, PART III, LINE 4A COMMUNITY BENEFITS PLAN AND REPORT	<p>ecology, gynecologic oncology and neonatal intensive care, Sharp Mary Birch Hospital for Women & Newborns (SMBHWN) delivers more babies than any other hospital in California Sharp Mesa Vista Hospital (158 licensed beds) As the most comprehensive mental health hospital in San Diego, Sharp Mesa Vista Hospital (SMV) provides behavioral health services to treat anxiety, depression, substance abuse, eating disorders, bipolar disorder and more for patients of all ages Sharp McDonald Center (16 licensed beds) Sharp McDonald Center (SMC) is the only medically supervised substance abuse recovery center in SDC Offering the most comprehensive hospital-based treatment program in San Diego, SMC provides services such as addiction treatment, medically supervised detoxification and rehabilitation, day treatment, outpatient and inpatient programs, and aftercare Collectively, the operations of SMH, SMBHWN, SMV and SMC are reported under the not-for-profit public benefit corporation of SMH and are referred to herein as the Sharp Metropolitan Medical Campus (SMMC) The operations of Sharp Rees-Stealy Medical Group (SRSMSG) are included within the not-for-profit public benefit corporation of Sharp, the parent organization The operations of SGH are reported under the not-for-profit public benefit corporation of Grossmont Hospital Corporation The operations of Sharp HospiceCare are reported within SGH</p> <p>Mission Statement It is Sharp's mission to improve the health of those it serves with a commitment to excellence in all that it does Sharp's goal is to offer quality care and services that set community standards, exceed patients' expectations and are provided in a caring, convenient, cost-effective and accessible manner Vision Sharp's vision is to become the best health system in the universe Sharp will attain this position by transforming the health care experience through a culture of caring, quality, safety, service, innovation and excellence Sharp will be recognized by employees, physicians, patients and families, volunteers and the community as the best place to work, the best place to practice medicine and the best place to receive care Sharp will be known as an excellent community citizen embodying an organization of people working together to do the right thing every day to improve the health of those it serves</p> <p>Values * Integrity - Trustworthy, Respectful, Sincere, Authentic, Committed to Organizational Mission and Values * Caring - Compassionate, Communicative, Service-Oriented, Dedicated to Teamwork and Collaboration, Serves Others Above Self, Celebrates Wins, Embraces Diversity * Safety - Reliable, Competent, Inquiring, Unwavering, Resilient, Transparent, Sound Decision Maker * Innovation - Creative, Drives for Continuous Improvement, Initiates Breakthroughs, Develops Self, Willing to Accept New Ideas and Change * Excellence - Quality-Focused, Compelled by Operational and Service Excellence, Cost Effective, Accountable Culture The Sharp Experience</p>

990 Schedule O, Supplemental Information

Return Reference	Explanation
FORM 990, PART III, LINE 4A COMMUNITY BENEFITS PLAN AND REPORT	<p>e For more than 18 years, Sharp has been on a journey to transform the health care experience for patients and their families, physicians and staff. Through a sweeping organization-wide performance-and-experience-improvement initiative called The Sharp Experience, the entire Sharp team has recommitted to purposeful, worthwhile work and creating the kind of health care people want and deserve. This work has added discipline and focus to every part of the organization, helping to make Sharp one of the nation's top-ranked health care systems. Sharp is San Diego's health care leader because it remains focused on the most important element of the health care equation: the people. Through this extraordinary initiative, Sharp is transforming the health care experience in San Diego by striving to be:</p> <ul style="list-style-type: none">* The best place to work: Attracting and retaining highly skilled and passionate staff members who are focused on providing quality health care and building a culture of teamwork, recognition, celebration, and professional and personal growth. This commitment to serving patients and supporting one another will make Sharp "the best health system in the universe."* The best place to practice medicine: Creating an environment in which physicians enjoy positive, collaborative relationships with nurses and other caregivers, experience unsurpassed service as valued customers, have access to state-of-the-art equipment and cutting-edge technology, and enjoy the camaraderie of the highest-caliber medical staff at San Diego's health care leader.* The best place to receive care: Providing a new standard of service in the health care industry, much like that of a five-star hotel, employing service-oriented individuals who see it as their privilege to exceed the expectations of every patient—treating them with the utmost care, compassion and respect, and creating healing environments that are pleasant, soothing, safe, immaculate, and easy to access and navigate. Through this transformation, Sharp continues to live its mission to care for all people, with special concern for the underserved and San Diego's diverse population. This is something Sharp has been doing for more than half a century.

990 Schedule O, Supplemental Information

Return Reference	Explanation
FORM 990, PART III, LINE 4A COMMUNITY BENEFITS PLAN AND REPORT	<p>Pillars of Excellence In support of Sharp's organizational commitment to transform the health care experience, Sharp's Pillars of Excellence serve as a guide for its team members, providing framework and alignment for everything Sharp does. In 2014, Sharp made an important decision regarding these pillars as part of its continued journey toward excellence. Each year, Sharp incorporates cycles of learning into its strategic planning process. In 2014, Sharp's Executive Steering and Board of Directors enhanced Sharp's safety focus, further driving the organization's emphasis on its culture of safety and incorporating the commitment to become a High Reliability Organization (HRO) in all aspects of the organization. At the core of HROs are five key concepts: * Sensitivity to operations * A reluctance to simplify * Preoccupation with failure * Deference to expertise * Resilience. Applying high-reliability concepts in an organization begins when leaders at all levels start thinking about how the care they provide could improve. It begins with a culture of safety. With this learning, Sharp is a seven-pillar organization - Quality, Safety, Service, People, Finance, Growth and Community. The foundational elements of Sharp's strategic plan have been enhanced to emphasize Sharp's desire to do no harm. This strategic plan continues Sharp's transformation of the health care experience, focusing on safe, high-quality and efficient care provided in a caring, convenient, cost-effective and accessible manner. The seven pillars listed below are a visible testament to Sharp's commitment to become the best health care system in the universe by achieving excellence in these areas:</p> <ol style="list-style-type: none"> 1 Demonstrate and improve clinical excellence and exceed customer expectations 2 Keep patients, employees and physicians safe and free from harm 3 Create exceptional experiences at every touch point for patients and families, enrollees, physicians, partners and team members 4 Create a values-driven culture that attracts, retains and promotes the best people who are committed to Sharp's mission and vision 5 Achieve financial results to ensure Sharp's ability to deliver on its mission and vision 6 Achieve net revenue growth to enhance market position, sustain infrastructure improvements and support innovative development 7 Be an exemplary public citizen by improving the health of our community and environment <p>Awards Below please find a selection of recognitions Sharp has received in recent years. In 2013, 2014, 2016 and 2017, Sharp was recognized as one of the "World's Most Ethical (WME) Companies" by the Ethisphere Institute, the leading business ethics think tank. WME companies are those that truly embrace ethical business practices and demonstrate industry leadership, for giving peers to follow suit or fall behind. Sharp was ranked No. 45 out of 500 large employers on Forbes' 2017 America's Best Employers listing. In 2016, Sharp ranked No. 16 and received the No. 2 spot on the new</p>

990 Schedule O, Supplemental Information

Return Reference	Explanation
FORM 990, PART III, LINE 4A COMMUNITY BENEFITS PLAN AND REPORT	<p>comer's list Sharp was also ranked No. 52 out of 250 organizations on Forbes' 2017 America's Best Employers for Diversity and was the only hospital system listed in San Diego. In 2017, Sharp was recognized as one of "150 Top Places to Work in Healthcare" by Becker's Hospital Review. The list recognizes hospitals, health systems and organizations committed to fulfilling missions, creating outstanding cultures and offering competitive benefits to their employees. In 2015 and 2017, Sharp ranked first for "San Diego's Best Hospital Group" in the annual San Diego Union-Tribune Readers Poll. Sharp ranked second in this category in 2016. SMH ranked first for "San Diego's Best Hospital" in 2017 while ranking second in this category in 2016. Also in 2016, SMBHWN and SGH ranked third and fourth, respectively, for "San Diego's Best Hospital." From 2015 to 2017, Sharp Community Medical Group (SCMG) ranked first as "San Diego's Best Medical Group." In 2016, SRSMG ranked third for "San Diego's Best Medical Group" and was recognized as "San Diego's Best Hearing Aid Store" in 2017. In 2016 and 2017, SMBHWN was named to The Leapfrog Group's Top Hospitals list, which recognizes facilities that meet the highest standards of patient safety, care quality and efficiency. In 2016, SMH was also recognized as a Top Hospital. SGH, SMH and SMBHWN received MAGNET(r) recognition by the American Nurses Credentialing Center (ANCC). The MAGNET Recognition Program(r) is the highest level of honor bestowed by the ANCC and is recognized nationally as the gold standard in nursing excellence. Sharp was named one of the nation's "Most Wired" health care systems from 2012 to 2017 by Hospitals & Health Networks magazine's annual Most Wired Survey and Benchmark Study. "Most Wired" hospitals are committed to using technology to enhance quality of care for both patients and staff. Planetree is a coalition of more than 80 hospitals worldwide that are committed to improving medical care from the patient's perspective. In 2007, SCHHC became a Designated Planetree Person-Centered Hospital and was re-designated in 2017 for the fourth consecutive time. Additionally, SCHHC achieved Planetree Designation with Distinction for its leadership and innovation in patient-centered care. SMH became a Planetree Person-Centered Hospital in 2012 and achieved Planetree Designation with Distinction in 2014. In 2015, SMH was re-designated as a Planetree Person-Centered Hospital. In 2014, SCVMC joined SCHHC and SMH as a Designated Planetree Person-Centered Hospital. SCHHC and SCVMC received Energy Star (ES) designation from the U.S. Environmental Protection Agency (EPA) for outstanding energy efficiency. Buildings that are awarded ES certification use an average of 40 percent less energy than other buildings and release 35 percent less carbon dioxide (CO2) into the atmosphere. SCHHC first earned the ES certification in 2007, then again each year from 2010 through 2013, and most recently in 2017. SCVMC received</p>

990 Schedule O, Supplemental Information

Return Reference	Explanation
FORM 990, PART III, LINE 4A COMMUNITY BENEFITS PLAN AND REPORT	<p>ES certification from 2009 to 2011 as well as in 2013, 2015 and 2017. San Diego Gas & Electric (SDG&E) named Sharp the 2017 Grand Energy Champion at its annual Energy Showcase Awards. Sharp was recognized for making tremendous strides in reducing its consumption of electricity and natural gas, and in promoting energy-saving techniques to the community. SDG&E also named Sharp as San Diego's "Healthcare 2014 Energy Champion" for its successes in energy conservation. In 2013 and 2015, Sharp was named a "Recycler of the Year" at the City of San Diego Environmental Services Department's annual Waste Reduction and Recycling Awards Program for a successful and extensive recycling program. SMH and SMBHWN were honored for their comprehensive waste-reduction programs in 2013. Sharp was named the 2017 Outstanding Recycling Program by California Resource Recovery Association (CRRA) - California's statewide recycling association - for its innovative waste-minimization initiatives. As the oldest and one of the largest nonprofit recycling organizations in the country, CRRA is dedicated to achieving environmental sustainability in and beyond California through zero waste strategies, including product stewardship, waste prevention, reuse, recycling and composting. Sharp was one of five awardees in San Diego to receive a 2016 EMIES UnWasted Food Award by the San Diego Food System Alliance for developing best practices in waste prevention, composting, recycling, food donation and source reduction efforts in partnership with the Sodexo Food and Nutrition team. In 2016, Sharp ranked third on San Diego Business Journal's list of Healthiest Companies. The Healthiest Companies list honors those organizations that have created a supportive environment for their employees and fostered a work/life balance for their families. In 2015, Sharp Best Health received the American Heart Association (AHA) Fit-Friendly Worksites Honor Roll award (Gold Category) for the third consecutive year, which recognizes employers that promote a culture of health and physical activity in the workplace or community. SRSMG was recognized by the Centers for Disease Control and Prevention (CDC) as a 2017 Million Hearts Hypertension Control Champion for achieving blood pressure control for at least 70 percent of its adult patients with hypertension. From 2013 to 2017, the Press Ganey organization recognized multiple SHC entities with Guardian of Excellence Awards. Based on one year of data, this designation recognizes recipients that reach the 95th percentile for patient satisfaction, employee engagement, physician engagement surveys or clinical quality. Awarded SHC entities included SCVMC, SCHHC, SGH, SMBHWN, SMH, SMH Outpatient Pavilion (OPP), SMV, SHC, Sharp HospiceCare, SRSMG, SCMG and Sharp Home Health for Employee Engagement, SMH and SMBHWN for Patient Experience, and SCHHC, SMBHWN and SMV for Physician Engagement.</p>

990 Schedule O, Supplemental Information

Return Reference	Explanation
FORM 990, PART III, LINE 4A COMMUNITY BENEFITS PLAN AND REPORT	<p>Press Ganey also recognized multiple SHC entities with the Pinnacle of Excellence Award(r) (formerly named the Beacon of Excellence Award) This award recognizes the top three performing health care organizations that have maintained consistently high levels of excellence over three years in the Press Ganey categories of Patient Experience, Employee Engagement, Physician Engagement and Clinical Quality Performance In 2013 and 2015 through 2017, Press Ganey recognized SMH for patient experience From 2013 to 2015, SHC was recognized for Employee Engagement In 2013, SCHHC and SMV were recognized for Physician Engagement SHP's 2016-2017 National Committee for Quality Assurance's (NCQA) Private Health Insurance Rankings rating increased from a 4 to 4.5 out of 5, making it one of the highest-rated health plans in the nation SHP was also ranked a top 100 U.S. health plan and a top three California health plan from 2014 to 2015, which rated health insurance plans based on clinical quality, member satisfaction and NCQA Accreditation Survey results SHP also received the highest level "Excellent" Accreditation status from the NCQA each year from 2013 to 2015 The NCQA awards accreditation status is based on compliance with rigorous requirements and performance on Healthcare Effectiveness Data and Information Set and Consumer Assessment of Healthcare Providers and Systems (CAHPS) measures In addition, SHP was rated highest in California among reporting California health plans in the rating categories of Rating of the Health Plan, Rating of Health Care, Rating of Personal Doctor, and Rating of Health Promotion and Education in NCQA's 2015 Quality Compass/CAHPS survey, which provides state, regional and national benchmarks as well as individual plan performance From 2013 to 2017, Sharp ranked in the top 10 of the large employers category as one of the "Best Places to Work" for information technology professionals by the International Data Group's Computeworld survey The list is compiled by evaluating a company's benefits, training, retention, career development, average salary increases, employee surveys, workplace morale and more The Women's Choice Award(r) is a symbol of excellence in customer experience awarded by the collective voice of women SGH received a Women's Choice Award(r) as one of America's Best Hospitals for Cancer Care in 2015, Obstetrics in 2016 and Heart Care in 2017 SMH and SGH received a Women's Choice Award(r) as one of America's Best Stroke Centers in 2017 In 2015, SMBHWN received the award as one of America's Best Hospitals for Obstetrics The Women's Choice Award(r) also ranked SCHHC, SCVMC and SMH amongst America's 100 Best Hospitals for Patient Experience in 2017 In addition, SMH received the award as one of America's Best Hospitals for Bariatric Surgery in 2017 For the fourth year in a row, and the fifth time in six years, Sharp won the top spot in the Mega Employer category in the San Diego Association of Governments</p>

990 Schedule O, Supplemental Information

Return Reference	Explanation
FORM 990, PART III, LINE 4A COMMUNITY BENEFITS PLAN AND REPORT	<p>' (SANDAG) iCommute 2016 Rideshare Corporate Challenge The annual month-long challenge encourages the replacement of solo drivers with sustainable carpool, vanpool, bike, walk, or transit commutes. Powered by SANDAG and in cooperation with the 511 transportation information service, iCommute is the Transportation Demand Management program for the San Diego region and encourages use of transportation alternatives to help reduce traffic congestion and greenhouse gas emissions. Sharp was named the 2015 Medical Provider of the Year at the International Travel & Health Insurance Journal (ITIJ) Awards. The ITIJ honors companies that have made an outstanding contribution to the global travel and health insurance industry over the past year. Sharp's Global Patient Services program coordinates patient transfers and evacuations for medical emergencies from around the world to a Sharp hospital. Global Healthcare Exchange (GHX) recognized Sharp as one of the 2016 GHX "Best 50" Supply Chains in North America. Organizations receiving this distinction are recognized for their work in improving operational performance and driving down costs through supply chain automation. Patient Access to Care Programs Sharp provides financial assistance and a variety of support services to improve access to care for uninsured, underinsured and high-risk patients without the ability to pay and insured patients with inadequate coverage. Sharp does not refuse any patient requiring emergency medical care. Sharp provides services to help every uninsured patient receiving care in the ED find opportunities for health coverage through PointCare - a team of health coverage experts whose principal product is a quick, web-based screening, enrollment and reporting technology designed to provide community members with health coverage and financial assistance options. At Sharp, patients use a simple online questionnaire through PointCare to generate personalized coverage options that are filed in their account for future reference and accessibility. The results of the questionnaire allow Sharp staff to have an informed and supportive discussion with the patient about health care coverage, and empower them with options. From October 2015 to July 2017, Sharp helped nearly 22,800 self-pay patients through PointCare, while ensuring that each patient's dignity was maintained throughout the process. In 2014, Sharp hospitals implemented an on-site process for real-time Medi-Cal eligibility determinations (Presumptive Eligibility), making Sharp the first hospital system in SDC to provide this service. In Fiscal Year (FY) 2017, Sharp secured this benefit for approximately 3,800 unfunded patients in the ED. In support of Covered California's annual open enrollment period, 25 members of Sharp's registration staff have become Certified Application Counselors in order to better assist both patients and the general community with navigating the Covered California website and plan enrollment. In collabora-</p>

990 Schedule O, Supplemental Information

Return Reference	Explanation
FORM 990, PART III, LINE 4A COMMUNITY BENEFITS PLAN AND REPORT	<p>ration with San Diego-based CSI Financial Services, Sharp offers a more affordable alternative for patients struggling to resolve their hospital bills through ClearBalance - a specialized loan program for patients facing high medical bills. Through the program, both insured and uninsured patients have the opportunity to secure small bank loans in order to pay off their medical bills in low monthly installments, preventing unpaid accounts from going to collections. In addition, three Sharp hospitals - SCVMC, SGH and SMH - qualify as covered entities for the 340B Drug Pricing Program administered by the Health Resources and Services Administration. Hospital participation in the 340B Drug Pricing Program permits the purchase of outpatient drugs at reduced prices. The savings from this program are used to offset patient care costs for Sharp's most vulnerable patient populations, as well as to assist with patient access to medications through the Patient Assistance Team. The Patient Assistance Team helps those in need of assistance gain access to free or low-cost medications. Patients are referred for medication assistance through population health teams, physicians, pharmacists, case managers, social workers, nurses or even other patients, as well as identified through usage reports. Eligible patients receive assistance that may help reduce readmissions and the need for frequent medical services resulting from the lack of access to medication. Team members research all available options, including programs offered by drug manufacturers, grant-based programs offered by foundations, copay assistance and other low-cost alternatives. In FY 2017, the Patient Assistance Team helped uninsured and underinsured patients access prescriptions worth a total of \$3.9 million. Also in 2017, Sharp supported and provided payment options to high-risk, uninsured and underinsured patients at all Sharp hospitals who were unable to meet their financial responsibility after health insurance. Through the Maximum Out of Pocket Program, team members met with patients to help them better understand their health insurance benefits and how to access care during their hospital stay, as well as provided payment options. In addition, Public Resource Specialists, from Sharp's Patient Financial Services (PFS) team offered support to uninsured and underinsured patients at all Sharp hospitals in need of extra guidance on available funding options. The Public Resource Specialists performed field calls (home visits) to patients who left the hospital and required assistance with completing the coverage application process.</p>

990 Schedule O, Supplemental Information

Return Reference	Explanation
FORM 990, PART III, LINE 4A COMMUNITY BENEFITS PLAN AND REPORT	<p>SGH's PFS team worked closely with the hospital's Care Transitions Intervention program to evaluate patients for CalFresh, the Supplemental Nutrition Assistance Program in California, prior to hospital discharge, dramatically increasing the likelihood that patients complete CalFresh applications and receive benefits. In FY 2017, SGH's PFS team completed 687 CalFresh applications and 405 patients were granted CalFresh benefits. In February 2017, Sharp's PFS team expanded this program to the remainder of Sharp's acute care hospitals. In summer 2015, a pilot program was launched at SMBHWN to evaluate both insured and unfunded families with Neonatal Intensive Care Unit (NICU) babies for financial assistance. This process included helping families whose newborn had been diagnosed with a devastating medical condition or extremely low birth weight apply for Supplemental Security Income (SSI) to help with the cost of care for their newborn both within and outside of the hospital. Public Resource Specialists have assisted more than 150 families through the SSI application process. In addition, Sharp provides post-acute care facilitation for high-risk patients, including the homeless and patients lacking a safe home environment. Patients may receive services such as assistance with transportation and placement, connections to community resources, and financial support for medical equipment and medications. SCHHC, SGH and SMH work with the San Diego Rescue Mission (SDRM) to identify homeless patients, or patients who have exhausted other community housing resources, who have a continuing medical need after hospital discharge. Once referred to the SDRM's Recuperative Care Unit, patients receive follow-up medical care through Sharp in a safe environment, and may also receive psychiatric care, assistance scheduling specialty appointments, support with CalFresh applications, and connections to community resources, including programs that support continued sobriety and residential treatment. In addition, a social worker provides referrals for permanent housing and collaborates with St. Vincent de Paul Village to assist with the SSI application process through HOPE (Homeless Outreach Programs for Entitlement) San Diego - an effort to increase access to SSI for people who are homeless or at risk of homelessness. Sharp is committed to providing medical records to support an SSI claim free of charge. Health Professions Training Internships: Students and recent health care graduates are a valuable asset to the community. Sharp demonstrates a deep investment in these potential and newest members of the health care workforce through internships and career pipeline programs. In FY 2017, nearly 4,600 student interns dedicated more than 650,000 hours within the Sharp system. Sharp provided education and training for students in a variety of disciplines, including nursing students (e.g., critical care, medical/surgical, behavioral health, women's services, cardiac services).</p>

990 Schedule O, Supplemental Information

Return Reference	Explanation
FORM 990, PART III, LINE 4A COMMUNITY BENEFITS PLAN AND REPORT	<p>and hospice) and allied health professions such as rehabilitation therapies (speech, physical and occupational therapy), pharmacy, respiratory therapy, imaging, cardiovascular, dietetics, lab, radiation therapy, surgical technology, paramedic, social work, psychology, business, health information management and public health. Students came from local community colleges, such as Grossmont College, San Diego City College, San Diego Mesa College and Southwestern College (SWC), local and national universities such as Point Loma Nazarene University (PLNU), San Diego State University (SDSU), University of California (UC), San Diego, and University of San Diego (USD), and vocational schools such as Concorde Career College. Table 1 presents the total number of students and student hours at each Sharp entity in FY 2017. Table 1: Sharp HealthCare Internships - FY 2017 Sharp Chula Vista Medical Center: Students - 804, Hours - 135,872 Sharp Coronado Hospital and Healthcare Center: Students - 663, Hours - 104,697 Sharp Grossmont Hospital: Students - 1,007, Hours - 144,056 Sharp Mary Birch Hospital for Women & Newborns: Students - 202, Hours - 22,076 Sharp Memorial Hospital: Students - 777, Hours - 116,662 Sharp Mesa Vista Hospital: Students - 442, Hours - 59,668 Sharp HospiceCare: Students - 56, Hours - 1,356 Sharp HealthCare: Students - 645, Hours - 68,383 Total: Students - 4,596, Hours - 652,770. In addition, Sharp offers a graduate level Clinical Pastoral Education program, which teaches students clinical theories and skills to provide spiritual care to patients and their families. In FY 2017, the program supervised six chaplain residents and eight chaplain interns on the campuses of SGH, SM BHNW, SMH, SMV and Sharp Home Health services. International Rescue Committee: Sharp hosts more than 4,000 students annually for clinical rotations, internships and other educational experiences. Further underscoring how both workforce and community partnership development are critical to the fulfillment of Sharp's mission, the Staffing Resource Network (SRN) within Sharp's Workforce Support Services division of Human Resources facilitates the placement of students across the Sharp system. New in FY 2017, the Sharp SRN collaborated with SWC and the International Rescue Committee (IRC) on a workforce development partnership specifically serving San Diego's refugee community. IRC is a global humanitarian aid organization that focuses on helping refugees survive, recover, and resettle their lives. As part of its mission, IRC works to educate and find employment for refugees once they are settled. One such program trains refugees to work as Certified Nursing Assistants (CNAs). Traditional CNA training programs prepare participants for work in skilled nursing facilities, which do not require the training necessary for work in acute care settings and provide little opportunity for advancement. Sharp SRN's collaboration with IRC and SWC enhances the SWC CNA training program by</p>

990 Schedule O, Supplemental Information

Return Reference	Explanation
FORM 990, PART III, LINE 4A COMMUNITY BENEFITS PLAN AND REPORT	<p>providing acute care clinical training and experience. Program participants take an acute care nursing assistant course at SWC, and Sharp provides staff preceptors, medical supplies and learning experiences within Sharp hospitals that prepare participants for jobs in hospital environments. Following completion of the program, CNAs are qualified to work in any acute care setting. The partnership began in spring 2017, with five students enrolling in and completing the program, and two graduates securing positions within SRN's inter-facility acute care nursing assistant float pool. Thus far, the new team members from the IRC training program are on their way to successful careers at Sharp. Health Sciences High and Middle College Sharp partners with charter school Health Sciences High and Middle College (HSHMC) to provide high school students with broad exposure to health care careers. Through this partnership, HSHMC students connect with Sharp team members through job shadowing to explore real-world applications of their school-based knowledge and skills. This collaboration prepares students to enter health, science and medical technology careers in the following five pathways: biotechnology research and development, diagnostic services, health informatics, support services and therapeutic services. The high school curriculum provides students with a variety of service-learning projects and internships focused on careers in health care. Students earn high school diplomas, complete college entrance requirements and have opportunities to earn community college credits, degrees or vocational certificates. The HSHMC program began in 2007 with students on the campuses of SGH and SMH, and expanded to include SMV and SMBHWN in 2009, SCHHC in 2010, and SCVMC in 2011. Students also devote time to various SRSMG sites. Students begin their internship experience with a systemwide orientation to Sharp and their upcoming job-shadowing activities, which consist of two levels of training. Level I of the HSHMC program is the entry level for all students and is conducted over an eight-week period. Through Level I, ninth-grade students shadow primarily non-nursing areas of the hospital as well as complete additional coursework in Infection Control, Medical Ethics, and Introduction to Health Professions. Level II is designed for students in grades 10 through 12 and includes enhanced patient interaction, college-level clinical rotations, and hands-on experience. Level II students are placed in a new assignment each semester for a variety of patient care experiences, and take additional health-related coursework at a community college, including Health 101, Public Health, Psychology and Abnormal Psychology, Realities of Nutrition, Intro to Health Professions and Organizations, and Health and Social Justice.</p>

990 Schedule O, Supplemental Information

Return Reference	Explanation
FORM 990, PART III, LINE 4A COMMUNITY BENEFITS PLAN AND REPORT	<p>In FY 2017, 432 HSHMC students - including 162 Level I students and 270 Level II students - were supervised for more than 97,700 hours on Sharp campuses. Students rotated through instructional pods in specialty areas, including but not limited to nursing, emergency services, obstetrics and gynecology, occupational therapy, physical therapy, behavioral health, pediatrics, medical/surgical, rehabilitation, laboratory services, pharmacy, pathology, radiation oncology, radiology, endoscopy, engineering, nutrition, infection control, pulmonary services, and operations. Students not only had the opportunity to observe patient care, but also received guidance from Sharp staff on career ladder development as well as job and education requirements. In May 2017, the HSHMC program graduated 161 students in its seventh full class. Each year, Sharp reviews and evaluates its collaboration with HSHMC, including the outcomes of students and graduates, to promote long-term sustainability. Although many HSHMC students face financial hardship - the free and reduced-price meal eligibility rate is higher than the averages for SDC and California - the school excels in preparing students for high school graduation, college entrance and a future career. In 2017, 90 percent of the HSHMC graduating class went on to attend two- or four-year college, while 80 percent of students said they wanted to pursue a career in health care. In addition, HSHMC has a 98.7 percent graduation rate, which is higher than California's 83.2 percent state average. HSHMC received the 2016 Impact Award from the Classroom for the Future Foundation as the most innovative education program in SDC. Each year, the Classroom for the Future Foundation awards education programs across SDC in four categories: innovate, inspire, achieve and impact. HSHMC was also recognized as a U.S. News & World Report Best High Schools bronze award winner in 2014, 2016 and 2017. The California Department of Education recognized HSHMC as a 2015 California Gold Ribbon School for its outstanding education programs and practices, and as a Title I Academic Achieving school for demonstrating success in significantly reducing the gap between high- and low-performing students. HSHMC was also recognized with a 2015 Model Professional Learning Community at Work(tm) Award by Solution Tree for its sustained success in raising student achievement. Professional Learning Communities are schools and districts in which educators recognize the key to improved learning for students is ongoing, job-embedded education for the adults who serve those students. HSHMC was one in approximately 200 schools and districts in the U.S. and Canada - and the first school in SDC - to receive this honor. In addition, HSHMC was a 2014 National School Safety Advocacy Council award winner. Lectures and Continuing Education Sharp contributes to the academic development of students at colleges and universities throughout San Diego. In FY 2017, Sharp staff pr</p>

990 Schedule O, Supplemental Information

Return Reference	Explanation
FORM 990, PART III, LINE 4A COMMUNITY BENEFITS PLAN AND REPORT	<p>provided hundreds of hours in guest lectures and presentations on numerous health care topics. Lecture topics included stroke treatment techniques, health information technology (HIT), diabetes, spiritual care in the health care setting, a variety of health administration topics, electronic medical records, clinical informatics and change management, spinal cord injury (SCI), and topics related to end-of-life care, including advance care planning, Physician Orders for Life-Sustaining Treatment, hospice, palliative care, bereavement, bio ethics and goals of care. Lectures were delivered to students at San Diego Mesa College, SDSU, USD, Azusa Pacific University (APU), California State University San Marcos (CSUSM) and the University of St. Augustine. These students were enrolled in a variety of programs, including nursing, nurse practitioner, physical therapy, medical assisting, HIT, health care informatics and public health. Sharp's Continuing Medical Education (CME) Department is accredited by the Accreditation Council for Continuing Medical Education to provide continuing medical education, as well as by the Accreditation Council for Pharmacy Education to provide continuing pharmacy education. Sharp's CME Department provides evidence-based and clinically relevant professional development opportunities to help practicing physicians and pharmacists improve patient safety and enhance clinical outcomes. In FY 2017, Sharp's CME Department invested more than 546 hours in live and online CME activities for San Diego health care providers. This included conferences on advanced illness management, patient safety, cardiology, oncology, urgent care, kidney transplant and osteopathic medicine, as well as presentations on HROs, telehealth, physician leadership, sepsis, infection prevention and opioid usage. Research Sharp Center for Research Innovation is critical to the future of health care. The Sharp Center for Research supports innovation through its commitment to protecting research participants and promoting high quality research initiatives that provide valuable knowledge to the San Diego health care community and positively impact patients and community members. The Center for Research includes the Human Research Protection Program (HRPP), which includes the Institutional Review Board (IRB) and the Outcome Research Institute (ORI). Human Research Protection Program and Institutional Review Board. In March 2016, The Sharp Center for Research received accreditation by the Association for the Accreditation of Human Research Protection Programs. The accreditation acts as a public affirmation of the HRPP's commitment to following rigorous standards for ethics, quality and protection for human research. To date, Sharp is the only health system in SDC to receive this accreditation. The Center for Research's HRPP is responsible for the ethical and regulatory compliant oversight of research conducted at Sharp and includes three components: the organization, the</p>

990 Schedule O, Supplemental Information

Return Reference	Explanation
FORM 990, PART III, LINE 4A COMMUNITY BENEFITS PLAN AND REPORT	<p>researchers and the IRB. As one of the key components of the HRPP, the IRB seeks to promote a culture of safety and respect for those participating in research for the greater good of the community. All proposed entity research studies with human participants must be reviewed by the IRB in order to protect participant safety and maintain responsible research conduct. In FY 2017, a dedicated IRB committee of 16 - including physicians, nurses, pharmacists and non-scientists - devoted hundreds of hours to the review and analysis of both new and ongoing research studies. Research at Sharp is conducted on all clinical phases of drug and device development, and the populations studied span the life cycle - from neonates to older adults. These clinical trials increase scientific knowledge and enable health care providers to assess the safety and effectiveness of new treatments. Sharp participates in approximately 210 clinical trials at any given time covering many therapeutic areas, including behavioral health, emergency care, infectious disease, neonatal, heart and vascular, kidney, liver, neurology, orthopedics and oncology - the latter of which comprises the largest share of Sharp's clinical trials. The HRPP provides education and support for researchers across Sharp as well as the broader San Diego health and research communities regarding the protection of human research participants. As part of its mission, the Center for Research hosts quarterly meetings on relevant educational topics for community physicians, psychologists, research nurses, study coordinators and students throughout San Diego. Presentations at the quarterly meetings in FY 2017 included Research Community Outreach, Completing Subject Enrollment Logs and Attestation Reports, Reporting Deviations in Research Protocol, Clinical Trials Coverage Analysis, Compliance and Education Requirements, Creating Research Study Budgets, Who is a Sub-Investigator, and Utilizing IRB Software. Outcomes Research Institute. Since its inception in 2010, Sharp's ORI seeks to measure the long-term results of care to continue to develop and promote best practices in health care delivery. The ORI enables Sharp to develop and disseminate new knowledge to the larger health care community, and help improve the quality of care delivery across SDC. The ORI collaborates with Sharp team members to facilitate the design of patient-centered outcomes research projects, assist with study protocol development, data collection and analysis, explore funding mechanisms for research projects, and facilitate IRB application submissions.</p>

990 Schedule O, Supplemental Information

Return Reference	Explanation
FORM 990, PART III, LINE 4A COMMUNITY BENEFITS PLAN AND REPORT	<p>The ORI seeks guidance and expertise from the local and national academic community on how to effectively conduct outcomes research to improve patient and community health. This networking has resulted in collaborative research partnerships with investigators at SDSU and National University. In addition, in FY 2017, ORI research studies were presented at various professional conferences, including the Health Care Systems Research Network Conference in San Diego, the Cardiovascular Disease and Stroke Scientific Sessions in Arlington, Virginia, and the Academy Health Annual Research Meeting in New Orleans, Louisiana. Presentations included Utilizing Data Analytics and Innovation Partnerships to Reduce Hospital Readmissions, Influence of Ethnic and Gender Diversity in Quality of Care for Patients Receiving Treatment for Acute Myocardial Infarction, and Impact of Behavioral Health Data in Improving Prediction of Hospital Patient Readmissions. Beginning in September 2016, the ORI expanded its capabilities by adding a full-time postdoctoral clinical psychology fellowship position and a half-time practicum placement for a predoctoral graduate student. Based on the successful contributions of these programs, the ORI has hired a full-time clinical psychologist, renewed the graduate student practicum placement, and will offer new research training experiences for three psychology undergraduate students in FY 2018.</p> <p>Evidence-Based Practice Institute Sharp participates in the Evidence-Based Practice Institute (EBPI), which prepares teams of staff fellows and mentors to change and improve clinical practice and patient care through identifying a care problem, developing a plan to solve it and incorporating this new knowledge into practice. The EBPI is part of the Consortium for Nursing Excellence, San Diego, which promotes evidence-based practices in the nursing community. The consortium is a partnership between Sharp, Scripps Health, Palomar Health, Rady Children's Hospital - San Diego, UC San Diego Health, U.S. Department of Veterans Affairs (VA) San Diego Healthcare System, Elizabeth Hospice, PLNU, SDSU, APU and USD. Sharp actively supports the EBPI by providing instructors and mentors as well as administrative coordination. The EBPI includes six full-day class sessions featuring group activities, self-directed learning programs outside of the classroom, and structured mentorship throughout the program. EBPI fellows and mentors partner with one another through a variety of learning strategies. Mentors facilitate the process of conducting an evidence-based practice change and navigating the hospital system to support the fellows through the process of evidence-based practice. Mentors also assist fellows in working collaboratively with other key hospital leadership personnel. In FY 2017, the nine-month program culminated with a community conference and graduation ceremony in November, during which the EBPI fellows and mentors shared project results. Forty-six</p>

990 Schedule O, Supplemental Information

Return Reference	Explanation
FORM 990, PART III, LINE 4A COMMUNITY BENEFITS PLAN AND REPORT	<p>attendees, including 23 fellows and 23 mentors, graduated from the program. Projects addressed the following issues in clinical practice and patient care: post-operative spine mobilization, reduction of anxiety for hospitalized patients undergoing caesarean section, nurse-physician rounding, the impact of wait time in the psychiatric intensive care unit, early mobilization in the adult trauma population, the impact of education on cell phone cleaning among NICU visitors and staff, and improving discharge timeliness.</p> <p>Volunteer Service Sharp Lends a Hand In FY 2017, Sharp continued its systemwide community service program, Sharp Lends a Hand (SLAH). Sharp team members suggested project ideas that would improve the health and well-being of San Diego in a broad, positive way, rely solely on Sharp for volunteer labor, and support existing nonprofit initiatives, community activities or other programs that serve SDC. Nineteen projects were selected for FY 2017: San Diego Food Bank (Food Bank), Feeding San Diego (FSD), Mama's Kitchen, Kitchens for Good, San Diego Wreaths Across America, American Diabetes Association (ADA) Tour de Cure, Doors of Change, Promises 2Kids, Ssubi is Hope Greening for Good Project, Special Olympics, Habitat for Humanity, Stand Down for Homeless Veterans, Life Rolls On - They Will Surf Again, I Love a Clean San Diego's Creek to Bay Cleanup and Coastal Cleanup Day, the San Diego River Park Foundation's Point Loma Native Plant Garden, Coastal Habitat Restoration, and Clean and Green River Cleanup, and River Kids Discovery Days - a joint effort between I Love a Clean San Diego and the San Diego River Park Foundation. More than 2,300 Sharp employees, family members and friends volunteered over 6,500 hours in support of these projects. The Food Bank feeds San Diegans in need, advocates for the hungry, and educates the public about hunger-related issues. The Food Bank distributes an average of 26 million pounds of food - equivalent to 21.6 million meals - throughout the year and serves nearly 400,000 San Diegans each month. Throughout SDC, weekend backpacks full of food are provided to chronically hungry children at elementary schools, while distribution sites provide boxes of groceries and staple food items to low-income seniors. On nine days between November 2016 and June 2017, more than 325 SLAH volunteers inspected, cleaned, sorted and packaged donated food. SLAH volunteers also assembled boxes and cleaned the Food Bank warehouse. FSD, part of the Feeding America network, is the leading hunger-relief organization in SDC, serving healthy food to more than 63,000 local children, families and seniors every week. FSD relies on the generous support of individuals, corporations, foundations and community groups to sustain critical hunger-relief and nutrition programs throughout the region. On eight days in February, March, July and September, 145 SLAH volunteers helped sort food, prepare bags for distribution, and clean produce for FSD. E</p>

990 Schedule O, Supplemental Information

Return Reference	Explanation
FORM 990, PART III, LINE 4A COMMUNITY BENEFITS PLAN AND REPORT	<p>established in 1990, Mama's Kitchen is a community-driven organization that enlists volunteers to help prepare and deliver nutritious meals to community members affected by acquired immunodeficiency syndrome (AIDS) or cancer who are unable to shop or cook for themselves. Mama's Kitchen strives to help its clients stay healthy, preserve their dignity, and keep their families together by providing free, culturally appropriate home-delivered meals, pantry services and nutrition education. In February, April, August and September, 75 SLAH volunteers helped Mama's Kitchen serve meals to the community by preparing and packaging snack and vegetable items for delivery. Kitchens for Good breaks the cycle of food waste, poverty and hunger through innovative programs in workforce training, healthy food production and social enterprise. Through its Community Cooking Days program, volunteers help transform reclaimed produce into hundreds of hunger relief meals. In April, May and August, 40 SLAH volunteers helped with food preparation, cooking, meal assembly, packaging and cleaning to support the distribution of hunger relief meals by Kitchens for Good's community partners. In December 2016, SLAH participated in Wreaths Across America, a national event dedicated to honoring veterans, remembering fallen heroes, and teaching children about the sacrifices made by veterans and their families. At three local cemeteries - Fort Rosecrans National Cemetery, Miramar National Cemetery, and Greenwood Memorial Park - 235 SLAH volunteers honored veterans by placing donated wreaths on their gravesites. SLAH volunteers participated in the ADA Tour de Cure 2017 to support the one million (or one in three) San Diegans with diabetes or prediabetes and raise critical funds for diabetes research, education and advocacy in support of the ADA. For two days in April, approximately 30 SLAH volunteers assisted with pre-event packet pick-up, day-of event registration, T-shirt distribution, rest stop support and first aid. Doors of Change is a nonprofit organization dedicated to solving youth homelessness through empowerment and self-sufficiency. Through its Taking Music & Art to the Streets program, Doors of Change provides homeless youth with free music and art lessons, haircuts, hot meals, clothing, chiropractic care and social services. On eight days in February, June, and August, 35 SLAH volunteers served homeless youth at the Episcopal Church Center in Ocean Beach by sorting clothing and hygiene products, making sandwiches, and cleaning up after the program.</p>

990 Schedule O, Supplemental Information

Return Reference	Explanation
FORM 990, PART III, LINE 4A COMMUNITY BENEFITS PLAN AND REPORT	<p>Promises2Kids provides current and former foster youth in SDC with the tools, opportunities and guidance they need to grow into healthy, happy and successful adults. In June and July, 20 SLAH volunteers supported the Guardian Scholars and Camp Connect programs by assembling goody bags, packing boxes, and assisting with inventory, as well as assembling care packages for college students raised in the foster care system. The Ssubi is Hope Greening for Good project collects discarded but safe and usable supplies from U.S. hospitals and distributes them to clinics around the world that have little or no medical resources. In addition to providing life-changing and life-saving services to people in underserved counties, the project has protected the environment by keeping more than one million pounds of medical surplus out of local landfills. On 20 days between October 2016 and September 2017, 265 SLAH volunteers joined the Greening for Good project to evaluate, sort, label and prepare medical materials for shipment. The Special Olympics Southern California - San Diego County program offers free, year-round sports training and competition for children and adults with intellectual disabilities. In May 2017, 25 SLAH volunteers supported the program's basketball competition during the Regional Spring Games at Carlsbad High School. Volunteers served as athlete escorts as well as assisted with score-keeping, time-keeping and the awards ceremony. In addition to building homes in partnership with local people in need, San Diego Habitat for Humanity operates two ReStore retail centers with a wide variety of new or gently used building materials and home furnishings for public purchase. The ReStore centers provide affordable merchandise to customers while helping fund the construction of Habitat homes throughout SDC. On two days in August and September, 20 volunteers organized donated items and took inventory of stock for the Mission Valley ReStore retail center. SLAH participated in Stand Down for Homeless Veterans, an event sponsored by the Veterans Village of San Diego, to provide community-based social services to veterans without a permanent residence. Over 10 days in June and July, approximately 120 volunteers sorted and organized clothing donations as well as set up and worked in the event's clothing tent. In addition, approximately 60 clinical volunteers - including Sharp-affiliated physicians and Sharp nurses, podiatry technicians, pharmacists and licensed pharmacy technicians - provided medical and pharmaceutical services. More than 900 veterans were served through the 2017 Stand Down for Homeless Veterans events. The Life Rolls On Foundation is dedicated to improving the quality of life for young people affected by SCI. Through the organization's award-winning program, They Will Surf Again, paraplegic and quadriplegic community members can experience mobility through surfing with support from adaptive equipment and volunteers. In September, an esti</p>

990 Schedule O, Supplemental Information

Return Reference	Explanation
FORM 990, PART III, LINE 4A COMMUNITY BENEFITS PLAN AND REPORT	<p>mated 60 SLAH volunteers assisted They Will Surf Again with event set-up and breakdown, re gistration, equipment distribution, lunch service and helping surfers on land and in shall ow water In celebration of Earth Day, in April, SLAH partnered with I Love a Clean San Di ego for the 15th annual Creek to Bay Cleanup Approximately 35 SLAH volunteers participate d in this countywide effort to beautify San Diego's beaches, bays, trails, canyons and par ks In September, 11 volunteers supported I Love a Clean San Diego's California Coastal Cl eanup Day to ensure a clean, safe and healthy community by removing litter from open space s throughout SDC, including Ocean Beach Dog Beach, Chula Vista Marina View Park, Mission T rails Regional Park, Pacific Beach, San Dieguito Lagoon, Los Penasquitos Canyon, San Diego River and Coronado City Beach Founded in 2001, the San Diego River Park Foundation is a grassroots nonprofit organization that works to protect the greenbelt from the mountains t o the ocean along the 52-mile San Diego River Approximately 10 SLAH volunteers joined the San Diego River Park Foundation to care for California native plants and trees at the Poi nt Loma Native Plant Garden in August Activities included trail maintenance, watering, pr uning and other light gardening projects In January, March, May, July and September, 80 S LAH volunteers joined the San Diego River Park Foundation's Coastal Habitat Restoration ev ents in Ocean Beach The team worked to save and restore one of the last remaining coastal dune and wetland habitats in San Diego by removing invasive plants and litter, watering a nd caring for recent plantings and native plants, and providing trail maintenance SLAH jo ined the San Diego River Park Foundation once again in May and June during the Clean and G reen River Clean Up days Approximately 35 SLAH volunteers gathered to help create a healt hier, cleaner and safer San Diego River Park system by removing garbage and debris from id entified sites along the San Diego River In March, I Love a Clean San Diego and the San D iego River Park Foundation partnered to provide the third annual River Kids Discovery Days Six SLAH volunteers participated in the free event, which provides river education and s ervice events to teach more than 600 children and families about protecting the Earth's na tural resources Sharp Humanitarian Service Program In FY 2017, the Sharp Humanitarian Ser vice Program funded more than 60 Sharp employees in programs that provided health care or other supportive services to underserved or adversely affected populations in Mexico, Guat emala, the Philippines, Vietnam, Peru, Armenia and other countries throughout the world I n April, Sharp team members traveled to San Quintin, Baja California, as part of the VIIDA I (Viajes Interinstitucional de Integracion Docente, Asistencial y de Investigacion) progr am VIIDAI is an international public health field experience that integrates students and faculty from three participat</p>

990 Schedule O, Supplemental Information

Return Reference	Explanation
FORM 990, PART III, LINE 4A COMMUNITY BENEFITS PLAN AND REPORT	<p>ing universities - SDSU, UC San Diego and the Universidad Autonoma de Baja California - to promote health and provide services to underserved populations while increasing cultural awareness. Held at a local elementary school, the weeklong program provided more than 100 community members with clinical, dental and psychological services. In addition, participants trained 12 teachers to deliver a hygiene curriculum that encourages proper handwashing behaviors among the school's nearly 300 students, who frequently contract parasitic infections due to poor hygiene practices. Sharp team members also volunteered in Guatemala in May as part of a medical mission trip with Friends with Purpose, a nonprofit organization dedicated to providing medical care and community development in underserved communities around the world. The team of surgeons, registered nurses, anesthesia providers and other volunteers traveled to the city of Patzun, where they performed 43 surgeries on local patients, including gallbladder removals, hernia repairs and the removal of cysts. CHOICE Humanitarian and the doTERRA Healing Hands Foundation are dedicated to eliminating poverty and empowering impoverished communities with the tools they need to become self-reliant. For one week in February, a Sharp team member joined these organizations on a mission to the Alta Verapaz region of Guatemala. The mission team of 20, including a dietitian, an emergency medical technician, and a research scientist, built vented stoves for more than 40 families to help prevent respiratory problems associated with open-fire cooking techniques as well as dug post holes for fencing to surround sustainable farm land. The team also partnered with Days for Girls - a nonprofit organization committed to feminine hygiene access and education for females throughout the world - to provide personal hygiene training and education for local women and girls, including the provision of reusable feminine hygiene kits. The Alegado Foundation is a San Diego-based medical mission organization determined to help children, the sick and the aged through the provision of medical services, and donations of medical supplies, children's books, toys and sports equipment. In March, a Sharp team member joined the Alegado Foundation on a medical mission to the southern Philippines. Alongside local doctors, nurses, dentists, elementary school teachers and Philippine military personnel, the team provided free medicine, medical consultations, dental services and minor surgical procedures to approximately 275 patients over a two-day period. The team also fed and read to local children and provided free haircuts for youth and senior citizens.</p>

990 Schedule O, Supplemental Information

Return Reference	Explanation
FORM 990, PART III, LINE 4A COMMUNITY BENEFITS PLAN AND REPORT	<p>Random Acts of Kindness Life (RAKlife) is a nonprofit organization dedicated to developing a global culture that incorporates random acts of kindness into daily life to help those less fortunate around the world. For 10 days in April, a Sharp team member participated in a RAKlife trip to the Mai Chau District in Northwestern Vietnam, where the team built a small house and a clean water basin for a local family. In February, another Sharp team member visited Vietnam for two weeks through Prisoners of Hope, a ministry offered through the Rock Church Global Outreach program. The mission team provided a variety of medical and optometry services for approximately 1,190 medical patients and 800 optometry patients, including prisoners, orphans, the disabled, and those living in poverty. Since 1934, Liga International (The Flying Doctors of Mercy) has provided free health care and education to the people of the Mexican state of Sinaloa. In March and April, a Sharp nurse traveled to the city of El Fuerte, Sinaloa, to assist with admitting, operating and recovery for approximately 30 local patient surgeries. In May, a Sharp nurse participated in a 10-day mission trip to Lima, Peru, through CardioStart International - a global volunteer organization that brings specialized cardiac care teams to underserved regions. The team, which included a cardiac surgeon, anesthesiologist, cardiologist, respiratory therapist, nurses and support staff, performed surgery for eight children with congenital heart defects as well as provided advanced cardiac education to help local medical teams improve surgical outcomes and patient care. Also in May, a Sharp team member helped co-lead a team of eight PLNU students on a mission trip to Armenia with LoveWorks, a short-term mission program committed to sending well-trained, culturally sensitive and flexible teams of student missionaries to serve in challenging and remote areas of the world. The team provided numerous services to Armenian families, including donating clothing to the impoverished, repainting local schools, helping a local church move to a larger facility, and encouraging local churches in their ministry to women, children and teens. Community Walks Heart disease is the leading cause of death in the U.S. For the past 21 years, Sharp has proudly supported the AHA's annual San Diego Heart & Stroke Walk, which promotes physical activity to build healthier lives, free of cardiovascular diseases and stroke. In September 2017, approximately 960 walkers represented Sharp at the 2017 San Diego Heart & Stroke Walk held at Balboa Park. More than 120 teams, representing entities across the Sharp system, raised funds for the walk through numerous activities, such as auctions, drawings for prizes and a karaoke competition. Sharp has maintained its position as the No. 1 team in San Diego for the past 21 years and was the No. 2 team in the AHA Western States Affiliate for the third year in a row, raising more than \$217,700 and</p>

990 Schedule O, Supplemental Information

Return Reference	Explanation
FORM 990, PART III, LINE 4A COMMUNITY BENEFITS PLAN AND REPORT	<p>setting a SHC fundraising record To date, Sharp has raised more than \$3 million through its San Diego Heart & Stroke Walk fundraising efforts Sharp Volunteers Volunteers are a critical component of Sharp's dedication to the San Diego community and help make a difference in the lives of others Sharp provides many volunteer opportunities for individuals to assist with a wide variety of programs, events and initiatives across the Sharp system Volunteers of all ages and skill level devote their time and compassion to patients within Sharp's hospitals, community events for the general public, and activities supporting Sharp's various foundations On average, more than 1,780 individuals actively volunteered at Sharp each month in FY 2017, contributing a total of nearly 253,900 hours of service to Sharp and its initiatives This included more than 1,900 auxiliary members and thousands of individual volunteers from the San Diego community, including volunteers for Sharp's foundations Nearly 13,800 volunteer hours were dedicated to activities such as delivering meals to homebound seniors and assisting with health fairs and events Table 2 details the average number of active volunteers per month as well as the total number of volunteer service hours provided to each Sharp entity, specifically for patient and community support Table 2 Sharp HealthCare Volunteers and Volunteer Hours - FY 2017 Sharp Chula Vista Medical Center Average Active Volunteers per Month - 373, Total Volunteer Hours - 47,967 Sharp Coronado Hospital and Healthcare Center Average Active Volunteers per Month - 67, Total Volunteer Hours - 9,679 Sharp Grossmont Hospital Average Active Volunteers per Month - 617, Total Volunteer Hours - 101,261 Sharp HospiceCare Average Active Volunteers per Month - 70, Total Volunteer Hours - 7,446 Sharp Metropolitan Medical Campus Average Active Volunteers per Month - 628, Total Volunteer Hours - 82,893 TOTAL Average Active Volunteers per Month - 1,755, Total Volunteer Hours - 249,246 Volunteers supported Sharp's foundations - including the Sharp HealthCare Foundation, Grossmont Hospital Foundation and Coronado Hospital Foundation - through assistance with various events, such as annual golf tournaments and galas In addition, Sharp offers a systemwide Junior Volunteer Program for high school students interested in giving back to their communities and exploring future health care careers Program requirements vary, however all require a high grade point average and a long-term commitment of at least 100 hours The Junior Volunteer Program supports workforce development by introducing the students to careers in health care, including clinical and ancillary support services The junior volunteers enhance patient-centered care through hospitality, such as greeting and escorting patients and families, answering questions, and creating a welcoming and relaxing environment for guests Through volunteering in the gift shops and thrift store, they</p>

990 Schedule O, Supplemental Information

Return Reference	Explanation
FORM 990, PART III, LINE 4A COMMUNITY BENEFITS PLAN AND REPORT	<p>learn about merchandising, fundraising and retail sales. On the inpatient units, they are exposed to clinical experiences that provide a glimpse into future careers. Junior volunteers also have the opportunity to help raise funds for hospital programs and provide clerical support to hospital departments. In FY 2017, nearly 510 high school students contributed more than 53,600 hours to the Junior Volunteer Program. This included 74 junior volunteers who provided approximately 4,400 hours of service at SMH and SMBHWN, 160 junior volunteers who dedicated more than 17,500 hours of service at SCVMC, and 275 junior volunteers who contributed more than 31,700 hours of service at SGH. Volunteers on Sharp's various entity boards provide program oversight, administration and decision-making regarding financial resources. In FY 2017, nearly 130 volunteers contributed their time to Sharp's boards. Sharp employees also donate time as volunteers for the Sharp organization, including service on the Cabrillo Credit Union Sharp Division Board, Sharp and Children's MRI Board, Grossmont Imaging LLC Board, and Sharp and UC San Diego Health's Joint Venture Board, which oversees the operations of their joint Liver Transplantation and Bone Marrow Transplant Programs. This section describes the achievements of various Sharp volunteer programs in FY 2017.</p> <p>Sharp HospiceCare Volunteer Programs Sharp HospiceCare offered various volunteer training opportunities in FY 2017, providing valuable knowledge and experience to volunteers who are often working towards a career in the medical field. Volunteers supported Sharp Hospice Care and those it serves by providing companionship to those near the end of life, support for families and caregivers, and help with community outreach. Approximately 50 new hospice volunteers were trained in FY 2017. Volunteers completed an extensive 24-hour training program to confirm their understanding of and commitment to hospice care prior to beginning their volunteer activities. In addition, seven teenagers participated in Sharp HospiceCare's Teen Volunteer program. In this program, teens completed special projects in Sharp HospiceCare administration, as well as assisted with patients at Sharp HospiceCare's LakeView, ParkView and BonitaView hospice homes. Tasks included grooming and hygiene activities, and simple acts of kindness such as sitting with patients, listening to their stories and holding their hand. Further, seven premedical students from SDSU, UC San Diego and CSUSM volunteered time by supporting family caregivers in private homes.</p>

990 Schedule O, Supplemental Information

Return Reference	Explanation
FORM 990, PART III, LINE 4A COMMUNITY BENEFITS PLAN AND REPORT	<p>Sharp HospiceCare continued to provide the 11th Hour program to ensure that no patient die d alone Through the program, volunteers accompanied patients who were in their final mome nts of life but did not have family members present This included holding the patient's h and, reading softly to them and simply remaining by their side Families who were present with their dying loved one could also receive comfort from a volunteer as their loved one passed away Ten volunteers were trained through the 11th Hour program in FY 2017 In FY 2 017, Sharp HospiceCare trained 12 volunteers in integrative therapies to promote relaxatio n and restful sleep and enhance the quality of life for Sharp HospiceCare patients and the ir caregivers Integrative therapies included Healing Touch, a gentle energy therapy that uses the hands to help manage physical, emotional or spiritual pain, Reiki, a Japanese ene rgy healing therapy in which practitioners use their hands on or above the patient's body to facilitate the healing process, aromatherapy, and hand massage Volunteers help support Sharp HospiceCare's partnership with We Honor Veterans (WHV) WHV is a national program d eveloped by the National Hospice and Palliative Care Organization in collaboration with th e VA to empower hospice professionals to meet the unique end-of-life needs of veterans and their families As a WHV partner, Sharp HospiceCare is equipped to provide education and training that qualifies their volunteers to identify and support veteran patients and thei r caregivers This includes the Vet-to-Vet Volunteer program, which aims to pair volunteer s who have military experience with veteran patients, as well as honors veteran patients t hrough special pinning ceremonies In FY 2017, Sharp HospiceCare held two pinning ceremoni es during which volunteers presented a WHV pin and a certificate of appreciation to approx imately 90 Sharp HospiceCare veteran patients as well as more than 50 veteran community me mbers Sharp HospiceCare continued to offer the Memory Bear program to support community m embers who have lost a loved one Through the program, volunteers created teddy bears out of the garments of those who have passed on, which served as special keepsakes and permane nt reminders of the grieving individual's loved one In FY 2017, volunteers dedicated near ly 2,700 hours to sewing more than 670 bears for approximately 240 families Sharp Hospice Care recognizes the valuable impact that volunteers have on the experience of its patients , family and caregivers In light of this recognition, Sharp HospiceCare offered a monthly continuing education support group to enhance the skills of its volunteers In addition, Sharp HospiceCare honored its volunteers during National Volunteer Week in April, and Nati onal Hospice and Palliative Care Month in November Sharp Metropolitan Medical Campus (SMH , SMBHWN, SMV, SMC) Volunteer Programs Through the Community Care Partner (CCP) program at SMH, hospital volunteers are</p>

990 Schedule O, Supplemental Information

Return Reference	Explanation
FORM 990, PART III, LINE 4A COMMUNITY BENEFITS PLAN AND REPORT	<p>hand-selected and trained to serve and comfort patients without family or friends present during their hospital stay. Activities may include reading, writing letters, taking walks, playing games, or simply comforting patients through conversation. In addition, CCP volunteers help keep patients safe by notifying medical staff when needs arise - a task that is usually performed by a family member or friend but often overlooked for patients who lack a companion. In FY 2017, 9 CCP volunteers devoted nearly 600 hours to approximately 460 patient visits. The Cushman Wellness Center Community Health Library and SMH Volunteer Department continued to offer the Health Information Ambassador program in FY 2017. Serving SMH, the SMH Rehabilitation Center and SMBHWN's perinatal special care unit, the program brings the library's services directly to patients and family members and empowers them to become involved in their own health care. Through the program, hospital volunteers receive specialized training to become Health Information Ambassadors, who offer to bring patients and family members additional resources on their diagnosis during their hospital stay. Information requests are brought to the consumer health librarian who then prints consumer-oriented information from high-quality websites, and returns the information back to the patients and families through the Health Information Ambassadors. Patients and family members are also provided with access to an online database of reliable health information as well as the opportunity to keep in touch with the library to ensure they continue to receive quality health information at home. In FY 2017, the Health Information Ambassadors visited more than 2,400 patient rooms and filled over 500 information requests. Established in 2007, the Arts for Healing program at SMMC uses art and music to reduce feelings of fear, stress, pain and isolation among patients facing significant medical challenges and their loved ones. The program brings a variety of activities to patients at their bedside - including painting, beading, creative writing, card-making, seasonal crafts, scrapbooking, quilting, music and drumming - to help improve emotional and spiritual health, and promote a faster recovery. The program also engages visitors and members of the community during hospital and community events. Funded completely by donations, Arts for Healing is led by Sharp's Spiritual Care Department and is implemented with help from licensed music and therapists as well as a team of trained volunteers. At SMH, Arts for Healing typically serves patients who are receiving cancer treatment, recovering from surgery or stroke, awaiting organ transplantation, receiving palliative care, or facing life with newly acquired disabilities following catastrophic events. At SMBHWN, Arts for Healing supports mothers with high-risk pregnancies who are susceptible to stress and loneliness during extended hospital stays prior to childbirth. Mus</p>

990 Schedule O, Supplemental Information

Return Reference	Explanation
FORM 990, PART III, LINE 4A COMMUNITY BENEFITS PLAN AND REPORT	<p>ic therapy is also provided in the NICU to promote development in premature babies. At SMV and SMC, Arts for Healing offers several art and music therapy groups, including groups for patients recovering from drug addiction, adolescents and adults receiving treatment for mood and anxiety disorders, and older adults receiving treatment for dementia and depression. In collaboration with SMMC's social workers and palliative care nurses, in FY 2017 Arts for Healing facilitated the donation of more than 300 blankets and quilts to patients receiving end-of-life care at SMH. Twelve of the blankets were knitted and crocheted by patients at the SMV East County Outpatient Programs site, an activity that was also designed to reduce anxiety and depression among the patients crafting the blankets. Throughout the year, Arts for Healing led art and music activities for hundreds of patients and community members in recognition of various holidays and Sharp events, including Saturday with Santa, a public event hosted each December by the SMH Auxiliary, Valentine's Day, National Hospital Week in May, Cancer Awareness Week in June, Sharp's annual Women's Health Conference, and Sharp's annual Disaster Preparedness Expo. In FY 2017, 44 volunteers, including students from various colleges and universities, facilitated art activities for patients and their loved ones through Arts for Healing. Since its launch, the program has provided more than 6,300 one-on-one music therapy sessions and over 2,100 group music and art therapy sessions. In addition, Arts for Healing volunteers have knit 530 baby items for expectant mothers, created approximately 50,000 pieces of art, and enriched more than 55,700 patients, guests and staff through musical performances. In total, more than 117,600 patients, guests and staff have benefitted from the time and talent provided by the Arts for Healing program. Other Sharp Community Efforts In FY 2017, Sharp engaged in a variety of community service projects to improve the well-being of community members throughout San Diego. Below are just a few examples of these efforts.</p>

990 Schedule O, Supplemental Information

Return Reference	Explanation
FORM 990, PART III, LINE 4A COMMUNITY BENEFITS PLAN AND REPORT	<p>According to the January 2017 WeAllCount Annual Report, there were 9,116 individuals experiencing homelessness in SDC, which represents an increase of 5 percent region-wide from 2016. Since 2011, Sharp has sponsored the Downtown San Diego Partnership's Family Reunification Program, which serves to reduce the number of homeless individuals on the streets of Downtown San Diego. Through the program, homeless outreach coordinators from the Downtown San Diego Partnership's Clean & Safe Program identify homeless individuals who will be best served by traveling back home to loved ones. Family and friends are contacted to ensure that the individuals have a place to stay and the support they need to get back on their feet. Once confirmed, the outreach team provides the transportation needed to reconnect with their support system. With Sharp's help, the Family Reunification Program has reunited more than 1,000 homeless individuals in Downtown San Diego with friends and family across the nation. Diapers are expensive - a month's supply can cost up to \$100 per child - and cannot be purchased with CalFresh or Women, Infants, and Children (WIC) benefits. As a result, parents with limited economic resources may change diapers less frequently than recommended and unintentionally place their infant at risk. In FY 2017, Sharp worked with Assemblywoman Lorena Gonzalez, SDG&E and hundreds of organizations and citizens across San Diego to help struggling families cope with a serious challenge - the cost of diapers - by donating diapers to the Food Bank's new Diaper Bank Program. The Diaper Drive, hosted by SDG&E, netted more than 27,000 diapers for families in need, nearly tripling the goal of 10,000 diapers. Sharp employees showed their support for this cause by donating more than 6,500 diapers. The SGH Engineering Department led a variety of volunteer initiatives in FY 2017. The team continued This Bud's for You, a special program that delivers hand-picked flowers from the campus' abundant gardens to unsuspecting visitors, patients and staff. Through the program, the SGH landscape team grows, cuts, bundles and delivers colorful bouquets to patient rooms as well as offers single-stem roses in a small bud vase to passers-by. In FY 2017, the team delivered three to four vases of flowers with an inspirational quote each week, with as many as eight vases or more during peak flower season and upon additional requests. In addition, nearly 40 vases of flowers were delivered to new mothers in the hospital on Mother's Day. This Bud's for You also supports the SGH Senior Resource Center and Meals on Wheels partnership by providing floral centerpieces for their fundraising events to benefit East County seniors, as well as offers roses for SGH's annual patient remembrance service. Now in its seventh year, the program has become a natural part of the landscape team's day - an act that is simply part of what they do to enhance the experience of hospital visitors. The SGH Engineering Department</p>

990 Schedule O, Supplemental Information

Return Reference	Explanation
FORM 990, PART III, LINE 4A COMMUNITY BENEFITS PLAN AND REPORT	<p>ment further extends the spirit of caring through the creation of Cheers Bouquets for patients or visitors that appear to need encouragement or cheer, as well as to recognize patient birthdays, anniversaries and other special moments. With help from Sodexo - the hospital's food service, housekeeping and engineering vendor - a bouquet is quickly assembled (with balloons, ribbon, a Sodexo Care Bear and/or football) and delivered to the individual. In FY 2017, the team assembled up to 10 Cheers Bouquets per month, including bouquets for more than 40 new fathers on Father's Day weekend. For the past seven years, the SGH Engineering Department, landscape team and Auxiliary have collaborated with local businesses to bring The Shirt Off Our Backs Program to community members in need during the holidays. Through the program, volunteers collect and donate a variety of items to help meet the basic needs of homeless or low-income children and adults. In FY 2017, volunteers filled two trucks with donated food and other essential items, including 200 handmade sandwiches and 100 water bottles as well as clothing, socks, shoes, hygiene kits, toys, towels, blankets, pet food and other household items. The SGH landscape team created the award-winning Heart 2 Heart project through which the team places heart-shaped stones etched with reflections around the hospital campus for patients, visitors and staff to search for and reflect upon. The team also installed other various heart shapes made out of flagstone or cobble on planters and stone areas of the campus to encourage walking and engage campus walkers in its scenery. The Heart 2 Heart project earned the team the 2016 Spirit of Sodexo Award for North America after competing against 1,100 nominations from across all Sodexo business units in the U.S. and Canada. As a Gold Level finalist - the company's highest honor - the SGH landscape team demonstrates Sodexo's commitment to clients and customers as the heart of business. The SGH Engineering Department also participated in the Food Bank's Food 4 Kids Backpack program in FY 2017. The program provides weekend food packages to chronically hungry elementary school students from low-income households who are at risk of hunger over the weekend when free school meals are unavailable. Food 4 Kids strives to improve school performance and health by alleviating hunger. The program also provides information to parents about available local community services. Each week between January and April 2017, the SGH Engineering Department filled approximately 20 backpacks with roughly 250 pounds of food to ensure hungry students had access to food through the weekend. Since 2014, SGH nurses have organized an annual backpack drive in collaboration with Christie's Place - a non-profit organization that supports women, children and families affected by human immunodeficiency virus/AIDS - to prepare children and teens for academic success. Team members from a variety of departments help</p>

990 Schedule O, Supplemental Information

Return Reference	Explanation
FORM 990, PART III, LINE 4A COMMUNITY BENEFITS PLAN AND REPORT	<p>provide a backpack with school supplies, including personal notes wishing the students all the best for the coming school year. Each year, the team distributes more than 250 backpacks to youth during a back-to-school party in Balboa Park. Similarly, the Labor and Delivery Department at SMBHWN is committed to the fight against hunger through participation in the International Relief Team's (IRT) Feeding San Diego's Kids project. Based in San Diego, IRT is a relief organization providing worldwide support that combines both short-term relief efforts and long-term programs to save and change lives. Through Feeding San Diego's Kids, nutritious food is provided to children in the Linda Vista Elementary School nutrition club, a group specifically for children who have been identified as homeless by the school nurse. Every week during the school year, labor and delivery team members fill backpacks with nonperishable, nutritious food that can feed a family of four over the weekend. The backpacks are also filled with nutrition-related prizes to encourage students and families to learn and participate in their own nutrition as well as with occasional holiday-related gifts. Approximately 25 elementary school children and their families are helped through the program each year. Since the start of the program in May 2013, the team has filled 5,500 backpacks with approximately 132,000 meals. For more than 30 years, SGH has provided its annual Santa's Korner giving event to provide for those in need during the holidays. Through this effort, various hospital departments adopt a family - who has been vetted and referred by local service agencies - and dedicate personal time to making the holidays the best they can be for each family. Special holiday gifts, including grocery gift cards, clothing, toiletries, household items, movie tickets, bicycles, children's toys and a holiday meal, are purchased for the families by hospital staff using primarily their personal resources and through occasional fundraisers. Santa's Korner served 33 families - equivalent to 118 individuals - during the 2016 holiday season. For the past three years, SCVMC has supported Operation Gobble Thanksgiving Turkey Distribution, an event started by Assemblywoman Lorena Gonzalez. In 2016, Operation Gobble provided Thanksgiving turkeys to 30 patients from the Barnhart Cancer Center's Medical and Radiation oncology departments.</p>

990 Schedule O, Supplemental Information

Return Reference	Explanation
FORM 990, PART III, LINE 4A COMMUNITY BENEFITS PLAN AND REPORT	<p>In addition, in December, SCVMC partnered with a Chula Vista chapter of Optimist International for a Holiday Bike Giveaway. Optimist International is a worldwide volunteer organization that helps develop children to their full potential. The Holiday Bike Giveaway program helped provide bicycles to nine children of cancer patients as Christmas gifts.</p> <p>All Ways Green Initiative: As San Diego's largest private employer and leading health care provider, Sharp has long been committed to improving the health of the environment and therefore the communities it serves. Sharp recognizes the connection between a healthy environment and individual health and well-being, and is dedicated to minimizing adverse environmental impacts by creating healthy green practices for employees, physicians and patients. Sharp promotes a culture of environmental responsibility through education, outreach, and collaboration with San Diego's Earth-friendly businesses to help identify best practices, reduce the costs of green practices, and facilitate the implementation of sustainable initiatives. Sharp's Environmental Policy serves to guide the organization in identifying and implementing green practices within the health care system. Through the All Ways Green(tm) initiative, Sharp maintains an environmentally conscious footprint and communicates sustainability throughout the organization and the San Diego community. Sharp's systemwide All Ways Green Committee is responsible for spearheading the organization's green efforts. Sharp's active environmental initiatives are concentrated in five domains: (1) energy efficiency, (2) water conservation, (3) waste minimization, (4), commuter solutions, and (5) sustainable food practices. Specialized committees/subcommittees are responsible for each of these domains (see Table 3), while established Green Teams at each Sharp entity are responsible for developing new programs that educate and motivate Sharp employees to conserve natural resources and reduce, reuse and recycle.</p> <p>Table 3 All Ways Green(tm) Committees/Subcommittees and Domains</p> <p>Natural Resource Subcommittee- Energy efficiency and water conservation Waste Minimization Committee - Waste minimization Food and Nutrition Best Health Committee - Sustainable food practices Commuter Solutions Subcommittee - Commuter solutions</p> <p>To monitor progress and measure tangible results, All Ways Green(tm) utilizes a customized report card, which evaluates each domain's annual performance against a baseline. The report card is designed to show where the desired results have been achieved and where improvements are still needed. Entity Green Teams utilize the report card to communicate the initiative results to all staff and to establish more effective sustainability practices. Sharp's goals and accomplishments within each All Ways Green committee/subcommittee and domain are described below.</p> <p>Natural Resource Conservation: According to the EPA, health care ranks as the country's second most energy intensive.</p>

990 Schedule O, Supplemental Information

Return Reference	Explanation
FORM 990, PART III, LINE 4A COMMUNITY BENEFITS PLAN AND REPORT	<p>nsive industry, and hospital water use constitutes seven percent of the total water used i n commercial and institutional buildings in the U S Sharp's goal is to optimize the use o f electricity, gas and water across its facilities, identify and evaluate opportunities fo r improvement, implement initiatives in the most cost-effective manner, and track progress The EPA states that 30 percent of the health care sector's current energy use could be r educed without sacrificing quality of care through a shift toward energy efficiency and us e of renewable energy sources Sharp's Natural Resource Subcommittee has responded to this challenge by implementing numerous energy and water conservation initiatives, including i nfrastructure changes and adopting best practices to ensure its facilities are optimally o perated while monitoring and measuring energy and water consumption The Natural Resource Subcommittee also educates employees about the energy-conscious behaviors that can be prac ticed in the workplace and at home to promote continuous energy and water savings In FY 2 017, Sharp extended its commitment to environmental best practices in information technolo gy New software was installed on 10 data center air conditioner units, resulting in more efficient cooling of the data center and a 16 percent decrease in power usage for these de vices New virtual environments replaced more than 150 devices in the data center, further reducing power and cooling needs for the building In 2015, Sharp implemented TSO Logic s oftware, which identifies opportunities for replacing inefficient, energy-consuming hardwa re with energy-efficient hardware in Sharp's centralized data center This innovative syst em also identifies underutilized hardware, which can be permanently shut down or be acquie sced during periods of non-utilization With this software, Sharp could conservatively red uce hardware electrical consumption by more than five percent each year In 2013, Sharp be came the first health care system in San Diego to implement a computer management program, which enables computers and monitors to go into a low-power sleep mode after a period of inactivity Since its implementation, the program has been installed on over 17,000 comput ers and has resulted in annual energy savings in excess of 1 6 million kilowatt-hours (kWh) The initiative earned Sharp a Certificate of Recognition from the EPA, which recognizes organizations' achievements in energy conservation and efficiency Since April 2016, the SGH campus has been virtually removed from the electrical grid due to the completion of th e new state-of-the-art Central Energy Plant (CEP), which now supplies the campus with its own generated energy Named the Brady Family Cogen, the focus of the CEP is a new 52-ton, 4 4 megawatt combustion turbine generator, which generates enough electricity to meet up t o 95 percent of the hospital's needs and reduces greenhouse gases by up to 90 percent In addition to providing electric</p>

990 Schedule O, Supplemental Information

Return Reference	Explanation
FORM 990, PART III, LINE 4A COMMUNITY BENEFITS PLAN AND REPORT	<p>al power, the CEP converts heat to steam to operate medical equipment, space heating and a ir conditioning It also provides hot and cold water to the hospital The new CEP fully co mplies with state and local standards for air emissions During California's five-year dro ught, Sharp adopted a focused water conservation program at all sites Although the drought t restrictions were officially lifted in 2017, Sharp remains dedicated to being water-wise In alignment with this commitment, Sharp partners with Emerald Textiles for its laundry and linen services The company operates a state-of-the-art plant that is efficiently desi gned to reduce utility consumption and preserve natural resources Each year, Emerald Text iles saves an estimated 40 million gallons of water (50 percent of total usage) through it s water filtration system, more than 71,000 kWh of electricity through the use of energy-e fficient lighting, and over 700,000 therms of gas due to the use of energy-efficient laund ry equipment Additional water conservation initiatives at Sharp are outlined in Table 4 In May 2017, Sharp was named San Diego's Grand Energy Champion by SDG&E in recognition of its continuous commitment to implementing energy efficiency measures The award specifical ly noted the particular challenges faced by a health care organization trying to save ener gy, given the need to maintain a comfortable, clean and safe environment for patients, vis itors and staff 24 hours a day, seven days a week Promoting its partnership with SDG&E, s ince 2016, Sharp has participated in the San Diego Regional Healthcare Sustainability Coll aborative Led by SDG&E and Cleantech San Diego, this initiative presents a platform for S an Diego health care providers to advance energy conservation practices through best pract ice sharing and new technology validation as they pursue the next wave of sustainability i nitiatives This collaborative enables sustainability, energy, facilities and operations h ealth care leaders across SDC to share recent project successes, best practices and findin gs from new technology pilot evaluations In addition, SDG&E's staff participates in Sharp 's Natural Resource Subcommittee to help Sharp identify energy savings initiatives and ass ociated rebates and incentives to reduce the overall costs of energy savings projects To demonstrate its ongoing commitment to reducing energy consumption on a national level, in FY 2017 Sharp joined Practice Greenhealth's Healthier Hospitals Lean Energy Challenge - an initiative that provides support and guidance for hospitals that aspire to reduce energy consumption, increase energy efficiency, and save significantly on energy costs</p>

990 Schedule O, Supplemental Information

Return Reference	Explanation
FORM 990, PART III, LINE 4A COMMUNITY BENEFITS PLAN AND REPORT	<p>All Sharp hospitals engage in the EPA's ES database and monitor their ES scores on a monthly basis, thus following an international standard for energy efficiency created by the EPA. Buildings that are certified by ES must earn a 75 or higher on the EPA's energy performance scale, indicating that the building performs better than at least 75 percent of similar buildings nationwide without sacrifices in comfort or quality. According to the EPA, buildings that qualify for the ES typically use 35 percent or less energy than buildings of similar size and function. As a result of Sharp's commitment to superior energy performance and responsible use of natural resources, SCHHC and SCVMC received the ES certification in 2017 (SCHHC first earned the ES certification in 2007, and then again each year from 2010 through 2013, while SCVMC received ES certification from 2009 to 2011, 2013 and 2015). In addition, Sharp's SRSMG Downtown medical office building meets Leadership in Energy and Environmental Design (LEED) silver certification specifications, one of the first medical office buildings in San Diego of its kind. Additional energy conservation initiatives at Sharp are outlined in Table 4.</p> <p>Table 4: Natural Resource Projects by Sharp</p> <p>HealthCare Entity Establish Energy and Water Use Baseline - SCHHC, SCVMC, SGH, System Offices, SHP, SMH/SMBHWN, SMV/SMC, SRSMG ES Participation - SCHHC, SCVMC, SGH, SMH/SMBHWN, SMV/SMC Air Handler Projects - SCHHC, SMH/SMBHWN Cogeneration Plant - SGH Drip Irrigation/ Landscape Water Reduction Systems - SCHHC, SCVMC, SGH, System Offices, SHP, SMH/SMBHWN, SMV/SMC, SRSMG Drought-tolerant Landscaping - SCHHC, SCVMC, SGH, System Offices, SHP, SMH/SMBHWN, SMV/SMC, SRSMG Electric Vehicle Charging Stations - SCVMC, System Offices, SMH/SMBHWN, SRSMG Electronic/Low-flow Faucets - SCHHC, SCVMC, SGH, System Offices, SHP, SMH/SMBHWN, SMV/SMC, SRSMG Energy-efficient Kitchen/Cafe Appliances - SCHHC, SCVMC, SGH, System Offices, SMH/SMBHWN Energy-efficient Chillers/ Motors - SCHHC, SCVMC, System Offices, SMH/SMBHWN Faucets and Toilet Retrofits - SCHHC, SCVMC, SGH, System Offices, SHP, SMH/SMBHWN, SMV/SMC, SRSMG Heating, Ventilation and Air Conditioning projects - SCHHC, SCVMC, SGH, System Offices, SHP, SMH/SMBHWN, SMV/SMC, SRSMG Natural Resource Project - SCHHC, SCVMC, SGH, System Offices, SHP, SMH/SMBHWN, SMV/SMC, SRSMG Light-emitting Diode (LED) - SCHHC, SCVMC, SGH, System Offices, SHP, SMH/SMBHWN, SMV/SMC, SRSMG Lighting Occupancy Sensors - SCHHC, SCVMC, SGH, System Offices, SHP, SMH/SMBHWN, SMV/SMC, SRSMG Lighting Retrofits - SCVMC, SGH, System Offices, SHP, SMH/SMBHWN, SMV/SMC, SRSMG Mist Eliminators - SCHHC, SCVMC, SGH, System Offices, SHP, SMH/SMBHWN, SMV/SMC, SRSMG Moisture-sensitive Sprinkler Controls - SCHHC, SGH, SMH/SMBHWN Plumbing Projects to Address Water Leaks - SCHHC, SCVMC, SGH, System Offices, SHP, SMH/SMBHWN, SMV/SMC, SRSMG Thermostat Control Software - System Services Water Dispensers to Replace Water Bottles - SCHHC, SCVMC</p>

990 Schedule O, Supplemental Information

Return Reference	Explanation
FORM 990, PART III, LINE 4A COMMUNITY BENEFITS PLAN AND REPORT	<p>, SGH, System Offices, SHP, SMH/SMBHWN, SMV/SMC, SRSMG Water-efficient Dishwashing/ Equipment Washing/ Chemical Dispensing System - SCHHC, SCVMC, SGH, SMH/SMBHWN Waste Minimization U S hospitals generate an average of 26 pounds of waste per staffed bed each day, approximately 15 percent of which is considered hazardous material Sharp is committed to significantly reducing waste at each entity and extending the lifespan of local landfills Sharp's Waste Minimization Committee provides oversight of systemwide waste minimization initiatives including proper waste segregation and enhancing recycling efforts Sharp made the following achievements in waste minimization in FY 2017</p> <ul style="list-style-type: none"> * Sharp increased purchases of 100 percent recycled goods at all sites * Sharp proactively recycled more than 350 tons of construction debris from its two major building projects at SCVMC and SRSMG Rancho Bernardo * SGH and SCVMC implemented green waste recycling through which they generated more than 125,000 pounds of green waste that is essential to prolonging the life of the landfill * Sharp's single-waste stream recycling program diverted more than 2.5 million pounds of trash from the landfill, including non-confidential paper, cardboard, exam table paper, plastic, aluminum cans and glass containers * Sharp collected, reprocessed and sterilized 127,000 pounds of surgical instruments for further use * Sharp donated nearly 14,000 pounds of old computer equipment through the Technology Training Foundation of America * Sharp diverted nearly 153,000 pounds of plastic and cardboard from the landfill through the use of reusable sharps containers * Sharp recycled more than 14,000 pounds of blue wrap and disposable privacy curtains (surgical blue wrap is recycled at all hospital sites while SCVMC recycles disposable privacy curtains) <p>Sharp was named the 2017 Outstanding Recycling Program by CRRA - California's statewide recycling association - for its innovative waste minimization initiatives In addition, the City of San Diego's Environmental Services Department named Sharp as one of the Recyclers of the Year in its 2016 Waste Reduction and Recycling Awards Program Sharp was an early adopter in its commitment to waste diversion, and now diverts more than 40 percent of waste through recycling, donating, composting, reprocessing, and reusing programs Sharp's waste minimization efforts have resulted in more than 5,000 tons of waste diverted from the landfill See Table 5 for waste diversion rates and Table 6 for specific waste minimization efforts at Sharp in FY 2017</p> <p>Table 5 Sharp HealthCare Waste Diversion - FY 2017- Percent Recycled Sharp Chula Vista Medical Center - 43% Sharp Coronado Hospital and Healthcare Center - 22% Sharp Grossmont Hospital - 37% Sharp Memorial Hospital and Sharp Mary Birch Hospital for Women & Newborns - 36% Sharp Mesa Vista Hospital- 52% Sharp Rees-Stealy Medical Group - 69% System Offices - 59% Total Sharp HealthCare - 43%</p> <p>Table 6 Waste Min</p>

990 Schedule O, Supplemental Information

Return Reference	Explanation
FORM 990, PART III, LINE 4A COMMUNITY BENEFITS PLAN AND REPORT	<p>imization Efforts by Sharp HealthCare Entity Establish Waste Diversion baseline - SCHHC, SCVMC, SGH, System Offices, SHP, SMH/SMBHWN, SMV/SMC, SRSMG Single-stream Recycling - SCHHC, SCVMC, SGH, System Offices, SHP, SMH/SMBHWN, SMV/SMC, SRSMG Recycled Paper - SCHHC, SCVMC, SGH, System Offices, SHP, SMH/SMBHWN, SMV/SMC, SRSMG Blue Wrap Recycling - SCHHC, SCVMC, SGH, SMH/SMBHWN, SMV/SMC, SRSMG Composting - SCVMC, SGH, SMH/SMBHWN, SMV/SMC Construction Debris Recycling - SCHHC, SCVMC, SGH, System Offices, SHP, SMH/SMBHWN, SMV/SMC, SRSMG Electronic Cafe Menus - SCHHC, SCVMC, SGH, System Offices, SMH/SMBHWN, SMV/SMC Electronic Patient Bills and Paperless Payroll - SCHHC, SCVMC, SGH, System Offices, SHP, SMH/SMBHWN, SMV/SMC, SRSMG Electronic and Pharmaceutical Waste Recycling Events - System Services Organic Waste Recycling (Green Waste)- SCVMC, SGH Recycle Bins Distribution - SCHHC, SCVMC, SGH, System Offices, SHP, SMH/SMBHWN, SMV/SMC, SRSMG Repurposing of Unused Medical Supplies and Equipment - SCHHC, SCVMC, SGH, System Offices, SMH/SMBHWN, SRSMG Reusable Sharps Containers - SCHHC, SCVMC, SGH, SMH/SMBHWN, SMV/SMC Single Serve Paper Napkins and Plastic Cutlery Dispensers - SCHHC, SCVMC, SGH, System Offices, SHP, SMH/SMBHWN, SMV/SMC, SRSMG Surgical Instrument Reprocessing - SCHHC, SCVMC, SGH, SMH/SMBHWN, SMV/SMC Replacement of Bottled Water with Spa Water - SCHHC, SCVMC, SGH, System Offices, SHP, SMH/SMBHWN, SMV/SMC, SRSMG Sustainable Food Practices Sharp believes that food is medicine and the promotion of healthy food choices is necessary to improve the health of patients, employees, and the community Sharp's commitment to healthy food and nutrition sustainability practices began over six years ago with a strategy to increase the selection of healthy food options to improve engagement In collaboration with its food service partner Sodexo, Sharp continues to be an innovator and early adopter of a variety of sustainable, healthy practices to help educate and motivate consumers and reduce its carbon footprint</p>

990 Schedule O, Supplemental Information

Return Reference	Explanation
FORM 990, PART III, LINE 4A COMMUNITY BENEFITS PLAN AND REPORT	<p>The goal of Sharp's Food and Nutrition Best Health Committee is to promote food sustainability efforts throughout the health care system and within the greater San Diego community. This includes a focus on Sharp's sustainable Mindful Food program to provide education and healthy food options designed to improve the health of Sharp's patients, staff, community and environment. Sharp's Mindful Food program includes the promotion of Meatless Mondays to reduce meat consumption, increased purchases of beef and poultry raised without the routine use of antibiotics, menus that highlight wellness options, participation in Community Supported Agriculture (CSA), a community of individuals who pledge support to a farm operation in order for it to become, either legally or spiritually, the community's farm, increased use of locally sourced fresh, organic and sustainable food, food composting, increased recycling activities, the promotion of sugarless beverages, and the use of post-consumer recycled packaging solutions. Additional sustainability initiatives implemented by Sharp are described below.</p> <p>* Since August 2016, SMH, SMV, and SGH have collaborated with the SDRM and the Food Bank in an innovative food recovery program that donates food items that can no longer be used in Sharp's kitchens but are perfectly healthy and nutritious to more than 45 hunger relief organizations in SDC. In addition, SCVMC and SCHHC recently partnered with FSD, making Sharp the first health care system in the county to donate food to San Diego's needy at such a wide-scale level. Food recovery efforts benefit the local community by ensuring access to nutritious meals for the food insecure, while also enabling Sharp to save on waste disposal costs and keep food out of landfills. In 2017, Sharp donated 18,300 pounds of food to these safety-net organizations.</p> <p>* In FY 2017, Sharp's composting programs diverted approximately 442,000 pounds of waste from landfills. SMMC was the first group of hospitals in SDC to participate in the city's food scraps composting program in 2012. In 2017, the program expanded to SCVMC with its engagement of the City of Chula Vista. Also in 2017, SGH collaborated with Resource Management Group recycling center to begin a composting program. Through these programs, food waste at these three Sharp sites is processed into a rich compost product and provided to residents at no charge for volumes of up to two cubic yards. The compost offers several benefits including improving the health and fertility of soil, reducing the need to purchase commercial fertilizers, increasing the soil's ability to retain water and helping the environment by recycling valuable organic materials. According to the City of San Diego, such waste diversion programs contribute to the extension of the landfill's lifespan from 2012 to at least 2022.</p> <p>* Launched in 2016, a soup stock program at SMH turns previously unused vegetable scraps into soup stock and sa ves, on average, 174 pounds of</p>

990 Schedule O, Supplemental Information

Return Reference	Explanation
FORM 990, PART III, LINE 4A COMMUNITY BENEFITS PLAN AND REPORT	<p>food each week. In addition, SCHHC saves an average of 45 pounds of food through its soup stock program. * In 2017, Sharp's imperfect produce program purchased more than 20,000 pounds of less-than-perfect fruits and vegetables per month that are nutrient-rich and full of flavor but would have been thrown away by Sharp's food vendors. The imperfect produce program is currently in effect at SCVMC with plans to expand across the system. * In 2017, Sharp's cooking oil recycling program collected more than 6,000 pounds of oil, which is converted into safe biodiesel oil. * SCHHC, SMH and SMV continued to operate the first county-approved hospital-based organic gardens. Produce from the gardens is used in meals served at the hospital cafes. * Sharp's waste-minded operations, including self-audit checklists, continue to help kitchen teams reduce their carbon footprint between food preparation and cleanup. In recognition of these initiatives, the San Diego Food System Alliance awarded Sharp and Sodexo an EMIES UnWasted Food Award in 2016. Named after the Bill Emerson Good Samaritan Food Donation Act, which provides protection to good faith donors, this award was created to encourage food donation to nonprofit organizations. Sharp earned the award for instituting exemplary practices around prevention/source reduction, food donation, and composting/recycling. Sharp is an active member of San Diego's Nutrition in Healthcare Leadership Team, a subcommittee of the San Diego County Childhood Obesity Initiative's health care domain. Sharp is also a participant in Practice Greenhealth's Healthier Food Challenge. As a participant, Sharp commits to reducing its purchase of meats, increasing its purchase of locally-grown food, and increasing its percentage of sustainable animal proteins. Sharp measures the impact of its food initiatives using these three indicators, the results of which are described below:</p> <ol style="list-style-type: none"> 1. Decrease in Animal Protein Purchases - In FY 2017, Sharp reduced animal protein purchases by more than 550,000 pounds. This represents a 31 percent reduction in animal protein purchases since FY 2014. 2. Increase in Locally Grown Produce - Sharp and Sodexo have made a concerted effort to increase the amount of locally grown produce to support community-based farmers and reduce the time and miles needed to receive the produce in Sharp's kitchens. In FY 2017, approximately 329,000 pounds of locally sourced produce were used in Sharp's kitchens, representing an increase of 57,000 pounds (more than 20 percent) of locally sourced produce since FY 2014. This is an area of great focus at Sharp and is expected to significantly increase in the next five years as more farmers are identified and certified to provide this safe, reliable source of naturally healthy produce. 3. Sustainable Animal Protein - In FY 2017, Sharp purchased more than 13,000 pounds of sustainable animal protein, representing a 50 percent increase from FY 2014. Sustainable animal protein includes

990 Schedule O, Supplemental Information

Return Reference	Explanation
FORM 990, PART III, LINE 4A COMMUNITY BENEFITS PLAN AND REPORT	<p>beef and cage-free chicken that is grass-fed and antibiotic and hormone free Sharp and So dexo remain committed to increasing healthy food offerings in an effort to combat obesity, improve sustainability, and ultimately change the eating habits of patients, staff and co mmunity members for the better Sharp's sustainable food initiatives are outlined in Table 7 Table 7 Sustainable Food Projects by Sharp HealthCare Entity Report Card and Indicato rs Tracking - SCHHC, SCVMC, SGH, System Offices, SHP, SMH/SMBHWN, SMV/SMC, SRSMG Food Reco very - SCHHC, SCVMC, SGH, SMH/SMBHWN, SMV/SMC, SRSMG Soup Stock - SMH/SMBHWN Imperfect Pro duce - SCVMC Composting - SCVMC, SGH, SMH/SMBHWN, SMV/SMC Oil Recycling - SCVMC, SGH, SMV/ SMC Commuter Solutions Sharp supports ride sharing, public transit programs and other tran sportation efforts to reduce transportation emissions generated by Sharp and its employees Sharp's Commuter Solutions Subcommittee continuously works to develop innovative and acc essible programs and marketing campaigns to educate employees on the benefits of ride shar ing and other alternative modes of transportation Sharp replaced higher fuel-consuming ca rgo vans with economy Ford transit vehicles, which save approximately five miles per gallo n In addition, Sharp's employee parking lots offer carpool and motorcycle parking spaces Employees can also purchase discounted monthly bus passes As part of the nationwide Elec tric Vehicle Project, Sharp installed electric vehicle chargers (EVCs) at its corporate of fice location, SCVMC, SMMC, and some SRSMG sites Sharp was the first health care system i n San Diego to offer EVCs, supporting the creation of a national infrastructure required f or the promotion of EVCs to reduce carbon emissions and dependence on petroleum Sharp wil l continue efforts to expand EVCs at its other entities The use of the EVCs has resulted in a reduction of approximately 33 tons of CO2 and 3,800 gallons of fuel in FY 2017 Sharp offers bike racks as well as a Bicycle Commuter Benefit, which gives employees who bike t o work up to \$20 per month to use toward qualified costs associated with bicycle purchase, improvement, repair and storage In addition, Sharp participates in the SANDAG Bike to Wo rk Day event every year in May During the 2017 challenge, Sharp employees were among almo st 10,000 San Diegans who opted to ride their bike to work Sharp supported community cycl ists by hosting food and beverage pit stops at various sites throughout SDC</p>

990 Schedule O, Supplemental Information

Return Reference	Explanation
FORM 990, PART III, LINE 4A COMMUNITY BENEFITS PLAN AND REPORT	<p>Sharp also encourages employees to participate in the SANDAG iCommute RideMatcher vanpool and carpool program, which can help employees find convenient ride share partners and promote sustainable commuting. Using iCommute's TripTracker, employees can monitor the cost and carbon savings resulting from their alternate commuting methods. In addition, Sharp is enrolled in SANDAG's Guaranteed Ride Home program, which provides commuters who carpool, vanpool, take an express bus, ride the Coaster, or bike to work three or more times a week with a taxi or a rental car in case of an emergency or being stranded at work. In recognition of Rideshare Month every October, Sharp participates in SANDAG's iCommute Rideshare Corporate Challenge where employees earn points for replacing their solo drive with a greener commute choice, such as biking, walking, carpooling, vanpooling and public transit. In FY 2017, 84 organizations in SDC - representing more than 200,000 employees - competed in the challenge. Sharp won the top spot in the Mega Employer category for the fourth year in a row and for the fifth time in six years. The annual challenge is instrumental in helping reduce traffic congestion and greenhouse gas emissions throughout the region. Furthering the commitment to better commuting solutions for its employees, Sharp supplies and supports the hardware and software for almost 500 employees who are able to efficiently and effectively telecommute to work. These employees work in areas that do not require an on-site presence, such as information technology support, transcription, and human resources. Sharp also provides compressed work schedule options to eligible full-time employees, which enables them to complete the basic eighty-hour biweekly work requirement in less than 10 workdays and thus reduces commute costs, lowers parking demand, and helps the environment. Sharp's ongoing efforts to promote alternative commute choices in the workplace has led to recognition as a SANDAG iCommute Diamond Award recipient consistently between 2001 and 2010, and again from 2013 through 2017. Community Education and Outreach Sharp actively educates the community about its sustainability programs. In FY 2017, Sharp participated in the following outreach activities:</p> <ul style="list-style-type: none">* Sharp published e-newsletters for employees highlighting its recycling efforts and accomplishments, as well as reminders for proper workplace recycling, carpooling, and energy and water conservation.* Sharp held its sixth annual systemwide All Ways Green(tm) Earth Week celebration, including Earth Fairs at each Sharp hospital and system office. During the fairs, employees learned how they can decrease water, energy and resource consumption, divert waste through recycling, and reduce their carbon footprint by using alternative transportation at work and home. Many of Sharp's key vendors participated in the fairs to help raise awareness of green initiatives and how Sharp is involved in those programs.* Sharp h

990 Schedule O, Supplemental Information

Return Reference	Explanation
FORM 990, PART III, LINE 4A COMMUNITY BENEFITS PLAN AND REPORT	<p>eld a community recycling event that included free e-waste recycling and confidential docu ment destruction The event also included the U S Drug Enforcement Agency's Drug Take Bac k Program, which provides a safe, convenient, and responsible method of drug disposal and educates the general public about the potential for prescription medication abuse * In re cognition of America Recycles Day, Sharp created a video for all Sharp employees to view o n the intranet The video highlights that every employee can make a difference by recyclin g as well as shows how recyclables are sorted at the local processing facility instead of being disposed of in the landfill * Sharp participates in San Diego County's Hazmat Stake holder meetings to discuss best practices for medical waste management with other hospital leaders in SDC Additional community environmental education and outreach initiatives at Sharp are highlighted in Table 8 Table 8 Environmental Community Education and Outreach by Sharp HealthCare Entity - SCHHC, SCVMC, SGH, System Offices, SHP, SMH/SMBHWN, SMV/SMC, SRSMG America Recycles Day - SCHHC, SCVMC, SGH, System Offices, SHP, SMH/SMBHWN, SMV/SMC, SRSMG Bike to Work Day - SCHHC, SCVMC, SGH, System Offices, SHP, SMH/SMBHWN, SMV/SMC, SRSM G Earth Week Activities - SCHHC, SCVMC, SGH, System Offices, SHP, SMH/SMBHWN, SMV/SMC, SRS MG Environmental Policy - SCHHC, SCVMC, SGH, System Offices, SHP, SMH/SMBHWN, SMV/SMC, SRS MG Green Team - SCHHC, SCVMC, SGH, System Offices, SHP, SMH/SMBHWN, SMV/SMC, SRSMG No Smok ing Policy - SCHHC, SCVMC, SGH, System Offices, SHP, SMH/SMBHWN, SMV/SMC, SRSMG Organic Fa rmer's Market - SCHHC, SCVMC, SGH, System Offices, SMH/SMBHWN, SMV/SMC Organic Gardens - S CHHC, SMH/SMBHWN Recycling Education - SCHHC, SCVMC, SGH, System Offices, SHP, SMH/SMBHWN, SMV/SMC, SRSMG Ride Share Promotion - SCHHC, SCVMC, SGH, System Offices, SHP, SMH/SMBHWN, SMV/SMC, SRSMG Emergency and Disaster Preparedness Sharp contributes to the health and sa fety of the San Diego community through essential emergency and disaster planning activiti es and services In FY 2017, Sharp provided education to staff, community members and comm unity health professionals, and partnered with numerous state and local organizations, to prepare for an emergency or disaster Sharp's emergency preparedness team offered educatio nal courses to first responders and health care providers throughout SDC This included a standardized, on-scene federal emergency management training for hospital management title d National Incident Management System/Incident Command System/Hospital Incident Command Sy stem (HICS) as well as a training focused specifically on HICS, an incident management sys tem that can be used by hospitals to manage threats, planned events or emergencies In add ition, a course was offered to train participants to use the WebEOC crisis information man agement system, which provides real-time information sharing between health care systems a nd outside agencies during a d</p>

990 Schedule O, Supplemental Information

Return Reference	Explanation
FORM 990, PART III, LINE 4A COMMUNITY BENEFITS PLAN AND REPORT	<p>Disaster In September, Sharp's emergency preparedness leadership shared its expertise with other hospitals, health care providers, community partners and government agencies at the annual Disaster Planning for California Hospitals conference. Education provided by Sharp included strategies for building and maintaining sustainable and resilient health care coalitions, and improving emergency communications through the use of plain language. In FY 2017, Sharp's emergency preparedness leadership donated their time to state and local organizations and committees, including County of San Diego Emergency Medical Care Committee, California Hospital Association Emergency Management Advisory Committee, California Department of Public Health Joint Advisory Committee, Ronald McDonald House Operations Committee and San Diego County Civilian/Military Liaison Work Group. Sharp was also a member of the San Diego Healthcare Disaster Coalition - a group of representatives from SDC hospitals, health care delivery agencies, county officials, fire agencies, law enforcement and the American Red Cross, through which Sharp's emergency preparedness leadership heads an evacuation subcommittee to review hospital evacuation planning and identify best practices and to do so. Sharp's emergency preparedness leadership continued to participate in the Statewide Medical Health Exercise Program - a work group of representatives from local, regional and state agencies including, health departments, emergency medical services, environmental health departments, hospitals, law enforcement, fire services and more - which is designed to guide local emergency planners in developing, planning and conducting emergency responses. Through participation in the U.S. Department of Health & Human Services Public Health Emergency Hospital Preparedness Program (HPP) grant, Sharp created the Sharp HealthCare HPP Disaster Preparedness Partnership. The partnership includes SCVMC, SCHHC, SGH, SMH, SRSMG Urgent Care Centers and Clinics, San Diego's Ronald McDonald House, Rady Children's Hospital, Scripps Mercy Hospital Chula Vista, Kaiser Permanente San Diego and Zion Medical Centers, Alvarado Hospital Medical Center, Paradise Valley Hospital, UC San Diego Health, Palomar Health, Health Center Partners of Southern California, Naval Air Station North Island/ Naval Medical Services, San Diego County Sheriff's Department and Marine Corps Air Station Miramar Fire Department. The partnership seeks to continually identify and develop relationships with health care entities, nonprofit organizations, law enforcement, military installations and other organizations that serve SDC and are located near partner health care facilities. Through networking, planning, and the sharing of resources, trainings and information, members of the partnership are better prepared for a coordinated response to an emergency or disaster affecting SDC.</p>

990 Schedule O, Supplemental Information

Return Reference	Explanation
FORM 990, PART III, LINE 4A COMMUNITY BENEFITS PLAN AND REPORT	<p>Sharp supports safety efforts of the state and the city of San Diego through maintenance and storage of a county decontamination trailer at SGH to be used in response to a mass decontamination event. Additionally, all Sharp hospitals are prepared for an emergency with backup water supplies that last up to 96 hours in the event of an interruption to the system's normal water supply. In September, Sharp hosted its sixth annual Disaster Preparedness Expo to educate San Diego residents on effective disaster preparedness and response in the event of an earthquake, fire, power outage or other emergency. Held at Liberty Station, the free event provided more than 700 community members with a variety of disaster exhibitors, demonstrations and displays as well as education on personal and family disaster planning. In recent years, endemic events occurring across the globe have had the potential to impact public health in the local San Diego community. Sharp has continued to partner with community agencies, County of San Diego Public Health Services and first responders to develop protocols, provide joint trainings, and establish safe treatment methods and locations. This preparation has allowed for the continued delivery of uninterrupted care to the community in the face of public health threats.</p> <p>Employee Wellness Sharp Best Health Sharp recognizes that improving the health of its team members benefits the health of the broader community. Since 2010, the Sharp Best Health employee wellness program has created wellness initiatives to improve the overall health, safety, happiness and productivity of Sharp's workforce. Each Sharp hospital, SRSMG and corporate location has a dedicated Best Health committee that works to motivate team members to incorporate healthy habits into their lifestyles and support them on their journey to attain their personal health goals. Team members are encouraged to participate in a variety of workplace health initiatives ranging from fitness challenges and weight management programs to health education and events. Sharp Best Health also offers an interactive web-based health portal where employees can create a wellness plan and track their progress. Since 2013, Sharp Best Health has offered annual employee health screenings to raise individual awareness of important biometric health measures, educate team members on reducing the risk of related health issues, and encourage employees to track changes in their metrics over time. In FY 2017, nearly 10,000 employees received health screenings for blood pressure, cholesterol, body mass index, blood sugar and tobacco use. Post-screening resources and tools are available for Sharp employees and their family members, including free access to a health coach as well as classes on a variety of health topics, including smoking cessation, healthy food choices, physical activity, stress management, and managing the challenges of living with a chronic condition such as diabetes, high blood pressure.</p>

990 Schedule O, Supplemental Information

Return Reference	Explanation
FORM 990, PART III, LINE 4A COMMUNITY BENEFITS PLAN AND REPORT	<p>sure, asthma or arthritis. The AHA recommends walking 10,000 steps a day to help improve or maintain a healthy lifestyle. To align with this goal, Sharp Best Health encourages team members to use a Fitbit Zip(tm) wireless pedometer to track their steps, distance, calories burned, sleep patterns and more. By syncing these statistics to computers or smartphones, the Fitbit Zips(tm) can inspire team members to achieve their personal fitness goals one step at a time. Throughout the year, Sharp Best Health held both entity-specific and systemwide Fitbit Step Challenges to encourage team members to set personal goals and compete for prizes. During FY 2017, more than 700 participants across the Sharp system walked the equivalent of 57,080 miles. Since the Fitbit Zip(tm) program's inception in 2014, participating employees have increased their average total steps by 22 percent. Additionally, to promote safety along with increased physical activity, Sharp Best Health updated Sharp's acceptable footwear policy to permit walking shoes each day of the week at Sharp corporate offices. Sharp Best Health hosted a variety of wellness programs and events for employees and their family and friends. This included systemwide walking and hiking clubs through which more than 500 participants completed more than 50 hikes during FY 2017. In addition, in February, Sharp's Best Health committees collaborated to host the third annual 5K the Sharp Way Walk/Run Event at Tidelands Park in Coronado, which engaged 300 employees and family members. Sharp Best Health participated in community health events throughout the year, including the American Cancer Society Great American Smoke Out, National Nutrition Month, National Fresh Fruits & Vegetables Month, Stress Awareness Month and National Walking Day. Sharp Best Health also aligned its summer Fitbit challenges with the San Diego Heart & Stroke Walk by making a contribution to the AHA on behalf of each of the challenge winners. In addition, Sharp Best Health partnered with the AHA to promote walking meetings as a healthier alternative to standard meetings. At Sharp System Offices, Sharp Best Health partnered with the Humane Society to provide free "Walk a Dog, Boost Your Health Events" where employees were given the opportunity to relieve stress and get some exercise while providing highly valuable human interaction for sheltered dogs and puppies. Sharp Best Health provided on-site health and fitness classes for employees throughout FY 2017. This included an educational session on the importance of taking micro-breaks, the health impact of extended periods of sitting, and simple stretches to incorporate into the workday. Workshops were also offered on managing chronic pain as well as on the MELT technique, which uses soft body rollers and hand and foot balls to self-treat joint pain and tension. Fitness offerings included yoga, Zumba and aquatics classes. Sharp Best Health also offered recipe demonstrations to encourage healthy eating.</p>

990 Schedule O, Supplemental Information

Return Reference	Explanation
FORM 990, PART III, LINE 4A COMMUNITY BENEFITS PLAN AND REPORT	<p>lthy meal preparation at home In FY 2017, Sharp Best Health went beyond nutrition and physical fitness to support the overall health and happiness of employees by working with the vendor Whil, to launch their digital mindfulness and yoga training platform designed to help employees manage stress and improve their well-being Offering more than 1,200 mindfulness and yoga sessions of various lengths and skill levels, Whil gives employees the flexibility to move at their own pace and set their own goals Whil has also been used throughout the system as a tool during staff meetings, department huddles and shift changes Since Whil's launch, more than 2,100 employees have become active users Sharp Best Health also collaborated with certified mindfulness facilitators to provide on-site mindfulness programming at six Sharp locations, including both series and drop-in classes New in 2017, Sharp Best Health introduced Wellness on Wheels, a monthly educational event offered to Sharp employees to address the challenge of accessing online health resources and programs during work hours Wellness on Wheels involves "rounding" in staff lounges, hospital units, and nursing stations to promote a new and relevant subject each month Each session includes an educational component, an interactive activity and a call to action Wellness on Wheels brings wellness education to employees where they work, accommodating their unique schedules and dedication to patient care Keeping the experience relevant and quick allows staff who were previously unable to receive wellness resources to access these benefits Sharp has established a systemwide Mindful healthy food initiative in partnership with Sodexo As part of the Mindful program, Sharp's cafeteria menus were redesigned to include sustainable, nutritious and enticing food options that foster a healthy lifestyle among patients, visitors and staff In 2017, Sharp partnered with Farm Fresh to You to make customizable boxes of organic, locally-grown produce available for purchase by employees This CSA service offers a convenient method for employees and their families to incorporate more fruits and vegetables into their diet while supporting local farmers</p>

990 Schedule O, Supplemental Information

Return Reference	Explanation
FORM 990, PART III, LINE 4A COMMUNITY BENEFITS PLAN AND REPORT	<p>Weight Watchers(r) offers weight-loss services and products founded on a scientifically based approach to weight management that encourages healthy eating, increased physical activity and healthy weight management behaviors Sharp Best Health continued its partnership with Weight Watchers(r) to offer Sharp team members a subsidized membership rate to any Weight Watchers(r) program With program availability at work, in the community and online, this partnership has offered Sharp team members a variety of healthy-eating and physical-activity options that can be tailored to different lifestyles and schedules At any given time during FY 2017, approximately 720 Sharp employees were actively using Weight Watchers(r) Since the program was deployed in 2016, participating employees have lost an estimated 3,000 pounds In addition to providing Weight Watchers(r) at work, during FY 2017 Sharp Best Health partnered with the Sharp Rees-Stealy Center for Health Management to offer free in-person and online nutrition classes to Sharp employees through the New Weigh program New Weigh is an eight-week weight loss program that emphasizes nutrition education and healthy lifestyle development Program participants create a semi-structured food plan, and have access to a skilled health coach or registered dietitian to ensure continued support and accountability During FY 2017, 210 Sharp employees completed the New Weigh program Nearly one in six community members face the threat of hunger every day in SDC Each month, the Food Bank distributes food to approximately 370,000 children and families, active duty military, and fixed income seniors living in poverty For more than a decade, Sharp has supported the Food Bank's tremendous efforts through a holiday food drive During the 2016 holiday season, Sharp Best Health and Sharp Community Benefit collaborated to take this effort a step further In partnership with SuperFood Drive - a San Diego-based organization committed to educating the community about the health benefits of eating nutrient-dense superfoods and ensuring the accessibility of healthy food to all - Sharp transformed its traditional food drives to "superfood drives," encouraging nonperishable food donations that are also nutritious, sustaining and essential for a healthy life Through the six-week holiday superfood drive at locations throughout the Sharp system, Sharp doubled its number of food drive sites from earlier holiday seasons, and collected more than 3,000 pounds of nutritious food - an increase of 90 percent compared to previous years In addition, Sharp team members donated nearly \$2,900 through a new Sharp Virtual Food Drive specifically benefiting the Food Bank Combined, these donations and funds provided nearly 16,000 healthy meals for San Diegans in need of assistance with putting food on the table during the 2016 holiday season Section 2 Executive Summary It's important to me that Sharp HealthCare promotes policies that improve acc</p>

990 Schedule O, Supplemental Information

Return Reference	Explanation
FORM 990, PART III, LINE 4A COMMUNITY BENEFITS PLAN AND REPORT	<p>ess to health care, because we all deserve an opportunity to live the healthiest life we c an - Sara Steinhoffer, Vice President of Government Relations, Sharp HealthCare This Exec utive Summary provides an overview of community benefit planning at Sharp HealthCare (Shar p), a listing of community needs addressed in this Community Benefit Plan and Report, and a summary of community benefit programs and services provided by Sharp in Fiscal Year 2017 (FY 2017) (October 1, 2016, through September 30, 2017) In addition, the summary reports the economic value of community benefit provided by Sharp, according to the framework spe cifically identified in Senate Bill 697 (SB 697), for the following entities * Sharp Chul a Vista Medical Center * Sharp Coronado Hospital and Healthcare Center * Sharp Grossmont H ospital * Sharp Mary Birch Hospital for Women & Newborns * Sharp Memorial Hospital * Sharp Mesa Vista Hospital and Sharp McDonald Center * Sharp Health Plan Community Benefit Plann ing at Sharp HealthCare Sharp bases its community benefit planning on its triennial commun ity health needs assessments (CHNA) combined with the expertise in programs and services o f each Sharp hospital For details on Sharp's CHNA process, please see Section 3 Communit y Benefit Planning Process Listing of Community Needs Addressed in the Sharp HealthCare C ommunity Benefit Plan and Report, FY 2017 The following community needs are addressed by o ne or more Sharp hospitals in this Community Benefit Report * Access to care for individu als without a medical provider and support for high-risk, underserved and underfunded pati ents * Education and screening programs on health conditions, such as heart and vascular d isease, stroke, cancer, diabetes, preterm delivery, unintentional injuries and behavioral health * Health education, support and screening activities for seniors * Welfare of senio rs and disabled people * Special support services for hospice patients and their loved one s, and for the community * Support of community nonprofit health organizations * Education and training of community health care professionals * Student and intern supervision and support * Collaboration with local schools to promote interest in health care careers * Ca ncer education, patient navigation services and participation in clinical trials * Women's and prenatal health services and education * Meeting the needs of new mothers and their l oved ones * Mental health and substance abuse education and support for the community High lights of Community Benefit Provided by Sharp in FY 2017 The following are examples of com munity benefit programs and services provided by Sharp hospitals and entities in FY 2017 * Medical Care Services included uncompensated care for patients who are unable to pay for services, and the unreimbursed costs of public programs such as Medi-Cal, Medicare, San D iego County Indigent Medical Services, Civilian Health and Medical Program of the United S tates of America Department of</p>

990 Schedule O, Supplemental Information

Return Reference	Explanation
FORM 990, PART III, LINE 4A COMMUNITY BENEFITS PLAN AND REPORT	<p>Veterans Affairs (CHAMPVA), and TRICARE - the regionally managed health care program for active-duty, National Guard and Reserve members, retirees, their loved ones and survivors, and unreimbursed costs of workers' compensation programs * Other Benefits for Vulnerable Populations included van transportation for patients to and from medical appointments, flu vaccinations and services for seniors, financial and other support to community clinics to assist in providing and improving access to health services, Project HELP, Meals on Wheels, contribution of time to Stand Down for Homeless Veterans, the San Diego Food Bank, and Feeding San Diego, financial and other support to the Sharp Humanitarian Service Program, and other assistance for vulnerable and high-risk community members * Other Benefits for the Broader Community included health education and information, and participation in community health fairs and events addressing the unique needs of the community as well as providing flu vaccinations, health screenings and support groups to the community Sharp collaborated with local schools to promote interest in health care careers and made its facilities available for use by community groups at no charge Sharp executive leadership and staff also actively participated in numerous community organizations, committees and coalitions to improve the health of the community See Appendix A for a listing of Sharp's involvement in community organizations In addition, the category included costs associated with planning and operating community benefit programs, such as CHNA development and administration * Health Research, Education and Training Programs included education and training programs for medical, nursing and other health care students and professionals, as well as supervision and support for students and interns Time was also devoted to generalizable health-related research projects that were made available to the broader health care community</p> <p>Economic Value of Community Benefit Provided in FY 2017 In FY 2017, Sharp provided a total of \$415,307,122 in community benefit programs and services that were unreimbursed Table 9 displays a summary of unreimbursed costs based on the categories specifically identified in SB 697 Table 9 Sharp HealthCare Total Community Benefit - FY 2017 (Economic value is based on unreimbursed costs) Medical Care Services Shortfall in Medi-Cal - \$140,198,987 Note Methodology for calculating shortfalls in public programs is based on Sharp's payor-specific cost-to-charge ratios, which are derived from the cost accounting system, offset by the actual payments received Costs for patients paid through the Medicare program on a prospective basis also include payments to third parties related to the specific population</p>

990 Schedule O, Supplemental Information

Return Reference	Explanation
FORM 990, PART III, LINE 4A COMMUNITY BENEFITS PLAN AND REPORT	<p>Shortfall in Medicare - \$222,539,275 Note Methodology for calculating shortfalls in public programs is based on Sharp's payor-specific cost-to-charge ratios, which are derived from the cost accounting system, offset by the actual payments received. Costs for patients paid through the Medicare program on a prospective basis also include payments to third parties related to the specific population. Shortfall in San Diego County Indigent Medical Services - \$7,999,688 Note Methodology for calculating shortfalls in public programs is based on Sharp's payor-specific cost-to-charge ratios, which are derived from the cost accounting system, offset by the actual payments received. Costs for patients paid through the Medicare program on a prospective basis also include payments to third parties related to the specific population. Shortfall in CHAMPVA/TRICARE - \$6,179,147 Note Methodology for calculating shortfalls in public programs is based on Sharp's payor-specific cost-to-charge ratios, which are derived from the cost accounting system, offset by the actual payments received. Costs for patients paid through the Medicare program on a prospective basis also include payments to third parties related to the specific population. Shortfall in Workers' Compensation - \$53,553 Note Methodology for calculating shortfalls in public programs is based on Sharp's payor-specific cost-to-charge ratios, which are derived from the cost accounting system, offset by the actual payments received. Costs for patients paid through the Medicare program on a prospective basis also include payments to third parties related to the specific population. Charity Care - \$22,033,461 Note Charity care and bad debt reflect the unreimbursed costs of providing services to patients without the ability to pay for services at the time the services were rendered. Bad Debt - \$7,489,410 Note Charity care and bad debt reflect the unreimbursed costs of providing services to patients without the ability to pay for services at the time the services were rendered. Other Benefits for Vulnerable Populations, Broader Community, and Health Research, Education and Training Programs Patient transportation and other assistance for the needy - \$2,803,035 Note Unreimbursed costs may include an hourly rate for labor and benefits plus costs for supplies, materials and other purchased services. Any offsetting revenue (such as fees, grants or external donations) is deducted from the costs of providing services. Unreimbursed costs were estimated by each department responsible for providing the program or service. Health education and information, support groups, health fairs, meeting room space, donations of time to community organizations and cost of fundraising for community events - \$1,680,320 Note Unreimbursed costs may include an hourly rate for labor and benefits plus costs for supplies, materials and other purchased services. Any offsetting revenue (such as fees, grants or external donations) is de</p>

990 Schedule O, Supplemental Information

Return Reference	Explanation
FORM 990, PART III, LINE 4A COMMUNITY BENEFITS PLAN AND REPORT	<p>ducted from the costs of providing services Unreimbursed costs were estimated by each department responsible for providing the program or service Education and training programs for students, interns and health care professionals - \$4,330,246 Note Unreimbursed costs may include an hourly rate for labor and benefits plus costs for supplies, materials and other purchased services Any offsetting revenue (such as fees, grants or external donations) is deducted from the costs of providing services Unreimbursed costs were estimated by each department responsible for providing the program or service In FY 2015, the State of California and the Centers for Medicare and Medicaid Services approved a Medi-Cal Hospital Fee Program for the time period of January 1, 2014 through December 31, 2016 This resulted in an increased reimbursement of \$89.7 million and an assessment of a quality assurance fee and pledge totaling \$56.3 million in FY 2017 The net impact of the program totaling \$33.4 million reduced the amount of unreimbursed medical care service for the Medi-Cal population This reimbursement helped offset prior years' unreimbursed medical care services, however the additional funds recorded in FY 2017 understate the true unreimbursed medical care services performed for the past fiscal year Table 10 illustrates the impact of the Medi-Cal Hospital Fee Program on Sharp's medical care services in FY 2017 Table 10 Sharp HealthCare Medical Care Services Medical Care Services before Provider Fee - \$436,492,747 Provider Fee - \$(29,999,226) Net Medical Care Services after Provider Fee - \$406,493,521 Table 11 lists community benefit costs provided by each Sharp entity and Table 11 Total Economic Value of Community Benefit Provided by Sharp HealthCare Entities - Estimated FY 2017 Unreimbursed Costs Sharp Chula Vista Medical Center - \$80,231,642 Sharp Coronado Hospital and Healthcare Center - \$17,045,590 Sharp Grossmont Hospital - \$118,063,679 Sharp Mary Birch Hospital for Women & Newborns - \$11,206,475 Sharp Memorial Hospital - \$170,666,302 Sharp Mesa Vista Hospital and Sharp McDonald Center - \$18,024,214 Sharp Health Plan - \$69,220 TOTAL FOR ALL ENTITIES - \$415,307,122 Table 12 includes a summary of unreimbursed costs for each Sharp hospital entity based on the categories specifically identified in SB 697 Table 12 Detailed Economic Value of SB 697 Categories - Estimated FY 2017 Unreimbursed Costs Sharp Chula Vista Medical Center Medical Care Services - \$78,695,427 Other Benefits for Vulnerable Populations - \$322,813 Other Benefits for the Broader Community - \$218,217 Health Research, Education and Training Programs - \$995,185 Total - \$80,231,642 Sharp Coronado Hospital and Healthcare Center Medical Care Services - \$16,678,892 Other Benefits for Vulnerable Populations - \$37,305 Other Benefits for the Broader Community - \$55,596 Health Research, Education and Training Programs - \$273,797 Total - \$17,045,590 Sharp Grossmont Hospital Medical Care Service</p>

990 Schedule O, Supplemental Information

Return Reference	Explanation
FORM 990, PART III, LINE 4A COMMUNITY BENEFITS PLAN AND REPORT	<p>es - \$115,474,253 Other Benefits for Vulnerable Populations- \$834,124 Other Benefits for t he Broader Community - \$551,723 Health Research, Education and Training Programs - \$1,203, 579 Total - \$118,063,679 Sharp Mary Birch Hospital for Women & Newborns Medical Care Serv ices - \$10,872,953 Other Benefits for Vulnerable Populations- \$45,688 Other Benefits for t he Broader Community - \$90,276 Health Research, Education and Training Programs - \$197,558 Total - \$11,206,475 Sharp Memorial Hospital Medical Care Services - \$167,900,539 Other B enefits for Vulnerable Populations- \$1,018,661 Other Benefits for the Broader Community - \$443,956 Health Research, Education and Training Programs - \$1,303,146 Total - \$170,666,30 2 Sharp Mesa Vista Hospital and Sharp McDonald Center Medical Care Services - \$16,871,457 Other Benefits for Vulnerable Populations- \$522,956 Other Benefits for the Broader Commun ity - \$278,986 Health Research, Education and Training Programs - \$350,815 Total - \$18,024 ,214 Sharp Health Plan Other Benefits for Vulnerable Populations- \$21,488 Other Benefits for the Broader Community - \$41,566 Health Research, Education and Training Programs - \$6, 166 Total - \$69,220 Section 3 Community Benefit Planning Process An exceptional community citizen is practical as well as visionary, a great leader Someone who can collaborate at multiple levels during a difficult time for the greater good - Stacey Hrountas, Chief Exe cutive Officer, Sharp Rees- Stealy Medical Group For more than 20 years, Sharp HealthCare (Sharp) has based its community benefit planning on findings from its triennial Community H ealth Needs Assessment (CHNA) process CHNA findings are used in combination with the expe rtise in programs and services of each Sharp hospital, as well as knowledge of the populat ions and communities served by those hospitals, to provide a foundation for community bene fit program planning and implementation Methodology to Conduct the 2016 Sharp HealthCare Community Health Needs Assessments</p>

990 Schedule O, Supplemental Information

Return Reference	Explanation
FORM 990, PART III, LINE 4A COMMUNITY BENEFITS PLAN AND REPORT	<p>Sharp has been a longtime partner in the process of identifying and responding to the health needs of the San Diego community. Since 1995, Sharp has participated in a countywide collaborative that includes a broad range of hospitals, health care organizations and community agencies to conduct a triennial CHNA that identifies and prioritizes health needs for San Diego County (SDC). In addition, to address the requirements for not-for-profit hospitals under the Patient Protection and Affordable Care Act, Sharp has developed CHNAs for each of its individually licensed hospitals since 2013. This process gathers both salient hospital data and the perspectives of health leaders and residents in order to identify and prioritize health needs for community members across the county, with a special focus on vulnerable populations. Further, the process seeks to highlight health needs that hospitals could impact through programs, services and collaboration. For the 2016 CHNA process, Sharp actively participated in a collaborative CHNA effort led by the Hospital Association of San Diego and Imperial Counties (HASD&IC) and in contract with the Institute for Public Health (IPH) at San Diego State University. The process and findings of the collaborative HASD&IC 2016 CHNA significantly informed the process and findings of Sharp's individual hospital CHNAs. The complete HASD&IC 2016 CHNA is available for public viewing and download at http://www.hasdic.org. To develop its individual hospital CHNAs, Sharp analyzed hospital-specific data and contracted separately with IPH to conduct community engagement activities expressly for the patients and community members it serves. In accordance with federal regulations, the Sharp Memorial Hospital (SMH) 2016 CHNA also includes needs identified for communities served by Sharp Mary Birch Hospital for Women & Newborns, as the two hospitals share a license, and report all utilization and financial data as a single entity to the Office of Statewide Health Planning and Development (OSHPD). As such, the SMH 2016 CHNA summarizes the processes and findings for communities served by both hospital entities. The 2016 CHNAs for each Sharp hospital help inform current and future community benefit programs and services, especially for community members facing inequities. This section describes the general methodology employed for Sharp HealthCare's 2016 CHNAs.</p> <p>CHNA Committee The HASD&IC Board of Directors convened a CHNA Committee to plan and implement the collaborative 2016 CHNA process. The CHNA Committee includes representatives from all seven participating hospitals and health care systems: * Kaiser Foundation Hospitals - San Diego * Palomar Health * Rady Children's Hospital - San Diego * Scripps Health (Chair) * Sharp HealthCare (Vice Chair) * Tri-City Medical Center * University of California (UC), San Diego.</p> <p>Health CHNA Objectives In response to community feedback on the 2013 CHNA process and findings, and in recognition of the challenges</p>

990 Schedule O, Supplemental Information

Return Reference	Explanation
FORM 990, PART III, LINE 4A COMMUNITY BENEFITS PLAN AND REPORT	<p>allenges that health providers, community organizations and residents face in their efforts to prevent, diagnose and manage chronic conditions, the HASD&IC 2016 CHNA process focused on gaining deeper insight into the top health needs identified for SDC through the 2013 CHNA process. Sharp's 2013 CHNA process and findings were significantly informed by the collaborative HASD&IC CHNA model. Consequently, Sharp's 2016 CHNA process sought to gain further insight into the needs identified across its different hospitals in 2013, including (in alphabetical order) behavioral health, cancer, cardiovascular disease, Type 2 diabetes, high-risk pregnancy, obesity and senior health. Specific objectives of Sharp's 2016 CHNA process included:</p> <ul style="list-style-type: none"> * Gather in-depth feedback to aid in the understanding of the most significant health needs impacting community members in SDC, particularly Sharp patients. * Connect the identified health needs with associated social determinants of health (SDOH) to further understand the challenges that community members and Sharp patients - particularly those in communities of high need - face in their attempts to access health care and maintain health and well-being. * Identify currently available community resources that support identified health conditions and health challenges. * Provide a foundation of information to begin discussions of opportunities for programs, services and collaborations that could further address the identified health needs and challenges for the community. <p>Study Area Defined: For the purposes of the collaborative HASD&IC 2016 CHNA, the study area is the entire County of San Diego due to a broad representation of hospitals in the area. With more than three million residents, SDC is socially and ethnically diverse. Information on key demographics, socioeconomic factors, access to care, health behaviors, and the physical environment can be found in the full HASD&IC 2016 CHNA report at http://hasdic.org. As the study area for both the collaborative HASD&IC 2016 and Sharp 2016 CHNAs cover SDC, the HASD &IC 2016 CHNA process and findings significantly informed Sharp's CHNA process/findings, and as such, are described as applicable throughout Sharp's CHNAs. For complete details on the HASD&IC 2016 CHNA process, please visit the HASD&IC website or contact Lindsey Wade, Vice President, Public Policy at HASD&IC at lwade@hasdic.org. For the collaborative HASD&IC 2016 CHNA process, the IPH employed a rigorous methodology using both community input and quantitative analysis to provide a deeper understanding of barriers to health improvement in SDC. The 2016 CHNA process began with a comprehensive scan of recent community health statistics in order to validate the regional significance of the top four health needs identified in the HASD&IC 2013 CHNA. Quantitative data for both the HASD&IC 2016 CHNA and Sharp 2016 CHNAs included 2013 OSHPD demographic data for hospital inpatient, emergency department (ED), and ambulatory care.</p>

990 Schedule O, Supplemental Information

Return Reference	Explanation
FORM 990, PART III, LINE 4A COMMUNITY BENEFITS PLAN AND REPORT	<p>ee encounters to understand the hospital patient population. Clinic data was also gathered from OSHPD and incorporated in order to provide a more holistic view of health care utilization in SDC. Additional variables analyzed in the 2016 CHNA processes are included in Table 13; variables were analyzed at the ZIP code level wherever possible. Table 13 Data Variables in the HASD&IC and Sharp 2016 CHNAs Secondary Data Variables Hospital Utilization: Inpatient discharges, ED and ambulatory care encounters; Community Clinic Visits; Demographic Data (socioeconomic indicators); Mortality and Morbidity Data; Regional Program Data (childhood obesity trends and community resource referral patterns); Social Determinants of Health and Health Behaviors (education, income, insurance, physical environment, physical activity, diet and substance abuse). Based on the results of the community health statistics scan and feedback from community partners received during the 2016 CHNA planning process, a number of community engagement activities were conducted across SDC, as well as specific to Sharp patients, in order to provide a more comprehensive understanding of identified health needs, including their associated SDOH and potential system and policy changes that may positively impact them. In addition, a detailed analysis of how the top health needs impact the health of San Diego residents was conducted. In addition, Sharp contracted with IPH to collect additional community input through three primary methods: facilitated discussions, key informant interviews, and the Health Access and Navigation Survey with patients and community members. This input focused on behavioral health, cancer, cardiovascular health, diabetes, high-risk pregnancy, senior health and the needs of highly vulnerable patients and community members. In addition, Sharp conducted specific outreach to community promoters, and members of Sharp's Patient Family Advisory Councils - community members who are also current or former Sharp patients. Findings: The collaborative HASD&IC 2016 CHNA prioritized the top health needs for SDC through application of the following five criteria: 1. Magnitude or Prevalence 2. Severity 3. Health Disparities 4. Trends 5. Community Concern.</p>

990 Schedule O, Supplemental Information

Return Reference	Explanation
FORM 990, PART III, LINE 4A COMMUNITY BENEFITS PLAN AND REPORT	<p>Using these criteria, IPH created a summary matrix for review by the CHNA Committee. As a result, the CHNA Committee identified behavioral health as the number one health need in S DC. In addition, cardiovascular disease, Type 2 diabetes and obesity were identified as having equal importance due to their interrelatedness. Health needs were further broken down into priority areas due to the overwhelming agreement among all data sources and in recognition of the complexities within each health need. As the HASD&IC 2016 CHNA process included robust representation from the communities served by Sharp, the findings of the prioritization process applied to the same four priority health needs identified for Sharp (behavioral health, cardiovascular, Type 2 diabetes and obesity). In addition, findings from Sharp's 2016 CHNAs continued to prioritize cancer, high-risk pregnancy and senior health among the top health needs for its community. In addition, analysis of feedback from the 2016 CHNA community engagement activities identified SDOH to be a key theme among community health needs. Ten SDOH were consistently referenced across the different community engagement activities conducted in both HASD&IC's and Sharp's CHNAs. The importance of these SDOH was also confirmed by quantitative data. Hospital programs and community collaborations have the potential to impact these SDOH. Ongoing Commitment to Collaboration Underscores Sharp's ongoing commitment to collaboration in order to address community health priorities and improve the health of San Diegans. Sharp executive leadership, operational experts and other staff are actively engaged in the national American Hospital Association, Association for Community Health Improvement, statewide California Hospital Association, HASD&IC, and a variety of local collaboratives including but not limited to the San Diego Hunger Coalition, the San Diego Regional Chamber of Commerce and Community Health Improvement Partners. Appendix A Sharp HealthCare Involvement in Community Organizations. The list below shows the involvement of Sharp executive leadership and other staff in community organizations and coalitions in Fiscal Year 2017. Community organizations are listed alphabetically.</p> <ul style="list-style-type: none"> * 2 -1-1 San Diego Board * A New PATH (Parents for Addiction, Treatment and Healing) * Adult Protective Services * Aging and Disability Resource Connection * Alliance for African Assistance * Altrusa International Club of San Diego * Alzheimer's Project Safety Workgroup * Alzheimer's San Diego * Alzheimer's San Diego Client Advisory Board * American Academy of Nursing * American Association of Colleges of Nursing * American Association of Critical Care Nurses, San Diego Chapter * American Cancer Society * American College of Healthcare Executives * American Diabetes Association * American Foundation for Suicide Prevention * American Heart Association * American Hospital Association * American Lung Association * American Nurses Association * American

990 Schedule O, Supplemental Information

Return Reference	Explanation
FORM 990, PART III, LINE 4A COMMUNITY BENEFITS PLAN AND REPORT	<p> ican Psychiatric Nurses Association * American Red Cross of San Diego * Angels Foster Family Network * The Arc of San Diego * Asian Business Association * Association for Ambulatory Behavioral Healthcare * Association for Clinical Pastoral Education * Association of California Nurse Leaders * Association of Fundraising Professionals - San Diego Chapter * Association of Women's Health, Obstetric and Neonatal Nurses * Azusa Pacific University * BAME Renaissance, Inc (BAME CDC) * Bayside Community Center * Beacon Council's Patient Safety Collaborative * Boys and Girls Club of South County * Cabrillo Credit Union Sharp Division Board * Cabrillo Credit Union Supervisory Committee * California Academy of Nutrition and Dietetics - San Diego District * California Association of Health Plans * California Association of Hospitals and Health Systems Committee on Volunteer Services and Directors' Coordinating Council * California Association of Marriage and Family Therapists San Diego Chapter * California Association of Physician Groups * California Board of Behavioral Health Sciences * California College San Diego * California Department of Public Health (CDPH) * CDPH Healthcare Acquired Infections/Antimicrobial Stewardship Program subcommittee * CDPH Healthcare Associated Infection Advisory Committee * CDPH Joint Advisory Committee * California Dietetic Association * California Emergency Medical Services Authority * California Health Care Foundation * California Health Information Association * California Hospice and Palliative Care Association * California Hospital Association (CHA) * CHA Board of Trustees * CHA Center for Behavioral Health * CHA Emergency Management Advisory Committee * CHA Hospital Quality Institute Regional Quality Leaders Network * CHA Workforce Committee * California Library Association * California Maternal Quality Care Collaborative * California Perinatal Quality Care Collaborative * California Society for Clinical Social Work Pr ofessionals * California State University San Marcos * California Teratogen Information Service * Caregiver Coalition of San Diego * Center on Policy Initiatives * Chicano Federation * Community Health Improvement Partners (CHIP) Behavioral Health Work Team * CHIP Health Literacy San Diego Task Force * CHIP Independent Living Association Advisory Board and Peer Review Advisory Team * CHIP Suicide Prevention Council * Chula Vista Chamber of Commerce * Chula Vista Community Collaborative * Chula Vista Police Foundation * City of Chula Vista Wellness Program * City of San Diego * City of San Diego Park & Recreation - Therapeutic Recreation Services Disabled Services Advisory Council * Community Center for the Blind and Visually Impaired * Community Emergency Response Team * Consortium for Nursing Excellence, San Diego * Coronado Fire Department * Coronado Public Library * Coronado SAFE (Student and Family Enrichment) * Coronado Senior Center Planning Committee * Doors of Change * Downtown San Diego Partnersh </p>

990 Schedule O, Supplemental Information

Return Reference	Explanation
FORM 990, PART III, LINE 4A COMMUNITY BENEFITS PLAN AND REPORT	<p>ip * East County Action Network * East County Senior Service Providers * Emergency Nurses Association - San Diego Chapter * Employee Assistance Professionals Association * EMSTA Co llege * Family Health Centers of San Diego * Feeding San Diego * Friends of Scott Foundati on * Gary and Mary West Senior Wellness Center * George G Glenner Alzheimer's Family Cent ers, Inc * Girl Scouts San Diego * Greater San Diego East County Advisory Board * Grossmo nt College * Grossmont College Occupational Therapy Assistant Advisory Board * Grossmont C ollege Respiratory Advisory Committee * Grossmont Healthcare District Community Grants and Sponsorships Committee * Grossmont Healthcare District Independent Citizens' Bond Oversig ht Committee * Grossmont Imaging LLC Board * Grossmont Union High School District * Hands United for Children * Health Care Communicators Board * Health Industry Collaboration Effo rt, Inc * Health Insurance Counseling and Advocacy Program * Health Sciences High and Mid dle College (HSHMC) * Helix Charter High School * Hidden Heroes Campaign Committee * Home Start, Inc * Hospice and Palliative Nurses Association - San Diego Chapter * Hospital Ass ociation of San Diego and Imperial Counties (HASD&IC) * HASD&IC Community Health Needs Ass essment Advisory Group * HSHMC Board * Hunger Advocacy Network * I Love a Clean San Diego * Inner City Action Network * International Association of Eating Disorders Professionals * The Jacobs & Cushman San Diego Food Bank * Jewish Family Service of San Diego (JFS) * JF S Behavioral Health Committee * JFS Public Affairs Committee * John A Davis Family YMCA B oard of Management * Kitchens for Good * Kiwanis Club of Bonita * La Maestra Community Hea lth Centers * La Mesa Lion's Club * La Mesa Parks and Recreation * Lantern Crest Senior Li ving Advisory Board * Las Damas de San Diego International Nonprofit Organization * Las Pa tronas * Las Primeras * Life Rolls On Foundation * Live Well San Diego Check Your Mood Com mittee * Mama's Kitchen * March of Dimes * Meals on Wheels San Diego County * Meals on Whe els San Diego County East County Advisory Board * Mental Health America * Miracle Babies * MRI Joint Venture Board * National Active and Retired Federal Employees Association * Nat ional Alliance on Mental Illness * National Association of Hispanic Nurses, San Diego Chap ter * National Association of Neonatal Nurses * National Association of Orthopedic Nurses * National Hospice and Palliative Care Organization * National Institute for Children's He alth Quality * National Kidney Foundation * National University * Neighborhood Healthcare * Neighborhood House Association * North County Community Action Network * North San Diego Business Chamber * Pacific Arts Movement * Palomar Community College * Partnership for Sm oke-Free Families * Peninsula Shepherd Senior Center * Perinatal Safety Collaborative * Pe rinatal Social Work Cluster * Planetree Board of Directors * Point Loma Nazarene Universit y</p>

990 Schedule O, Supplemental Information

Return Reference	Explanation
FORM 990, PART III, LINE 4A COMMUNITY BENEFITS PLAN AND REPORT	<p>* Practice Greenhealth * Promises2Kids * Psychiatric Emergency Response Team * Regional Perinatal System * Residential Care Committee * Ronald McDonald House Operations Committee * Rotary Club of Chula Vista * Rotary Club of Coronado * San Diego Association of Diabetes Educators * San Diego Association of Directors of Volunteer Services * San Diego Association of Governments * San Diego Black Nurses Association * San Diego Blood Bank * San Diego Community Action Network * San Diego Community College District * San Diego County Breastfeeding Coalition * San Diego County Breastfeeding Coalition Advisory Board * San Diego County Civilian/Military Liaison Work Group * San Diego County Coalition for Improving End-of-Life Care * San Diego County Council on Aging * San Diego County Emergency Medical Care Committee * San Diego County Falls Prevention Taskforce * San Diego County Health and Human Services Agency * San Diego County Hospice-Veteran Partnership * San Diego County Medical Society Bioethics Commission * San Diego County Older Adult Behavioral Health System of Care Council * San Diego County Older Adult Council * San Diego County Perinatal Care Network * San Diego County Social Services Advisory Board * San Diego County Stroke Consortium * San Diego County Taxpayers Association * San Diego County Unified Disaster Council * San Diego Covered California Collaborative * San Diego Dietetic Association * San Diego East County Chamber of Commerce * San Diego Eye Bank Nurses' Advisory Board * San Diego Fire-Rescue Department * San Diego Food System Alliance, Healthy Food Access Committee * San Diego Freedom Ranch * San Diego Habitat for Humanity * San Diego Health Information Association * San Diego Healthcare Disaster Coalition * San Diego Housing Commission * San Diego Human Dignity Foundation * San Diego Humane Society * San Diego Hunger Coalition * San Diego Immunization Coalition * San Diego-Imperial County Council of Hospital Volunteers * San Diego Lesbian, Gay, Bisexual, and Transgender Community Center, Inc. * San Diego Mental Health Coalition * San Diego Mental Health History Planning Team * San Diego Military Family Collaborative * San Diego North Chamber of Commerce * San Diego Older Adult Council * San Diego Organization of Healthcare Leaders * San Diego Physician Orders for Life-Sustaining Treatment Coalition/San Diego Coalition for Compassionate Care * San Diego Psych-Law Society * San Diego Regional Chamber of Commerce * San Diego Regional Healthcare Sustainability Collaborative * San Diego Regional Home Care Council * San Diego Rescue Mission * San Diego River Park Foundation * San Diego State University * San Diego Workforce Partnership (SDWP) * SDWP Work Well Committee * Santee Chamber of Commerce * Santee-Lakeside Rotary Club * SAY San Diego * Second Chance * Serving Seniors * Sharp and Children's MRI Board * Sharp and UC San Diego Health's Joint Venture Board * Sigma Theta Tau International Honor Society of Nursing * South Bay Comm</p>

990 Schedule O, Supplemental Information

Return Reference	Explanation
FORM 990, PART III, LINE 4A COMMUNITY BENEFITS PLAN AND REPORT	unity Services * South County Action Network * South County Economic Development Council * Southern California Association of Neonatal Nurses * Southern Caregiver Resource Center * Southwestern College * Special Needs Trust Foundation * Special Olympics * Ssubi * St Paul's Retirement Home Foundation * SuperFood Drive * The Meeting Place * THE UNBATTLE PROJECT * Trauma Center Association of America * Union of Pan Asian Communities * University of California, San Diego * University of San Diego * University of Southern California * VA San Diego Healthcare System * VA San Diego Mental Health Council * Veterans Home of California, Chula Vista * Veterans Village of San Diego * Vista Hill ParentCare * We Honor Veterans * Westminster Tower * Women, Infants and Children Program * Wreaths Across America - San Diego * YMCA * YWCA Becky's House(r) * YWCA Board of Directors * YWCA Executive Committee * YWCA Finance Committee * YWCA In the Company of Women Event

990 Schedule O, Supplemental Information

Return Reference	Explanation
Form 5471	Form 5471 has been filed on behalf of Sharp HealthCare Foundation by Sharp HealthCare (FEIN 95-6077327)

SCHEDULE R
(Form 990)

Department of the Treasury
Internal Revenue Service

Related Organizations and Unrelated Partnerships

▶ Complete if the organization answered "Yes" on Form 990, Part IV, line 33, 34, 35b, 36, or 37.

▶ Attach to Form 990.▶ Information about Schedule R (Form 990) and its instructions is at www.irs.gov/form990.

OMB No 1545-0047

2016

Open to Public Inspection

Name of the organization
Sharp Healthcare Foundation

Employer identification number
95-3492461

Part I Identification of Disregarded Entities

Complete if the organization answered "Yes" on Form 990, Part IV, line 33.

(a) Name, address, and EIN (if applicable) of disregarded entity	(b) Primary activity	(c) Legal domicile (state or foreign country)	(d) Total income	(e) End-of-year assets	(f) Direct controlling entity

Part II Identification of Related Tax-Exempt Organizations

Complete if the organization answered "Yes" on Form 990, Part IV, line 34 because it had one or more related tax-exempt organizations during the tax year.

(a) Name, address, and EIN of related organization	(b) Primary activity	(c) Legal domicile (state or foreign country)	(d) Exempt Code section	(e) Public charity status (if section 501(c)(3))	(f) Direct controlling entity	(g) Section 512 (b)(13) controlled entity?	
						Yes	No
(1)SHARP HEALTHCARE 8695 SPECTRUM CENTER BLVD SAN DIEGO, CA 921231489 95-6077327	HEALTHCARE ORGANIZATION	CA	501(c)(3)	3	NA		No
(2)SHARP MEMORIAL HOSPITAL (SMH) 8695 SPECTRUM CENTER BLVD SAN DIEGO, CA 921231489 95-3782169	HOSPITAL	CA	501(c)(3)	3	SHARP HEALTHCARE	Yes	
(3)GROSSMONT HOSPITAL CORPORATION (SGH) 8695 SPECTRUM CENTER BLVD SAN DIEGO, CA 921231489 33-0449527	HOSPITAL	CA	501(c)(3)	3	SHARP HEALTHCARE	Yes	
(4)SHARP CHULA VISTA MEDICAL CENTER (SCVMC) 8695 SPECTRUM CENTER BLVD SAN DIEGO, CA 921231489 95-2367304	HOSPITAL	CA	501(c)(3)	3	SHARP HEALTHCARE	Yes	
(5)SHARP CORONADO HOSPITAL AND HEALTHCARE CENTER (SCHHC) 8695 SPECTRUM CENTER BLVD SAN DIEGO, CA 921231489 95-0651579	HOSPITAL	CA	501(c)(3)	3	SHARP HEALTHCARE	Yes	
(6)SHARP HEALTH PLAN 8695 SPECTRUM CENTER BLVD SAN DIEGO, CA 921231489 33-0519730	HEALTH INSURANCE COMPANY	CA	501(c)(4)		SHARP HEALTHCARE	Yes	
(7)GROSSMONT HOSPITAL FOUNDATION 8695 SPECTRUM CENTER BLVD SAN DIEGO, CA 921231489 33-0124488	HOSPITAL FOUNDATION	CA	501(c)(3)	7	GROSSMONT HOSPITAL CORPORATION	Yes	

Part III Identification of Related Organizations Taxable as a Partnership Complete if the organization answered "Yes" on Form 990, Part IV, line 34 because it had one or more related organizations treated as a partnership during the tax year.

(a) Name, address, and EIN of related organization	(b) Primary activity	(c) Legal domicile (state or foreign country)	(d) Direct controlling entity	(e) Predominant income(related, unrelated, excluded from tax under sections 512- 514)	(f) Share of total income	(g) Share of end-of-year assets	(h) Disproportionate allocations?		(i) Code V-UBI amount in box 20 of Schedule K-1 (Form 1065)	(j) General or managing partner?		(k) Percentage ownership
							Yes	No		Yes	No	
(1) SHARP HEALTHCARE ACO-II LLC 8695 SPECTRUM CENTER BLVD SAN DIEGO, CA 92123 81-2645189	OFFICES OF PHYSICIANS	CA	NA	N/A								

Part IV Identification of Related Organizations Taxable as a Corporation or Trust Complete if the organization answered "Yes" on Form 990, Part IV, line 34 because it had one or more related organizations treated as a corporation or trust during the tax year.

(a) Name, address, and EIN of related organization	(b) Primary activity	(c) Legal domicile (state or foreign country)	(d) Direct controlling entity	(e) Type of entity (C corp, S corp, or trust)	(f) Share of total income	(g) Share of end-of- year assets	(h) Percentage ownership	(i) Section 512(b) (13) controlled entity?	
								Yes	No
(1) CONTINUOUS QUALITY INSURANCE SPC	CAPTIVE INSURANCE COMPANY	CJ	NA	C Corporation					No
(2) CHARITABLE REMAINDER TRUST (21)	PROGRAM SUPPORT	CA	NA	Trust					No

Part V Transactions With Related Organizations Complete if the organization answered "Yes" on Form 990, Part IV, line 34, 35b, or 36.

Note. Complete line 1 if any entity is listed in Parts II, III, or IV of this schedule

1 During the tax year, did the organization engage in any of the following transactions with one or more related organizations listed in Parts II-IV?

a Receipt of (i) interest, (ii)annuities, (iii) royalties, or(iv) rent from a controlled entity

1a

No

b Gift, grant, or capital contribution to related organization(s)

1b

Yes

c Gift, grant, or capital contribution from related organization(s)

1c

No

d Loans or loan guarantees to or for related organization(s)

1d

No

e Loans or loan guarantees by related organization(s)

1e

Yes

f Dividends from related organization(s)

1f

No

g Sale of assets to related organization(s)

1g

No

h Purchase of assets from related organization(s)

1h

No

i Exchange of assets with related organization(s)

1i

No

j Lease of facilities, equipment, or other assets to related organization(s)

1j

No

k Lease of facilities, equipment, or other assets from related organization(s)

1k

No

l Performance of services or membership or fundraising solicitations for related organization(s)

1l

Yes

m Performance of services or membership or fundraising solicitations by related organization(s)

1m

No

n Sharing of facilities, equipment, mailing lists, or other assets with related organization(s)

1n

Yes

o Sharing of paid employees with related organization(s)

1o

Yes

p Reimbursement paid to related organization(s) for expenses

1p

Yes

q Reimbursement paid by related organization(s) for expenses

1q

No

r Other transfer of cash or property to related organization(s)

1r

Yes

s Other transfer of cash or property from related organization(s)

1s

No

2 If the answer to any of the above is "Yes," see the instructions for information on who must complete this line, including covered relationships and transaction thresholds

(a) Name of related organization	(b) Transaction type (a-s)	(c) Amount involved	(d) Method of determining amount involved
(1)SHARP MEMORIAL HOSPITAL	B	7,402,814	ACCRUAL BASIS
(2)SHARP CHULA VISTA MEDICAL CENTER	B	2,766,623	ACCRUAL BASIS

Provide the following information for each entity taxed as a partnership through which the organization conducted more than five percent of its activities (measured by total assets or gross revenue) that was not a related organization. See instructions regarding exclusion for certain investment partnerships.

[illegible]

Part VII **Supplemental Information**

Provide additional information for responses to questions on Schedule R (see instructions)

Additional Data

Software ID: 16000421
Software Version: 2016v3.0
EIN: 95-3492461
Name: Sharp Healthcare Foundation

Form 990, Schedule R, Part II - Identification of Related Tax-Exempt Organizations

(a) Name, address, and EIN of related organization	(b) Primary activity	(c) Legal domicile (state or foreign country)	(d) Exempt Code section	(e) Public charity status (if section 501(c) (3))	(f) Direct controlling entity	(g) Section 512 (b)(13) controlled entity?	
						Yes	No
(1) 8695 SPECTRUM CENTER BLVD SAN DIEGO, CA 921231489 95-6077327	HEALTHCARE ORGANIZATION	CA	501(c)(3)	3	NA		No
(1) 8695 SPECTRUM CENTER BLVD SAN DIEGO, CA 921231489 95-3782169	HOSPITAL	CA	501(c)(3)	3	SHARP HEALTHCARE	Yes	
(2) 8695 SPECTRUM CENTER BLVD SAN DIEGO, CA 921231489 33-0449527	HOSPITAL	CA	501(c)(3)	3	SHARP HEALTHCARE	Yes	
(3) 8695 SPECTRUM CENTER BLVD SAN DIEGO, CA 921231489 95-2367304	HOSPITAL	CA	501(c)(3)	3	SHARP HEALTHCARE	Yes	
(4) 8695 SPECTRUM CENTER BLVD SAN DIEGO, CA 921231489 95-0651579	HOSPITAL	CA	501(c)(3)	3	SHARP HEALTHCARE	Yes	
(5) 8695 SPECTRUM CENTER BLVD SAN DIEGO, CA 921231489 33-0519730	HEALTH INSURANCE COMPANY	CA	501(c)(4)		SHARP HEALTHCARE	Yes	
(6) 8695 SPECTRUM CENTER BLVD SAN DIEGO, CA 921231489 33-0124488	HOSPITAL FOUNDATION	CA	501(c)(3)	7	GROSSMONT HOSPITAL CORPORATION	Yes	