

C&E 990

293031607089 8

Exempt Organization Business Income Tax Return (and proxy tax under section 6033(e))

OMB No 1545-0687

2016

For calendar year 2016 or other tax year beginning SEP 1, 2016 and ending AUG 31, 2017

Information about Form 990-T and its instructions is available at www.irs.gov/form990t.

Do not enter SSN numbers on this form as it may be made public if your organization is a 501(c)(3)

Open to Public Inspection for 501(c)(3) Organizations Only

Department of the Treasury Internal Revenue Service

- A Check box if address changed
B Exempt under section
[X] 501(c)(3)
[] 408(e) [] 220(e)
[] 408A [] 530(a)
[] 529(a)

Name of organization () Check box if name changed and see instructions.
BERKELEY REPERTORY THEATRE
Number, street, and room or suite no. If a P.O. box, see instructions.
999 HARRISON STREET
City or town, state or province, country, and ZIP or foreign postal code
BERKELEY, CA 94710

D Employer identification number (Employees' trust, see instructions)
94-1679756
E Unrelated business activity codes (See instructions)
541800 531190

C Book value of all assets at end of year
48,878,603.

F Group exemption number (See instructions.)
G Check organization type [X] 501(c) corporation [] 501(c) trust [] 401(a) trust [] Other trust

H Describe the organization's primary unrelated business activity. ADVERTISING AND RENTS

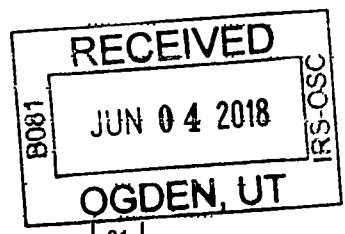
I During the tax year, was the corporation a subsidiary in an affiliated group or a parent-subsidiary controlled group? [] Yes [X] No

J The books are in care of SUZANNE PETTIGREW, CONTROLLER Telephone number 510-647-2955

Table with 4 columns: (A) Income, (B) Expenses, (C) Net. Rows include Gross receipts or sales (15,196), Cost of goods sold (5,223), Total (234,172).

Part II Deductions Not Taken Elsewhere (See instructions for limitations on deductions) (Except for contributions, deductions must be directly connected with the unrelated business income)

Table with 2 columns: Description, Amount. Rows include Compensation of officers, directors, and trustees (Schedule K), Salaries and wages, Charitable contributions, Total deductions (0), Unrelated business taxable income before net operating loss deduction (-132,569), Net operating loss deduction (SEE STATEMENT 1), Specific deduction (1,000), Unrelated business taxable income (-132,569).



SCANNED JUL 23 2018

10

Part III Tax Computation

35 Organizations Taxable as Corporations. See instructions for tax computation.
 Controlled group members (sections 1561 and 1563) check here See instructions and:
 a Enter your share of the \$50,000, \$25,000, and \$9,925,000 taxable income brackets (in that order):
 (1) \$ _____ (2) \$ _____ (3) \$ _____
 b Enter organization's share of: (1) Additional 5% tax (not more than \$11,750) \$ _____
 (2) Additional 3% tax (not more than \$100,000) \$ _____
 c Income tax on the amount on line 34 35c 0.

36 Trusts Taxable at Trust Rates. See instructions for tax computation. Income tax on the amount on line 34 from:
 Tax rate schedule or Schedule D (Form 1041) 36

37 Proxy tax. See instructions 37

38 Alternative minimum tax 38

39 Tax on Non-Compliant Facility Income. See instructions 39

40 Total. Add lines 37, 38 and 39 to line 35c or 36, whichever applies 40 0.

Part IV Tax and Payments

41a Foreign tax credit (corporations attach Form 1118; trusts attach Form 1116) 41a

41b Other credits (see instructions) 41b

41c General business credit. Attach Form 3800 41c

41d Credit for prior year minimum tax (attach Form 8801 or 8827) 41d

41e Total credits. Add lines 41a through 41d 41e

42 Subtract line 41e from line 40 42 0.

43 Other taxes. Check if from: Form 4255 Form 8611 Form 8697 Form 8866 Other (attach schedule) 43

44 Total tax. Add lines 42 and 43 44 0.

45a Payments: A 2015 overpayment credited to 2016 45a

45b 2016 estimated tax payments 45b

45c Tax deposited with Form 8868 45c

45d Foreign organizations: Tax paid or withheld at source (see instructions) 45d

45e Backup withholding (see instructions) 45e

45f Credit for small employer health insurance premiums (Attach Form 8941) 45f

45g Other credits and payments: Form 2439 Form 4136 Other Total 45g

46 Total payments. Add lines 45a through 45g 46

47 Estimated tax penalty (see instructions). Check if Form 2220 is attached 47

48 Tax due. If line 46 is less than the total of lines 44 and 47, enter amount owed 48 0.

49 Overpayment. If line 46 is larger than the total of lines 44 and 47, enter amount overpaid 49 0.

50 Enter the amount of line 49 you want: Credited to 2017 estimated tax Refunded 50

Part V Statements Regarding Certain Activities and Other Information (see instructions)


51 At any time during the 2016 calendar year, did the organization have an interest in or a signature or other authority over a financial account (bank, securities, or other) in a foreign country? If YES, the organization may have to file FinCEN Form 114, Report of Foreign Bank and Financial Accounts. If YES, enter the name of the foreign country here Yes No

52 During the tax year, did the organization receive a distribution from, or was it the grantor of, or transferor to, a foreign trust? If YES, see instructions for other forms the organization may have to file. Yes No

53 Enter the amount of tax-exempt interest received or accrued during the tax year \$


Sign Here

Under penalties of perjury, I declare that I have examined this return, including accompanying schedules and statements, and to the best of my knowledge and belief, it is true, correct, and complete. Declaration of preparer (other than taxpayer) is based on all information of which preparer has any knowledge.

 Signature of officer 5/29/18 Date TREASURER Title

May the IRS discuss this return with the preparer shown below (see instructions)? Yes No

Paid Preparer Use Only

Print/Type preparer's name: KATY BROWN
 Preparer's signature: 
 Date: 05/08/18
 Check if self-employed
 PTIN: P00650274
 Firm's name: ARMANINO LLP
 Firm's address: 12657 ALCOSTA BLVD, STE. 500 SAN RAMON, CA 94583-4600
 Firm's FIN: 94-6214841
 Phone no.: 925-790-2600

Schedule A - Cost of Goods Sold. Enter method of inventory valuation ▶ N/A							
1	Inventory at beginning of year	1	0.	6	Inventory at end of year	6	0.
2	Purchases	2	5,223.	7	Cost of goods sold. Subtract line 6 from line 5. Enter here and in Part I, line 2	7	5,223.
3	Cost of labor	3					
4a	Additional section 263A costs (attach schedule)	4a		8	Do the rules of section 263A (with respect to property produced or acquired for resale) apply to the organization?	Yes	No
4b	Other costs (attach schedule)	4b					
5	Total. Add lines 1 through 4b	5	5,223.				X

Schedule C - Rent Income (From Real Property and Personal Property Leased With Real Property)
(see instructions)

1. Description of property			
(1) COSTUME / PROP RENTALS			
(2)			
(3)			
(4)			
2. Rent received or accrued		3(a) Deductions directly connected with the income in columns 2(a) and 2(b) (attach schedule)	
(a) From personal property (if the percentage of rent for personal property is more than 10% but not more than 50%)	(b) From real and personal property (if the percentage of rent for personal property exceeds 50% or if the rent is based on profit or income)	SEE STATEMENT 2	
(1)	8,922.	3,041.	
(2)			
(3)			
(4)			
Total	0.	Total	8,922.
(c) Total income. Add totals of columns 2(a) and 2(b). Enter here and on page 1, Part I, line 6, column (A)		(b) Total deductions	
8,922.		Enter here and on page 1, Part I, line 6, column (B) 3,041.	

Schedule E - Unrelated Debt-Financed Income (see instructions)

1. Description of debt-financed property		2. Gross income from or allocable to debt-financed property	3. Deductions directly connected with or allocable to debt-financed property	
			(a) Straight line depreciation (attach schedule)	(b) Other deductions (attach schedule)
			STATEMENT 3	STATEMENT 4
(1) FACILITIES/APARTMENT RENTALS		109,707.	248,440.	313,062.
(2)				
(3)				
(4)				
4. Amount of average acquisition debt on or allocable to debt-financed property (attach schedule)	5. Average adjusted basis of or allocable to debt-financed property (attach schedule)	6. Column 4 divided by column 5	7. Gross income reportable (column 2 x column 6)	8. Allocable deductions (column 6 x total of columns 3(a) and 3(b))
STATEMENT 5	STATEMENT 6			
(1) 12,231,191.	25,953,991.	47.13%	51,705.	264,636.
(2)		%		
(3)		%		
(4)		%		
Totals			Enter here and on page 1, Part I, line 7, column (A) 51,705.	Enter here and on page 1, Part I, line 7, column (B) 264,636.
Total dividends-received deductions included in column 8			0.	

Schedule F - Interest, Annuities, Royalties, and Rents From Controlled Organizations (see instructions)

1. Name of controlled organization	2. Employer identification number	Exempt Controlled Organizations			
		3. Net unrelated income (loss) (see instructions)	4. Total of specified payments made	5. Part of column 4 that is included in the controlling organization's gross income	6. Deductions directly connected with income in column 5
(1)					
(2)					
(3)					
(4)					

Nonexempt Controlled Organizations

7. Taxable income	8. Net unrelated income (loss) (see instructions)	9. Total of specified payments made	10. Part of column 9 that is included in the controlling organization's gross income	11. Deductions directly connected with income in column 10
(1)				
(2)				
(3)				
(4)				
			Add columns 5 and 10 Enter here and on page 1, Part I, line 8, column (A)	Add columns 6 and 11 Enter here and on page 1, Part I, line 8, column (B)
Totals			0.	0.

Schedule G - Investment Income of a Section 501(c)(7), (9), or (17) Organization (see instructions)

1. Description of income	2. Amount of income	3. Deductions directly connected (attach schedule)	4. Set-asides (attach schedule)	5. Total deductions and set-asides (col 3 plus col 4)
(1)				
(2)				
(3)				
(4)				
		Enter here and on page 1, Part I, line 9, column (A)		Enter here and on page 1, Part I, line 9, column (B)
Totals		0.		0.

Schedule I - Exploited Exempt Activity Income, Other Than Advertising Income (see instructions)

1. Description of exploited activity	2. Gross unrelated business income from trade or business	3. Expenses directly connected with production of unrelated business income	4. Net income (loss) from unrelated trade or business (column 2 minus column 3) If a gain, compute cols 5 through 7	5. Gross income from activity that is not unrelated business income	6. Expenses attributable to column 5	7. Excess exempt expenses (column 6 minus column 5, but not more than column 4)
(1)						
(2)						
(3)						
(4)						
		Enter here and on page 1, Part I, line 10, col (A)	Enter here and on page 1, Part I, line 10, col (B)			Enter here and on page 1, Part II, line 28
Totals		0.	0.			0.

Schedule J - Advertising Income (see instructions)

Part I Income From Periodicals Reported on a Consolidated Basis

1. Name of periodical	2. Gross advertising income	3. Direct advertising costs	4. Advertising gain or (loss) (col 2 minus col 3) If a gain, compute cols 5 through 7	5. Circulation income	6. Readership costs	7. Excess readership costs (column 6 minus column 5, but not more than column 4)
(1) BERKELEY REP. THEATRE						
(2) PROGRAMS	163,572.	99,064.		0.	0.	
(3)						
(4)						
Totals (carry to Part II, line (5))	163,572.	99,064.	64,508.			0.

Part II **Income From Periodicals Reported on a Separate Basis** (For each periodical listed in Part II, fill in columns 2 through 7 on a line-by-line basis)

1. Name of periodical	2. Gross advertising income	3. Direct advertising costs	4. Advertising gain or (loss) (col 2 minus col 3) If a gain, compute cols 5 through 7	5. Circulation income	6. Readership costs	7. Excess readership costs (column 6 minus column 5, but not more than column 4)
(1)						
(2)						
(3)						
(4)						
Totals from Part I	163,572.	99,064.				0.
Totals, Part II (lines 1-5)	Enter here and on page 1, Part I, line 11, col (A) 163,572.	Enter here and on page 1, Part I, line 11, col (B) 99,064.				Enter here and on page 1, Part II, line 27 0.

Schedule K - Compensation of Officers, Directors, and Trustees (see instructions)

1. Name	2. Title	3. Percent of time devoted to business	4. Compensation attributable to unrelated business
(1)		%	
(2)		%	
(3)		%	
(4)		%	
Total. Enter here and on page 1, Part II, line 14			0.

FORM 990-T NET OPERATING LOSS DEDUCTION STATEMENT 1

TAX YEAR	LOSS SUSTAINED	LOSS PREVIOUSLY APPLIED	LOSS REMAINING	AVAILABLE THIS YEAR
08/31/06	14,308.	14,308.	0.	0.
08/31/07	18,736.	8,876.	9,860.	9,860.
08/31/09	5,048.	0.	5,048.	5,048.
08/31/11	5,827.	0.	5,827.	5,827.
08/31/12	55,848.	0.	55,848.	55,848.
08/31/13	149,129.	0.	149,129.	149,129.
08/31/14	146,506.	0.	146,506.	146,506.
08/31/15	166,277.	0.	166,277.	166,277.
08/31/16	69,491.	0.	69,491.	69,491.
NOL CARRYOVER AVAILABLE THIS YEAR			607,986.	607,986.

FORM 990-T DEDUCTIONS CONNECTED WITH RENTAL INCOME STATEMENT 2

DESCRIPTION	ACTIVITY NUMBER	AMOUNT	TOTAL
COSTUME LABOR		3,041.	
- SUBTOTAL -	1		3,041.
TOTAL TO FORM 990-T, SCHEDULE C, COLUMN 3			3,041.

FORM 990-T SCHEDULE E - DEPRECIATION DEDUCTION STATEMENT 3

DESCRIPTION	ACTIVITY NUMBER	AMOUNT	TOTAL
DEPRECIATION		248,440.	
- SUBTOTAL -	1		248,440.
TOTAL OF FORM 990-T, SCHEDULE E, COLUMN 3(A)			248,440.

FORM 990-T

SCHEDULE E - OTHER DEDUCTIONS

STATEMENT 4

DESCRIPTION	ACTIVITY NUMBER	AMOUNT	TOTAL
TECHNICIAN SALARIES		17,372.	
ASSOCIATE PRODUCTION MANAGER		39,161.	
PRODUCTION INTERN		3,990.	
MAINTENANCE		23,374.	
UTILITIES		82,391.	
INSURANCE		31,400.	
DIRECT COSTS		7,084.	
INTEREST		105,981.	
IMPROVEMENTS		2,309.	
- SUBTOTAL -	1		313,062.
TOTAL OF FORM 990-T, SCHEDULE E, COLUMN 3(B)			313,062.

FORM 990-T

AVERAGE ACQUISITION DEBT ON OR
ALLOCABLE TO DEBT-FINANCED PROPERTY

STATEMENT 5

<u>DESCRIPTION</u>	<u>ACTIVITY NUMBER</u>	<u>AMOUNT</u>	<u>TOTAL</u>
AVERAGE ACQUISITION DEBT ALLOCATE		12,231,191.	
- SUBTOTAL -	1		12,231,191.
TOTAL OF FORM 990-T, SCHEDULE E, COLUMN 4			12,231,191.

FORM 990-T

AVERAGE ADJUSTED BASIS OF OR
ALLOCABLE TO DEBT-FINANCED PROPERTY

STATEMENT 6

DESCRIPTION	ACTIVITY NUMBER	AMOUNT	TOTAL
AVERAGE ADJUSTABLE BASIS ALLOCATE		25,953,991.	
- SUBTOTAL -	1		25,953,991.
TOTAL OF FORM 990-T, SCHEDULE E, COLUMN 5			25,953,991.