



See a Social Security Number? Say Something!
Report Privacy Problems to <https://public.resource.org/privacy>
Or call the IRS Identity Theft Hotline at 1-800-908-4490



Form **990-PF**

Return of Private Foundation

or Section 4947(a)(1) Trust Treated as Private Foundation

OMB No 1545-0052

2016Department of the Treasury
Internal Revenue Service

Do not enter social security numbers on this form as it may be made public.
Information about Form 990-PF and its separate instructions is at www.irs.gov/form990pf.

Open to Public Inspection

For calendar year 2016 or tax year beginning 7/1/2016, and ending 6/30/2017

Name of foundation ROSEMARY HANCOCK SMURR CHARITABLE TRUST			A Employer identification number 95-6670586	
Number and street (or P O box number if mail is not delivered to street address) Room/suite Wells Fargo Bank N A Trust Tax Dept - 100 N Main St MAC D4001-117			B Telephone number (see instructions) (888) 730-4933	
City or town, state or province, country, and ZIP or foreign postal code Winston Salem NC 27101				
Foreign country name Foreign province/state/country Foreign postal code			C If exemption application is pending, check here <input type="checkbox"/>	
G Check all that apply <input type="checkbox"/> Initial return <input type="checkbox"/> Final return <input checked="" type="checkbox"/> Address change <input type="checkbox"/> Initial return of a former public charity <input type="checkbox"/> Amended return <input type="checkbox"/> Name change			D 1. Foreign organizations, check here <input type="checkbox"/> 2. Foreign organizations meeting the 85% test, check here and attach computation <input type="checkbox"/>	
H Check type of organization <input checked="" type="checkbox"/> Section 501(c)(3) exempt private foundation <input type="checkbox"/> Section 4947(a)(1) nonexempt charitable trust <input type="checkbox"/> Other taxable private foundation			E If private foundation status was terminated under section 507(b)(1)(A), check here <input type="checkbox"/>	
I Fair market value of all assets at end of year (from Part II, col (c), line 16) \$ 2,883,533		J Accounting method <input checked="" type="checkbox"/> Cash <input type="checkbox"/> Accrual <input type="checkbox"/> Other (specify) _____		
			F If the foundation is in a 60-month termination under section 507(b)(1)(B), check here <input type="checkbox"/>	

Part I Analysis of Revenue and Expenses (The total of amounts in columns (b), (c), and (d) may not necessarily equal the amounts in column (a) (see instructions))		(a) Revenue and expenses per books	(b) Net investment income	(c) Adjusted net income	(d) Disbursements for charitable purposes (cash basis only)
Revenue	1 Contributions, gifts, grants, etc., received (attach schedule)				
	2 Check <input checked="" type="checkbox"/> if the foundation is not required to attach Sch B				
	3 Interest on savings and temporary cash investments				
	4 Dividends and interest from securities	51,765	51,765		
	5a Gross rents				
	b Net rental income or (loss)				
	6a Net gain or (loss) from sale of assets not on line 10	88,643			
	b Gross sales price for all assets on line 6a	825,488			
	7 Capital gain net income (from Part IV, line 2)		88,643		
	8 Net short-term capital gain				
	9 Income modifications				
	10a Gross sales less returns and allowances				
b Less Cost of goods sold					
c Gross profit or (loss) (attach schedule)					
11 Other income (attach schedule)	39,480	39,480			
12 Total. Add lines 1 through 11	179,888	179,888	0		
Operating and Administrative Expenses	13 Compensation of officers, directors, trustees, etc	34,179	25,634		8,545
	14 Other employee salaries and wages				
	15 Pension plans, employee benefits				
	16a Legal fees (attach schedule)				
	b Accounting fees (attach schedule)	1,115			1,115
	c Other professional fees (attach schedule)				
	17 Interest				
	18 Taxes (attach schedule) (see instructions)	2,425	1,149		
	19 Depreciation (attach schedule) and depletion				
	20 Occupancy				
	21 Travel, conferences, and meetings				
	22 Printing and publications				
	23 Other expenses (attach schedule)	14,549	14,539		10
	24 Total operating and administrative expenses. Add lines 13 through 23	52,268	41,322	0	9,670
	25 Contributions, gifts, grants paid	128,252			128,252
26 Total expenses and disbursements. Add lines 24 and 25	180,520	41,322	0	137,922	
27 Subtract line 26 from line 12					
a Excess of revenue over expenses and disbursements	-632				
b Net investment income (if negative, enter -0-)		138,566			
c Adjusted net income (if negative, enter -0-)			0		

For Paperwork Reduction Act Notice, see instructions.

Form **990-PF** (2016)

HTA

158

Part II Balance Sheets		Beginning of year (a) Book Value	End of year	
			(b) Book Value	(c) Fair Market Value
Assets	1 Cash—non-interest-bearing			
	2 Savings and temporary cash investments	42,701	70,122	70,122
	3 Accounts receivable ▶			
	Less allowance for doubtful accounts ▶			
	4 Pledges receivable ▶			
	Less allowance for doubtful accounts ▶			
	5 Grants receivable			
	6 Receivables due from officers, directors, trustees, and other disqualified persons (attach schedule) (see instructions)			
	7 Other notes and loans receivable (attach schedule) ▶			
	Less allowance for doubtful accounts ▶			
	8 Inventories for sale or use			
	9 Prepaid expenses and deferred charges			
	10a Investments—U S and state government obligations (attach schedule)			
	b Investments—corporate stock (attach schedule)			
	c Investments—corporate bonds (attach schedule)			
Liabilities	11 Investments—land, buildings, and equipment basis ▶			
	Less accumulated depreciation (attach schedule) ▶			
	12 Investments—mortgage loans			
	13 Investments—other (attach schedule)	2,416,804	2,384,590	2,813,411
	14 Land, buildings, and equipment basis ▶			
	Less accumulated depreciation (attach schedule) ▶			
	15 Other assets (describe ▶)			
	16 Total assets (to be completed by all filers—see the instructions Also, see page 1, item I)	2,459,505	2,454,712	2,883,533
	17 Accounts payable and accrued expenses			
	18 Grants payable			
	19 Deferred revenue			
	20 Loans from officers, directors, trustees, and other disqualified persons			
	21 Mortgages and other notes payable (attach schedule)			
	22 Other liabilities (describe ▶)			
	23 Total liabilities (add lines 17 through 22)	0	0	
Net Assets or Fund Balances	Foundations that follow SFAS 117, check here and complete lines 24 through 26 and lines 30 and 31. <input type="checkbox"/>			
	24 Unrestricted			
	25 Temporarily restricted			
	26 Permanently restricted			
	Foundations that do not follow SFAS 117, check here and complete lines 27 through 31. <input checked="" type="checkbox"/>			
	27 Capital stock, trust principal, or current funds	2,459,505	2,454,712	
	28 Paid-in or capital surplus, or land, bldg, and equipment fund			
	29 Retained earnings, accumulated income, endowment, or other funds			
	30 Total net assets or fund balances (see instructions)	2,459,505	2,454,712	
	31 Total liabilities and net assets/fund balances (see instructions)	2,459,505	2,454,712	

Part III Analysis of Changes in Net Assets or Fund Balances

1 Total net assets or fund balances at beginning of year—Part II, column (a), line 30 (must agree with end-of-year figure reported on prior year's return)	1	2,459,505
2 Enter amount from Part I, line 27a	2	-632
3 Other increases not included in line 2 (itemize) ▶ Mutual Fund Timing Difference	3	156
4 Add lines 1, 2, and 3	4	2,459,029
5 Decreases not included in line 2 (itemize) ▶ See Attached Statement	5	4,317
6 Total net assets or fund balances at end of year (line 4 minus line 5)—Part II, column (b), line 30	6	2,454,712

Part IV Capital Gains and Losses for Tax on Investment Income

(a) List and describe the kind(s) of property sold (e.g., real estate, 2-story brick warehouse, or common stock, 200 shs. MLC Co.)		(b) How acquired P—Purchase D—Donation	(c) Date acquired (mo., day, yr.)	(d) Date sold (mo., day, yr.)
1a See Attached Statement				
b				
c				
d				
e				
(e) Gross sales price	(f) Depreciation allowed (or allowable)	(g) Cost or other basis plus expense of sale	(h) Gain or (loss) (e) plus (f) minus (g)	
a				
b				
c				
d				
e				
Complete only for assets showing gain in column (h) and owned by the foundation on 12/31/69				
(i) F M V as of 12/31/69	(j) Adjusted basis as of 12/31/69	(k) Excess of col. (i) over col. (j), if any	(l) Gains (Col. (h) gain minus col. (k), but not less than -0-) or Losses (from col. (h))	
a				
b				
c				
d				
e				
2 Capital gain net income or (net capital loss) { If gain, also enter in Part I, line 7 If (loss), enter -0- in Part I, line 7 }		2	88,643	
3 Net short-term capital gain or (loss) as defined in sections 1222(5) and (6) If gain, also enter in Part I, line 8, column (c) (see instructions) If (loss), enter -0- in Part I, line 8 }		3	0	

Part V Qualification Under Section 4940(e) for Reduced Tax on Net Investment Income

(For optional use by domestic private foundations subject to the section 4940(a) tax on net investment income.)

If section 4940(d)(2) applies, leave this part blank.

Was the foundation liable for the section 4942 tax on the distributable amount of any year in the base period? ☐ Yes ☒ No

If "Yes," the foundation does not qualify under section 4940(e). Do not complete this part.

(a) Base period years Calendar year (or tax year beginning in)	(b) Adjusted qualifying distributions	(c) Net value of noncharitable-use assets	(d) Distribution ratio (col. (b) divided by col. (c))
2015	127,531	2,775,966	0.045941
2014	212,492	3,061,696	0.069403
2013	44,314	4,307,705	0.010287
2012	564,072	2,219,119	0.254187
2011	176,506	2,371,033	0.074443
2 Total of line 1, column (d)		2	0.454261
3 Average distribution ratio for the 5-year base period—divide the total on line 2 by 5, or by the number of years the foundation has been in existence if less than 5 years		3	0.090852
4 Enter the net value of noncharitable-use assets for 2016 from Part X, line 5		4	2,803,059
5 Multiply line 4 by line 3		5	254,664
6 Enter 1% of net investment income (1% of Part I, line 27b)		6	1,386
7 Add lines 5 and 6		7	256,050
8 Enter qualifying distributions from Part XII, line 4 If line 8 is equal to or greater than line 7, check the box in Part VI, line 1b, and complete that part using a 1% tax rate. See the Part VI instructions.		8	137,922

Part VI Excise Tax Based on Investment Income (Section 4940(a), 4940(b), 4940(e), or 4948—see instructions)

1a	Exempt operating foundations described in section 4940(d)(2), check here <input type="checkbox"/> and enter "N/A" on line 1 Date of ruling or determination letter (attach copy of letter if necessary—see instructions)			
b	Domestic foundations that meet the section 4940(e) requirements in Part V, check here <input type="checkbox"/> and enter 1% of Part I, line 27b	1		2,771
c	All other domestic foundations enter 2% of line 27b. Exempt foreign organizations enter 4% of Part I, line 12, col (b)			
2	Tax under section 511 (domestic section 4947(a)(1) trusts and taxable foundations only. Others enter -0-)	2		0
3	Add lines 1 and 2	3		2,771
4	Subtitle A (income) tax (domestic section 4947(a)(1) trusts and taxable foundations only. Others enter -0-)	4		
5	Tax based on investment income. Subtract line 4 from line 3. If zero or less, enter -0-	5		2,771
6	Credits/Payments			
a	2016 estimated tax payments and 2015 overpayment credited to 2016	6a	1,189	
b	Exempt foreign organizations—tax withheld at source	6b		
c	Tax paid with application for extension of time to file (Form 8868)	6c		
d	Backup withholding erroneously withheld	6d		
7	Total credits and payments. Add lines 6a through 6d	7		1,189
8	Enter any penalty for underpayment of estimated tax. Check here <input type="checkbox"/> if Form 2220 is attached	8		
9	Tax due. If the total of lines 5 and 8 is more than line 7, enter amount owed	9		1,582
10	Overpayment. If line 7 is more than the total of lines 5 and 8, enter the amount overpaid	10		0
11	Enter the amount of line 10 to be Credited to 2017 estimated tax <input type="checkbox"/> Refunded <input type="checkbox"/>	11		0

Part VII-A Statements Regarding Activities

	Yes	No
1a During the tax year, did the foundation attempt to influence any national, state, or local legislation or did it participate or intervene in any political campaign?		X
1b Did it spend more than \$100 during the year (either directly or indirectly) for political purposes (see Instructions for the definition)? <i>If the answer is "Yes" to 1a or 1b, attach a detailed description of the activities and copies of any materials published or distributed by the foundation in connection with the activities.</i>		X
1c Did the foundation file Form 1120-POL for this year?		X
d Enter the amount (if any) of tax on political expenditures (section 4955) imposed during the year: (1) On the foundation \$ _____ (2) On foundation managers \$ _____		
e Enter the reimbursement (if any) paid by the foundation during the year for political expenditure tax imposed on foundation managers \$ _____		
2 Has the foundation engaged in any activities that have not previously been reported to the IRS? <i>If "Yes," attach a detailed description of the activities</i>		X
3 Has the foundation made any changes, not previously reported to the IRS, in its governing instrument, articles of incorporation, or bylaws, or other similar instruments? <i>If "Yes," attach a conformed copy of the changes</i>		X
4a Did the foundation have unrelated business gross income of \$1,000 or more during the year?		X
4b If "Yes," has it filed a tax return on Form 990-T for this year?	N/A	
5 Was there a liquidation, termination, dissolution, or substantial contraction during the year? <i>If "Yes," attach the statement required by General Instruction T</i>		X
6 Are the requirements of section 508(e) (relating to sections 4941 through 4945) satisfied either: • By language in the governing instrument, or • By state legislation that effectively amends the governing instrument so that no mandatory directions that conflict with the state law remain in the governing instrument?	X	
7 Did the foundation have at least \$5,000 in assets at any time during the year? <i>If "Yes," complete Part II, col (c), and Part XV</i>	X	
8a Enter the states to which the foundation reports or with which it is registered (see instructions) CA		
b If the answer is "Yes" to line 7, has the foundation furnished a copy of Form 990-PF to the Attorney General (or designate) of each state as required by <i>General Instruction G</i> ? <i>If "No," attach explanation</i>	X	
9 Is the foundation claiming status as a private operating foundation within the meaning of section 4942(j)(3) or 4942(j)(5) for calendar year 2016 or the taxable year beginning in 2016 (see instructions for Part XIV)? <i>If "Yes," complete Part XIV</i>		X
10 Did any persons become substantial contributors during the tax year? <i>If "Yes," attach a schedule listing their names and addresses</i>		X

Part VII-A Statements Regarding Activities (continued)

11	At any time during the year, did the foundation, directly or indirectly, own a controlled entity within the meaning of section 512(b)(13)? If "Yes," attach schedule (see instructions)	11	Yes	No
12	Did the foundation make a distribution to a donor advised fund over which the foundation or a disqualified person had advisory privileges? If "Yes," attach statement (see instructions)	12		X
13	Did the foundation comply with the public inspection requirements for its annual returns and exemption application? Website address ▶ N/A	13	X	
14	The books are in care of ▶ WELLS FARGO BANK N A Telephone no ▶ 888-730-4933 Located at ▶ 100 N Main St MAC D4001-117 Winston Salem NC ZIP+4 ▶ 27101			
15	Section 4947(a)(1) nonexempt charitable trusts filing Form 990-PF in lieu of Form 1041—Check here and enter the amount of tax-exempt interest received or accrued during the year ▶ 15 N/A			
16	At any time during calendar year 2016, did the foundation have an interest in or a signature or other authority over a bank, securities, or other financial account in a foreign country? See the instructions for exceptions and filing requirements for FinCEN Form 114. If "Yes," enter the name of the foreign country ▶	16	Yes	No
				X

Part VII-B Statements Regarding Activities for Which Form 4720 May Be Required

File Form 4720 if any item is checked in the "Yes" column, unless an exception applies.

1a	During the year did the foundation (either directly or indirectly)		Yes	No
(1)	Engage in the sale or exchange, or leasing of property with a disqualified person?	<input type="checkbox"/> Yes <input checked="" type="checkbox"/> No		
(2)	Borrow money from, lend money to, or otherwise extend credit to (or accept it from) a disqualified person?	<input type="checkbox"/> Yes <input checked="" type="checkbox"/> No		
(3)	Furnish goods, services, or facilities to (or accept them from) a disqualified person?	<input type="checkbox"/> Yes <input checked="" type="checkbox"/> No		
(4)	Pay compensation to, or pay or reimburse the expenses of, a disqualified person?	<input checked="" type="checkbox"/> Yes <input type="checkbox"/> No		
(5)	Transfer any income or assets to a disqualified person (or make any of either available for the benefit or use of a disqualified person)?	<input type="checkbox"/> Yes <input checked="" type="checkbox"/> No		
(6)	Agree to pay money or property to a government official? (Exception. Check "No" if the foundation agreed to make a grant to or to employ the official for a period after termination of government service, if terminating within 90 days.)	<input type="checkbox"/> Yes <input checked="" type="checkbox"/> No		
b	If any answer is "Yes" to 1a(1)–(6), did any of the acts fail to qualify under the exceptions described in Regulations section 53.4941(d)-3 or in a current notice regarding disaster assistance (see instructions)? Organizations relying on a current notice regarding disaster assistance check here ▶	1b		X
c	Did the foundation engage in a prior year in any of the acts described in 1a, other than excepted acts, that were not corrected before the first day of the tax year beginning in 2016?	1c		X
2	Taxes on failure to distribute income (section 4942) (does not apply for years the foundation was a private operating foundation defined in section 4942(j)(3) or 4942(j)(5))			
a	At the end of tax year 2016, did the foundation have any undistributed income (lines 6d and 6e, Part XIII) for tax year(s) beginning before 2016? If "Yes," list the years ▶ 20____, 20____, 20____, 20____	<input type="checkbox"/> Yes <input checked="" type="checkbox"/> No		
b	Are there any years listed in 2a for which the foundation is not applying the provisions of section 4942(a)(2) (relating to incorrect valuation of assets) to the year's undistributed income? (If applying section 4942(a)(2) to all years listed, answer "No" and attach statement—see instructions.)	2b	N/A	
c	If the provisions of section 4942(a)(2) are being applied to any of the years listed in 2a, list the years here ▶ 20____, 20____, 20____, 20____			
3a	Did the foundation hold more than a 2% direct or indirect interest in any business enterprise at any time during the year?	<input type="checkbox"/> Yes <input checked="" type="checkbox"/> No		
b	If "Yes," did it have excess business holdings in 2016 as a result of (1) any purchase by the foundation or disqualified persons after May 26, 1969; (2) the lapse of the 5-year period (or longer period approved by the Commissioner under section 4943(c)(7)) to dispose of holdings acquired by gift or bequest, or (3) the lapse of the 10-, 15-, or 20-year first phase holding period? (Use Schedule C, Form 4720, to determine if the foundation had excess business holdings in 2016.)	3b	N/A	
4a	Did the foundation invest during the year any amount in a manner that would jeopardize its charitable purposes?	4a		X
b	Did the foundation make any investment in a prior year (but after December 31, 1969) that could jeopardize its charitable purpose that had not been removed from jeopardy before the first day of the tax year beginning in 2016?	4b		X

Part VII-B Statements Regarding Activities for Which Form 4720 May Be Required (continued)

- 5a** During the year did the foundation pay or incur any amount to:
- (1) Carry on propaganda, or otherwise attempt to influence legislation (section 4945(e))? ☐ Yes ☒ No
- (2) Influence the outcome of any specific public election (see section 4955), or to carry on, directly or indirectly, any voter registration drive? ☐ Yes ☒ No
- (3) Provide a grant to an individual for travel, study, or other similar purposes? ☐ Yes ☒ No
- (4) Provide a grant to an organization other than a charitable, etc., organization described in section 4945(d)(4)(A)? (see instructions) ☐ Yes ☒ No
- (5) Provide for any purpose other than religious, charitable, scientific, literary, or educational purposes, or for the prevention of cruelty to children or animals? ☐ Yes ☒ No
- b** If any answer is "Yes" to 5a(1)–(5), did any of the transactions fail to qualify under the exceptions described in Regulations section 53.4945 or in a current notice regarding disaster assistance (see instructions)? ☐ Yes ☒ No
- Organizations relying on a current notice regarding disaster assistance check here ☐
- c** If the answer is "Yes" to question 5a(4), does the foundation claim exemption from the tax because it maintained expenditure responsibility for the grant? ☐ Yes ☐ No
- If "Yes," attach the statement required by Regulations section 53.4945–5(d) N/A
- 6a** Did the foundation, during the year, receive any funds, directly or indirectly, to pay premiums on a personal benefit contract? ☐ Yes ☒ No
- b** Did the foundation, during the year, pay premiums, directly or indirectly, on a personal benefit contract? ☐ Yes ☒ No
- If "Yes" to 6b, file Form 8870
- 7a** At any time during the tax year, was the foundation a party to a prohibited tax shelter transaction? ☐ Yes ☒ No
- b** If "Yes," did the foundation receive any proceeds or have any net income attributable to the transaction? ☐ Yes ☒ No

5b	N/A	
6b		X
7b	N/A	

Part VIII Information About Officers, Directors, Trustees, Foundation Managers, Highly Paid Employees, and Contractors**1 List all officers, directors, trustees, foundation managers and their compensation (see instructions).**

(a) Name and address	(b) Title, and average hours per week devoted to position	(c) Compensation (if not paid, enter -0-)	(d) Contributions to employee benefit plans and deferred compensation	(e) Expense account, other allowances
Wells Fargo Bank, N.A. 100 N Main St MAC D4001-117 Winston Salem, NC 27	Trustee SEE ATTACHED	34,179		

2 Compensation of five highest-paid employees (other than those included on line 1—see instructions). If none, enter "NONE."

(a) Name and address of each employee paid more than \$50,000	(b) Title, and average hours per week devoted to position	(c) Compensation	(d) Contributions to employee benefit plans and deferred compensation	(e) Expense account, other allowances
NONE				

Total number of other employees paid over \$50,000

0

Part VIII Information About Officers, Directors, Trustees, Foundation Managers, Highly Paid Employees, and Contractors *(continued)***3 Five highest-paid independent contractors for professional services (see instructions). If none, enter "NONE."**

(a) Name and address of each person paid more than \$50,000	(b) Type of service	(c) Compensation
NONE		
Total number of others receiving over \$50,000 for professional services		

Part IX-A Summary of Direct Charitable Activities

List the foundation's four largest direct charitable activities during the tax year. Include relevant statistical information such as the number of organizations and other beneficiaries served, conferences convened, research papers produced, etc.	Expenses
1 NONE	
2	
3	
4	

Part IX-B Summary of Program-Related Investments (see instructions)

Describe the two largest program-related investments made by the foundation during the tax year on lines 1 and 2	Amount
1 NONE	
2	
All other program-related investments See instructions	
3 NONE	
Total. Add lines 1 through 3	0

Part X Minimum Investment Return (All domestic foundations must complete this part. Foreign foundations, see instructions.)

1	Fair market value of assets not used (or held for use) directly in carrying out charitable, etc., purposes		
a	Average monthly fair market value of securities	1a	2,757,949
b	Average of monthly cash balances	1b	87,796
c	Fair market value of all other assets (see instructions)	1c	
d	Total (add lines 1a, b, and c)	1d	2,845,745
e	Reduction claimed for blockage or other factors reported on lines 1a and 1c (attach detailed explanation)	1e	
2	Acquisition indebtedness applicable to line 1 assets	2	
3	Subtract line 2 from line 1d	3	2,845,745
4	Cash deemed held for charitable activities. Enter 1½ % of line 3 (for greater amount, see instructions)	4	42,686
5	Net value of noncharitable-use assets. Subtract line 4 from line 3. Enter here and on Part V, line 4	5	2,803,059
6	Minimum investment return. Enter 5% of line 5	6	140,153

Part XI Distributable Amount (see instructions) (Section 4942(j)(3) and (j)(5) private operating foundations and certain foreign organizations check here ☐ and do not complete this part.)

1	Minimum investment return from Part X, line 6	1	140,153
2a	Tax on investment income for 2016 from Part VI, line 5	2a	2,771
b	Income tax for 2016 (This does not include the tax from Part VI)	2b	
c	Add lines 2a and 2b	2c	2,771
3	Distributable amount before adjustments. Subtract line 2c from line 1	3	137,382
4	Recoveries of amounts treated as qualifying distributions	4	
5	Add lines 3 and 4	5	137,382
6	Deduction from distributable amount (see instructions)	6	
7	Distributable amount as adjusted. Subtract line 6 from line 5. Enter here and on Part XIII, line 1	7	137,382

Part XII Qualifying Distributions (see instructions)

1	Amounts paid (including administrative expenses) to accomplish charitable, etc., purposes		
a	Expenses, contributions, gifts, etc.—total from Part I, column (d), line 26	1a	137,922
b	Program-related investments—total from Part IX-B	1b	
2	Amounts paid to acquire assets used (or held for use) directly in carrying out charitable, etc., purposes	2	
3	Amounts set aside for specific charitable projects that satisfy the		
a	Suitability test (prior IRS approval required)	3a	
b	Cash distribution test (attach the required schedule)	3b	
4	Qualifying distributions. Add lines 1a through 3b. Enter here and on Part V, line 8, and Part XIII, line 4	4	137,922
5	Foundations that qualify under section 4940(e) for the reduced rate of tax on net investment income. Enter 1% of Part I, line 27b (see instructions)	5	
6	Adjusted qualifying distributions. Subtract line 5 from line 4	6	137,922

Note. The amount on line 6 will be used in Part V, column (b), in subsequent years when calculating whether the foundation qualifies for the section 4940(e) reduction of tax in those years.

Part XIII Undistributed Income (see instructions)

	(a) Corpus	(b) Years prior to 2015	(c) 2015	(d) 2016
1 Distributable amount for 2016 from Part XI, line 7				137,382
2 Undistributed income, if any, as of the end of 2016				
a Enter amount for 2015 only			126,589	
b Total for prior years 20____, 20____, 20____				
3 Excess distributions carryover, if any, to 2016				
a From 2011				
b From 2012				
c From 2013				
d From 2014				
e From 2015				
f Total of lines 3a through e	0			
4 Qualifying distributions for 2016 from Part XII, line 4 ▶ \$ 137,922				
a Applied to 2015, but not more than line 2a			126,589	
b Applied to undistributed income of prior years (Election required—see instructions)				
c Treated as distributions out of corpus (Election required—see instructions)				
d Applied to 2016 distributable amount				11,333
e Remaining amount distributed out of corpus				
5 Excess distributions carryover applied to 2016 (If an amount appears in column (d), the same amount must be shown in column (a))				
6 Enter the net total of each column as indicated below:				
a Corpus Add lines 3f, 4c, and 4e Subtract line 5	0			
b Prior years' undistributed income Subtract line 4b from line 2b		0		
c Enter the amount of prior years' undistributed income for which a notice of deficiency has been issued, or on which the section 4942(a) tax has been previously assessed				
d Subtract line 6c from line 6b Taxable amount—see instructions				
e Undistributed income for 2015 Subtract line 4a from line 2a Taxable amount—see instructions			0	
f Undistributed income for 2016 Subtract lines 4d and 5 from line 1 This amount must be distributed in 2017				126,049
7 Amounts treated as distributions out of corpus to satisfy requirements imposed by section 170(b)(1)(F) or 4942(g)(3) (Election may be required—see instructions)				
8 Excess distributions carryover from 2011 not applied on line 5 or line 7 (see instructions)				
9 Excess distributions carryover to 2017. Subtract lines 7 and 8 from line 6a				
10 Analysis of line 9				
a Excess from 2012				
b Excess from 2013				
c Excess from 2014				
d Excess from 2015				
e Excess from 2016				

Part XIV Private Operating Foundations (see instructions and Part VII-A, question 9)**N/A****1a** If the foundation has received a ruling or determination letter that it is a private operating foundation, and the ruling is effective for 2016, enter the date of the ruling ▶**b** Check box to indicate whether the foundation is a private operating foundation described in section☐ 4942(j)(3) or☐ 4942(j)(5)**2a** Enter the lesser of the adjusted net income from Part I or the minimum investment return from Part X for each year listed

Tax year	Prior 3 years			(e) Total
(a) 2016	(b) 2015	(c) 2014	(d) 2013	
				0
				0
				0
				0
				0
				0
				0
				0
				0
				0
				0
				0
				0
				0
				0
				0
				0

b 85% of line 2a**c** Qualifying distributions from Part XII, line 4 for each year listed**d** Amounts included in line 2c not used directly for active conduct of exempt activities**e** Qualifying distributions made directly for active conduct of exempt activities. Subtract line 2d from line 2c**3** Complete 3a, b, or c for the alternative test relied upon**a** "Assets" alternative test—enter**(1)** Value of all assets**(2)** Value of assets qualifying under section 4942(j)(3)(B)(i)**b** "Endowment" alternative test—enter 2/3 of minimum investment return shown in Part X, line 6 for each year listed**c** "Support" alternative test—enter**(1)** Total support other than gross investment income (interest, dividends, rents, payments on securities loans (section 512(a)(5)), or royalties)**(2)** Support from general public and 5 or more exempt organizations as provided in section 4942(j)(3)(B)(iii)**(3)** Largest amount of support from an exempt organization**(4)** Gross investment income**Part XV Supplementary Information** (Complete this part only if the foundation had \$5,000 or more in assets at any time during the year—see instructions.)**1 Information Regarding Foundation Managers:****a** List any managers of the foundation who have contributed more than 2% of the total contributions received by the foundation before the close of any tax year (but only if they have contributed more than \$5,000) (See section 507(d)(2))

NONE

b List any managers of the foundation who own 10% or more of the stock of a corporation (or an equally large portion of the ownership of a partnership or other entity) of which the foundation has a 10% or greater interest

NONE

2 Information Regarding Contribution, Grant, Gift, Loan, Scholarship, etc., Programs:Check here ☒ if the foundation only makes contributions to preselected charitable organizations and does not accept unsolicited requests for funds. If the foundation makes gifts, grants, etc. (see instructions) to individuals or organizations under other conditions, complete items 2a, b, c, and d**a** The name, address, and telephone number or e-mail address of the person to whom applications should be addressed**b** The form in which applications should be submitted and information and materials they should include**c** Any submission deadlines**d** Any restrictions or limitations on awards, such as by geographical areas, charitable fields, kinds of institutions, or other factors

Part XV **Supplementary Information** (continued)**3 Grants and Contributions Paid During the Year or Approved for Future Payment**

Recipient	If recipient is an individual, show any relationship to any foundation manager or substantial contributor	Foundation status of recipient	Purpose of grant or contribution	Amount
Name and address (home or business)				
a <i>Paid during the year</i> See Attached Statement				
Total				3a 128,252
b <i>Approved for future payment</i> NONE				
Total				3b 0

Part XVI-A Analysis of Income-Producing Activities

Enter gross amounts unless otherwise indicated







Enter gross amounts unless otherwise indicated		Unrelated business income		Excluded by section 512, 513, or 514		(e) Related or exempt function income (See instructions)
		(a) Business code	(b) Amount	(c) Exclusion code	(d) Amount	
1	Program service revenue					
a						
b						
c						
d						
e						
f						
g	Fees and contracts from government agencies					
2	Membership dues and assessments					
3	Interest on savings and temporary cash investments					
4	Dividends and interest from securities			14	51,765	
5	Net rental income or (loss) from real estate					
a	Debt-financed property					
b	Not debt-financed property					
6	Net rental income or (loss) from personal property					
7	Other investment income					
8	Gain or (loss) from sales of assets other than inventory			18	88,643	
9	Net income or (loss) from special events					
10	Gross profit or (loss) from sales of inventory					
11	Other revenue a FARM INCOME			15	480	
b	ROYALTY INCOME			15	39,000	
c						
d						
e						
12	Subtotal Add columns (b), (d), and (e)		0		179,888	0
13	Total. Add line 12, columns (b), (d), and (e)				13	179,888

Part XVI-B	Relationship of Activities to the Accomplishment of Exempt Purposes
-------------------	--

[illegible]

Part XVII Information Regarding Transfers To and Transactions and Relationships With Noncharitable Exempt Organizations

- | | | |
|---|--|----|
| 1 | Did the organization directly or indirectly engage in any of the following with any other organization described in section 501(c) of the Code (other than section 501(c)(3) organizations) or in section 527, relating to political organizations? | |
| a | Transfers from the reporting foundation to a noncharitable exempt organization of | |
| | (1) Cash | 1a |
| | (2) Other assets | 1a |
| b | Other transactions | |
| | (1) Sales of assets to a noncharitable exempt organization | 1b |
| | (2) Purchases of assets from a noncharitable exempt organization | 1b |
| | (3) Rental of facilities, equipment, or other assets | 1b |
| | (4) Reimbursement arrangements | 1b |
| | (5) Loans or loan guarantees | 1b |
| | (6) Performance of services or membership or fundraising solicitations | 1b |
| c | Sharing of facilities, equipment, mailing lists, other assets, or paid employees | |
| d | If the answer to any of the above is "Yes," complete the following schedule. Column (b) should always show the fair market value of the goods, other assets, or services given by the reporting foundation. If the foundation received less than fair market value in any transaction or sharing arrangement, show in column (d) the value of the goods, other assets, or services received. | 1 |

	Yes	No
		
1a(1)		X
1a(2)		X
		
1b(1)		X
1b(2)		X
1b(3)		X
1b(4)		X
1b(5)		X
1b(6)		X
1c		X

[illegible]

- 2a** Is the foundation directly or indirectly affiliated with, or related to, one or more tax-exempt organizations described in section 501(c) of the Code (other than section 501(c)(3)) or in section 527? ☐ Yes ☒ No
- b** If "Yes," complete the following schedule

(a) Name of organization	(b) Type of organization	(c) Description of relationship

Under penalties of perjury, I declare that I have examined this return, including accompanying schedules and statements, and to the best of my knowledge and belief, it is true, correct, and complete. Declaration of preparer (other than taxpayer) is based on all information of which preparer has any knowledge.

A. B. M. SVP
Signature of officer or trustee


9/7/2017
Date

SVP Wells Fargo Bank N A
Title

May the IRS discuss this return with the preparer shown below (see instructions)? ☒ Yes ☐ No

**Paid
Preparer
Use Only**

Print/Type preparer's name
JOSEPH J CASTRIANO

Preparer's signature 

Date	9/7/2017
------	----------

Check ☒ if self-employed

PTIN	
P01251603	

Firm's name ► PricewaterhouseCoopers, LLP

Firm's EIN ▶	13-4008324
--------------	------------

Firm's address ► 600 GRANT STREET, PITTSBURGH, PA 15219-2777

Phone no	412-355-6000
----------	--------------

Supplemental Information:

Part VIII: Information About Officers, Directors, Trustees, Foundation Managers, Highly Paid Employees, and Contractors.

Wells Fargo Bank N.A
100 N Main Street Mac 4001-117
Winston-Salem, NC 27101-3818

The compensation reported in column (c) is calculated based on periodic market values and/or the applicable fee agreement. It is not determined solely on an hourly basis. Corporate Trustee services include, but are not limited to, administrative services such as fiduciary accounting, custody of assets, complying with tax filing requirements, complying with distribution provisions, and complying with federal and state laws applicable to private foundations, plus asset management services such as creating asset allocation strategies, investment reporting and reallocating and rebalancing of portfolios as necessary.

Continuation of Part XV, Line 3a (990-PF) - Grants and Contributions Paid During the Year

Recipient(s) paid during the year

Name

BROTHERS OF HOSPITALER ORDER OF ST JOHN OF GOD

Street

2468 S ST ANDREWS PL

City

LOS ANGELES

State
CA**Zip Code**
90018**Foreign Country****Relationship**

NONE

Foundation Status

PC

Purpose of grant/contribution

GENERAL SUPPORT GRANT

Amount

6,437

Name

ST VINCENTS INSTITUTION

Street

4200 CALLE REAL

City

SANTA BARBARA

State
CA**Zip Code**
93110**Foreign Country****Relationship**

NONE

Foundation Status

PC

Purpose of grant/contribution

GENERAL SUPPORT GRANT

Amount

40,501

Name

HATHAWAY SYCAMORES CHILD AND FAM SVC

Street

210 S DELACEY AVE SUITE 110

City

PASADENA

State
CA**Zip Code**
91105**Foreign Country****Relationship**

NONE

Foundation Status

PC

Purpose of grant/contribution

GENERAL SUPPORT GRANT

Amount

27,000

Name

SISTERS OF SOCIAL SERVICE

Street

4316 LANAI RD

City

ENCINO

State
CA**Zip Code**
91436**Foreign Country****Relationship**

NONE

Foundation Status

PC

Purpose of grant/contribution

GENERAL SUPPORT GRANT

Amount

40,501

Name

MARIAN MEDICAL CENTER FOUNDATION

Street

1400 E CHURCH STREET

City

SANTA MARIA

State
CA**Zip Code**
93454**Foreign Country****Relationship**

NONE

Foundation Status

PC

Purpose of grant/contribution

GENERAL SUPPORT GRANT

Amount

13,500

Name

BRAILLE INSTITUTE OF AMERICA

Street

741 N VERMONT AVE

City

LOS ANGELES

State
CA**Zip Code**
90029**Foreign Country****Relationship**

NONE

Foundation Status

PC

Purpose of grant/contribution

GENERAL SUPPORT GRANT

Amount

313

Part I, Line 6 (990-PF) - Gain/Loss from Sale of Assets Other Than Inventory

Amount										Totals		Gross Sales		Cost or Other Basis, Expenses Depreciation and Adjustments		Net Gain or Loss	
Long Term CG Distributions										Capital Gains/Losses		825,488		736,845		88,643	
Short Term CG Distributions										Other sales		0		0		0	
Description	CUSIP #	Check "X" to include in Part IV	Purchaser	Check "X" if Purchaser is a Business	Acquisition Method	Date Acquired	Date Sold	Gross Sales Price	Cost or Other Basis	Valuation Method	Expense of Sale and Cost of Improvements	Depreciation	Adjustments	Net Gain or Loss			
1	UNION PACIFIC CORP	907818108		X		7/21/2015	2/13/2017	1,296	1,185					111			
2	UNION PACIFIC CORP	907818108		X		10/6/2015	2/13/2017	108	84					24			
3	UNITED PARCEL SERVICE CO	911312105		X		10/28/2014	1/19/2017	1,264	1,130					134			
4	UNITED PARCEL SERVICE CO	911312105		X		10/6/2015	1/19/2017	460	406					54			
5	UNITEDHEALTH GROUP INC	91324P102		X		8/24/2016	1/19/2017	1,418	1,279					140			
6	UNITEDHEALTH GROUP INC	91324P102		X		7/21/2015	1/19/2017	945	734					211			
7	VANGUARD INTERMEDIATE	921937819		X		5/11/2016	8/24/2016	11,678	11,525					153			
8	VANGUARD INTERMEDIATE	921937819		X		10/5/2016	2/13/2017	7,995	8,350				355	0			
9	VANGUARD SHORT TERM BOND	921937827		X		11/10/2015	8/24/2016	17,126	18,933					193			
10	VANGUARD SHORT TERM BOND	921937827		X		5/11/2016	8/24/2016	24,226	24,229					7			
11	BOEING CO	097023105		X		10/28/2014	3/24/2017	1,405	980					425			
12	BOEING CO	097023105		X		10/6/2015	3/24/2017	2,792	1,749					533			
13	BOEING CO	097023105		X		8/8/2014	3/24/2017	1,580	1,084					516			
14	CME GROUP INC	12572Q105		X		10/28/2014	10/5/2016	415	327					88			
15	CME GROUP INC	12572Q105		X		7/21/2015	10/5/2016	1,659	1,601					58			
16	CME GROUP INC	12572Q105		X		10/6/2015	10/5/2016	1,555	1,374					181			
17	CME GROUP INC	12572Q105		X		4/9/2013	10/5/2016	829	482					347			
18	CME GROUP INC	12572Q105		X		4/9/2013	1/19/2017	1,286	862					424			
19	CME GROUP INC	12572Q105		X		4/9/2013	3/31/2017	595	301					294			
20	CME GROUP INC	12572Q105		X		4/19/2013	3/31/2017	2,379	1,174					1,205			
21	CME GROUP INC	12572Q105		X		8/30/2012	3/31/2017	357	164					193			
22	CELANESE CORP	150870103		X		11/24/2014	2/13/2017	1,599	1,100					489			
23	CISCO SYSTEMS INC	17275R102		X		7/21/2015	2/13/2017	1,373	1,209					164			
24	CISCO SYSTEMS INC	17275R102		X		8/29/2015	2/13/2017	447	363					84			
25	CITIGROUP INC	172967424		X		7/21/2015	2/13/2017	1,473	1,472					1			
26	CITIGROUP INC	172967424		X		10/28/2014	2/13/2017	177	156					21			
27	COGNIZANT TECH SOLUTION	192446102		X		3/16/2016	1/19/2017	1,831	1,885					54			
28	COMCAST CORP CLASS A	20030N101		X		7/21/2015	2/13/2017	1,811	1,542					269			
29	CREDIT SUISSE COMM RET	22544R305		X		4/16/2013	1/19/2017	5,042	7,475					-2,433			
30	CREDIT SUISSE COMM RET	22544R305		X		4/19/2013	1/19/2017	3,773	5,586					-1,813			
31	CREDIT SUISSE COMM RET	22544R305		X		5/8/2013	1/19/2017	8,564	12,789					-4,222			
32	CREDIT SUISSE COMM RET	22544R305		X		1/24/2014	1/19/2017	11,782	16,615					-4,833			
33	CREDIT SUISSE COMM RET	22544R305		X		1/23/2015	1/19/2017	15,071	17,131					-2,060			
34	CREDIT SUISSE COMM RET	22544R305		X		1/22/2016	1/19/2017	5,362	4,536					827			
35	CUMMINS INC	231021106		X		2/7/2014	11/2/2016	9,600	7,257					-2,343			
36	CUMMINS INC	231021106		X		8/6/2014	11/2/2016	2,445	2,784					-349			
37	ASG GLOBAL ALTERNATIVES	63872T885		X		7/15/2013	8/24/2016	12,763	15,034					-2,271			
38	ASG GLOBAL ALTERNATIVES	63872T885		X		7/15/2013	1/19/2017	1,306	1,463					157			
39	ASG GLOBAL ALTERNATIVES	63872T885		X		7/15/2013	2/13/2017	2,384	2,638					-254			
40	NEUBERGER BERMAN LONG	84128R608		X		8/23/2014	8/24/2016	14,864	15,128					-164			
41	NEUBERGER BERMAN LONG	84128R608		X		8/23/2014	2/13/2017	2,359	2,327					32			
42	PNC FINANCIAL SERVICES	893475105		X		7/21/2015	2/13/2017	1,617	1,302					315			
43	BOSTON P LINGSHIRE RES-IN	74925K581		X		7/15/2013	1/19/2017	6,913	5,905					1,008			
44	ROCHE HOLDINGS LTD - ADR	771195104		X		8/28/2015	2/13/2017	1,252	1,438					-186			
45	T ROWE PRICE INST FLOAT	77958B402		X		1/24/2014	1/19/2017	5,629	5,748					-117			
46	T ROWE PRICE INST FLOAT	77958B402		X		4/25/2014	1/19/2017	12,668	12,858					-188			
47	T ROWE PRICE INST FLOAT	77958B402		X		8/28/2016	1/19/2017	7,446	7,380					66			
48	T ROWE PRICE INST FLOAT	77958B402		X		4/22/2016	1/19/2017	1,446	1,419					27			
49	T ROWE PRICE REAL ESTATE	779619109		X		1/23/2017	2/13/2017	9,882	5,011					-29			
50	SPDR DJ WILSHIRE INTERNA	78463X963		X		10/21/2008	8/24/2016	11,501	8,387					3,114			
51	SPDR DJ WILSHIRE INTERNA	78463X963		X		10/21/2008	10/5/2016	1,009	780					229			
52	SPDR DJ WILSHIRE INTERNA	78463X963		X		7/21/2009	10/5/2016	11,504	8,878					2,626			
53	SPDR DJ WILSHIRE INTERNA	78463X963		X		1/19/2017	2/13/2017	3,213	3,124					89			
54	SCHLUMBERGER LTD	806957108		X		11/24/2014	1/19/2017	1,183	1,045					-138			
55	SCHLUMBERGER LTD	806957108		X		10/28/2014	1/19/2017	784	852					-68			
56	SPIRIT AEROSYSTEMS HOLD	846574109		X		10/5/2016	2/13/2017	1,496	1,220					276			
57	SUNCOR ENERGY INC NEW	867224107		X		7/8/2015	2/13/2017	1,559	1,326					233			
58	TJX COMPANIES INC	872540109		X		8/29/2011	2/13/2017	1,462	495					968			
59	TARGET CORP	87812E106		X		8/28/2015	11/15/2016	1,357	1,483					-126			
60	TARGET CORP	87812E106		X		10/28/2014	11/15/2016	857	729					129			
61	TARGET CORP	87812E106		X		10/28/2014	2/13/2017	1,232	1,153					79			
62	UNION PACIFIC CORP	907818108		X		10/28/2014	2/13/2017	432	464					32			
63	ISHARES S&P MID-CAP 400	464287705		X		4/16/2013	2/13/2017	4,951	3,190					1,761			
64	ISHARES S&P MID-CAP 400	464287705		X		7/21/2015	8/24/2016	6,843	6,482					361			
65	ISHARES S&P MID-CAP 400	464287705		X		9/19/2014	11/19/2017	3,783	3,283					500			
66	ISHARES S&P MID-CAP 400	464287705		X		7/21/2015	1/19/2017	1,892	1,852					240			
67	ISHARES S&P MID-CAP 400	464287705		X		4/23/2014	1/19/2017	6,111	5,082					1,049			
68	ISHARES S&P MID-CAP 400	464287705		X		4/23/2014	2/13/2017	4,806	3,857					951			
69	ISHARES CORE S&P SMALL	464287804		X		8/24/2016	1/19/2017	8,263	7,554					709			
70	ISHARES CORE S&P SMALL	464287804		X		8/24/2016	2/13/2017	14,800	13,127					1,673			
71	ISHARES CORE S&P SMALL	464287804		X		2/19/2009	5/24/2017	29,538	8,543					20,995			
72	YANGUARD ETSE EMERGING	922042858		X		8/5/2011	8/24/2016	9,388	10,550					1,162			

Part I, Line 6 (990-PF) - Gain/Loss from Sale of Assets Other Than Inventory

Amount		Check "X" if		Check "X" if		Totals		Gross		Cost or Other Basis, Expenses		Net Gain	
Long Term CG Distributions		to include in Part IV		Purchaser is a Business		Capital Gains/Losses		Sales		Depreciation and Adjustments		or Loss	
Short Term CG Distributions						Other sales		825,468		736,845		88,643	
								0		0		0	
Description	CUSIP #		Purchaser	Acquisition Method	Date Acquired	Date Sold	Gross Sales Price	Cost or Other Basis	Valuation Method	Expense of Sale and Cost of Improvements	Depreciation	Adjustments	Net Gain or Loss
73 VANGUARD FTSE EMERGING	922042858	X			5/9/2012	8/24/2018	5,391	5,775				0	-384
74 VANGUARD FTSE EMERGING	922042858	X			1/22/2014	8/24/2016	11,537	12,150				0	-613
75 VANGUARD FTSE EMERGING	922042858	X			7/11/2013	8/24/2016	26,540	29,738				0	-1,198
76 VANGUARD FTSE EMERGING	922042858	X			7/11/2013	2/13/2017	2,070	2,082				12	0
77 VANGUARD FTSE EMERGING	922042858	X			1/19/2017	2/13/2017	4,808	4,360				0	249
78 VANGUARD REIT VIPER	922908553	X			2/3/2009	8/24/2016	13,703	4,023				0	9,680
79 VANGUARD REIT VIPER	922908553	X			10/9/2013	8/24/2016	7,803	5,465				0	2,138
80 VANGUARD REIT VIPER	922908553	X			2/10/2009	8/24/2016	9,458	2,682				0	6,777
81 VANGUARD REIT VIPER	922908553	X			2/10/2009	10/5/2016	20,185	8,848				0	20,337
82 EATON CORP PLC	028183103	X			10/29/2014	1/19/2017	681	813				0	88
83 EATON CORP PLC	028183103	X			10/9/2015	1/19/2017	749	577				0	172
84 TE CONNECTIVITY LTD	184388104	X			1/18/2016	2/13/2017	1,282	1,111				0	171
85 AOR MANAGED FUTURES ST	002034859	X			8/26/2016	2/13/2017	3,195	3,417				222	0
86 AFFILIATED MANAGERS GRC	008252108	X			7/21/2015	2/13/2017	335	439				0	104
87 AFFILIATED MANAGERS GRC	008252108	X			1/22/2016	2/13/2017	1,005	807				0	198
88 AMERIPRISE FINL INC	03075C108	X			7/29/2015	2/13/2017	1,389	1,394				0	5
89 APPLE INC	037833100	X			7/21/2015	1/19/2017	2,516	2,753				0	237
90 APPLE INC	037833100	X			5/5/2015	1/19/2017	858	1,012				0	54
91 APPLE INC	037833100	X			5/5/2015	2/13/2017	533	506				0	27
92 APPLE INC	037833100	X			8/28/2015	2/13/2017	1,087	897				0	170
93 APPLE INC	037833100	X			10/28/2014	4/25/2017	2,456	1,793				0	666
94 APPLE INC	037833100	X			8/28/2015	4/25/2017	3,472	2,892				0	780
95 APPLE INC	037833100	X			10/21/2014	4/25/2017	579	412				0	167
96 BERKSHIRE HATHAWAY INC	084670702	X			8/12/2011	10/5/2016	2,294	1,144				0	1,150
97 BERKSHIRE HATHAWAY INC	084670702	X			4/11/2012	10/5/2016	1,281	712				0	579
98 BERKSHIRE HATHAWAY INC	084670702	X			4/18/2013	10/5/2016	1,147	828				0	319
99 BERKSHIRE HATHAWAY INC	084670702	X			10/28/2014	10/5/2016	1,004	979				0	25
100 BERKSHIRE HATHAWAY INC	084670702	X			7/21/2015	10/5/2016	1,721	1,734				0	-13
101 BERKSHIRE HATHAWAY INC	084670702	X			10/9/2015	10/5/2016	2,008	1,848				0	160
102 BERKSHIRE HATHAWAY INC	084670702	X			11/4/2009	10/5/2016	574	270				0	304
103 BERKSHIRE HATHAWAY INC	084670702	X			11/4/2009	2/13/2017	541	1,325				0	784
104 BLACKROCK GL JS CREDIT	091936732	X			10/27/2015	2/13/2017	3,910	3,983				0	-73
105 BLACKROCK INC	09247X101	X			10/28/2014	1/19/2017	1,513	1,311				0	202
106 BOEING CO	097023105	X			12/11/2015	10/5/2016	1,595	1,752				0	-157
107 BOEING CO	097023105	X			7/21/2015	1/19/2017	2,089	1,804				0	165
108 BOEING CO	097023105	X			12/11/2015	1/19/2017	318	292				0	26
109 ISHARES CORE S&P SMALL	484287804	X			7/21/2009	5/24/2017	19,372	6,572				0	12,800
110 ISHARES CORE S&P SMALL	484287804	X			8/24/2016	5/24/2017	5,496	4,954				0	542
111 ISHARES CORE S&P SMALL	484287804	X			2/3/2009	5/24/2017	8,449	2,419				0	6,030
112 JPMORGAN CHASE & CO	46625H100	X			10/28/2014	10/5/2016	737	650				0	87
113 JPMORGAN CHASE & CO	46625H100	X			7/21/2015	10/5/2016	1,675	1,733				0	58
114 JPMORGAN CHASE & CO	46625H100	X			10/5/2015	10/5/2016	1,142	1,856				0	133
115 JPMORGAN CHASE & CO	46625H100	X			3/1/2016	10/5/2016	201	177				0	24
116 JPMORGAN CHASE & CO	46625H100	X			4/18/2013	1/19/2017	1,262	698				0	564
117 JPMORGAN CHASE & CO	46625H100	X			3/1/2016	1/19/2017	841	581				0	260
118 JPMORGAN CHASE & CO	46625H100	X			3/1/2016	3/31/2017	3,256	2,187				0	1,069
119 JPMORGAN CHASE & CO	46625H100	X			10/11/2011	3/31/2017	352	134				0	218
120 CUMMINS INC	231021106	X			7/21/2015	11/2/2016	2,302	2,310				0	-110
121 CUMMINS INC	231021106	X			10/6/2015	11/2/2016	1,589	1,443				0	148
122 WALT DISNEY CO	254687108	X			2/3/2009	1/19/2017	1,829	345				0	1,484
123 EATON VANCE GLOBAL MAC	277923728	X			8/28/2018	2/13/2017	2,385	2,399				0	-14
124 FID ADV EMER MKTS INC-CL	315820702	X			8/26/2016	2/13/2017	3,623	3,657				0	34
125 GILEAD SCIENCES INC	375558103	X			10/28/2014	2/13/2017	1,015	1,899				0	-884
126 GILEAD SCIENCES INC	375558103	X			8/26/2015	2/13/2017	338	540				0	-202
127 HAIN CELESTIAL GROUP INC	405217100	X			12/17/2015	2/13/2017	1,179	1,394				0	-215
128 ISHARES S&P MID-CAP 400	484287606	X			7/21/2015	8/24/2016	9,943	9,611				0	332
129 ISHARES S&P MID-CAP 400	484287606	X			2/8/2013	1/18/2017	367	248				0	119
130 ISHARES S&P MID-CAP 400	484287606	X			7/21/2015	1/19/2017	734	686				0	48
131 ISHARES S&P MID-CAP 400	484287606	X			4/18/2013	1/19/2017	1,458	981				0	487
132 VANGUARD SHORT TERM BD	921937827	X			9/10/2008	8/24/2016	1,454	1,401				87	53
133 VANGUARD SHORT TERM BD	921937827	X			10/5/2016	2/13/2017	5,854	5,721				0	133
134 VANGUARD SHORT TERM BD	921937827	X			10/5/2016	6/7/2017	11,426	11,523				0	-96
135 VANGUARD SHORT TERM BD	921937827	X			1/18/2017	6/7/2017	17,817	17,734				0	83
136 VANGUARD SHORT TERM BD	921937827	X			9/10/2008	6/7/2017	5,753	5,713				0	-40
137 VANGUARD SHORT TERM BD	921937827	X			9/10/2008	6/7/2017	5,753	5,695				0	146
138 VANGUARD FTSE DEVELOPE	921943858	X			10/21/2014	8/24/2016	14,912	15,208				0	-296
139 VANGUARD FTSE DEVELOPE	921943858	X			1/21/2015	8/24/2016	25,402	25,930				0	-528
140 VANGUARD FTSE DEVELOPE	921943858	X			2/8/2013	8/24/2016	30,480	29,552				0	908
141 VANGUARD FTSE DEVELOPE	921943858	X			2/8/2013	2/13/2017	3,494	3,306				0	188
142 VANGUARD FTSE EMERGING	922042858	X			5/11/2010	8/24/2016	32,952	35,314				0	-2,362
143 VANGUARD FTSE EMERGING	922042858	X			7/21/2015	8/24/2016	319	368				0	-79
144 MONSANTO CO NEW	61165W101	X			10/27/2015	12/8/2016	2,201	1,915				0	286

Part I, Line 6 (990-PF) - Gain/Loss from Sale of Assets Other Than Inventory

Amount						Totals		Gross Sales		Cost or Other Basis, Expenses Depreciation and Adjustments		Net Gain or Loss		
Long Term CG Distributions	1,699					Capital Gains/Losses		825,488		736,845		88,643		
Short Term CG Distributions	0					Other sales		0		0		0		
Description	CUSIP #	Check "X" to include in Part IV	Purchaser	Check "X" if Purchaser is a Business	Acquisition Method	Date Acquired	Date Sold	Gross Sales Price	Cost or Other Basis	Valuation Method	Expense of Sale and Cost of Improvements	Depreciation	Adjustments	Net Gain or Loss
145 MONSANTO CO NEW	81166W101	X				7/8/2015	12/8/2016	8,490	8,586				0	106
146 JPMORGAN HIGH YIELD FUN	4812C0803	X				4/22/2016	2/13/2017	2,384	2,269				0	115
147 LAS VEGAS SANDS CORP	517834107	X				8/10/2014	11/2/2016	1,905	2,077				0	172
148 LAS VEGAS SANDS CORP	517834107	X				9/10/2014	2/13/2017	1,490	1,762				0	272
149 MANULIFE FINANCIAL CORP	56501R106	X				12/17/2015	2/13/2017	1,448	1,131				0	317
150 MERGER FUND INST #301	569509207	X				5/13/2010	2/13/2017	2,394	2,395				0	-1
151 JPMORGAN HIGH YIELD FUN	4812C0803	X				1/24/2014	1/19/2017	304	329				0	-25
152 JPMORGAN HIGH YIELD FUN	4812C0803	X				12/19/2014	1/19/2017	44,115	45,126				0	-1,011
153 JPMORGAN HIGH YIELD FUN	4812C0803	X				7/23/2015	1/19/2017	3,902	3,949				0	-47
154 MICROSOFT CORP	594918104	X				8/24/2016	1/19/2017	1,431	1,330				0	101
155 MICROSOFT CORP	594918104	X				10/5/2016	1/19/2017	1,742	1,905				0	137
156 MICROSOFT CORP	594918104	X				10/5/2016	2/13/2017	129	115				0	14
157 MICROSOFT CORP	594918104	X				8/10/2015	2/13/2017	1,100	804				0	296
158 JPMORGAN HIGH YIELD FUN	4812C0803	X				8/28/2016	1/19/2017	14,868	14,687				0	81
159 JPMORGAN HIGH YIELD FUN	4812C0803	X				4/22/2016	1/19/2017	2,384	2,259				0	105
160 MONSANTO CO NEW	81166W101	X				4/24/2015	12/8/2016	3,145	3,552				0	-407

Part I, Line 11 (990-PF) - Other Income

		39,480	39,480	0
	Description	Revenue and Expenses per Books	Net Investment Income	Adjusted Net Income
1	FARM INCOME	480	480	
2	ROYALTY INCOME	39,000	39,000	

Part I, Line 16b (990-PF) - Accounting Fees

		1,115	0	0	1,115
Description		Revenue and Expenses per Books	Net Investment Income	Adjusted Net Income	Disbursements for Charitable Purposes (Cash Basis Only)
1	TAX PREP FEES	1,115			1,115

Part I, Line 18 (990-PF) - Taxes

		2,425	1,149	0	0
Description		Revenue and Expenses per Books	Net Investment Income	Adjusted Net Income	Disbursements for Charitable Purposes
1	Foreign Tax Withheld	1,149	1,149		
2	PY Excise Tax Due	87			
3	Estimated Excise Payments	1,189			

Part I, Line 23 (990-PF) - Other Expenses

		14,549	14,539	0	10
Description		Revenue and Expenses per Books	Net Investment Income	Adjusted Net Income	Disbursements for Charitable Purposes
1	ADR Fees	24	24		
2	State AG Fees	10	0		10
3	ROYALTY EXPENSE	13,690	13,690		
4	FARM EXPENSE	825	825		

Part II, Line 13 (990-PF) - Investments - Other

		2,416,804	2,384,590	2,813,411	
	Asset Description	Basis of Valuation	Book Value Beg. of Year	Book Value End of Year	FMV End of Year
1				0	
2	AFFILIATED MANAGERS GROUP INC		0	7,686	12,937
3	APPLE COMPUTER INC COM		0	7,647	29,956
4	BAYER A G SPONSORED ADR		0	7,022	9,220
5	BOEING COMPANY		0	5,974	14,831
6	CVS/CAREMARK CORPORATION		0	7,654	12,793
7	CISCO SYSTEMS INC		0	11,176	17,090
8	COGNIZANT TECH SOLUTIONS CRP COM		0	14,443	16,932
9	DIAGEO PLC - ADR		0	7,687	11,024
10	WALT DISNEY CO		0	2,062	10,944
11	GILEAD SCIENCES INC		0	5,643	8,423
12	HOME DEPOT INC		0	7,496	7,823
13	ELI LILLY & CO COM		0	6,957	6,996
14	MICROSOFT CORP		0	14,256	26,607
15	PNC FINANCIAL SERVICES GROUP		0	12,183	16,108
16	ROCHE HOLDINGS LTD - ADR		0	13,763	13,102
17	SCHLUMBERGER LTD		0	11,331	11,522
18	TJX COS INC NEW		0	2,317	6,423
19	THERMO FISHER SCIENTIFIC INC		0	4,389	12,911
20	TOTAL FINA ELF S A ADR		0	11,380	11,604
21	UNION PACIFIC CORP		0	8,208	17,426
22	MCKESSON CORP		0	9,425	11,024
23	MANULIFE FINANCIAL CORP		0	10,490	13,695
24	UNITED PARCEL SERVICE-CL B		0	7,799	10,727
25	TARGET CORP		0	4,016	5,438
26	UNITEDHEALTH GROUP INC		0	5,939	23,363
27	HAIN CELESTIAL GROUP INC		0	6,726	6,366
28	BLACKROCK INC		0	6,919	9,293
29	JPMORGAN CHASE & CO		0	3,438	14,258
30	SUNCOR ENERGY INC NEW F		0	12,422	13,549
31	MERCK & CO INC NEW		0	10,072	12,498
32	BERSHIRE HATHAWAY INC		0	3,313	8,299
33	ALPHABET INC/CA		0	8,795	18,175
34	COMCAST CORP CLASS A		0	5,636	18,292
35	LAS VEGAS SANDS CORP		0	8,519	10,222
36	CELANESE CORP		0	8,891	16,614
37	TE CONNECTIVITY LTD		0	9,490	11,015
38	CITIGROUP INC		0	13,461	18,258
39	AMERIPRISE FINL INC		0	12,247	13,365
40	SPIRIT AEROSYTSEMS HOLD-CL A		0	7,506	9,270
41	EATON CORP PLC		0	5,668	9,106
42	CME GROUP INC		0	3,176	7,389
43	ZOETIS INC		0	6,285	7,111
44	MERGER FUND-INST #301		0	45,335	46,300
45	FID ADV EMER MKTS INC- CL I 607		0	132,558	138,809
46	T ROWE PRICE REAL ESTATE FD 122		0	119,085	119,930

Part II, Line 13 (990-PF) - Investments - Other

		2,416,804	2,384,590	2,813,411
Asset Description	Basis of Valuation	Book Value Beg of Year	Book Value End of Year	FMV End of Year
47 ISHARES TR SMALLCAP 600 INDEX FD		0	19,611	69,900
48 ISHARES S&P MIDCAP 400 VALUE		0	49,957	100,568
49 EATON VANCE GLOBAL MACRO - I		0	67,047	66,952
50 ISHARES S&P MIDCAP 400 GROWTH		0	42,741	106,765
51 ASG GLOBAL ALTERNATIVES-Y 1993		0	49,952	46,132
52 VANGUARD REIT VIPER		0	9,775	32,460
53 AQR MANAGED FUTURES STR-I		0	72,408	63,014
54 VANGUARD EMERGING MARKETS ETF		0	107,464	150,418
55 VANGUARD INFLAT-PROT SECS-ADM 511		0	11,244	11,016
56 JPMORGAN HIGH YIELD FUND SS 3580		0	29,639	31,102
57 T ROWE PRICE INST FLOAT RATE 170		0	13,361	13,523
58 BLACKROCK GL L/S CREDIT-INS #1833		0	79,326	79,674
59 VANGUARD BD INDEX FD INC		0	78,621	80,888
60 SPDR DJ WILSHIRE INTERNATIONAL REA		0	57,522	70,218
61 VANGUARD INTERMEDIATE TERM B		0	211,570	215,467
62 VANGUARD EUROPE PACIFIC ETF		0	152,765	174,164
63 ROBECO BP LNG/SHRT RES-INS		0	31,489	34,634
64 NEUBERGER BERMAN LONG SH-INS #183		0	78,160	81,636
65 SEC 14 & 23 T9N R33W SANTA BARBARA O		0	18,333	389,464
66 SANTA BARBARA CO , CA UNK MI		0	567,120	148,378

Part III (990-PF) - Changes in Net Assets or Fund Balances

Line 3 - Other increases not included in Part III, Line 2

1	Mutual Fund Timing Difference	1	156
2	Total	2	156

Line 5 - Decreases not included in Part III, Line 2

1	Return of Mis-Received Income	1	3,000
2	PY Return of Capital Adjustment	2	1,296
3	Cost Basis Adjustment	3	21
4	Total	4	4,317

Part IV (990-PF) - Capital Gains and Losses for Tax on Investment Income

Amount														
Long Term CG Distributions	1,699													
Short Term CG Distributions	0													
		823,789 0 590 737,535 86,944 0 0 0 86,944												
Description of Property Sold	CUSIP #	Acquisition Method	Date Acquired	Date Sold	Gross Sales Price	Depreciation Allowed	Adjustments	Cost or Other Basis Plus Expense of Sale	Gain or Loss	FMV as of 12/31/89	Adjusted Basis as of 12/31/89	Excess of FMV Over Adjusted Basis	Gain/Loss	Excess FMV Over Adj. Basis or Losses
1 UNION PACIFIC CORP	907818108		7/21/2015	2/13/2017	1,296		0	1,185	111	0	0	0	111	
2 UNION PACIFIC CORP	907818108		10/6/2015	2/13/2017	108		0	94	14	0	0	0	14	
3 UNITED PARCEL SERVICE-C	911312106		10/28/2014	1/19/2017	1,264		0	1,130	134	0	0	0	134	
4 UNITED PARCEL SERVICE-C	911312106		10/6/2015	1/19/2017	460		0	406	54	0	0	0	54	
5 UNITEDHEALTH GROUP INC	91324P102		8/24/2016	1/19/2017	1,418		0	1,278	140	0	0	0	140	
6 UNITEDHEALTH GROUP INC	91324P102		7/21/2015	1/19/2017	945		0	734	211	0	0	0	211	
7 VANGUARD INTERMEDIATE	921937819		5/11/2016	8/24/2016	11,678		0	11,525	153	0	0	0	153	
8 VANGUARD INTERMEDIATE	921937819		10/5/2016	2/13/2017	7,095		355	8,350	0	0	0	0	0	
9 VANGUARD SHORT TERM B	921937827		11/10/2015	8/24/2016	17,126		0	16,933	193	0	0	0	193	
10 VANGUARD SHORT TERM B	921937827		5/11/2016	8/24/2016	24,236		0	24,229	7	0	0	0	7	
11 BOEING CO	097023105		10/28/2014	3/24/2017	1,405		0	980	425	0	0	0	425	
12 BOEING CO	097023105		10/6/2015	3/24/2017	2,282		0	1,749	533	0	0	0	533	
13 BOEING CO	097023105		8/6/2014	3/24/2017	1,580		0	1,064	516	0	0	0	516	
14 CME GROUP INC	12572Q105		10/28/2014	10/5/2016	415		0	327	88	0	0	0	88	
15 CME GROUP INC	12572Q105		7/21/2015	10/5/2016	1,659		0	1,601	58	0	0	0	58	
16 CME GROUP INC	12572Q105		10/6/2015	10/5/2016	1,555		0	1,374	181	0	0	0	181	
17 CME GROUP INC	12572Q105		4/9/2013	10/5/2016	829		0	482	347	0	0	0	347	
18 CME GROUP INC	12572Q105		4/9/2013	1/19/2017	1,296		0	662	634	0	0	0	634	
19 CME GROUP INC	12572Q105		4/9/2013	3/31/2017	595		0	301	294	0	0	0	294	
20 CME GROUP INC	12572Q105		4/19/2013	3/31/2017	2,379		0	1,174	1,205	0	0	0	1,205	
21 CME GROUP INC	12572Q105		8/30/2012	3/31/2017	357		0	164	193	0	0	0	193	
22 CELANESE CORP	150870103		11/24/2014	2/13/2017	1,589		0	1,100	489	0	0	0	489	
23 CISCO SYSTEMS INC	17275R102		7/21/2015	2/13/2017	1,373		0	1,209	164	0	0	0	164	
24 CISCO SYSTEMS INC	17275R102		8/28/2015	2/13/2017	447		0	363	84	0	0	0	84	
25 CITIGROUP INC	172967424		7/21/2015	2/13/2017	1,473		0	1,472	1	0	0	0	1	
26 CITIGROUP INC	172967424		10/28/2014	2/13/2017	177		0	156	21	0	0	0	21	
27 COGNIZANT TECH SOLUTION	192448102		3/16/2016	1/19/2017	1,831		0	1,885	-54	0	0	0	-54	
28 COMCAST CORP CLASS A	26030N101		7/21/2015	2/13/2017	1,811		0	1,542	269	0	0	0	269	
29 CREDIT SUISSE COMM RET	22544R305		4/18/2013	1/19/2017	5,042		0	7,475	-2,433	0	0	0	-2,433	
30 CREDIT SUISSE COMM RET	22544R305		4/19/2013	1/19/2017	3,773		0	5,586	-1,813	0	0	0	-1,813	
31 CREDIT SUISSE COMM RET	22544R305		5/8/2013	1/19/2017	8,564		0	12,796	-4,232	0	0	0	-4,232	
32 CREDIT SUISSE COMM RET	22544R305		1/24/2014	1/19/2017	11,782		0	16,615	-4,833	0	0	0	-4,833	
33 CREDIT SUISSE COMM RET	22544R305		1/23/2015	1/19/2017	15,071		0	17,131	-2,060	0	0	0	-2,060	
34 CREDIT SUISSE COMM RET	22544R305		1/22/2016	1/19/2017	5,362		0	4,535	827	0	0	0	827	
35 CUMMINS INC	231021106		2/7/2014	1/12/2018	6,600		0	7,257	-657	0	0	0	-657	
36 CUMMINS INC	231021106		6/6/2014	1/12/2018	2,445		0	2,794	-349	0	0	0	-349	
37 ASG GLOBAL ALTERNATIVES	63872T885		7/15/2013	8/24/2016	12,763		0	15,034	-2,271	0	0	0	-2,271	
38 ASG GLOBAL ALTERNATIVES	63872T885		7/15/2013	1/18/2017	1,308		0	1,463	-157	0	0	0	-157	
39 ASG GLOBAL ALTERNATIVES	63872T885		7/15/2013	2/13/2017	2,384		0	2,638	-254	0	0	0	-254	
40 NEUBERGER BERMAN LONG	64128R608		6/23/2014	8/24/2016	14,964		0	15,128	-164	0	0	0	-164	
41 NEUBERGER BERMAN LONG	64128R608		6/23/2014	2/13/2017	2,396		0	2,327	69	0	0	0	69	
42 PNC FINANCIAL SERVICES G	693475105		7/21/2015	2/13/2017	1,817		0	1,302	515	0	0	0	515	
43 BOSTON P LONGSHIRT RES-IN	74925K581		7/15/2013	1/19/2017	6,813		0	5,805	1,008	0	0	0	1,008	
44 ROCHE HOLDINGS LTD - ADP	771185104		8/28/2015	2/13/2017	1,252		0	1,438	-186	0	0	0	-186	
45 T ROWE PRICE INST FLOAT I	77958B402		1/24/2014	1/18/2017	5,629		0	5,746	-117	0	0	0	-117	
46 T ROWE PRICE INST FLOAT I	77958B402		4/25/2014	1/19/2017	12,668		0	12,856	-188	0	0	0	-188	
47 T ROWE PRICE INST FLOAT I	77958B402		8/26/2016	1/18/2017	7,446		0	7,380	66	0	0	0	66	
48 T ROWE PRICE INST FLOAT I	77958B402		4/22/2016	1/19/2017	1,446		0	1,419	27	0	0	0	27	
49 T ROWE PRICE REAL ESTAT	779919109		1/23/2017	2/13/2017	4,982		0	5,011	-29	0	0	0	-29	
50 SPDR DJ WILSHIRE INTERNA	78463X863		10/21/2008	8/24/2016	11,501		0	8,387	3,114	0	0	0	3,114	
51 SPDR DJ WILSHIRE INTERNA	78463X863		10/21/2008	10/5/2016	1,009		0	780	229	0	0	0	229	
52 SPDR DJ WILSHIRE INTERNA	78463X863		7/21/2009	10/5/2016	11,504		0	8,676	2,828	0	0	0	2,828	
53 SPDR DJ WILSHIRE INTERNA	78463X863		1/19/2017	2/13/2017	3,213		0	3,124	89	0	0	0	89	
54 SCHLUMBERGER LTD	806857108		11/24/2014	1/19/2017	1,045		0	1,183	-138	0	0	0	-138	
55 SCHLUMBERGER LTD	806857108		10/28/2014	1/19/2017	784		0	852	-68	0	0	0	-68	
56 SPIRIT AEROSYSTEMS HOLL	848574109		10/5/2016	2/13/2017	1,496		0	1,220	276	0	0	0	276	
57 SUNCOR ENERGY INC NEW	867224107		7/8/2015	2/13/2017	1,559		0	1,326	233	0	0	0	233	
58 TJX COMPANIES INC	872540109		8/28/2011	2/13/2017	1,463		0	495	968	0	0	0	968	
59 TARGET CORP	87612E106		8/28/2015	11/15/2016	1,357		0	1,483	-126	0	0	0	-126	
60 TARGET CORP	87612E106		10/28/2014	11/15/2016	857		0	728	129	0	0	0	129	
61 TARGET CORP	87612E106		10/28/2014	2/13/2017	1,232		0	1,153	79	0	0	0	79	
62 UNION PACIFIC CORP	907818108		10/28/2014	2/13/2017	432		0	464	-32	0	0	0	-32	
63 ISHARES S&P MID-CAP 400	464287705		4/19/2013	2/13/2017	4,951		0	3,190	1,761	0	0	0	1,761	
64 ISHARES S&P MID-CAP 400	464287705		7/21/2015	8/24/2016	6,843		0	6,482	361	0	0	0	361	
65 ISHARES S&P MID-CAP 400	464287705		6/19/2014	1/19/2017	3,783		0	3,283	500	0	0	0	500	
66 ISHARES S&P MID-CAP 400	464287705		7/21/2015	1/19/2017	1,892		0	1,652	240	0	0	0	240	
67 ISHARES S&P MID-CAP 400	464287705		4/23/2014	1/19/2017	6,111		0	5,062	1,049	0	0	0	1,049	
68 ISHARES S&P MID-CAP 400	464287705		4/23/2014	2/13/2017	4,808		0	3,857	951	0	0	0	951	
69 ISHARES CORE S&P SMALL	464287804		8/24/2016	1/19/2017	8,263		0	7,554	709	0	0	0	709	

Part IV (990-PF) - Capital Gains and Losses for Tax on Investment Income

Amount												823,789		0		690		737,535		86,944		0		0		0		86,944			
Long Term CG Distributions		1,699																													
Short Term CG Distributions		0																													
Description of Property Sold	CUSIP #	Acquisition Method	Date Acquired	Date Sold	Gross Sales Price	Depreciation Allowed	Adjustments	Cost or Other Basis Plus Expense of Sale	Gain or Loss	F.M.V. as of 12/31/09	Adjusted Basis as of 12/31/09	Excess of FMV Over Adjusted Basis	Gain Minus Excess FMV Over Adj. Basis or Losses																		
70	ISHARES CORE S&P SMALL	464287804	8/24/2016	2/13/2017	1,800			13,127	-1,673			0	1,673																		
71	ISHARES CORE S&P SMALL	464287804	2/10/2009	5/24/2017	29,539		0	8,543	20,995	0	0	0	20,995																		
72	VANGUARD FTSE EMERGING	922042858	8/9/2011	8/24/2016	9,386		0	10,250	-862	0	0	0	-862																		
73	VANGUARD FTSE EMERGING	922042858	5/9/2012	8/24/2016	5,391		0	5,775	-384	0	0	0	-384																		
74	VANGUARD FTSE EMERGING	922042858	1/22/2014	8/24/2016	11,537		0	12,150	-613	0	0	0	-613																		
75	VANGUARD FTSE EMERGING	922042858	7/11/2013	8/24/2016	28,540		0	29,738	-1,198	0	0	0	-1,198																		
76	VANGUARD FTSE EMERGING	922042858	7/11/2013	2/13/2017	2,070		12	2,082	0	0	0	0	0																		
77	VANGUARD FTSE EMERGING	922042858	1/19/2017	2/13/2017	4,609		0	4,260	249	0	0	0	249																		
78	VANGUARD REIT VIPER	922908553	2/3/2009	8/24/2016	13,703		0	4,023	9,680	0	0	0	9,680																		
79	VANGUARD REIT VIPER	922908553	10/6/2013	8/24/2016	7,603		0	5,465	2,138	0	0	0	2,138																		
80	VANGUARD REIT VIPER	922908553	2/10/2009	8/24/2016	9,459		0	2,682	6,777	0	0	0	6,777																		
81	VANGUARD REIT VIPER	922908553	2/10/2009	10/5/2016	29,155		0	8,848	20,337	0	0	0	20,337																		
82	EATON CORP PLC	G29183103	10/28/2014	1/19/2017	681		0	613	68	0	0	0	68																		
83	EATON CORP PLC	G29183103	10/6/2015	1/19/2017	749		0	577	172	0	0	0	172																		
84	TE CONNECTIVITY LTD	H84989104	11/8/2016	2/13/2017	1,282		0	1,111	171	0	0	0	171																		
85	AQR MANAGED FUTURES ST	00203H859	8/26/2016	2/13/2017	3,195		222	3,417	0	0	0	0	0																		
86	AFFILIATED MANAGERS GRO	008252108	7/21/2015	2/13/2017	335		0	439	-104	0	0	0	-104																		
87	AFFILIATED MANAGERS GRO	008252108	1/22/2016	2/13/2017	1,005		0	807	198	0	0	0	198																		
88	AMERIPRISE FINL INC	C3076C106	7/29/2015	2/13/2017	1,369		0	1,396	-27	0	0	0	-27																		
89	APPLE INC	037833100	7/21/2015	1/19/2017	2,516		0	2,753	-237	0	0	0	-237																		
90	APPLE INC	037833100	5/5/2015	1/19/2017	958		0	1,012	-54	0	0	0	-54																		
91	APPLE INC	037833100	5/5/2015	2/13/2017	533		0	506	27	0	0	0	27																		
92	APPLE INC	037833100	8/28/2015	2/13/2017	1,067		0	897	170	0	0	0	170																		
93	APPLE INC	037833100	10/28/2014	4/25/2017	2,459		0	1,793	666	0	0	0	666																		
94	APPLE INC	037833100	8/28/2015	4/25/2017	3,472		0	2,692	780	0	0	0	780																		
95	APPLE INC	037833100	10/21/2014	4/25/2017	579		0	412	167	0	0	0	167																		
96	BERKSHIRE HATHAWAY INC	084670702	8/13/2011	10/5/2016	2,284		0	1,145	1,139	0	0	0	1,139																		
97	BERKSHIRE HATHAWAY INC	084670702	4/11/2012	10/5/2016	1,291		0	712	579	0	0	0	579																		
98	BERKSHIRE HATHAWAY INC	084670702	4/18/2013	10/5/2016	1,147		0	828	319	0	0	0	319																		
99	BERKSHIRE HATHAWAY INC	084670702	10/28/2014	10/5/2016	1,004		0	679	25	0	0	0	25																		
100	BERKSHIRE HATHAWAY INC	084670702	7/21/2015	10/5/2016	1,721		0	1,734	-13	0	0	-13	-13																		
101	BERKSHIRE HATHAWAY INC	084670702	10/8/2015	10/5/2016	2,008		0	1,848	160	0	0	0	160																		
102	BERKSHIRE HATHAWAY INC	084670702	11/4/2009	10/5/2016	574		0	270	304	0	0	0	304																		
103	BERKSHIRE HATHAWAY INC	084670702	11/4/2009	2/13/2017	1,325		0	541	784	0	0	0	784																		
104	BLACKROCK CL US CREDIT	09247X101	10/27/2015	2/13/2017	3,910		0	3,083	73	0	0	0	73																		
105	BLACKROCK INC	09247X101	10/28/2014	1/19/2017	1,513		0	1,311	202	0	0	0	202																		
106	BOEING CO	097023105	12/17/2015	10/5/2016	1,595		0	1,752	-157	0	0	0	-157																		
107	BOEING CO	097023105	7/21/2015	1/19/2017	2,069		0	1,904	165	0	0	0	165																		
108	BOEING CO	097023105	12/17/2015	1/19/2017	318		0	292	26	0	0	0	26																		
109	ISHARES CORE S&P SMALL	464287804	7/21/2009	5/24/2017	18,372		0	6,572	12,800	0	0	0	12,800																		
110	ISHARES CORE S&P SMALL	464287804	8/24/2016	5/24/2017	5,496		0	4,954	542	0	0	0	542																		
111	ISHARES CORE S&P SMALL	464287804	2/3/2009	5/24/2017	8,449		0	2,419	6,030	0	0	0	6,030																		
112	JPMORGAN CHASE & CO	46625H100	10/28/2014	10/5/2016	737		0	650	87	0	0	0	87																		
113	JPMORGAN CHASE & CO	46625H100	7/21/2015	10/5/2016	1,675		0	1,733	-58	0	0	0	-58																		
114	JPMORGAN CHASE & CO	46625H100	10/6/2015	10/5/2016	1,742		0	1,609	133	0	0	0	133																		
115	JPMORGAN CHASE & CO	46625H100	3/1/2016	10/5/2016	201		0	177	24	0	0	0	24																		
116	JPMORGAN CHASE & CO	46625H100	4/18/2013	1/19/2017	1,262		0	696	564	0	0	0	564																		
117	JPMORGAN CHASE & CO	46625H100	3/1/2016	1/18/2017	841		0	591	250	0	0	0	250																		
118	JPMORGAN CHASE & CO	46625H100	3/1/2016	3/31/2017	3,256		0	2,187	1,069	0	0	0	1,069																		
119	JPMORGAN CHASE & CO	46625H100	10/2/2011	3/31/2017	352		0	134	218	0	0	0	218																		
120	CUMMINS INC	231021106	7/21/2015	11/2/2016	2,206		0	2,310	-110	0	0	0	-110																		
121	CUMMINS INC	231021106	10/6/2015	11/2/2016	1,589		0	1,443	146	0	0	0	146																		
122	WALT DISNEY CO	254687106	2/3/2009	1/19/2017	1,629		0	345	1,484	0	0	0	1,484																		
123	EATON VANCE GLOBAL MAC	277923728	8/26/2016	2/13/2017	2,385		0	2,399	-14	0	0	0	-14																		
124	FID ADV EMER MKTS INC CL	315920702	8/26/2016	2/13/2017	3,623		34	3,657	0	0	0	0	0																		
125	GILEAD SCIENCES INC	375558103	10/28/2014	2/13/2017	1,015		0	1,699	-684	0	0	0	-684																		
126	GILEAD SCIENCES INC	375558103	8/28/2015	2/13/2017	338		0	540	-202	0	0	0	-202																		
127	HAIN CELESTAL GROUP INC	121710110	12/17/2015	2/13/2017	1,179		0	1,394	-215	0	0	0	-215																		
128	ISHARES S&P MID-CAP 400 C	464287606	7/21/2015	8/24/2016	9,643		0	9,631	12	0	0	0	12																		
129	ISHARES S&P MID-CAP 400 C	464287606	2/9/2013	1/18/2017	367		0	248	119	0	0	0	119																		
130	ISHARES S&P MID-CAP 400 C	464287606	7/21/2015	1/19/2017	734		0	686	48	0	0	0	48																		
131	ISHARES S&P MID-CAP 400 C	464287606	4/18/2013	1/19/2017	1,468		0	981	487	0	0	0	487																		
132	VANGUARD SHORT TERM BC	921937827	9/10/2008	8/24/2016	1,454		0	1,401	53	0	0	0	53																		
133	VANGUARD SHORT TERM BC	921937827	10/5/2016	2/13/2017	5,654		67	5,721	0	0	0	0	0																		
134	VANGUARD SHORT TERM BC	921937827	10/5/2016	8/7/2017	11,425		0	11,523	98	0	0	0	98																		
135	VANGUARD SHORT TERM BC	921937827	1/19/2017	8/7/2017	17,817		0	17,734	83	0	0	0	83																		
136	VANGUARD SHORT TERM BC	921937827	10/30/2016	6/7/2017	5,673		0	5,713	-40	0	0	0	-40																		
137	VANGUARD SHORT TERM BC	921937827	9/10/2008	8/7/2017	5,753		0	5,605	148	0	0	0	148																		
138	VANGUARD FTSE DEVELOP	921943858	10/21/2014	8/24/2016	14,912		0	15,208	-296	0	0	0	-296																		

Part IV (990-PF) - Capital Gains and Losses for Tax on Investment Income

Amount													
Long Term CG Distributions		1,699											
Short Term CG Distributions		0											
		823,789											
		0											
		690											
		737,535											
		86,944											
		0											
		0											
		0											
		86,944											
Description of Property Sold	CUSIP #	Acquisition Method	Date Acquired	Date Sold	Gross Sales Price	Depreciation Allowed	Adjustments	Cost or Other Basis Plus Expense of Sale	Gain or Loss	F M V as of 12/31/99	Adjusted Basis as of 12/31/99	Excess of FMV Over Adjusted Basis	Gains Minus Excess FMV Over Adj Basis or Losses
139 VANGUARD FTSE DEVELOP	921943858		1/21/2015	8/24/2016	25,402		0	25,930	528	0	0	0	-528
140 VANGUARD FTSE DEVELOP	921943858		2/8/2013	8/24/2016	30,460		0	29,552	908	0	0	0	908
141 VANGUARD FTSE DEVELOP	921943858		2/8/2013	2/13/2017	3,494		0	3,305	186	0	0	0	186
142 VANGUARD FTSE EMERGING	922042858		5/11/2010	8/24/2016	32,952		0	35,314	-2,362	0	0	0	-2,362
143 VANGUARD FTSE EMERGING	922042858		7/21/2010	8/24/2016	339		0	368	-29	0	0	0	-29
144 MONSANTO CO NEW	61166W101		10/27/2015	12/8/2016	2,201		0	1,915	286	0	0	0	286
145 MONSANTO CO NEW	61166W101		7/8/2015	12/8/2016	8,490		0	8,596	-106	0	0	0	106
146 JPMORGAN HIGH YIELD FUN	4812C0803		4/22/2016	2/13/2017	2,384		0	2,289	115	0	0	0	115
147 LAS VEGAS SANDS CORP	517834107		9/10/2014	11/2/2016	1,905		0	2,077	-172	0	0	0	-172
148 LAS VEGAS SANDS CORP	517834107		9/10/2014	2/13/2017	1,490		0	1,782	-272	0	0	0	-272
149 MANULIFE FINANCIAL CORP	56501R106		12/17/2015	2/13/2017	1,448		0	1,131	317	0	0	0	317
150 MERGER FUND-INST #301	589509207		5/13/2010	2/13/2017	2,394		0	2,395	-1	0	0	0	-1
151 JPMORGAN HIGH YIELD FUN	4812C0803		1/24/2014	1/19/2017	304		0	329	-25	0	0	0	25
152 JPMORGAN HIGH YIELD FUN	4812C0803		12/19/2014	1/19/2017	44,115		0	45,126	-1,011	0	0	0	-1,011
153 JPMORGAN HIGH YIELD FUN	4812C0803		7/23/2015	1/19/2017	3,902		0	3,949	-47	0	0	0	-47
154 MICROSOFT CORP	594918104		8/24/2016	1/19/2017	1,431		0	1,330	101	0	0	0	101
155 MICROSOFT CORP	594918104		10/5/2016	1/19/2017	1,742		0	1,605	137	0	0	0	137
156 MICROSOFT CORP	594918104		10/5/2016	2/13/2017	129		0	115	14	0	0	0	14
157 MICROSOFT CORP	594918104		8/10/2015	2/13/2017	1,100		0	804	296	0	0	0	296
158 JPMORGAN HIGH YIELD FUN	4812C0803		8/26/2016	1/19/2017	14,968		0	14,887	81	0	0	0	81
159 JPMORGAN HIGH YIELD FUN	4812C0803		4/22/2016	1/19/2017	2,364		0	2,259	105	0	0	0	105
160 MONSANTO CO NEW	61166W101		4/24/2015	12/8/2016	3,145		0	3,552	-407	0	0	0	-407

Part VIII, Line 1 (990-PF) - Compensation of Officers, Directors, Trustees and Foundation Managers

34,179											0	0
	Name	Check "X" if Business	Street	City	State	Zip Code	Foreign Country	Title	Avg Hrs Per Week	Compensation	Benefits	Expense Account
1	Wells Fargo Bank N A Trust Tax D	X	100 N Mam St MAC D4001-117	Winston Salem	NC	27101		TRUSTEE	SEE ATTAC	34,179		

Part VI, Line 6a (990-PF) - Estimated Tax Payments

	Date		Amount
1 Credit from prior year return		1	0
2 First quarter estimated tax payment	11/9/2016	2	297
3 Second quarter estimated tax payment	12/12/2016	3	298
4 Third quarter estimated tax payment	3/10/2017	4	297
5 Fourth quarter estimated tax payment	6/12/2017	5	297
6 Other payments		6	
7 Total		7	1,189

Part XIII, Line 2a, Column C (990-PF) - Prior Year Undistributed Income

1	Distributable amounts for 2015 that remained undistributed at the beginning of the 2016 tax year	1	126,589
2		2	
3		3	
4		4	
5		5	
6		6	
7		7	
8		8	
9		9	
10	Total	10	126,589