






See a Social Security Number? Say Something!
Report Privacy Problems to <https://public.resource.org/privacy>
Or call the IRS Identity Theft Hotline at 1-800-908-4490



For calendar year 2016, or tax year beginning 04-01-2016, and ending 03-31-2017

Name of foundation BABS AND MAURY YOUNG FOUNDATION		A Employer identification number 51-0365021	
Number and street (or P.O. box number if mail is not delivered to street address) 17819 FOXBOROUGH LANE		B Telephone number (see instructions)	
City or town, state or province, country, and ZIP or foreign postal code BOCA RATON, FL 33496		C If exemption application is pending, check here <input type="checkbox"/>	
G Check all that apply <div><input type="checkbox"/> Initial return <input type="checkbox"/> Final return <input type="checkbox"/> Address change</div> <div><input type="checkbox"/> Initial return of a former public charity <input type="checkbox"/> Amended return <input type="checkbox"/> Name change</div>		D 1. Foreign organizations, check here <input type="checkbox"/> 2. Foreign organizations meeting the 85% test, check here and attach computation <input type="checkbox"/>	
H Check type of organization <input checked="" type="checkbox"/> Section 501(c)(3) exempt private foundation <input type="checkbox"/> Section 4947(a)(1) nonexempt charitable trust <input type="checkbox"/> Other taxable private foundation		E If private foundation status was terminated under section 507(b)(1)(A), check here <input type="checkbox"/>	
I Fair market value of all assets at end of year (from Part II, col (c), line 16) \$ 1,370,178	J Accounting method <input checked="" type="checkbox"/> Cash <input type="checkbox"/> Accrual <input type="checkbox"/> Other (specify) _____ (Part I, column (d) must be on cash basis)	F If the foundation is in a 60-month termination under section 507(b)(1)(B), check here <input type="checkbox"/>	

Part I Analysis of Revenue and Expenses (The total of amounts in columns (b), (c), and (d) may not necessarily equal the amounts in column (a) (see instructions))		(a) Revenue and expenses per books	(b) Net investment income	(c) Adjusted net income	(d) Disbursements for charitable purposes (cash basis only)
Revenue	1 Contributions, gifts, grants, etc., received (attach schedule)				
	2 Check <input checked="" type="checkbox"/> if the foundation is not required to attach Sch. B				
	3 Interest on savings and temporary cash investments	4,053	4,053		
	4 Dividends and interest from securities	16,718	16,718		
	5a Gross rents				
	b Net rental income or (loss) _____				
	6a Net gain or (loss) from sale of assets not on line 10 	69,454			
	b Gross sales price for all assets on line 6a _____ 536,729				
	7 Capital gain net income (from Part IV, line 2)		4,424		
	8 Net short-term capital gain				
	9 Income modifications				
	10a Gross sales less returns and allowances _____				
Operating and Administrative Expenses	b Less Cost of goods sold				
	c Gross profit or (loss) (attach schedule)				
	11 Other income (attach schedule)				
	12 Total. Add lines 1 through 11	90,225	25,195		
	13 Compensation of officers, directors, trustees, etc				
	14 Other employee salaries and wages				
	15 Pension plans, employee benefits				
	16a Legal fees (attach schedule)				
	b Accounting fees (attach schedule)				
	c Other professional fees (attach schedule)				
	17 Interest				
	18 Taxes (attach schedule) (see instructions) 	766	766		
	19 Depreciation (attach schedule) and depletion				
	20 Occupancy				
	21 Travel, conferences, and meetings				
	22 Printing and publications				
	23 Other expenses (attach schedule) 	4,362	4,286		75
	24 Total operating and administrative expenses. Add lines 13 through 23	5,128	5,052		75
	25 Contributions, gifts, grants paid	63,000			63,000
	26 Total expenses and disbursements. Add lines 24 and 25	68,128	5,052		63,075
	27 Subtract line 26 from line 12				
	a Excess of revenue over expenses and disbursements	22,097			
	b Net investment income (if negative, enter -0-)		20,143		
c Adjusted net income (if negative, enter -0-)					

Part II Balance Sheets		Attached schedules and amounts in the description column should be for end-of-year amounts only (See instructions)		
		Beginning of year	End of year	
		(a) Book Value	(b) Book Value	(c) Fair Market Value
Assets	1 Cash—non-interest-bearing	2,240	2,080	2,084
	2 Savings and temporary cash investments	53,875	124,788	124,788
	3 Accounts receivable ▶ _____ Less allowance for doubtful accounts ▶ _____			
	4 Pledges receivable ▶ _____ Less allowance for doubtful accounts ▶ _____			
	5 Grants receivable			
	6 Receivables due from officers, directors, trustees, and other disqualified persons (attach schedule) (see instructions)			
	7 Other notes and loans receivable (attach schedule) ▶ _____ Less allowance for doubtful accounts ▶ _____			
	8 Inventories for sale or use			
	9 Prepaid expenses and deferred charges			
	10a Investments—U S and state government obligations (attach schedule)			
	b Investments—corporate stock (attach schedule)	698,174	627,897	817,123
	c Investments—corporate bonds (attach schedule)	400,210	422,104	426,165
	11 Investments—land, buildings, and equipment basis ▶ _____ Less accumulated depreciation (attach schedule) ▶ _____			
	12 Investments—mortgage loans			
	13 Investments—other (attach schedule)			
	14 Land, buildings, and equipment basis ▶ _____ Less accumulated depreciation (attach schedule) ▶ _____			
15 Other assets (describe ▶ _____)	291	18	18	
16 Total assets (to be completed by all filers—see the instructions Also, see page 1, item I)	1,154,790	1,176,887	1,370,178	
Liabilities	17 Accounts payable and accrued expenses			
	18 Grants payable.			
	19 Deferred revenue			
	20 Loans from officers, directors, trustees, and other disqualified persons			
	21 Mortgages and other notes payable (attach schedule).			
	22 Other liabilities (describe ▶ _____)			
	23 Total liabilities (add lines 17 through 22)		0	
Net Assets or Fund Balances	Foundations that follow SFAS 117, check here <input checked="" type="checkbox"/> and complete lines 24 through 26 and lines 30 and 31.			
	24 Unrestricted	1,154,790	1,176,887	
	25 Temporarily restricted			
	26 Permanently restricted			
	Foundations that do not follow SFAS 117, check here <input type="checkbox"/> and complete lines 27 through 31.			
	27 Capital stock, trust principal, or current funds			
	28 Paid-in or capital surplus, or land, bldg, and equipment fund			
	29 Retained earnings, accumulated income, endowment, or other funds			
	30 Total net assets or fund balances (see instructions)	1,154,790	1,176,887	
	31 Total liabilities and net assets/fund balances (see instructions) .	1,154,790	1,176,887	

Part III Analysis of Changes in Net Assets or Fund Balances		
1 Total net assets or fund balances at beginning of year—Part II, column (a), line 30 (must agree with end-of-year figure reported on prior year's return)	1	1,154,790
2 Enter amount from Part I, line 27a	2	22,097
3 Other increases not included in line 2 (itemize) ▶ _____	3	
4 Add lines 1, 2, and 3	4	1,176,887
5 Decreases not included in line 2 (itemize) ▶ _____	5	
6 Total net assets or fund balances at end of year (line 4 minus line 5)—Part II, column (b), line 30 .	6	1,176,887

Part IV Capital Gains and Losses for Tax on Investment Income

(a) List and describe the kind(s) of property sold (e g , real estate, 2-story brick warehouse, or common stock, 200 shs MLC Co)	(b) How acquired P—Purchase D—Donation	(c) Date acquired (mo , day, yr)	(d) Date sold (mo , day, yr)
1a			

(e) Gross sales price	(f) Depreciation allowed (or allowable)	(g) Cost or other basis plus expense of sale	(h) Gain or (loss) (e) plus (f) minus (g)
a			
b			
c			
d			
e			

Complete only for assets showing gain in column (h) and owned by the foundation on 12/31/69			(l) Gains (Col (h) gain minus col (k), but not less than -0-) or Losses (from col (h))
(i) F M V as of 12/31/69	(j) Adjusted basis as of 12/31/69	(k) Excess of col (i) over col (j), if any	
a			
b			
c			
d			
e			

2 Capital gain net income or (net capital loss) { If gain, also enter in Part I, line 7 If (loss), enter -0- in Part I, line 7 }	2	4,424
3 Net short-term capital gain or (loss) as defined in sections 1222(5) and (6) If gain, also enter in Part I, line 8, column (c) (see instructions) If (loss), enter -0- in Part I, line 8 { }	3	

Part V Qualification Under Section 4940(e) for Reduced Tax on Net Investment Income

(For optional use by domestic private foundations subject to the section 4940(a) tax on net investment income)

If section 4940(d)(2) applies, leave this part blank

Was the foundation liable for the section 4942 tax on the distributable amount of any year in the base period? ☐ Yes ☒ No

If "Yes," the foundation does not qualify under section 4940(e) Do not complete this part

1 Enter the appropriate amount in each column for each year, see instructions before making any entries

(a) Base period years Calendar year (or tax year beginning in)	(b) Adjusted qualifying distributions	(c) Net value of noncharitable-use assets	(d) Distribution ratio (col (b) divided by col (c))
2015	70,406	1,339,152	0 052575
2014	59,075	1,331,853	0 044355
2013	67,948	1,343,376	0 050580
2012	65,477	1,251,522	0 052318
2011	63,470	1,282,958	0 049472
2 Total of line 1, column (d)			2 0 249300
3 Average distribution ratio for the 5-year base period—divide the total on line 2 by 5, or by the number of years the foundation has been in existence if less than 5 years			3 0 049860
4 Enter the net value of noncharitable-use assets for 2016 from Part X, line 5			4 1,329,701
5 Multiply line 4 by line 3			5 66,299
6 Enter 1% of net investment income (1% of Part I, line 27b)			6 201
7 Add lines 5 and 6			7 66,500
8 Enter qualifying distributions from Part XII, line 4			8 63,075

If line 8 is equal to or greater than line 7, check the box in Part VI, line 1b, and complete that part using a 1% tax rate See the Part VI instructions

Part VI Excise Tax Based on Investment Income (Section 4940(a), 4940(b), 4940(e), or 4948—see instructions)

1a	Exempt operating foundations described in section 4940(d)(2), check here <input type="checkbox"/> and enter "N/A" on line 1 Date of ruling or determination letter _____ (attach copy of letter if necessary—see instructions)		
b	Domestic foundations that meet the section 4940(e) requirements in Part V, check here <input type="checkbox"/> and enter 1% of Part I, line 27b	1	403
c	All other domestic foundations enter 2% of line 27b. Exempt foreign organizations enter 4% of Part I, line 12, col (b)		
2	Tax under section 511 (domestic section 4947(a)(1) trusts and taxable foundations only. Others enter -0-)	2	
3	Add lines 1 and 2.	3	403
4	Subtitle A (income) tax (domestic section 4947(a)(1) trusts and taxable foundations only. Others enter -0-)	4	
5	Tax based on investment income. Subtract line 4 from line 3. If zero or less, enter -0-	5	403
6	Credits/Payments		
a	2016 estimated tax payments and 2015 overpayment credited to 2016	6a	421
b	Exempt foreign organizations—tax withheld at source	6b	
c	Tax paid with application for extension of time to file (Form 8868)	6c	
d	Backup withholding erroneously withheld	6d	
7	Total credits and payments. Add lines 6a through 6d.	7	421
8	Enter any penalty for underpayment of estimated tax. Check here <input type="checkbox"/> if Form 2220 is attached	8	
9	Tax due. If the total of lines 5 and 8 is more than line 7, enter amount owed ▶	9	
10	Overpayment. If line 7 is more than the total of lines 5 and 8, enter the amount overpaid . . . ▶	10	18
11	Enter the amount of line 10 to be Credited to 2017 estimated tax ▶ 18 Refunded ▶	11	

Part VII-A Statements Regarding Activities

	Yes	No
1a During the tax year, did the foundation attempt to influence any national, state, or local legislation or did it participate or intervene in any political campaign?	1a	No
b Did it spend more than \$100 during the year (either directly or indirectly) for political purposes (see Instructions for definition)? <i>If the answer is "Yes" to 1a or 1b, attach a detailed description of the activities and copies of any materials published or distributed by the foundation in connection with the activities</i>	1b	No
c Did the foundation file Form 1120-POL for this year?	1c	
d Enter the amount (if any) of tax on political expenditures (section 4955) imposed during the year (1) On the foundation ▶ \$ _____ (2) On foundation managers ▶ \$ _____		
e Enter the reimbursement (if any) paid by the foundation during the year for political expenditure tax imposed on foundation managers ▶ \$ _____		
2 Has the foundation engaged in any activities that have not previously been reported to the IRS? <i>If "Yes," attach a detailed description of the activities</i>	2	No
3 Has the foundation made any changes, not previously reported to the IRS, in its governing instrument, articles of incorporation, or bylaws, or other similar instruments? <i>If "Yes," attach a conformed copy of the changes</i>	3	No
4a Did the foundation have unrelated business gross income of \$1,000 or more during the year?	4a	No
b If "Yes," has it filed a tax return on Form 990-T for this year?	4b	
5 Was there a liquidation, termination, dissolution, or substantial contraction during the year? <i>If "Yes," attach the statement required by General Instruction T</i>	5	No
6 Are the requirements of section 508(e) (relating to sections 4941 through 4945) satisfied either • By language in the governing instrument, or • By state legislation that effectively amends the governing instrument so that no mandatory directions that conflict with the state law remain in the governing instrument?	6	Yes
7 Did the foundation have at least \$5,000 in assets at any time during the year? <i>If "Yes," complete Part II, col (c), and Part XV</i>	7	Yes
8a Enter the states to which the foundation reports or with which it is registered (see instructions) ▶ DE _____		
b If the answer is "Yes" to line 7, has the foundation furnished a copy of Form 990-PF to the Attorney General (or designate) of each state as required by General Instruction G? <i>If "No," attach explanation</i> .	8b	No
9 Is the foundation claiming status as a private operating foundation within the meaning of section 4942(j)(3) or 4942(j)(5) for calendar year 2016 or the taxable year beginning in 2016 (see instructions for Part XIV)? <i>If "Yes," complete Part XIV</i>	9	No
10 Did any persons become substantial contributors during the tax year? <i>If "Yes," attach a schedule listing their names and addresses</i>	10	No

Part VII-A Statements Regarding Activities (continued)

11	At any time during the year, did the foundation, directly or indirectly, own a controlled entity within the meaning of section 512(b)(13)? If "Yes," attach schedule (see instructions).	11		No
12	Did the foundation make a distribution to a donor advised fund over which the foundation or a disqualified person had advisory privileges? If "Yes," attach statement (see instructions)	12		No
13	Did the foundation comply with the public inspection requirements for its annual returns and exemption application? Website address ► <u>N/A</u>	13	Yes	
14	The books are in care of ► <u>BABETTE S YOUNG</u> Telephone no ► <u>(561) 477-9080</u>			

Located at ► 17819 FOXBOROUGH LANE BOCA RATON FL ZIP+4 ► 33496

15	Section 4947(a)(1) nonexempt charitable trusts filing Form 990-PF in lieu of Form 1041 —Check here	<input type="checkbox"/>		
	and enter the amount of tax-exempt interest received or accrued during the year	► 15		
16	At any time during calendar year 2016, did the foundation have an interest in or a signature or other authority over a bank, securities, or other financial account in a foreign country?	16	Yes	No
	See instructions for exceptions and filing requirements for FinCEN Form 114, Report of Foreign Bank and Financial Accounts (FBAR) If "Yes," enter the name of the foreign country ►			

Part VII-B Statements Regarding Activities for Which Form 4720 May Be Required

File Form 4720 if any item is checked in the "Yes" column, unless an exception applies.

1a	During the year did the foundation (either directly or indirectly)		Yes	No
	(1) Engage in the sale or exchange, or leasing of property with a disqualified person? <input type="checkbox"/> Yes <input checked="" type="checkbox"/> No			
	(2) Borrow money from, lend money to, or otherwise extend credit to (or accept it from) a disqualified person? <input type="checkbox"/> Yes <input checked="" type="checkbox"/> No			
	(3) Furnish goods, services, or facilities to (or accept them from) a disqualified person? <input type="checkbox"/> Yes <input checked="" type="checkbox"/> No			
	(4) Pay compensation to, or pay or reimburse the expenses of, a disqualified person? <input type="checkbox"/> Yes <input checked="" type="checkbox"/> No			
	(5) Transfer any income or assets to a disqualified person (or make any of either available for the benefit or use of a disqualified person)? <input type="checkbox"/> Yes <input checked="" type="checkbox"/> No			
	(6) Agree to pay money or property to a government official? (Exception. Check "No" if the foundation agreed to make a grant to or to employ the official for a period after termination of government service, if terminating within 90 days). <input type="checkbox"/> Yes <input checked="" type="checkbox"/> No			
b	If any answer is "Yes" to 1a(1)–(6), did any of the acts fail to qualify under the exceptions described in Regulations section 53.4941(d)-3 or in a current notice regarding disaster assistance (see instructions)?	1b		
	Organizations relying on a current notice regarding disaster assistance check here.			
c	Did the foundation engage in a prior year in any of the acts described in 1a, other than excepted acts, that were not corrected before the first day of the tax year beginning in 2016?	1c		
2	Taxes on failure to distribute income (section 4942) (does not apply for years the foundation was a private operating foundation defined in section 4942(j)(3) or 4942(j)(5))			
a	At the end of tax year 2016, did the foundation have any undistributed income (lines 6d and 6e, Part XIII) for tax year(s) beginning before 2016?		<input type="checkbox"/> Yes <input checked="" type="checkbox"/> No	
	If "Yes," list the years ► 20____, 20____, 20____, 20____			
b	Are there any years listed in 2a for which the foundation is not applying the provisions of section 4942(a)(2) (relating to incorrect valuation of assets) to the year's undistributed income? (If applying section 4942(a)(2) to all years listed, answer "No" and attach statement—see instructions)	2b		
c	If the provisions of section 4942(a)(2) are being applied to any of the years listed in 2a, list the years here ► 20____, 20____, 20____, 20____			
3a	Did the foundation hold more than a 2% direct or indirect interest in any business enterprise at any time during the year?		<input type="checkbox"/> Yes <input checked="" type="checkbox"/> No	
b	If "Yes," did it have excess business holdings in 2016 as a result of (1) any purchase by the foundation or disqualified persons after May 26, 1969, (2) the lapse of the 5-year period (or longer period approved by the Commissioner under section 4943(c)(7)) to dispose of holdings acquired by gift or bequest, or (3) the lapse of the 10-, 15-, or 20-year first phase holding period? (Use Schedule C, Form 4720, to determine if the foundation had excess business holdings in 2016)	3b		
4a	Did the foundation invest during the year any amount in a manner that would jeopardize its charitable purposes?	4a		No
b	Did the foundation make any investment in a prior year (but after December 31, 1969) that could jeopardize its charitable purpose that had not been removed from jeopardy before the first day of the tax year beginning in 2016?	4b		No

Part VII-B Statements Regarding Activities for Which Form 4720 May Be Required (Continued)

5a During the year did the foundation pay or incur any amount to (1) Carry on propaganda, or otherwise attempt to influence legislation (section 4945(e))? <input type="checkbox"/> Yes <input checked="" type="checkbox"/> No (2) Influence the outcome of any specific public election (see section 4955), or to carry on, directly or indirectly, any voter registration drive? <input type="checkbox"/> Yes <input checked="" type="checkbox"/> No (3) Provide a grant to an individual for travel, study, or other similar purposes? <input type="checkbox"/> Yes <input checked="" type="checkbox"/> No (4) Provide a grant to an organization other than a charitable, etc., organization described in section 4945(d)(4)(A)? (see instructions). <input type="checkbox"/> Yes <input checked="" type="checkbox"/> No (5) Provide for any purpose other than religious, charitable, scientific, literary, or educational purposes, or for the prevention of cruelty to children or animals? <input type="checkbox"/> Yes <input checked="" type="checkbox"/> No b If any answer is "Yes" to 5a(1)–(5), did any of the transactions fail to qualify under the exceptions described in Regulations section 53.4945 or in a current notice regarding disaster assistance (see instructions)? <input type="checkbox"/> Yes <input checked="" type="checkbox"/> No Organizations relying on a current notice regarding disaster assistance check here. ▶ <input type="checkbox"/> c If the answer is "Yes" to question 5a(4), does the foundation claim exemption from the tax because it maintained expenditure responsibility for the grant? <input type="checkbox"/> Yes <input type="checkbox"/> No If "Yes," attach the statement required by Regulations section 53.4945–5(d)	5b		
6a Did the foundation, during the year, receive any funds, directly or indirectly, to pay premiums on a personal benefit contract? <input type="checkbox"/> Yes <input checked="" type="checkbox"/> No b Did the foundation, during the year, pay premiums, directly or indirectly, on a personal benefit contract? <input type="checkbox"/> Yes <input checked="" type="checkbox"/> No If "Yes" to 6b, file Form 8870	6b		No
7a At any time during the tax year, was the foundation a party to a prohibited tax shelter transaction? <input type="checkbox"/> Yes <input checked="" type="checkbox"/> No b If yes, did the foundation receive any proceeds or have any net income attributable to the transaction? <input type="checkbox"/> Yes <input checked="" type="checkbox"/> No	7b		

Part VIII Information About Officers, Directors, Trustees, Foundation Managers, Highly Paid Employees, and Contractors

1 List all officers, directors, trustees, foundation managers and their compensation (see instructions).				
(a) Name and address	Title, and average hours per week (b) devoted to position	(c) Compensation (If not paid, enter -0-)	(d) Contributions to employee benefit plans and deferred compensation	Expense account, (e) other allowances
BABETTE S YOUNG 17819 FOXBOROUGH LANE BOCA RATON, FL 33496	DIRECTOR, PR 000 00	0	0	0
ROBERT A YOUNG 69 LAKE FOREST ST LOUIS, MO 63117	DIRECTOR 000 00	0	0	0
2 Compensation of five highest-paid employees (other than those included on line 1—see instructions). If none, enter "NONE."				
(a) Name and address of each employee paid more than \$50,000	Title, and average hours per week (b) devoted to position	(c) Compensation	(d) Contributions to employee benefit plans and deferred compensation	Expense account, (e) other allowances
NONE				
Total number of other employees paid over \$50,000. ▶				

Part VIII Information About Officers, Directors, Trustees, Foundation Managers, Highly Paid Employees, and Contractors *(continued)*

3 Five highest-paid independent contractors for professional services (see instructions). If none, enter "NONE".

(a) Name and address of each person paid more than \$50,000	(b) Type of service	(c) Compensation
NONE		
Total number of others receiving over \$50,000 for professional services. ▶		

Part IX-A Summary of Direct Charitable Activities

List the foundation's four largest direct charitable activities during the tax year. Include relevant statistical information such as the number of organizations and other beneficiaries served, conferences convened, research papers produced, etc.	Expenses
1	
2	
3	
4	

Part IX-B Summary of Program-Related Investments (see instructions)

Describe the two largest program-related investments made by the foundation during the tax year on lines 1 and 2	Amount
1 N/A	
2	
All other program-related investments. See instructions.	
3	
Total. Add lines 1 through 3 ▶	

Part X Minimum Investment Return (All domestic foundations must complete this part. Foreign foundations, see instructions.)

1	Fair market value of assets not used (or held for use) directly in carrying out charitable, etc., purposes		
a	Average monthly fair market value of securities.	1a	1,245,223
b	Average of monthly cash balances.	1b	104,727
c	Fair market value of all other assets (see instructions).	1c	0
d	Total (add lines 1a, b, and c).	1d	1,349,950
e	Reduction claimed for blockage or other factors reported on lines 1a and 1c (attach detailed explanation).	1e	
2	Acquisition indebtedness applicable to line 1 assets.	2	
3	Subtract line 2 from line 1d.	3	1,349,950
4	Cash deemed held for charitable activities. Enter 1 1/2% of line 3 (for greater amount, see instructions).	4	20,249
5	Net value of noncharitable-use assets. Subtract line 4 from line 3. Enter here and on Part V, line 4.	5	1,329,701
6	Minimum investment return. Enter 5% of line 5.	6	66,485

Part XI Distributable Amount (see instructions) (Section 4942(j)(3) and (j)(5) private operating foundations and certain foreign organizations check here ☐ and do not complete this part.)

1	Minimum investment return from Part X, line 6.	1	66,485
2a	Tax on investment income for 2016 from Part VI, line 5.	2a	403
b	Income tax for 2016 (This does not include the tax from Part VI).	2b	
c	Add lines 2a and 2b.	2c	403
3	Distributable amount before adjustments. Subtract line 2c from line 1.	3	66,082
4	Recoveries of amounts treated as qualifying distributions.	4	
5	Add lines 3 and 4.	5	66,082
6	Deduction from distributable amount (see instructions).	6	
7	Distributable amount as adjusted. Subtract line 6 from line 5. Enter here and on Part XIII, line 1.	7	66,082

Part XII Qualifying Distributions (see instructions)

1	Amounts paid (including administrative expenses) to accomplish charitable, etc., purposes		
a	Expenses, contributions, gifts, etc.—total from Part I, column (d), line 26.	1a	63,075
b	Program-related investments—total from Part IX-B.	1b	
2	Amounts paid to acquire assets used (or held for use) directly in carrying out charitable, etc., purposes.	2	
3	Amounts set aside for specific charitable projects that satisfy the		
a	Suitability test (prior IRS approval required).	3a	
b	Cash distribution test (attach the required schedule).	3b	
4	Qualifying distributions. Add lines 1a through 3b. Enter here and on Part V, line 8, and Part XIII, line 4.	4	63,075
5	Foundations that qualify under section 4940(e) for the reduced rate of tax on net investment income. Enter 1% of Part I, line 27b (see instructions).	5	
6	Adjusted qualifying distributions. Subtract line 5 from line 4.	6	63,075

Note: The amount on line 6 will be used in Part V, column (b), in subsequent years when calculating whether the foundation qualifies for the section 4940(e) reduction of tax in those years.

Part XIII Undistributed Income (see instructions)

	(a) Corpus	(b) Years prior to 2015	(c) 2015	(d) 2016
1 Distributable amount for 2016 from Part XI, line 7				66,082
2 Undistributed income, if any, as of the end of 2016				
a Enter amount for 2015 only.			61,231	
b Total for prior years 20____, 20____, 20____				
3 Excess distributions carryover, if any, to 2016				
a From 2011.				
b From 2012.				
c From 2013.				
d From 2014.				
e From 2015.				
f Total of lines 3a through e.				
4 Qualifying distributions for 2016 from Part XII, line 4 ▶ \$ 63,075				
a Applied to 2015, but not more than line 2a			61,231	
b Applied to undistributed income of prior years (Election required—see instructions).				
c Treated as distributions out of corpus (Election required—see instructions).				
d Applied to 2016 distributable amount.				1,844
e Remaining amount distributed out of corpus				
5 Excess distributions carryover applied to 2016 (If an amount appears in column (d), the same amount must be shown in column (a))				
6 Enter the net total of each column as indicated below:				
a Corpus Add lines 3f, 4c, and 4e Subtract line 5				
b Prior years' undistributed income Subtract line 4b from line 2b				
c Enter the amount of prior years' undistributed income for which a notice of deficiency has been issued, or on which the section 4942(a) tax has been previously assessed.				
d Subtract line 6c from line 6b Taxable amount—see instructions				
e Undistributed income for 2015 Subtract line 4a from line 2a Taxable amount—see instructions				
f Undistributed income for 2016 Subtract lines 4d and 5 from line 1 This amount must be distributed in 2017				64,238
7 Amounts treated as distributions out of corpus to satisfy requirements imposed by section 170(b)(1)(F) or 4942(g)(3) (Election may be required - see instructions).				
8 Excess distributions carryover from 2011 not applied on line 5 or line 7 (see instructions).				
9 Excess distributions carryover to 2017. Subtract lines 7 and 8 from line 6a				
10 Analysis of line 9				
a Excess from 2012.				
b Excess from 2013.				
c Excess from 2014.				
d Excess from 2015.				
e Excess from 2016.				

Part XIV Private Operating Foundations (see instructions and Part VII-A, question 9)

1a If the foundation has received a ruling or determination letter that it is a private operating foundation, and the ruling is effective for 2016, enter the date of the ruling. ▶					
b Check box to indicate whether the organization is a private operating foundation described in section <input type="checkbox"/> 4942(j)(3) or <input type="checkbox"/> 4942(j)(5)					
2a Enter the lesser of the adjusted net income from Part I or the minimum investment return from Part X for each year listed	Tax year	Prior 3 years			(e) Total
	(a) 2016	(b) 2015	(c) 2014	(d) 2013	
b 85% of line 2a					
c Qualifying distributions from Part XII, line 4 for each year listed					
d Amounts included in line 2c not used directly for active conduct of exempt activities					
e Qualifying distributions made directly for active conduct of exempt activities. Subtract line 2d from line 2c					
3 Complete 3a, b, or c for the alternative test relied upon					
a "Assets" alternative test—enter					
(1) Value of all assets					
(2) Value of assets qualifying under section 4942(j)(3)(B)(i)					
b "Endowment" alternative test— enter 2/3 of minimum investment return shown in Part X, line 6 for each year listed. . .					
c "Support" alternative test—enter					
(1) Total support other than gross investment income (interest, dividends, rents, payments on securities loans (section 512(a)(5)), or royalties)					
(2) Support from general public and 5 or more exempt organizations as provided in section 4942(j)(3)(B)(iii). . . .					
(3) Largest amount of support from an exempt organization					
(4) Gross investment income					

Part XV Supplementary Information (Complete this part only if the organization had \$5,000 or more in assets at any time during the year—see instructions.)

1 Information Regarding Foundation Managers:	
a List any managers of the foundation who have contributed more than 2% of the total contributions received by the foundation before the close of any tax year (but only if they have contributed more than \$5,000) (See section 507(d)(2))	
b List any managers of the foundation who own 10% or more of the stock of a corporation (or an equally large portion of the ownership of a partnership or other entity) of which the foundation has a 10% or greater interest	
2 Information Regarding Contribution, Grant, Gift, Loan, Scholarship, etc., Programs:	
Check here <input checked="" type="checkbox"/> if the foundation only makes contributions to preselected charitable organizations and does not accept unsolicited requests for funds. If the foundation makes gifts, grants, etc. (see instructions) to individuals or organizations under other conditions, complete items 2a, b, c, and d	
a The name, address, and telephone number or email address of the person to whom applications should be addressed	
b The form in which applications should be submitted and information and materials they should include	
c Any submission deadlines	
d Any restrictions or limitations on awards, such as by geographical areas, charitable fields, kinds of institutions, or other factors	

Part XV **Supplementary Information** (continued)**3 Grants and Contributions Paid During the Year or Approved for Future Payment**

Recipient Name and address (home or business)	If recipient is an individual, show any relationship to any foundation manager or substantial contributor	Foundation status of recipient	Purpose of grant or contribution	Amount
a <i>Paid during the year</i> See Additional Data Table				
Total			▶ 3a	63,000
b <i>Approved for future payment</i>				
Total			▶ 3b	

Enter gross amounts unless otherwise indicated

Enter gross amounts unless otherwise indicated	Unrelated business income		Excluded by section 512, 513, or 514		(e) Related or exempt function income (See instructions)
	(a) Business code	(b) Amount	(c) Exclusion code	(d) Amount	
1 Program service revenue					
a _____					
b _____					
c _____					
d _____					
e _____					
f _____					
g Fees and contracts from government agencies					
2 Membership dues and assessments.					
3 Interest on savings and temporary cash investments			14	4,053	
4 Dividends and interest from securities.			14	16,718	
5 Net rental income or (loss) from real estate					
a Debt-financed property.					
b Not debt-financed property.					
6 Net rental income or (loss) from personal property					
7 Other investment income.					
8 Gain or (loss) from sales of assets other than inventory			18	4,424	65,030
9 Net income or (loss) from special events					
10 Gross profit or (loss) from sales of inventory					
11 Other revenue a _____					
b _____					
c _____					
d _____					
e _____					
12 Subtotal Add columns (b), (d), and (e).				25,195	65,030
13 Total. Add line 12, columns (b), (d), and (e).			13		90,225

(See worksheet in line 13 instructions to verify calculations)

Part XVI-B	Relationship of Activities to the Accomplishment of Exempt Purposes

[illegible]

Part XVII

- | | Yes | No |
|-------|-----|----|
| 1a(1) | | No |
| 1a(2) | | No |
| 1b(1) | | No |
| 1b(2) | | No |
| 1b(3) | | No |
| 1b(4) | | No |
| 1b(5) | | No |
| 1b(6) | | No |
| 1c | | No |

[illegible]

- 2a** Is the foundation directly or indirectly affiliated with, or related to, one or more tax-exempt organizations described in section 501(c) of the Code (other than section 501(c)(3)) or in section 527? ☐ Yes ☒ No

- b** If "Yes," complete the following schedule

(a) Name of organization	(b) Type of organization	(c) Description of relationship

**Sign
Here**

Under penalties of perjury, I declare that I have examined this return, including accompanying schedules and statements, and to the best of my knowledge and belief, it is true, correct, and complete. Declaration of preparer (other than taxpayer) is based on all information of which preparer has any knowledge.

May the IRS discuss this return with the preparer shown below
(see instr)? ☒ Yes ☐ No

**Paid
Preparer
Use Only**

Print/Type preparer's name LOUISE M MCCOMBS CPA	Preparer's Signature	Date 2017-07-11	Check if self-employed <input type="checkbox"/>	PTIN P01302779
Firm's name ▶ O'DONNELL & DENNIS CPA'S LLC				Firm's EIN ▶ 65-1167679
Firm's address ▶ PO BOX 1476 LONGMONT, CO 80502				Phone no (303) 776-5908

Form 990PF Part XV Line 3 - Grants and Contributions Paid During the Year or Approved for Future Payment				
Recipient	If recipient is an individual, show any relationship to any foundation manager or substantial contributor	Foundation status of recipient	Purpose of grant or contribution	Amount
Name and address (home or business)				
a <i>Paid during the year</i>				
ADLER PLANETARIUM 1300 S LAKE SHORE DRIVE CHICAGO, IL 60605			DONEE DISCRETION	299
AMERICAN HEART ASSOCIATION 208 S LASALLE ST STE 1500 CHICAGO, IL 60604			DONEE DISCRETION	2,500
THE BUTLER ART MUSEUM 524 WICK AVENUE YOUNGSTOWN, OH 44502			DONEE DISCRETION	500
CHICAGO ART INSTITUTE 111 S MICHIGAN AVENUE CHICAGO, IL 60603			DONEE DISCRETION	355
CONGREGATION ETZ CHAIM ARKANSAS PO BOX 477 BENTONVILLE, AR 72712			DONEE DISCRETION	1,674
Total ▶ 3a				63,000

Form 990PF Part XV Line 3 - Grants and Contributions Paid During the Year or Approved for Future Payment				
Recipient	If recipient is an individual, show any relationship to any foundation manager or substantial contributor	Foundation status of recipient	Purpose of grant or contribution	Amount
Name and address (home or business)				
a <i>Paid during the year</i>				
CONGREGATION RODEF SHOLOM 1119 ELM STREET YOUNGSTOWN, OH 44505			DONEE DISCRETION	108
CONGREGATION SHAARE EMETH 11645 LADUE RD SAINT LOUIS, MO 63141			DONEE DISCRETION	2,570
FIELD MUSEUM 1400 S LAKE SHORE DRIVE CHICAGO, IL 60605			DONEE DISCRETION	335
JEWISH FEDERATION OF ST LOUIS P O BOX 28385 SAINT LOUIS, MO 63146			DONEE DISCRETION	500
JEWISH NATIONAL FUND 60 REVERE DR 840 NORTHBROOK, IL 60062			DONEE DISCRETION	10,000
Total ▶ 3a				63,000

Form 990PF Part XV Line 3 - Grants and Contributions Paid During the Year or Approved for Future Payment

Recipient	If recipient is an individual, show any relationship to any foundation manager or substantial contributor	Foundation status of recipient	Purpose of grant or contribution	Amount
Name and address (home or business)				
a <i>Paid during the year</i>				
JEWISH UNITED FUND 30 S WELLS SUITE 3156 CHICAGO, IL 60606			DONEE DISCRETION	28,670
LUPUS FOUNDATION OF AMERICA ILLINO 525 W MONROE ST STE 9 CHICAGO, IL 60661			DONEE DISCRETION	2,500
MUSEUM OF CONTEMPORARY ART CHICAGO 220 EAST CHICAGO AVENUE CHICAGO, IL 60611			DONEE DISCRETION	250
MUSEUM OF SCIENCE AND INDUSTRY 5700 S LAKE SHORE DRIVE CHICAGO, IL 60637			DONEE DISCRETION	215
OHIO STATE UNIVERSITY FOUNDATION 1480 WEST LANE AVENUE COLUMBUS, OH 43221			DONEE DISCRETION	510
Total ▶ 3a				63,000

Form 990PF Part XV Line 3 - Grants and Contributions Paid During the Year or Approved for Future Payment				
Recipient	If recipient is an individual, show any relationship to any foundation manager or substantial contributor	Foundation status of recipient	Purpose of grant or contribution	Amount
Name and address (home or business)				
a <i>Paid during the year</i>				
SOUTH PALM BEACH COUNTY CHAPTER OF 7224 BALLANTRAE COURT BOCA RATON, FL 33496			DONEE DISCRETION	10,000
UNITED STATES HOLOCAUST MUSEUM 100 RAOUL WALLENBERG PLAC WASHINGTON, DC 20024			DONEE DISCRETION	514
UNIVERSITY OF PENNSYLVANIA 601 FRANKLIN BUILDING 34 PHILADELPHIA, PA 19104			DONEE DISCRETION	500
WASHINGTON UNIVERSITY 1 BROOKINGS DRIVE CAMPUS SAINT LOUIS, MO 63130			DONEE DISCRETION	500
WELLESLEY COLLEGE 106 CENTRAL STREET WELLESLEY, MA 02481			DONEE DISCRETION	500
Total ▶ 3a				63,000

Note: To capture the full content of this document, please select landscape mode (11" x 8.5") when printing.

TY 2016 Gain/Loss from Sale of Other Assets Schedule

Name: BABS AND MAURY YOUNG FOUNDATION

EIN: 51-0365021

Name	Date Acquired	How Acquired	Date Sold	Purchaser Name	Gross Sales Price	Basis	Basis Method	Sales Expenses	Total (net)	Accumulated Depreciation
10-ABBVIE INC	2016-08	PURCHASE	2016-11		564	668			-104	
133-ACTIVISION BLIZZARD INC	2016-06	PURCHASE	2017-01		5,206	5,154			52	
25-ACTIVISION BLIZZARD INC	2015-11	PURCHASE	2016-05		868	942			-74	
18-ACTIVISION BLIZZARD INC	2015-11	PURCHASE	2016-08		723	678			45	
20-ACTIVISION BLIZZARD INC	2016-09	PURCHASE	2016-10		881	878			3	
68-ACTIVISION BLIZZARD INC	2016-06	PURCHASE	2016-10		2,996	2,635			361	
20-ACTIVISION BLIZZARD INC	2016-06	PURCHASE	2016-10		881	775			106	
5-ADOBE SYS INC	2015-06	PURCHASE	2016-06		493	408			85	
0 2-ADVANSIX INC	2016-02	PURCHASE	2016-10		3	3				
0 48-ADVANSIX INC	2015-11	PURCHASE	2016-10		7	7				
10-ALIBABA GROUP HLDG LTD	2016-02	PURCHASE	2016-09		1,030	690			340	
4-ALIBABA GROUP HLDG LTD	2015-12	PURCHASE	2016-09		412	340			72	
21-ALIBABA GROUP HLDG LTD	2016-02	PURCHASE	2016-10		2,213	1,449			764	
21-ALIBABA GROUP HLDG LTD	2015-10	PURCHASE	2016-10		2,213	1,447			766	
12-ALIBABA GROUP HLDG LTD	2015-10	PURCHASE	2016-10		1,264	827			437	
2-AMAZON COM INC	2016-04	PURCHASE	2016-10		1,668	1,185			483	
1-AMAZON COM INC	2016-04	PURCHASE	2016-10		834	593			241	
1-BIOGEN IDEC INC	2015-08	PURCHASE	2016-06		253	321			-68	
3-BIOGEN IDEC INC	2015-09	PURCHASE	2016-08		947	904			43	
2-BIOGEN IDEC INC	2015-08	PURCHASE	2016-08		632	643			-11	
7-CELGENE CORP	2016-11	PURCHASE	2017-01		827	833			-6	
12-CISCO SYS INC	2016-02	PURCHASE	2016-10		367	301			66	
10-COGNIZANT TECHNOLOGY SOLUTIONS	2015-07	PURCHASE	2016-07		564	612			-48	
21-COSTCO WHSL CORP NEW	2016-11	PURCHASE	2017-01		3,393	3,110			283	
8-DEXCOM INC COM	2016-11	PURCHASE	2017-01		668	523			145	
2-EDWARDS LIFESCIENCES CORP	2016-11	PURCHASE	2017-01		192	183			9	
7-EDWARDS LIFESCIENCES CORP	2016-10	PURCHASE	2017-01		673	659			14	
28-EDWARDS LIFESCIENCES CORP	2016-01	PURCHASE	2017-01		2,693	2,174			519	
4-EDWARDS LIFESCIENCES CORP	2016-01	PURCHASE	2017-01		385	304			81	
19-EDWARDS LIFESCIENCES CORP	2016-04	PURCHASE	2016-10		2,259	1,970			289	

Name	Date Acquired	How Acquired	Date Sold	Purchaser Name	Gross Sales Price	Basis	Basis Method	Sales Expenses	Total (net)	Accumulated Depreciation
4-EDWARDS LIFESCIENCES CORP	2016-04	PURCHASE	2016-10		476	415			61	
4-EDWARDS LIFESCIENCES CORP	2016-01	PURCHASE	2016-10		476	311			165	
2-ILLUMINA INC	2016-11	PURCHASE	2017-01		329	279			50	
5-ILLUMINA INC	2016-01	PURCHASE	2016-10		904	907			-3	
4-INTERCEPT PHARMACEUTICALS INC	2016-11	PURCHASE	2017-01		460	439			21	
7-INTERCEPT PHARMACEUTICALS INC	2016-07	PURCHASE	2017-01		804	1,059			-255	
2-INTERCEPT PHARMACEUTICALS INC	2016-06	PURCHASE	2017-01		230	339			-109	
2-INTERCEPT PHARMACEUTICALS INC	2016-06	PURCHASE	2016-10		305	339			-34	
15-INTERCONTINENTAL EXCHANGE INC	2016-05	PURCHASE	2017-01		851	719			132	
4-J P MORGAN CHASE & CO	2016-03	PURCHASE	2017-01		347	240			107	
12-KLA-TENCOR CORP	2016-02	PURCHASE	2016-06		873	779			94	
1-KLA-TENCOR CORP	2016-02	PURCHASE	2016-06		73	65			8	
11-KLA-TENCOR CORP	2016-02	PURCHASE	2016-06		800	702			98	
6-LINKEDIN CORP	2016-02	PURCHASE	2016-06		1,149	699			450	
4-LINKEDIN CORP	2015-09	PURCHASE	2016-06		766	715			51	
6-LINKEDIN CORP	2015-08	PURCHASE	2016-06		1,149	1,101			48	
4-LINKEDIN CORP	2015-08	PURCHASE	2016-06		766	732			34	
9-LYONDELLBASELL INDUSTRIES NV	2016-03	PURCHASE	2016-10		724	791			-67	
4-MERCADOLIBRE INC	2015-08	PURCHASE	2016-06		545	481			64	
3-MERCADOLIBRE INC	2015-08	PURCHASE	2016-06		408	361			47	
16-MOBILEYE NV	2015-08	PURCHASE	2016-06		623	956			-333	
2-MOBILEYE NV	2015-08	PURCHASE	2016-06		77	119			-42	
2-MOBILEYE NV	2015-08	PURCHASE	2016-06		77	120			-43	
6-MOBILEYE NV	2015-08	PURCHASE	2016-06		243	333			-90	
10-MOBILEYE NV	2015-08	PURCHASE	2016-06		405	593			-188	
33-MONSTER BEVERAGE CORP	2016-03	PURCHASE	2017-01		1,463	1,439			24	
19-NIKE INC	2016-09	PURCHASE	2016-10		992	1,005			-13	
4-NIKE INC	2016-09	PURCHASE	2016-10		209	212			-3	
12-NIKE INC	2016-05	PURCHASE	2016-10		627	675			-48	
11-NIKE INC	2016-05	PURCHASE	2016-10		574	618			-44	

Name	Date Acquired	How Acquired	Date Sold	Purchaser Name	Gross Sales Price	Basis	Basis Method	Sales Expenses	Total (net)	Accumulated Depreciation
7-NIKE INC	2016-05	PURCHASE	2016-10		365	394			-29	
5-NIKE INC	2016-04	PURCHASE	2016-10		261	298			-37	
2-NIKE INC	2016-04	PURCHASE	2016-10		104	119			-15	
17-NIKE INC	2016-04	PURCHASE	2016-10		888	1,019			-131	
1-NOVO-NORDISK A S	2015-08	PURCHASE	2016-08		47	58			-11	
22-NOVO-NORDISK A S	2015-08	PURCHASE	2016-08		1,036	1,270			-234	
4-NOVO-NORDISK A S	2015-08	PURCHASE	2016-08		191	231			-40	
16-NVIDIA CORP	2016-11	PURCHASE	2017-01		1,658	1,499			159	
6-PALO ALTO NETWORKS INC	2016-06	PURCHASE	2017-01		832	836			-4	
23-PALO ALTO NETWORKS INC	2016-02	PURCHASE	2017-01		3,191	2,963			228	
10-PALO ALTO NETWORKS INC	2016-06	PURCHASE	2016-10		1,600	1,394			206	
14-PALO ALTO NETWORKS INC	2016-01	PURCHASE	2016-10		2,240	2,103			137	
2-PALO ALTO NETWORKS INC	2016-01	PURCHASE	2016-10		320	300			20	
2-PALO ALTO NETWORKS INC	2016-01	PURCHASE	2016-10		320	280			40	
2-PALO ALTO NETWORKS INC	2016-06	PURCHASE	2016-11		313	279			34	
2-PALO ALTO NETWORKS INC	2016-06	PURCHASE	2016-11		318	279			39	
19-PFIZER INC	2016-08	PURCHASE	2016-08		666	666				
5-PNC FINL SVCS GROUP INC	2016-02	PURCHASE	2016-11		476	403			73	
18-QUALCOMM INC	2016-09	PURCHASE	2017-01		993	1,129			-136	
38-QUALCOMM INC	2016-09	PURCHASE	2017-01		2,096	2,371			-275	
12-SALESFORCE COM INC	2016-09	PURCHASE	2017-01		903	862			41	
26-SALESFORCE COM INC	2016-02	PURCHASE	2017-01		1,957	1,559			398	
32-SALESFORCE COM INC	2016-02	PURCHASE	2017-01		2,408	1,902			506	
22-SALESFORCE COM INC	2016-09	PURCHASE	2016-10		1,598	1,598				
12-SALESFORCE COM INC	2016-09	PURCHASE	2016-10		872	872				
10-SALESFORCE COM INC	2016-09	PURCHASE	2016-10		727	732			-5	
6-SALESFORCE COM INC	2016-09	PURCHASE	2016-10		436	439			-3	
22-SALESFORCE COM INC	2016-02	PURCHASE	2016-10		1,598	1,319			279	
22-SCHWAB CHARLES CORP NEW	2016-07	PURCHASE	2017-01		915	581			334	
55-SCHWAB CHARLES CORP NEW	2016-07	PURCHASE	2017-01		2,287	1,426			861	

Name	Date Acquired	How Acquired	Date Sold	Purchaser Name	Gross Sales Price	Basis	Basis Method	Sales Expenses	Total (net)	Accumulated Depreciation
31-SCHWAB CHARLES CORP NEW	2016-06	PURCHASE	2017-01		1,289	898			391	
100-SCHWAB CHARLES CORP NEW	2016-06	PURCHASE	2016-10		3,189	2,897			292	
11-SCHWAB CHARLES CORP NEW	2016-06	PURCHASE	2016-11		402	319			83	
10-SERVICENOW INC	2016-06	PURCHASE	2017-01		832	758			74	
13-SERVICENOW INC	2016-02	PURCHASE	2017-01		1,081	709			372	
9-SERVICENOW INC	2016-06	PURCHASE	2016-11		764	692			72	
1-SERVICENOW INC	2016-06	PURCHASE	2016-11		85	76			9	
2-SERVICENOW INC	2016-06	PURCHASE	2016-11		173	152			21	
4-SHERWIN WILLIAMS CO	2016-06	PURCHASE	2017-01		1,131	1,172			-41	
2-SHERWIN WILLIAMS CO	2016-06	PURCHASE	2017-01		565	587			-22	
8-SHERWIN WILLIAMS CO	2016-01	PURCHASE	2017-01		2,261	2,042			219	
2-SHERWIN WILLIAMS CO	2016-01	PURCHASE	2017-01		565	501			64	
4-SHERWIN WILLIAMS CO	2016-08	PURCHASE	2016-10		1,086	1,197			-111	
1-SHERWIN WILLIAMS CO	2016-08	PURCHASE	2016-10		271	300			-29	
1-SHERWIN WILLIAMS CO	2016-08	PURCHASE	2016-10		271	300			-29	
3-SHERWIN WILLIAMS CO	2016-06	PURCHASE	2016-10		814	882			-68	
2-SHERWIN WILLIAMS CO	2016-06	PURCHASE	2016-10		543	588			-45	
1-SHERWIN WILLIAMS CO	2016-06	PURCHASE	2016-10		271	294			-23	
1-SHERWIN WILLIAMS CO	2016-06	PURCHASE	2016-10		271	294			-23	
4-SHIRE PLC	2016-09	PURCHASE	2017-01		680	774			-94	
4-SHIRE PLC	2016-08	PURCHASE	2017-01		680	818			-138	
4-SHIRE PLC	2016-08	PURCHASE	2017-01		680	818			-138	
1-SHIRE PLC	2016-08	PURCHASE	2017-01		170	205			-35	
5-SHIRE PLC	2016-08	PURCHASE	2017-01		851	968			-117	
5-SHIRE PLC	2016-09	PURCHASE	2016-10		972	972				
4-SHIRE PLC	2016-09	PURCHASE	2016-10		777	777				
5-SHIRE PLC	2016-09	PURCHASE	2016-10		972	972				
16-SPLUNK INC	2015-08	PURCHASE	2016-06		913	1,111			-198	
7-SPLUNK INC	2015-08	PURCHASE	2016-08		430	460			-30	
2-SPLUNK INC	2015-08	PURCHASE	2016-08		123	129			-6	

Name	Date Acquired	How Acquired	Date Sold	Purchaser Name	Gross Sales Price	Basis	Basis Method	Sales Expenses	Total (net)	Accumulated Depreciation
3-SPLUNK INC	2015-08	PURCHASE	2016-08		184	208			-24	
7-SPLUNK INC	2016-01	PURCHASE	2016-10		424	399			25	
6-SPLUNK INC	2016-01	PURCHASE	2016-10		363	342			21	
2-SPLUNK INC	2016-01	PURCHASE	2016-10		121	114			7	
7-SPLUNK INC	2015-12	PURCHASE	2016-10		424	413			11	
8-STARBUCKS CORP	2016-08	PURCHASE	2017-01		462	459			3	
6-STARBUCKS CORP	2016-07	PURCHASE	2017-01		347	338			9	
48-STARBUCKS CORP	2016-07	PURCHASE	2017-01		2,774	2,720			54	
23-STARBUCKS CORP	2016-07	PURCHASE	2017-01		1,329	1,306			23	
20-STARBUCKS CORP	2016-06	PURCHASE	2017-01		1,156	1,194			-38	
6-STARBUCKS CORP	2016-08	PURCHASE	2016-10		321	345			-24	
18-STARBUCKS CORP	2016-07	PURCHASE	2016-10		964	964				
10-STARBUCKS CORP	2016-07	PURCHASE	2016-10		535	579			-44	
8-STARBUCKS CORP	2016-07	PURCHASE	2016-10		428	428				
20-STARBUCKS CORP	2016-07	PURCHASE	2016-10		1,071	1,071				
18-STARBUCKS CORP	2016-07	PURCHASE	2016-10		964	1,022			-58	
6-STARBUCKS CORP	2016-07	PURCHASE	2016-10		321	321				
6-STARBUCKS CORP	2016-07	PURCHASE	2016-10		321	321				
6-STARBUCKS CORP	2016-07	PURCHASE	2016-10		321	341			-20	
3-TESLA MTRS INC	2016-02	PURCHASE	2016-04		741	532			209	
3-TESLA MTRS INC	2015-08	PURCHASE	2016-04		741	666			75	
1-TESLA MTRS INC	2015-08	PURCHASE	2016-04		247	242			5	
6-ULTA SALON COSMETICS & FRAGRANCE	2016-11	PURCHASE	2017-01		1,564	1,573			-9	
4-VERTEX PHARMACEUTICALS INC	2016-05	PURCHASE	2016-10		345	324			21	
3-VERTEX PHARMACEUTICALS INC	2016-05	PURCHASE	2016-10		259	243			16	
2-VERTEX PHARMACEUTICALS INC	2016-05	PURCHASE	2016-10		173	162			11	
1-VERTEX PHARMACEUTICALS INC	2016-05	PURCHASE	2016-10		86	81			5	
3-VERTEX PHARMACEUTICALS INC	2016-02	PURCHASE	2016-10		259	267			-8	
16-WELLS FARGO & CO	2015-08	PURCHASE	2016-06		772	915			-143	
44-ACTIVISION BLIZZARD INC	2015-11	PURCHASE	2016-12		1,603	1,658			-55	

Name	Date Acquired	How Acquired	Date Sold	Purchaser Name	Gross Sales Price	Basis	Basis Method	Sales Expenses	Total (net)	Accumulated Depreciation
12-ACUITY BRANDS INC	2015-08	PURCHASE	2017-01		2,573	2,485			88	
3-ACUITY BRANDS INC	2015-08	PURCHASE	2016-09		786	629			157	
2-ACUITY BRANDS INC	2015-08	PURCHASE	2016-09		524	419			105	
1-ACUITY BRANDS INC	2015-08	PURCHASE	2016-09		262	210			52	
4-ACUITY BRANDS INC	2015-08	PURCHASE	2016-10		1,021	838			183	
2-ACUITY BRANDS INC	2015-08	PURCHASE	2016-10		511	419			92	
4-ACUITY BRANDS INC	2015-08	PURCHASE	2016-10		1,021	828			193	
17-ADOBE SYS INC	2015-09	PURCHASE	2017-01		1,839	1,338			501	
25-ADOBE SYS INC	2015-08	PURCHASE	2017-01		2,705	1,980			725	
3-ADOBE SYS INC	2015-07	PURCHASE	2016-10		325	240			85	
39-ADOBE SYS INC	2015-06	PURCHASE	2016-10		4,226	3,182			1,044	
2-ADOBE SYS INC	2015-08	PURCHASE	2016-11		214	158			56	
7-ADOBE SYS INC	2015-07	PURCHASE	2016-11		750	559			191	
0 24-ADVANSIX INC	2014-09	PURCHASE	2016-10		4	3			1	
2 08-ADVANSIX INC	2012-01	PURCHASE	2016-10		32	16			16	
37-ALEXION PHARMACEUTICALS INC	2012-01	PURCHASE	2017-01		5,139	2,758			2,381	
3-ALEXION PHARMACEUTICALS INC	2015-09	PURCHASE	2016-10		370	465			-95	
1-ALEXION PHARMACEUTICALS INC	2015-09	PURCHASE	2016-10		123	157			-34	
1-ALEXION PHARMACEUTICALS INC	2015-09	PURCHASE	2016-10		123	157			-34	
4-ALEXION PHARMACEUTICALS INC	2015-06	PURCHASE	2016-10		493	680			-187	
5-ALEXION PHARMACEUTICALS INC	2015-05	PURCHASE	2016-10		617	759			-142	
4-ALEXION PHARMACEUTICALS INC	2015-05	PURCHASE	2016-10		493	607			-114	
4-ALEXION PHARMACEUTICALS INC	2015-03	PURCHASE	2016-10		493	722			-229	
3-ALEXION PHARMACEUTICALS INC	2015-03	PURCHASE	2016-10		370	541			-171	
1-ALEXION PHARMACEUTICALS INC	2015-03	PURCHASE	2016-10		123	180			-57	
1-ALEXION PHARMACEUTICALS INC	2014-04	PURCHASE	2016-10		123	144			-21	
3-ALEXION PHARMACEUTICALS INC	2012-01	PURCHASE	2016-10		370	224			146	
1-ALEXION PHARMACEUTICALS INC	2012-01	PURCHASE	2016-10		123	75			48	
61-ALIBABA GROUP HLDG LTD	2015-10	PURCHASE	2017-01		5,896	4,204			1,692	
5-ALIBABA GROUP HLDG LTD	2015-10	PURCHASE	2016-11		498	345			153	

Name	Date Acquired	How Acquired	Date Sold	Purchaser Name	Gross Sales Price	Basis	Basis Method	Sales Expenses	Total (net)	Accumulated Depreciation
2-AMAZON COM INC	2011-03	PURCHASE	2017-01		1,637	330			1,307	
2-AMAZON COM INC	2011-03	PURCHASE	2017-01		1,637	330			1,307	
3-AMAZON COM INC	2010-09	PURCHASE	2017-01		2,455	448			2,007	
1-AMAZON COM INC	2010-08	PURCHASE	2017-01		818	128			690	
2-AMAZON COM INC	2011-03	PURCHASE	2016-10		1,668	330			1,338	
1-AMAZON COM INC	2010-12	PURCHASE	2016-10		834	175			659	
1-AMAZON COM INC	2010-12	PURCHASE	2016-10		834	175			659	
1-AMAZON COM INC	2011-03	PURCHASE	2016-11		719	165			554	
15-BIOGEN IDEC INC	2012-01	PURCHASE	2017-01		4,333	1,768			2,565	
1-BIOGEN IDEC INC	2015-09	PURCHASE	2016-10		311	289			22	
2-BIOGEN IDEC INC	2015-09	PURCHASE	2016-10		622	603			19	
2-BIOGEN IDEC INC	2013-11	PURCHASE	2016-10		622	493			129	
3-BIOGEN IDEC INC	2012-01	PURCHASE	2016-10		933	354			579	
2-BIOGEN IDEC INC	2012-01	PURCHASE	2016-10		622	236			386	
2-BIOGEN IDEC INC	2012-01	PURCHASE	2016-10		622	236			386	
1-BIOGEN IDEC INC	2012-01	PURCHASE	2016-10		311	118			193	
39-BRISTOL MYERS SQUIBB CO	2014-06	PURCHASE	2017-01		2,193	1,865			328	
15-BRISTOL MYERS SQUIBB CO	2014-04	PURCHASE	2017-01		843	735			108	
41-BRISTOL MYERS SQUIBB CO	2014-03	PURCHASE	2017-01		2,306	2,159			147	
22-BRISTOL MYERS SQUIBB CO	2013-11	PURCHASE	2017-01		1,237	1,162			75	
22-BRISTOL MYERS SQUIBB CO	2015-06	PURCHASE	2016-08		1,341	1,341				
22-BRISTOL MYERS SQUIBB CO	2015-06	PURCHASE	2016-08		1,341	1,341				
21-BRISTOL MYERS SQUIBB CO	2015-06	PURCHASE	2016-08		1,280	1,280				
1-BRISTOL MYERS SQUIBB CO	2015-06	PURCHASE	2016-08		61	67			-6	
1-BRISTOL MYERS SQUIBB CO	2015-09	PURCHASE	2016-10		55	59			-4	
21-BRISTOL MYERS SQUIBB CO	2015-07	PURCHASE	2016-10		1,157	1,308			-151	
22-BRISTOL MYERS SQUIBB CO	2015-06	PURCHASE	2016-10		1,212	1,454			-242	
22-BRISTOL MYERS SQUIBB CO	2013-11	PURCHASE	2016-10		1,212	1,162			50	
21-BRISTOL MYERS SQUIBB CO	2013-11	PURCHASE	2016-10		1,157	1,109			48	
9-BRISTOL MYERS SQUIBB CO	2013-11	PURCHASE	2016-10		496	475			21	

Name	Date Acquired	How Acquired	Date Sold	Purchaser Name	Gross Sales Price	Basis	Basis Method	Sales Expenses	Total (net)	Accumulated Depreciation
1-BRISTOL MYERS SQUIBB CO	2013-11	PURCHASE	2016-10		55	53			2	
2 53-CALIFORNIA RESOURCES CORP	2014-06	PURCHASE	2016-04		2	4			-2	
1 47-CALIFORNIA RESOURCES CORP	2012-01	PURCHASE	2016-04		1	3			-2	
0 12-CALIFORNIA RESOURCES CORP	2012-01	PURCHASE	2016-04							
7-CELGENE CORP	2011-05	PURCHASE	2017-01		827	209			618	
20-CELGENE CORP	2011-03	PURCHASE	2017-01		2,362	567			1,795	
18-CELGENE CORP	2011-02	PURCHASE	2017-01		2,126	484			1,642	
8-CELGENE CORP	2015-08	PURCHASE	2016-10		836	920			-84	
5-CELGENE CORP	2012-08	PURCHASE	2016-10		523	171			352	
5-CELGENE CORP	2012-08	PURCHASE	2016-10		523	171			352	
5-CELGENE CORP	2012-07	PURCHASE	2016-10		523	163			360	
1-CELGENE CORP	2012-07	PURCHASE	2016-10		105	33			72	
8-CELGENE CORP	2011-05	PURCHASE	2016-10		836	239			597	
5-CELGENE CORP	2011-05	PURCHASE	2016-10		523	150			373	
30-CISCO SYS INC	2015-08	PURCHASE	2016-10		918	869			49	
50000-CITIGROUP INC	2013-08	PURCHASE	2016-06		50,000	53,106			-3,106	
12-COGNIZANT TECHNOLOGY SOLUTIONS	2013-05	PURCHASE	2016-07		677	380			297	
34-COGNIZANT TECHNOLOGY SOLUTIONS	2013-04	PURCHASE	2016-07		1,918	1,111			807	
93-COGNIZANT TECHNOLOGY SOLUTIONS	2012-01	PURCHASE	2016-07		5,247	3,304			1,943	
6-COMCAST CORP	2014-09	PURCHASE	2017-01		428	342			86	
9-CVS HEALTH CORP	2015-06	PURCHASE	2016-10		776	921			-145	
2-CVS HEALTH CORP	2015-06	PURCHASE	2016-10		172	205			-33	
1-CVS HEALTH CORP	2015-06	PURCHASE	2016-10		86	102			-16	
4-CVS HEALTH CORP	2015-05	PURCHASE	2016-10		345	414			-69	
2-CVS HEALTH CORP	2015-05	PURCHASE	2016-10		172	207			-35	
12-CVS HEALTH CORP	2015-04	PURCHASE	2016-10		1,035	1,220			-185	
3-CVS HEALTH CORP	2015-04	PURCHASE	2016-10		259	305			-46	
8-CVS HEALTH CORP	2015-08	PURCHASE	2016-11		667	904			-237	
7-CVS HEALTH CORP	2015-05	PURCHASE	2016-11		537	691			-154	
15-CVS HEALTH CORP	2015-05	PURCHASE	2016-11		1,151	1,504			-353	

Name	Date Acquired	How Acquired	Date Sold	Purchaser Name	Gross Sales Price	Basis	Basis Method	Sales Expenses	Total (net)	Accumulated Depreciation
15-CVS HEALTH CORP	2015-04	PURCHASE	2016-11		1,151	1,525			-374	
6-CVS HEALTH CORP	2015-08	PURCHASE	2016-11		454	678			-224	
2-CVS HEALTH CORP	2015-06	PURCHASE	2016-11		151	211			-60	
13-CVS HEALTH CORP	2014-08	PURCHASE	2016-11		984	1,032			-48	
11-DEXCOM INC COM	2015-10	PURCHASE	2017-01		918	920			-2	
1-DEXCOM INC COM	2015-09	PURCHASE	2017-01		83	96			-13	
27-DEXCOM INC COM	2015-09	PURCHASE	2017-01		2,254	2,601			-347	
9-DEXCOM INC COM	2015-09	PURCHASE	2016-10		738	868			-130	
24-DEXCOM INC COM	2015-09	PURCHASE	2016-10		1,968	2,315			-347	
4-DOVER CORP	2014-01	PURCHASE	2016-11		286	321			-35	
3-DOVER CORP	2014-01	PURCHASE	2016-11		215	239			-24	
14-DOVER CORP	2012-01	PURCHASE	2016-11		1,002	729			273	
17-DOVER CORP	2012-01	PURCHASE	2016-11		1,199	885			314	
26-EXXON MOBIL CORP	2015-01	PURCHASE	2016-05		2,284	2,311			-27	
23-FACEBOOK INC	2012-11	PURCHASE	2017-01		2,963	457			2,506	
26-FACEBOOK INC	2012-10	PURCHASE	2017-01		3,349	597			2,752	
39-FACEBOOK INC	2012-10	PURCHASE	2016-10		4,995	896			4,099	
128-GENERAL ELEC CO	2015-08	PURCHASE	2016-09		3,786	3,331			455	
39-GENERAL ELEC CO	2014-11	PURCHASE	2016-09		1,154	1,012			142	
36-GENERAL ELEC CO	2014-11	PURCHASE	2016-09		1,065	929			136	
48-GENERAL ELEC CO	2014-11	PURCHASE	2016-09		1,421	1,238			183	
11-ILLUMINA INC	2014-05	PURCHASE	2017-01		1,811	1,752			59	
4-ILLUMINA INC	2014-04	PURCHASE	2017-01		658	608			50	
4-ILLUMINA INC	2014-04	PURCHASE	2017-01		658	625			33	
9-ILLUMINA INC	2014-04	PURCHASE	2017-01		1,482	1,184			298	
6-ILLUMINA INC	2014-02	PURCHASE	2017-01		988	967			21	
1-ILLUMINA INC	2015-07	PURCHASE	2016-08		167	207			-40	
3-ILLUMINA INC	2015-09	PURCHASE	2016-10		542	579			-37	
3-ILLUMINA INC	2015-09	PURCHASE	2016-10		542	588			-46	
2-ILLUMINA INC	2015-08	PURCHASE	2016-10		362	399			-37	

Name	Date Acquired	How Acquired	Date Sold	Purchaser Name	Gross Sales Price	Basis	Basis Method	Sales Expenses	Total (net)	Accumulated Depreciation
6-ILLUMINA INC	2014-02	PURCHASE	2016-10		1,085	967			118	
5-ILLUMINA INC	2014-02	PURCHASE	2016-10		904	806			98	
2-ILLUMINA INC	2014-02	PURCHASE	2016-10		362	322			40	
2-ILLUMINA INC	2014-02	PURCHASE	2016-10		362	322			40	
11-INTERCEPT PHARMACEUTICALS INC	2015-12	PURCHASE	2017-01		1,264	1,749			-485	
11-INTERCEPT PHARMACEUTICALS INC	2015-10	PURCHASE	2017-01		1,264	1,764			-500	
2-INTERCEPT PHARMACEUTICALS INC	2015-09	PURCHASE	2017-01		230	332			-102	
9-INTERCEPT PHARMACEUTICALS INC	2015-03	PURCHASE	2016-09		1,514	2,648			-1,134	
2-INTERCEPT PHARMACEUTICALS INC	2015-08	PURCHASE	2016-10		305	370			-65	
1-INTERCEPT PHARMACEUTICALS INC	2015-08	PURCHASE	2016-10		153	185			-32	
1-INTERCEPT PHARMACEUTICALS INC	2015-08	PURCHASE	2016-10		153	177			-24	
3-INTERCEPT PHARMACEUTICALS INC	2015-06	PURCHASE	2016-10		458	799			-341	
3-INTERCEPT PHARMACEUTICALS INC	2015-06	PURCHASE	2016-10		458	789			-331	
1-INTERCEPT PHARMACEUTICALS INC	2015-06	PURCHASE	2016-10		153	263			-110	
2-INTERCEPT PHARMACEUTICALS INC	2015-04	PURCHASE	2016-10		305	558			-253	
3-INTERCEPT PHARMACEUTICALS INC	2015-04	PURCHASE	2016-10		458	821			-363	
2-INTERCEPT PHARMACEUTICALS INC	2015-03	PURCHASE	2016-10		305	536			-231	
1-INTERCEPT PHARMACEUTICALS INC	2015-03	PURCHASE	2016-10		153	294			-141	
2-INTERCEPT PHARMACEUTICALS INC	2015-03	PURCHASE	2016-10		305	561			-256	
1-INTERCEPT PHARMACEUTICALS INC	2015-03	PURCHASE	2016-10		153	281			-128	
30-INTERCONTINENTAL EXCHANGE INC	2015-09	PURCHASE	2017-01		1,703	1,409			294	
23-INTERCONTINENTAL EXCHANGE INC	2015-05	PURCHASE	2017-01		1,305	1,103			202	
7-INTERCONTINENTAL EXCHANGE INC	2015-05	PURCHASE	2016-06		1,775	1,683			92	
5-INTERCONTINENTAL EXCHANGE INC	2015-05	PURCHASE	2016-10		1,339	1,202			137	
5-INTERCONTINENTAL EXCHANGE INC	2015-05	PURCHASE	2016-10		1,339	1,199			140	
2-INTERCONTINENTAL EXCHANGE INC	2015-05	PURCHASE	2016-10		535	480			55	
7-INTERCONTINENTAL EXCHANGE INC	2015-05	PURCHASE	2016-11		386	336			50	
5-KIMBERLY CLARK CORP	2012-01	PURCHASE	2016-08		638	346			292	
7-LINKEDIN CORP	2012-11	PURCHASE	2016-06		1,340	705			635	
5-LINKEDIN CORP	2012-05	PURCHASE	2016-06		957	501			456	

Name	Date Acquired	How Acquired	Date Sold	Purchaser Name	Gross Sales Price	Basis	Basis Method	Sales Expenses	Total (net)	Accumulated Depreciation
16-LINKEDIN CORP	2012-05	PURCHASE	2016-06		3,063	1,783			1,280	
10-LINKEDIN CORP	2012-05	PURCHASE	2016-06		1,914	1,119			795	
2-MERCADOLIBRE INC	2015-09	PURCHASE	2017-01		348	221			127	
2-MERCADOLIBRE INC	2014-10	PURCHASE	2017-01		348	218			130	
1-MERCADOLIBRE INC	2014-10	PURCHASE	2017-01		174	111			63	
7-MERCADOLIBRE INC	2014-10	PURCHASE	2017-01		1,219	777			442	
10-MERCADOLIBRE INC	2014-10	PURCHASE	2017-01		1,742	1,115			627	
5-MERCADOLIBRE INC	2015-03	PURCHASE	2016-05		663	649			14	
3-MERCADOLIBRE INC	2015-03	PURCHASE	2016-05		398	389			9	
4-MERCADOLIBRE INC	2015-03	PURCHASE	2016-06		555	519			36	
2-MERCADOLIBRE INC	2015-03	PURCHASE	2016-06		272	257			15	
1-MERCADOLIBRE INC	2015-03	PURCHASE	2016-06		136	130			6	
1-MERCADOLIBRE INC	2014-09	PURCHASE	2016-06		136	114			22	
1-MERCADOLIBRE INC	2014-10	PURCHASE	2016-07		151	113			38	
1-MERCADOLIBRE INC	2014-09	PURCHASE	2016-07		151	114			37	
2-MERCADOLIBRE INC	2014-10	PURCHASE	2016-07		301	226			75	
2-MERCADOLIBRE INC	2014-10	PURCHASE	2016-08		333	224			109	
10-MERCADOLIBRE INC	2014-10	PURCHASE	2016-08		1,666	1,128			538	
4-MERCADOLIBRE INC	2014-10	PURCHASE	2016-09		687	448			239	
8-MERCADOLIBRE INC	2015-09	PURCHASE	2016-10		1,477	897			580	
2-MERCADOLIBRE INC	2015-09	PURCHASE	2016-10		369	224			145	
8-MERCADOLIBRE INC	2014-10	PURCHASE	2016-10		1,477	892			585	
6-MICROSOFT CORP	2015-06	PURCHASE	2017-01		377	269			108	
10-MICROSOFT CORP	2015-06	PURCHASE	2017-03		648	449			199	
75-MOBILEYE NV	2015-12	PURCHASE	2017-01		3,140	3,071			69	
66-MOBILEYE NV	2015-03	PURCHASE	2017-01		2,763	2,917			-154	
27-MOBILEYE NV	2015-09	PURCHASE	2016-10		1,120	1,298			-178	
1-MOBILEYE NV	2015-08	PURCHASE	2016-10		41	55			-14	
15-MOBILEYE NV	2015-08	PURCHASE	2016-10		622	805			-183	
1-MOBILEYE NV	2015-08	PURCHASE	2016-10		41	54			-13	

Name	Date Acquired	How Acquired	Date Sold	Purchaser Name	Gross Sales Price	Basis	Basis Method	Sales Expenses	Total (net)	Accumulated Depreciation
8-MOBILEYE NV	2015-03	PURCHASE	2016-10		332	358			-26	
25-MOBILEYE NV	2015-03	PURCHASE	2016-10		1,037	1,118			-81	
16-MOBILEYE NV	2015-03	PURCHASE	2016-10		664	715			-51	
13-MOBILEYE NV	2015-03	PURCHASE	2016-10		539	581			-42	
8-MOBILEYE NV	2015-03	PURCHASE	2016-10		332	358			-26	
1-MOBILEYE NV	2015-03	PURCHASE	2016-10		41	45			-4	
2-MOBILEYE NV	2015-03	PURCHASE	2016-10		83	88			-5	
39-MONSTER BEVERAGE CORP	2015-06	PURCHASE	2017-01		1,728	1,633			95	
33-MONSTER BEVERAGE CORP	2015-05	PURCHASE	2017-01		1,463	1,433			30	
4-MONSTER BEVERAGE CORP	2015-05	PURCHASE	2016-05		592	569			23	
2-MONSTER BEVERAGE CORP	2015-05	PURCHASE	2016-05		296	281			15	
5-MONSTER BEVERAGE CORP	2015-05	PURCHASE	2016-07		810	702			108	
8-MONSTER BEVERAGE CORP	2015-05	PURCHASE	2016-07		1,293	1,122			171	
4-MONSTER BEVERAGE CORP	2015-05	PURCHASE	2016-08		628	549			79	
4-MONSTER BEVERAGE CORP	2015-06	PURCHASE	2016-10		581	528			53	
25-MONSTER BEVERAGE CORP	2015-05	PURCHASE	2016-10		3,633	3,428			205	
24-NIKE INC	2015-02	PURCHASE	2017-01		1,259	1,137			122	
12-NIKE INC	2014-12	PURCHASE	2017-01		629	576			53	
4-NIKE INC	2014-11	PURCHASE	2017-01		210	193			17	
78-NIKE INC	2014-11	PURCHASE	2017-01		4,090	3,760			330	
19-NIKE INC	2014-11	PURCHASE	2016-10		992	919			73	
3-NOVO-NORDISK A S	2015-08	PURCHASE	2016-09		138	173			-35	
28-NOVO-NORDISK A S	2015-04	PURCHASE	2016-09		1,284	1,545			-261	
65-NOVO-NORDISK A S	2015-04	PURCHASE	2016-09		2,980	3,588			-608	
25-NOVO-NORDISK A S	2015-04	PURCHASE	2016-09		1,155	1,379			-224	
9-OCCIDENTAL PETE CORP DEL	2014-06	PURCHASE	2016-05		683	897			-214	
3-PFIZER INC	2011-07	PURCHASE	2016-08		105	59			46	
4-PRICELINE GROUP INC	2012-01	PURCHASE	2017-01		6,170	2,099			4,071	
4-PRICELINE GROUP INC	2012-01	PURCHASE	2016-10		5,953	2,099			3,854	
16-SCHLUMBERGER LTD	2014-08	PURCHASE	2016-05		1,204	1,776			-572	

Name	Date Acquired	How Acquired	Date Sold	Purchaser Name	Gross Sales Price	Basis	Basis Method	Sales Expenses	Total (net)	Accumulated Depreciation
1-SCHLUMBERGER LTD	2014-01	PURCHASE	2016-05		75	89			-14	
21-SERVICENOW INC	2015-09	PURCHASE	2017-01		1,747	1,515			232	
4-SERVICENOW INC	2015-08	PURCHASE	2017-01		333	280			53	
14-SERVICENOW INC	2015-08	PURCHASE	2017-01		1,164	964			200	
10-SERVICENOW INC	2015-03	PURCHASE	2016-08		747	797			-50	
22-SERVICENOW INC	2015-05	PURCHASE	2016-10		1,742	1,698			44	
22-SERVICENOW INC	2015-04	PURCHASE	2016-10		1,742	1,706			36	
8-SERVICENOW INC	2015-03	PURCHASE	2016-10		633	638			-5	
8-SERVICENOW INC	2015-03	PURCHASE	2016-10		633	630			3	
1-SERVICENOW INC	2015-03	PURCHASE	2016-10		79	79				
2-SERVICENOW INC	2015-05	PURCHASE	2016-11		170	154			16	
4-SHERWIN WILLIAMS CO	2012-01	PURCHASE	2016-07		1,174	391			783	
1-SHERWIN WILLIAMS CO	2012-01	PURCHASE	2016-08		289	98			191	
5-SHERWIN WILLIAMS CO	2012-01	PURCHASE	2016-12		1,351	489			862	
4-SIMON PPTY GROUP INC NEW	2014-09	PURCHASE	2017-03		673	652			21	
4-SIMON PPTY GROUP INC NEW	2013-03	PURCHASE	2017-03		673	599			74	
7-SIMON PPTY GROUP INC NEW	2012-12	PURCHASE	2017-03		1,177	1,028			149	
90-SPLUNK INC	2014-07	PURCHASE	2017-01		4,996	4,311			685	
3-SPLUNK INC	2015-03	PURCHASE	2016-08		184	186			-2	
7-SPLUNK INC	2015-03	PURCHASE	2016-08		430	434			-4	
1-SPLUNK INC	2015-08	PURCHASE	2016-10		61	61				
6-SPLUNK INC	2015-08	PURCHASE	2016-10		363	357			6	
5-SPLUNK INC	2015-08	PURCHASE	2016-10		303	298			5	
2-SPLUNK INC	2015-03	PURCHASE	2016-10		121	124			-3	
7-SPLUNK INC	2015-01	PURCHASE	2016-10		424	401			23	
15-SPLUNK INC	2014-07	PURCHASE	2016-10		908	720			188	
7-SPLUNK INC	2014-07	PURCHASE	2016-10		424	336			88	
5-SPLUNK INC	2014-07	PURCHASE	2016-10		303	240			63	
1-SPLUNK INC	2014-07	PURCHASE	2016-10		61	48			13	
2-TESLA MTRS INC	2014-12	PURCHASE	2016-04		494	433			61	

Name	Date Acquired	How Acquired	Date Sold	Purchaser Name	Gross Sales Price	Basis	Basis Method	Sales Expenses	Total (net)	Accumulated Depreciation
5-TESLA MTRS INC	2013-12	PURCHASE	2016-04		1,234	763			471	
8-TESLA MTRS INC	2013-11	PURCHASE	2016-04		1,975	1,022			953	
12-TESLA MTRS INC	2013-11	PURCHASE	2016-04		2,962	1,710			1,252	
428 87-THORNBURG INTL VALUE FUND	2012-02	PURCHASE	2017-01		10,392	11,730			-1,338	
2777 78-THORNBURG INTL VALUE FUND	2012-01	PURCHASE	2017-01		67,306	70,000			-2,694	
8-UNITED PARCEL SVC INC	2016-02	PURCHASE	2017-02		845	774			71	
9-UNITED PARCEL SVC INC	2015-11	PURCHASE	2017-02		950	938			12	
4-UNITED PARCEL SVC INC	2014-09	PURCHASE	2017-02		422	387			35	
4-V F CORP	2012-10	PURCHASE	2016-08		256	169			87	
24-V F CORP	2012-10	PURCHASE	2016-08		1,537	1,015			522	
56-VERIZON COMMUNICATIONS INC	2012-01	PURCHASE	2017-02		2,683	2,096			587	
35-VERTEX PHARMACEUTICALS INC	2013-11	PURCHASE	2017-01		2,892	2,276			616	
14-VERTEX PHARMACEUTICALS INC	2013-08	PURCHASE	2017-01		1,157	1,084			73	
14-VERTEX PHARMACEUTICALS INC	2013-07	PURCHASE	2017-01		1,157	1,121			36	
3-VERTEX PHARMACEUTICALS INC	2015-09	PURCHASE	2016-10		259	310			-51	
4-VERTEX PHARMACEUTICALS INC	2015-09	PURCHASE	2016-10		345	445			-100	
2-VERTEX PHARMACEUTICALS INC	2015-08	PURCHASE	2016-10		173	250			-77	
3-VERTEX PHARMACEUTICALS INC	2014-10	PURCHASE	2016-10		259	327			-68	
1-VERTEX PHARMACEUTICALS INC	2014-10	PURCHASE	2016-10		86	109			-23	
8-VERTEX PHARMACEUTICALS INC	2014-09	PURCHASE	2016-10		691	909			-218	
3-VERTEX PHARMACEUTICALS INC	2013-07	PURCHASE	2016-10		259	240			19	
7-VERTEX PHARMACEUTICALS INC	2013-04	PURCHASE	2016-10		604	565			39	
3-VERTEX PHARMACEUTICALS INC	2013-04	PURCHASE	2016-10		259	242			17	
3-VERTEX PHARMACEUTICALS INC	2013-04	PURCHASE	2016-10		259	242			17	
1-VERTEX PHARMACEUTICALS INC	2013-04	PURCHASE	2016-10		86	81			5	
55-VISA INC	2011-08	PURCHASE	2017-01		4,474	1,178			3,296	
56-VISA INC	2012-01	PURCHASE	2016-10		4,630	1,414			3,216	
6-VISA INC	2012-01	PURCHASE	2016-11		498	152			346	
1-VISA INC	2012-01	PURCHASE	2016-11		78	25			53	
5-VISA INC	2011-08	PURCHASE	2016-11		392	107			285	

Name	Date Acquired	How Acquired	Date Sold	Purchaser Name	Gross Sales Price	Basis	Basis Method	Sales Expenses	Total (net)	Accumulated Depreciation
6-WELLS FARGO & CO	2013-06	PURCHASE	2016-06		289	243			46	
19-WELLS FARGO & CO	2013-06	PURCHASE	2016-07		918	769			149	
24-WELLS FARGO & CO	2013-06	PURCHASE	2016-11		1,103	971			132	
1-WELLS FARGO & CO	2012-03	PURCHASE	2016-11		46	34			12	
		PURCHASE								
		PURCHASE								

TY 2016 Investments Corporate Bonds Schedule

Name: BABS AND MAURY YOUNG FOUNDATION

EIN: 51-0365021

Name of Bond	End of Year Book Value	End of Year Fair Market Value
CORPORATE BONDS	422,104	426,165

TY 2016 Investments Corporate Stock Schedule

Name: BABS AND MAURY YOUNG FOUNDATION

EIN: 51-0365021

Name of Stock	End of Year Book Value	End of Year Fair Market Value
STOCKS	627,897	817,123

TY 2016 Other Assets Schedule

Name: BABS AND MAURY YOUNG FOUNDATION

EIN: 51-0365021

Other Assets Schedule

Description	Beginning of Year - Book Value	End of Year - Book Value	End of Year - Fair Market Value
FEDERAL EXCISE TAX OVERPAID	291	18	18

TY 2016 Other Expenses Schedule**Name:** BABS AND MAURY YOUNG FOUNDATION**EIN:** 51-0365021**Other Expenses Schedule**

Description	Revenue and Expenses per Books	Net Investment Income	Adjusted Net Income	Disbursements for Charitable Purposes
EXPENSES				
DELAWARE FRANCHISE TAX	25	12		13
CUSTODY FEES U S TRUST	4,212	4,212		
DELAWARE REGISTERED AGENT FEE	125	62		62

TY 2016 Taxes Schedule**Name:** BABS AND MAURY YOUNG FOUNDATION**EIN:** 51-0365021

Category	Amount	Net Investment Income	Adjusted Net Income	Disbursements for Charitable Purposes
FEDERAL EXCISE TAX	403	403		
FOREIGN TAXES	363	363		